
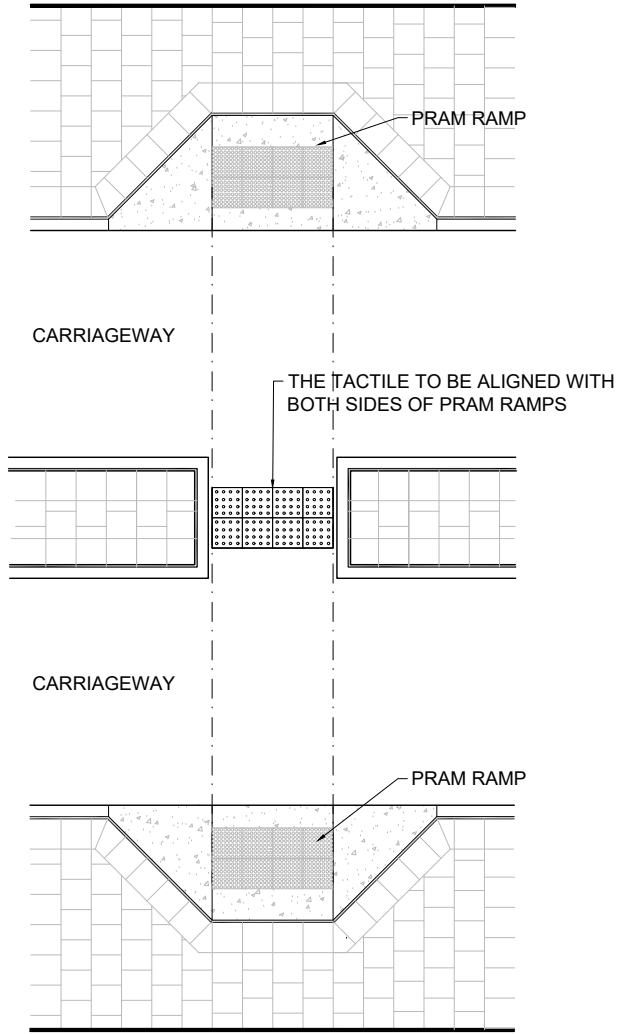



# STANDARD MEDIAN TACTILE LAYOUT

# 303.08

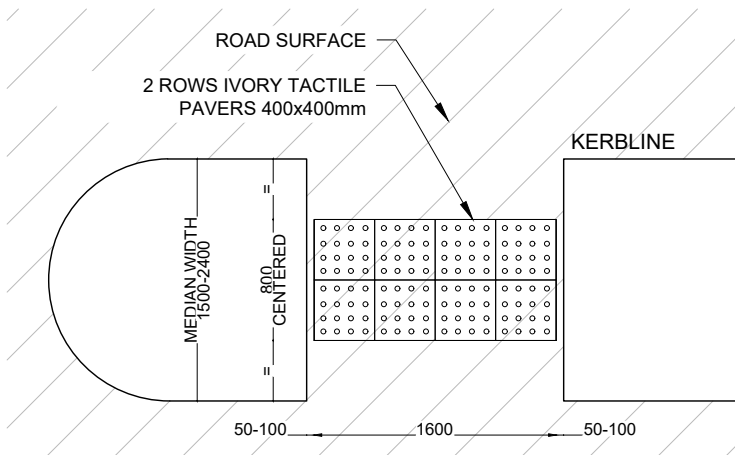


**GENERAL NOTE**

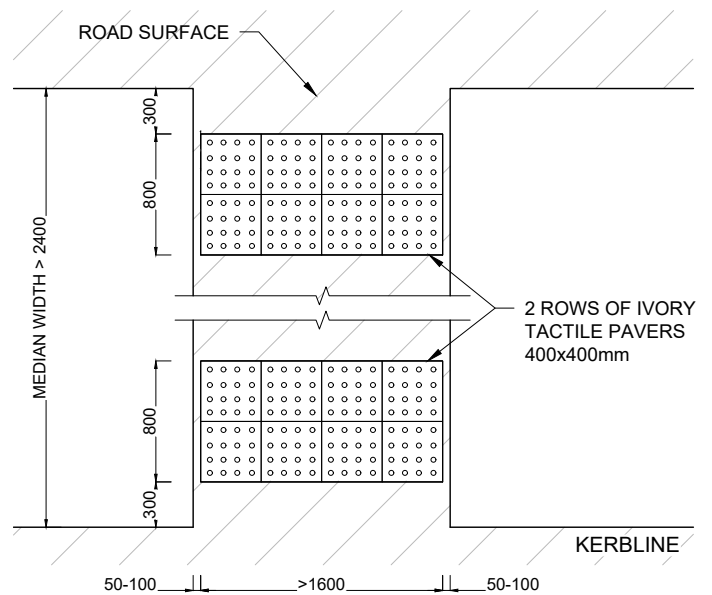
1. AT SIGNALISED INTERSECTIONS, TACTILE INDICATORS SHOULD NOT BE PLACED AT PEDESTRIAN REFUGES OR MEDIAN ISLANDS UNLESS A PEDESTRIAN PUSH BUTTON HAS BEEN PROVIDED OR THERE IS A SIGNIFICANT CHANGE IN THE DIRECTION OF PEDESTRIAN TRAVEL
2. TACTILES TO BE LAID THE WIDTH OF THE RAMP AND 800MM DEEP FOR PEDESTRIAN RAMP.
3. TACTILES TO BE LAID MINIMUM 300MM FROM EDGE OF ROAD.
4. ALL TACTILE GROUND SURFACE INDICATORS (PAVERS) SHALL COMPLY WITH AS1428.4.1 2009 CLAUSE 2.2 & 2.3.



400X400X60 TACTILE PAVER  
- IVORY TACTILE PAVER WITH PENETRABLE BREATHABLE SEALANT (DRYCRETE)



NARROW MEDIAN GAP DETAIL. WIDTH 1500-2400



WIDE MEDIAN GAP DETAIL. WIDTH > 2400