



City of Perth

Minutes

Ordinary Council Meeting

24 November 2020

Approved for release

Michelle Reynolds

Chief Executive Officer

7 December 2020

Minutes to be confirmed at the next Ordinary Council Meeting

These minutes are hereby certified as confirmed.

Presiding member's signature _____

Date _____

Table of Contents

1. Declaration of opening	4
2. Acknowledgement of Country/Prayer	4
3. Attendance	5
3.1 Apologies	6
3.2 Leave of Absence	6
3.3 Applications for Leave of Absence	6
4. Announcements by the Lord Mayor	6
5. Public Participation	7
5.1 Public Questions	7
5.2 Deputations	13
6. Disclosures of Interests	13
7. Confirmation of Minutes	14
8. Questions by Members which due Notice has been Given	14
9. Correspondence	14
10. Petitions	14
19. Urgent Business	16
19. Re-instatement of the Christmas Nativity Scene	16
11. Planning and Economic Development Alliance Reports	18
11.1 Signing of Memorandum of Understanding with Denpasar City, Indonesia	18
12. Community Development Alliance Reports	24
12.1 COVID-19 Rebound Economic Development Sponsorship – Australasian Oil & Gas Exhibition & Conference	24
12.2 Event Sponsorship Variations – West Coast Fever and Open House Perth 2020 ...	33
12.3 Lord Mayor’s Distress Relief Fund – Appointment of Honorary Secretary and Honorary Treasurer	37
12.4 Australia Day Program of Activities	41
13. Infrastructure and Operations Alliance Reports	49
‘Security Services – Facilities and Car Parks – RFT26-20/21’ is presented under Item 17 as it contains confidential attachments	49

18.2 Notice of Motion – LGBTQIA+ Advisory Group.....	50
14. Corporate Services Reports	56
14.1 Monthly Financial Report for September 2020.....	56
14.2 Schedule of Accounts Paid – September 2020.....	65
14.3 Process for the Development of the 2021-2031 Strategic Community Plan	72
14.4 Reserve Transfer Request.....	80
15. Chief Executive Officer Reports	88
15.1 Appointment of Government Architect to the Design Advisory Committee	88
16 Committee Reports	92
17 Matters for which the Meeting may be Closed.....	93
17.1 Security Services – Facilities and Car Parks – RFT26-20/21.....	93
18. Motions of which notice has been given.....	98
18.1 Notice of Motion – ‘Light It Up’ Program	98
20. Closure	108

1. Declaration of opening

The Presiding Member formally declared the Ordinary Council Meeting for the City of Perth open at 5.00pm.

2. Acknowledgement of Country/Prayer

Acknowledgement of Country

I respectfully acknowledge the Traditional Owners of the land on which we meet, the Whadjuk Nyoongar people of Western Australia, and pay my respects to Elders past, present and emerging. It is indeed a privilege to be standing on Whadjuk Nyoongar country.

Prayer

Almighty God, under whose providence we hold responsibility for this City grant us wisdom to understand its present needs, foresight to anticipate its future growth, and grace to serve our fellow citizens with integrity and selfless devotion. And to Thee, be all blessing and glory forever. Amen.

3. Attendance

Elected members in attendance

Lord Mayor	Basil Zempilas (Presiding Member)
Deputy Lord Mayor	Sandy Anghie
Councillors	Di Bain
	Clyde Bevan
	Brent Fleeton
	Liam Gobbert
	Rebecca Gordon
	Viktor Ko
	Catherine Lezer

Officers in attendance

Chief Executive Officer	Michelle Reynolds
General Manager Corporate Services	Bill Parker
General Manager Planning and Economic Development	Jayson Miragliotta
General Manager Community Development	Anne Banks-McAllister
General Manager Infrastructure and Operations	Chris Kopec
Project Director Strategic Finance (CFO)	Michael Kent
Alliance Manager Executive Services	Kylie Johnson
Alliance Manager Activation and Cultural Experience	Tabitha McMullan
Alliance Manager Governance	Danielle Uniza
Governance Officer	Ashlee Rutigliano
Governance Officer	Vanessa Phillips

Observers

- 2 members of the media
- 25 members of the public
- 8 members of staff

3.1 Apologies

Nil

3.2 Leave of Absence

Nil

3.3 Applications for Leave of Absence

Nil

4. Announcements by the Lord Mayor

I would like to take this opportunity to comment on the tremendous level of activity in our city over the past week, particularly over the last weekend. It was brilliant to see so many people in the city enjoying themselves. Last Friday, Saturday and Sunday night, 20 – 22 of November, we had the highest level of activity in the city since COVID-19 with activity was up 66% from the previous weekend. There were a number of activities at Yagan Square, Northbridge, the train station, James Street and of course around the Cultural Centre area with the opening of the WA Museum.

A couple of items I would particularly like to highlight: The turning on of the Christmas Lights on Friday – more than half a million Christmas lights, 550 individual decorations, it launched on Friday, it had great patronage and it will run until 3 January 2021. This year it extends to our neighbourhood areas in Northbridge, East Perth and West Perth as well as the CBD. I am also delighted to add that violence was down, there were only three incidents in total.

It is also worth mentioning that on Friday night, the Pedestrian Priority Precinct opened along Hay Street East between Irwin and Pier Streets. It looked fabulous – there was a real buzz and the commentary has been excellent.

On Saturday morning, I attended the opening of Boola Bardip, our new museum. I'm sure you will all get the opportunity – entry is free for 18 months. It is something that every Western Australian must do. I was absolutely delighted to see the Cultural Centre precinct alive, particularly with the markets on Saturday morning when I attended.

It is also worth mentioning the Christmas concerts in Forrest Place, the first of several, free family concerts over five consecutive Sunday nights. The concerts will be held in a COVID-safe environment and tickets can be secured at www.visitperth.wa.gov.au. I do recommend the concerts for families and for those who want to get into the Christmas spirit.

I would like to congratulate the WA State Government for the Operation Heat Shield campaign in the CBD. The safety and security of the community – where we live, work and visit – is paramount. Initiatives such as Operation Heat Shield have demonstrated a larger police presence equals less crime and less anti-social

behaviour which a highly desirable outcome for all of us. As you know, we have campaigned for a cleaner, safer and friendlier city, and this is an initiative that we congratulate the WA State Government on.

5. Public Participation

5.1 Public Questions

David Goncalves, 407/35 Bronte Street East Perth

Q Has the CEO formally made a referral to the Local Government Standards Panel over complaints made by the Lord Mayor prior on trans and gender issues? And if not, why?

Has the CEO, Lord Mayor or other councillors previously discussed or come to any view whether this may indeed qualify as either a minor or major breach pursuant to the Local Government Act (1995) or regulation 7(1)(a) of the Local Government (Rules of Conduct) Regulations 2007?

Can Councillor Rebecca Gordon comment whether, as a member of the Local Government Standards Panel, she has a view or will be recusing herself from any role?

A The Chief Executive Officer responded: No referral has been made to the Local Government Standards Panel. Rather, I have discussed the issues with the Lord Mayor and we have agreed on a number of very proactive steps – particularly the ongoing engagement with members of the community, and also matters to do with training and improvements. I also note that there is in our draft Code of Conduct greater emphasis on this area.

Councillor Gordon responded: Just to clarify I am a former member of the Local Government Standards Panel and so I will have no involvement in any matters. The Panels does not allow a member sitting on a Council to consider matters relevant to that Council body.

Q In terms of the Regulations, does this require a complaint from the community to progress any further with the Standards Panel?

A The CEO responded: Based on information available, we have not referred this to the Standards Panel. Evidence suggests it is not necessary at this time.

David Goncalves, 407/35 Bronte Street East Perth

Q Failing past calls for councillors to move motions to address LGBTIQ issues, will Council adopt a standing item in its monthly agenda to discuss Equality, Diversity and Inclusion so it can begin to address the toxic and unsafe space that the Lord Mayor opened up with his former comments on trans issues?

Will this happen formally, or will it require I and the rest of the community simply make it a de-facto standing item by way of questions every month?

A The Lord Mayor responded: I am pleased to advise the Deputy Lord Mayor has given Notice of Motion to be moved at tonight's meeting to create a LGBTQIA+ Advisory Group. Should that motion be carried

this evening, that Advisory Group will be an important avenue for the community to share their ideas, thoughts and knowledge and on how the City can improve and progress diversity and inclusion.

David Goncalves, 407/35 Bronte Street East Perth

Q The Lord Mayor detailed an attempt to form a roundtable, which I now believe is the Advisory Group proposed by the Deputy Lord Mayor.

How many of these participants are, or will be, residents of the City of Perth? Will there be any qualifications and criteria to be involved in this roundtable, or will it be simply at the pleasure and invitation of the Lord Mayor or Council? My concern is this will be an 'agreeable' forum, so will it include residents and major stakeholders who have lived experience of discrimination and have demonstrated advocacy and activist experience?

A The Lord Mayor responded: The LGBTQIA+ Advisory Group will replace the roundtable, as an ongoing engagement with that community. We are being guided and are working with TransFolk of WA on all of our dealings in this space. I should add that I have met in private with members of the trans community, and this weekend will be meeting with and listening to about half-a-dozen members of the Perth non-binary and trans community. That is my work to continue in private and is not at the exclusion of the proposed Advisory Group.

Q Are there any details from the Deputy Lord Mayor on the qualifications to sit on this Advisory Group?

A The Lord Mayor responded: Given this is a matter that will be addressed later this evening, it is not appropriate to address now.

David Goncalves, 407/35 Bronte Street East Perth

Q Has the City progressed any plans to rename Northbridge Piazza as "Equality Square" following community support for such a move in recognition of the significance history the space has had in human rights campaigns for equality over the last few years?

Will councillors support plans to see this idea incorporated into a wider activation of the space through encouraging its use by non-profits and advocacy groups? Could this be promoted by the theming of the space through rainbow pedestrian crosswalks, outdoor artworks and murals which in itself could become a tourist attraction?

A The Lord Mayor responded: As a Council there has been no collective discussion of the matter you raise, but should Council resolve to establish the LGBTQIA+ Advisory Group this matter, along with any other ideas on how the needs of the community can be advanced, will be considered by the Group as the appropriate forum.

Paul-Alain Hunt, 67/6 Campbell Street West Perth

Q As an elector and City of Perth resident, I commend the City of Perth Council for moving a motion this evening to establish an advisory body to provide advice to the Council and City of Perth on issues of diversity. It certainly is warranted.

Can Council advise how this advisory body will be established and what areas it will provide advice on to Council and the City of Perth?

A The Lord Mayor responded: If Council supports the motion this evening, the purpose of the Advisory Group will be to guide the City in its growth as a diverse and inclusive organisation which represents all members of community.

The Advisory Group will work with the City to develop a diversity and inclusion framework and will make recommendations on appropriate initiatives and activities that will help the City of Perth achieve its key diversity aims.

Paul-Alain Hunt, 67/6 Campbell Street West Perth

Q At the last General Meeting of the City of Perth, Council agreed to undertake formal LGBTI awareness training. Has this occurred and who was the training provider?

A The Lord Mayor responded: The City has accepted an offer by TransFolk of WA to hold a training session for all elected members. We are currently organising dates and that will happen very soon.

Paul-Alain Hunt, 67/6 Campbell Street West Perth

Q Is the City of Perth considering increasing funding to Pride WA? I note that the City of Perth generally provide in-kind support, however the organisation does not receive a large level of cash – which I would like to see. Would the City of Perth consider this?

A The Chief Executive Officer responded: The City provides little in-kind sponsorship and actually spends over \$4M each year in cash grants to a variety of organisations. In 2020 the City committed \$65,000 in cash sponsorship to Pride WA for the Pride Parade – though unfortunately this year's parade was cancelled due to COVID-19.

Usually 30% of the event budget is as cash sponsorship, and we do hope Pride WA will make a submission next year.

Q With the \$65,000 allocated to Pride WA this year, will they be keeping that?

A The General Manager Community Development responded: The funds will be retained by the City.

Paul-Alain Hunt, 67/6 Campbell Street West Perth

Q The Yagan Square development was a key promise of the previous Council and State Government. Traffic and business within the Yagan Square area has been struggling since its development, with many shops

failing in that area. I have heard reports that the government is looking to sell Yagan Square to Edith Cowan University. Does the Council have any intention, or know of any intention, of selling the Yagan Square market hall? If not, how is Council looking to reactive this 'dead space'?

A The Chief Executive Officer responded: Yagan Square is managed, operated, programmed and under the control of Development WA (formerly the Metropolitan Redevelopment Authority). Development WA would be best placed to answer your question.

Q What will the City do to reactivate this space?

A The Chief Executive Officer responded: As the area is managed by Development WA it falls under their remit. The City does partner with Development WA when the opportunity arises to assist in the activation. Ultimately, as it is their space, it is something Development WA is responsible for.

The Lord Mayor responded: How do you feel Yagan Square could be better?

Mr Hunt responded: Opening the borders would help, but perhaps there is an opportunity for residents to meet with the City of Perth to discuss.

The Lord Mayor responded: Our core business is to represent the ratepayers, residents, visitors and business owners and operators who are the stakeholders of the City. One of the things Council has agreed is that we will continue to engage with all those people to find the best way forward. We have planned several sessions already with various stakeholders and we will continue to plan and hold such events.

A couple of Fridays ago, we held our first Town Hall meeting which is a forum where anybody can come and give us their views. I welcome everyone to come to one of those sessions and tell us what you think.

Sarah Feldman, 191 James Street Northbridge

Q The Lord Mayor has apologised for his comments on 6PR and educated himself about LGBTIQ issues from members of the community.

As a fulltime representative for City of Perth during day-to-day life, how would the Lord Mayor correct others he encounters who repeat his former sentiments?

A The Lord Mayor responded: With the benefit of hindsight I would be in a position to explain what I have learned. I acknowledge my comments were wrong. They should not be said on radio or anywhere else and will not be said by me again. I would use the benefit of my education and experience to inform others what I have learned and try imparting that knowledge to them.

Q What have you learned?

A The Lord Mayor responded: I have learned there is no place for those comments. I have apologised for this and taken the opportunity to continue that level of education, which continues this weekend in private.

Q So silence instead of educating others is what you have learned?

A The Lord Mayor responded: I have not be silent on this issue.

Q I asked how you would correct others?

A The Lord Mayor responded: I would tell them if they made that same mistake that I made, that they are incorrect. I would use the benefit of my education to share that knowledge with them.

Q What knowledge?

A The Lord Mayor responded: I have explained I have understood those comments are not appropriate that they are hurtful – that they are harmful – and there is no place for them. I would explain also that many people I have met from the trans and non-binary community are on a journey that is not easy and that there can be pain caused when people speak the way I did. I would explain that I have learned, from me meeting people face-to-face, the pain that was caused.

Sarah Feldman, 191 James Street Northbridge

Q Retravision, the business that the Lord Mayor used to reward people who agreed with his transphobic comments, released a statement announcing they were separating their business from that radio program and voicing their support of the LGBTIQ+ community.

Will the City of Perth enforce their own Code of Conduct and separate from any businesses that partake in homophobic or transphobic discrimination? Would Council members who run businesses follow the excellent example set by Retravision if placed in a similar situation?

A The Lord Mayor responded: The comments I made do not reflect in any way anyone on Council or at the City of Perth. I take ownership for that – it is not the responsibility of other Council members nor the City of Perth to take ownership for that. They were mistakes made by me.

Q I don't understand how individual Council members that have personal businesses are unable to respond?

A The Lord Mayor responded: Would any of the Council members like to respond? *There was no response from the Council members.*

Sarah Feldman, 191 James Street Northbridge

Q The Lord Mayor claimed to have made a personal donation to LGBT+ groups during the last Council Meeting. The Lord Mayor stated that a further donation was made to TransFolk of WA based on the sale of his personal merchandise.

Who did the Lord Mayor donate to originally in order to show support of the LGBT+ community? What percentage of the cost of the Lord Mayor's personal merchandise goes to TransFolk of WA? Is the

TransFolk of WA donation entirely predicated on the sale of personal merchandise as opposed to an additional lump sum donation?

A The Lord Mayor responded: I made an initial personal donation to TransFolk of WA. 100% of the proceeds, after the costs of the manufacture of the cap and t-shirt – so 100% of the profit goes to TransFolk of WA. The amount is around \$1,000.00 at present, but sales continue so I hope that amount can grow to a significantly higher amount in the coming weeks. Perhaps as we get close to Christmas, people might think it would make an excellent Christmas gift.

Q So the donation is entirely predicated on merchandise, not a lump sum?

A The Lord Mayor responded: It will be a lump sum at the end of the process. My personal donation has already been made. At the point when there is no more sales of merchandise, whatever money has been raised – the profits from the sales – will also go directly to TransFolk of WA.

Cait Sfakianakis, 72A Flinders Street Mount Hawthorn

Q I would like to thank The Honourable Lord Mayor for bringing the motion forward to reinstate the Christmas Nativity show in the City of Perth. It's very important in a truly multicultural city to not forget about Christianity which is representative of 1.3M people in WA, and the real story of Christmas.

Multiculturalism is about diversity, and true diversity celebrates and upholds all beliefs. Christmas is a historic celebration, and the birth day of Jesus Christ for us Christians, and a reminder to us all to think of others in what has been a most difficult year for all.

The Christmas Nativity Play supports city retailers and is a great city family night out for the young and the old. The nativity brought people into the malls, and they shop afterwards – the events at Langley Park and RAC arena do not do that – so that is a ratepayers' benefit.

The producer of the Nativity Show is the only person with the Nativity sets. She is a sole supplier which means you can appoint rather than going to tender.

What is your definition of "feasible" as it's a very open term?

A The Lord Mayor responded: My personal view is that the City of Perth should support the Nativity production. It is something that will come up as an item later in this meeting. By 'feasible' we mean the ability to 'get it done' – in time, safely and for the right price.

Alice McCullagh, 34/134 Aberdeen Street Northbridge

Q For some weeks now, several homeless people have been living by the abandoned building on Parker Street, next to Russell Square in Northbridge. Today (24th of November), all their belongings (tents, sleeping bags and other supplies) have been disposed of by what looks like Council workers.

Can the Council advise what provisions have been made to support the homeless people that were evicted from this small camp? Have they been provided with support or referral to appropriate services by the City of Perth?

- A The General Manager Community Development responded: The City has been aware for some months of the group of people residing at that location. We have have been working with the appropriate organisations to ensure they have access to support services, in particular accommodation services.

This morning our officers became aware they had left the site, so they removed the belongings that were left there. They were very careful not to remove or dispose of anything that seemed to be of value – we are holding those items just in case those people do return and request those belongings.

5.2 Deputations

Robbie Gasper, Australia Indonesia Council Western Australia

made a deputation in support of the recommendation for Item 11.1 – Signing of Memorandum of Understanding with Denpasar City, Indonesia.

John Nguyen, Ninja Software

made a deputation in support of the recommendation for Item 11.1 – Signing of Memorandum of Understanding with Denpasar City, Indonesia.

6. Disclosures of Interests

Name	Councillor Fleeton
Item number and title	17.1 – Security Services – Facilities and Car Parks – RFT26-20/21
Nature of interest	Impartiality Interest
Interest description	One of the applicants, Australian Guards and Patrols is known to Councillor Fleeton through their service at Point Fraser/On The Point and he is currently a contractor at this site.

7. Confirmation of Minutes

Council Resolution (2411/01)

Mover Cr Gordon
Seconded Deputy Lord Mayor Anghie

That Council:

1. **CONFIRMS** the minutes of the [Ordinary Council Meeting](#) held on 3 November 2020
2. **NOTES** the notes of the [Agenda Briefing Session](#) held on 17 November 2020

as a true and correct record.

CARRIED (8/1)

For Lord Mayor Zempilas, Deputy Lord Mayor Anghie, Crs Bain, Bevan, Gobbert, Gordon, Ko and Lezer
Against Fleeton

8. Questions by Members which due Notice has been Given

Nil

9. Correspondence

Nil

10. Petitions

Nil

Motion to Change the Order of Business

Mover Lord Mayor Zempilas
Secunder Cr Bain

That Council RESOLVES to change the order of business to deal with Item 19 – Urgent Business first.

CARRIED UNOPPOSED (9/0)

For Lord Mayor Zempilas, Deputy Lord Mayor Anghie, Crs Bain, Bevan, Fleeton, Gobbert, Gordon,
Ko and Lezer
Against None

19. Urgent Business

19. Re-instatement of the Christmas Nativity Scene

Elected member	Lord Mayor Zempilas
Date of submission	20 November 2020
Item number	Not applicable
Item title	Re-instatement of the Christmas Nativity Scene
Proposed motion	<p>That Council:</p> <ol style="list-style-type: none"> 1. <u>REINSTATES</u> the delivery the Christmas Nativity event in the City as part of its planned activations in December 2020 2. Should point 1 of motion not be feasible, <u>ENDORSES</u> the delivery of a Christmas Nativity event in December 2021.
Reason	<p>The Christmas Nativity event is one of the biggest, most popular social events in the City.</p> <p>Due to COVID-19 restrictions, and by decision of Commissioners, this event has been replaced with a series of Christmas Concerts in Forrest Place.</p> <p>While the Christmas Concerts are well-intentioned and will provide benefit to the community, it does not replace the traditional Christmas Nativity scene that the City has been hosting since 1996.</p> <p>Understanding that an event of this scale requires some time and planning, and may not be possible for this Christmas period, I believe that the Council should not only reinstate a Christmas Nativity event for 2021 but make it even bigger and better.</p>

Council Resolution (2411/02)

Mover Lord Mayor Zempilas
Seconder Cr Fleeton

That Council:

1. REINSTATES the delivery the Christmas Nativity event in the City as part of its planned activations in December 2020
2. Should point 1 of motion not be feasible, ENDORSES the delivery of a Christmas Nativity event in December 2021.

CARRIED (8/1)

For Lord Mayor Zempilas, Deputy Lord Mayor Anghie, Crs Bain, Bevan, Fleeton, Gobbert, Gordon and Ko
Against Cr Lezer

11. Planning and Economic Development Alliance Reports

11.1 Signing of Memorandum of Understanding with Denpasar City, Indonesia

Responsible Officer	Jayson Miragliotta General Manager Planning and Economic Development
Voting Requirement	Simple Majority
Attachments	Attachment 11.1A – Memorandum of Understanding between the City of Perth and Denpasar City Attachment 11.1B – Letter of Intent between the City of Perth and Denpasar City

Purpose

To seek Council's approval to execute a Memorandum of Understanding (MOU) between the City of Perth and Denpasar City regarding collaboration of economic development activities related to creative and digital economies.

Recommendation

That Council APPROVES the City signing and executing of a Memorandum of Understanding with Denpasar City, Indonesia, regarding cooperation between the two cities on the development of their creative and digital economies.

Background

1. In April 2017, the Australian Consul General in Bali, Dr Helena Studdert, met with representatives from the City of Perth to discuss the Consulate's role in Bali and to identify opportunities for possible collaborations between Perth and Bali.
2. Following initial discussions, Dr Studdert advised of an opportunity to progress a cooperative arrangement with Denpasar City around digital startups, and creative and digital economy exchanges. A six-person delegation from Denpasar City, including Mayor Ida Bagus Ria Mantra, visited Perth from 22-26 November 2018 to sign a Letter of Intent (Attachment 11.1B). As part of this visit, City Officers also coordinated a visit program that showcased the City's co-working spaces, business incubators, universities and digital ecosystem, as well as tourism and liveability aspects of Perth.
3. Council previously approved the signing of the MOU with Denpasar at its meeting on 29 October 2019, but due to the effects of COVID-19 and other issues, the MOU has not yet been executed. Given the recent election, it is considered appropriate for the newly elected Council to have visibility of the proposed MOU and to progress execution of the document.
4. A Memorandum of Understanding (MOU) (Attachment 11.1A) between the City of Perth and Denpasar City will include collaborations and exchange programs between startups, co-working spaces, universities and other related stakeholders over the next five years.

Discussion

5. The MOU (Attachment 11.1A) will establish a formal mechanism for Perth to collaborate with Denpasar City on initiatives related to the development of the digital and creative economy ecosystems within their respective cities. For this purpose, the term 'ecosystem' is regarded to mean the interrelation and activity between stakeholders, programs, workspaces, etc. within a specific location.
6. The MOU will be for a five-year period and cover areas such as training and development, business incubator programs, knowledge sharing and technology development. The MOU will establish connections and relationships between the ecosystems in each city, help facilitate exchange programs, give startup companies and entrepreneurs opportunities to learn more from experts in counterpart cities and provide potential market entry opportunities for local businesses to leverage the \$1.69 trillion-dollar Indonesian economy.
7. Progressing this MOU between Perth and Denpasar is in strong alignment with the City's economic development and international engagement objectives, which prioritise supporting emerging industries such as innovation and startup companies to increase economic diversification and increased engagement and economic activities with cities within the Indian Ocean Rim region.
8. Initiatives such as this will help to position Perth as a key destination for future Indonesian investment, which is timely given the rising middle class within Indonesia and the country's increasing economic strength, with the nation pursuing an agenda of becoming one of the world's five largest economies by 2045.

9. The MOU is also in strong alignment with the WA State Government's Asian Engagement Strategy and the recently enacted Indonesia-Australia Comprehensive Economic Partnership Agreement (IA-CEPA).
10. The MOU will increase the level of collaboration and knowledge exchange related to startups and innovation between Perth and Denpasar which will benefit the stakeholders and residents of each of the respective cities. The City's role as a facilitator in helping to foster and encourage this collaboration will also strengthen connections and relationships between the City and local innovation sector stakeholders.
11. The current Mayor of Denpasar, Mayor Ida Bagus Ria Mantra, and his administration have been instrumental in the development of this opportunity. Regional elections will take place in Indonesia in December 2020 and as such, there is some time sensitivity around the commitment of the City of Perth to the MOU. The timely commitment of the City to the MOU will afford the Mayor the opportunity to realise this partnership whilst still in office.

Stakeholder Engagement

12. The City has liaised with various stakeholders involved in the local startup and innovation ecosystem regarding the collaboration opportunities with Denpasar including, but not limited to:
 - a. Startup WA.
 - b. Local co-working spaces and innovation centres.
 - c. Curtin University.
 - d. University of Western Australia.
 - e. Australia Indonesia Business Council.
 - f. Office of the Minister for Asian Engagement.
 - g. Department of Jobs, Tourism, Science and Innovation.
 - h. Australian Consulate-General in Bali.
 - i. Consulate-General of the Republic of Indonesia (WA).
 - j. Department of Foreign Affairs and Trade WA State Office.
13. All have expressed support for the City's relationship with Denpasar and are positive about the opportunities this collaboration may create.

Decision Implications

14. Following the City's previous support for the proposed MOU, a failure to approve and execute the MOU at this time may result in the City losing the opportunity for a positive economic development outcome.
15. The proposed MOU language has been developed over several months, with parties requiring feedback and multiple approvals from their respective levels of government. Any further changes to the current wording will need to be negotiated with all parties and will cause considerable delays to the execution of the document.

Strategic, Legal and Policy Implications

Strategic	
Strategic Community Plan Aspiration:	Prosperity A city with a diverse and resilient economy capitalising upon its unique competitive advantages and creative reputation, attracting sustainable investment in education, tourism, entertainment, commerce, technology and trade.
Strategic Community Plan Objective:	Objective 4.7 Strategic investment and development driven by key opportunities such as direct international flights, student education, higher education and technology research and development.
Issue Specific Strategies and Plans:	Not Applicable

Legal and Policy	
Legislation:	Section 8 (g) of the City of Perth Act 2016 The proposed MOU with Denpasar City is in strong alignment with the objectives of the <i>City of Perth Act 2016</i> and the role the City has in representing the broader Perth area both nationally and internationally.
Legal advice:	Not Applicable
Policy	10.9 – City of Perth Common Seal and document Signing Authority, details the requirements for documents signed on behalf of the City. Clause 3.2 - Specific Document Signing (Execution) Authorities in Accordance with Section 9.49A of the Act outlines the signatory required for specific documents to ensure requirements of section 9.49A of the <i>Local Government Act 1995</i> are met.

Financial Implications

The financial implications of the recommendation(s) are accommodated within the existing budget.

Account Number	1096-100-50-10117-7268	Operating
Account Description	Economic Development – International Engagement	
Total Budget	\$75,000	
Budget – This report	\$7,000	
Remaining Budget	\$68,000	
Budget Impact	Accommodated in existing approved budget	

Relevant Documents

[Indonesia-Australia Comprehensive Economic Partnership Agreement](#)

[Western Australia's Asian Engagement Strategy 2019-2030 'Our Future with Asia'](#)

Further Information

Resulting from discussion and questions raised from the Agenda Briefing Session on 17 November 2020, the following additional information is provided:

16. Pending Council approval of the MOU, the City will look to immediately leverage this by:
 - a. Organising a signing ceremony and inviting local stakeholders from both the Indonesian business community and startup community to attend;
 - b. In light of COVID-19 and related travel restrictions, potentially livestreaming this ceremony to Denpasar; and
 - c. Continuing to discuss the MOU and potential opportunities with all relevant local stakeholders.

17. The City intends on inviting representatives from various stakeholder organisations (e.g. co-working spaces, Startup WA, universities etc.) to attend the signing ceremony to understand the opportunity that exists as a result of the MOU. There has been strong support for the initiative, with many stakeholders considering launching potential programs under the auspices of the MOU.

Council Resolution (2411/03)

Mover Cr Fleeton
Seconded Deputy Lord Mayor Anghie

That Council APPROVES the City signing and executing of a Memorandum of Understanding with Denpasar City, Indonesia, regarding cooperation between the two cities on the development of their creative and digital economies.

CARRIED (8/1)

For Lord Mayor Zempilas, Deputy Lord Mayor Anghie, Crs Bain, Bevan, Fleeton, Gobbert, Gordon and Ko
Against Cr Lezer

12. Community Development Alliance Reports

12.1 COVID-19 Rebound Economic Development Sponsorship – Australasian Oil & Gas Exhibition & Conference

Responsible Officer	Anne Banks-McAllister, General Manager, Community Development
Voting Requirement	Simple Majority
Attachments	Nil

Purpose

To recommend that an Economic Development Sponsorship be awarded to Diversified Communication Australia Pty Ltd, under the COVID-19 Grants and Sponsorship Program.

Recommendation

That Council APPROVES an Economic Development Sponsorship of \$50,000 (ex GST) to Diversified Communication Australia Pty Ltd for the Australasian Oil and Gas Exhibition & Conference 2021.

Background

1. This request for sponsorship is for the Australasian Oil & Gas Exhibition & Conference 2021 (AOG), presented by Diversified Communication Australia Pty Ltd. AOG is Australia's largest and most international oil and gas industry event. The event has been staged in Perth annually for the past 39 years supported by the City through sponsorship since 2009. The City's contribution is a key factor in retaining the event in Perth, as it is highly attractive in terms of profile, visitation and economic impact. Other markets (Queensland in particular) have shown strong interest in attracting this event to move to their city.
2. As part of the City's economic development activities, the City seeks to strategically engage with key industry sectors to assist in nurturing a thriving, diverse and competitive business environment.
3. Mining, resources and energy are identified in the COVID-19 Rebound Grants and Sponsorship Program Guidelines as a sector of key strategic importance for the Perth economy. Funding is available to projects that:
 - a. promote Perth as an international energy and resources city (including emerging renewable energy technologies)
 - b. promote and showcase local expertise in resource and energy, (particularly regarding technological innovation, research and development)
 - c. foster and strengthen exports, international networks and collaboration in resources and energy, including knowledge exchange opportunities.

Energy and Resources Sector – WA Context

4. Western Australia has a natural endowment of minerals and energy resources and Perth has established itself as a global energy city. Perth is the resource and energy capital of the Indo-Pacific Region. The city is home to many international resource and energy companies, with eight of the world's 14 largest international energy companies having offices in Perth.

The Economic Value of the Energy and Resources Sector in WA

5. The energy and resource sector is a major contributor to the WA economy through revenue, investment and employment. In a statement¹ by the State Government published on the 25 September 2020, in 2019/20 WA's resources industry recorded \$172 billion in sales, \$19 billion in investment and 135,000 people employed in the resources sector. There are currently more than \$100 billion worth of projects under development.

Discussion

Applicant Details

Entity Name	Diversified Communications Australia Pty Ltd
Entity Type	Australian Private Company
ABN	18 006 002 286
ABN status	Active
ATO Endorsed Charity type	Not endorsed

6. Diversified Communications Australia is a media and communications company which specialises in bringing together targeted business audiences together through trade shows, exhibitions, conferences, summits and digital publishing solutions.

Project Details

Category	Economic Development Sponsorship
Project title	Australasian Oil & Gas Exhibition & Conference (AOG)
Project date	10 – 11 March 2021
Venue	Perth Convention and Exhibition Centre (PCEC) Hyatt Regency is the Official hotel of AOG
Estimated attendance	4,500
Total project cost	\$1,222,000
Total amount requested	\$50,000 (4% of the total project cost)
Recommendation	Approval
Recommendation amount	\$50,000 (4% of the total project cost)
Assessment score	58.3 out of 65 (90%)

Australasian Oil & Gas Exhibition & Conference

7. AOG is Australia's largest and most international oil and gas industry event. The event has been staged in Perth annually for the past 39 years and has grown to be the largest oil and gas event of its type in the southern hemisphere. The City of Perth has supported AOG through sponsorship since 2009.
8. AOG highlights Perth's significance as a major oil and gas city and showcases its local expertise, capability, desirability, opportunities in investment, supply chain, research and education. AOG connects the entire oil and gas supply chain – fostering opportunity and facilitating the promotion of WA as a global leader.
9. AOG fosters and strengthens international networks and collaboration in resources and energy, including knowledge exchange opportunities. AOG informs and connects Perth's energy and resource sector with opportunities via the Operator Forward Work Plan² briefings, Industry Supply Forum and networking events.

10. In 2021, AOG will be rebranded “AOG Energy” to reflect the energy transition in the oil and gas industry and will have an increased focus on new energies such as hydrogen, renewables, emission reduction technology, and the importance of local capabilities in driving the industry forward.
11. The travel restrictions resulting from the COVID-19 pandemic have had a profound impact on tourism, including business travel, and have required AOG to review their event delivery mode.
12. To maintain engagement with international and interstate clients/attendees, the AOG conference will be delivered both in-person and virtually. All conference sessions will be recorded and repackaged for virtual access. Presenters will have an opportunity to present a more condensed presentation and be available for live Q&A sessions virtually via the Event Air platform. AOG will demonstrate to the international audience that WA is still open for business, thus ensuring the energy and resources sector in Perth is well-positioned to emerge strongly from COVID-19.
13. The event will feature an expected 100 company exhibition, 80 speaker conference, and a host of educational and networking events. Border restrictions currently in place will create more of a local focus on COVID recovery, job opportunities and local content.
14. In 2020, AOG was attended by 5987 industry professionals consisting of: 721 from overseas, 685 from interstate, 1465 from the City of Perth local government area and 3115 from the rest of Western Australia.
15. Event components comprise the following:
 - a. Exhibition

An opportunity for the local industry to showcase its operations and to meet exhibitors from around the world and network with attendees. Four specialised industry zones showcase the latest products and innovations across the oil and gas sectors. These industry zones are: Subsea & Marine, Automation & Digital Technology, Asset Integrity and Health & Safety.
 - b. Conference Forums

A platform for WA companies to present their capability and network with delegates from specific industry sectors. Leading thinkers share their knowledge and expertise, discuss trends and challenges across dedicated forums - Industry Supply, Knowledge and Subsea.

In 2021, organisers will introduce an Oil & Gas Industry Supplier Forum where major operators such as Woodside, Chevron and Shell will engage with local suppliers to provide information and better access to projects to increase local content by way of presenting their Forward Work Plans.
 - c. Education and Networking Events

Dedicated networking functions provide a platform for oil and gas professionals to celebrate the industry, connect with clients and develop relationships, including:

 - i. Subsea Welcome Drinks: a welcome event for Subsea industry exhibitors and delegates at Tiny’s Bar.

- ii. AOG Diversity & Inclusion Breakfast: convened by the AOG Diversity & Inclusion Committee, this breakfast explores issues relevant to D&I in the oil and gas industry including issues of gender, LGBTI+, race, ability, religion and ages.
 - iii. AOG Opening Party: the major networking event of AOG welcoming all speakers, delegates, exhibitors and visitors.
16. AOG receives major sponsorship from the State Government of Western Australia and Woodside Energy and is supported by the Federal Government-funded National Energy Resources Australia (NERA) Industry Growth Centre, Society for Underwater Technology, Subsea Energy Australia, Subsea UK, Engineers Australia, UWA, Curtin University, Institute of Instrumentation Control & Automation, Australian Institute for Non-destructive Testing, Royal Institution of Naval Architects, UK Trade & Industry, Scottish Development International, NORWEP Norway and the Petroleum Club of WA.

AOG's Support for the Energy and Resources Sector

17. AOG supports the growth and development of the industry supply chain by showcasing WA capability and business opportunities via the exhibition, conference presentations and networking; leading to investment from organisations outside of WA, including setting up local operations, joint ventures and partnerships with local companies.
18. In 2020, AOG engaged Audit Media Association of Australia to conduct an impact report. Key insights from the AOG 2020 post-event report, included:
- a. AOG 2020 had a direct economic impact of over \$20 million from attendee spend on travel, accommodation, meals, hospitality, stand construction, equipment hire, staffing, promotion and tourism;
 - b. AOG generated significant investment in WA with 19% of exhibitors and 14.9% of visitors surveyed reported making an investment in WA as a result of the event. This is a 10.7% and 3.9% increase respectively on 2019.
 - c. 89.3% of exhibitors surveyed consider exhibiting at AOG important for their business; and
 - d. 92% of exhibitors and 81% of visitors surveyed would recommend Perth as a business or investment destination to friends or colleagues.

Previous Support and Acquittals (5 year period)

Year	Amount	Project
2015-16	\$50,000	AOG 2016
2016-17	\$50,000	AOG 2017
2017-18	\$50,000	AOG 2018
2018-19	\$50,000	AOG 2019
2019-20	\$50,000	AOG 2020
TOTAL	\$250,000	

19. The City of Perth has received an acquittal for the previous support and City Officers can confirm that all previous funding has been satisfactorily acquitted.

Sponsorship Recognition

20. In addition to the broader benefits of the sponsorship outlined above, the applicant will provide the following opportunities for acknowledgement of the City's support:
- a. Recognition as a Principal Sponsor, with logo recognition on promotional material including:
 - i. The AOG website and registration page;
 - ii. Four(4) page lift out feature in the West Australian Newspaper;
 - iii. Electronic direct mails (includes a link) to over 30,000 industry contacts;
 - iv. Event promotional collateral – over 60,000 will be distributed by direct mail pieces, EDM, inserts, activations and by exhibitor distribution;
 - v. Trade magazine advertisements in leading Australian and international journals including (based on AOG 2020 media deals): Oil and Gas Australia, Australasian Oil and Gas, Business News, Australian Energy Review, Gas Today, LNG Industry, OE Magazine, Safety Solutions, What's New in Process Technology, Upstream, World Pipelines, Oilfield Technology; and
 - vi. Event signage.
 - b. The opportunity to host the City of Perth 'Recharge Lounge' in the exhibition including the ability to meet the delegates and distribute promotional literature;
 - c. Opportunity to contribute two questions for the post event exhibitor and visitor survey; and
 - d. An advertisement in the official AOG Show Guide and an advertisement in the official AOG Map Guide.

Economic Development Sponsorship - Assessment Scorecard

21. The application was assessed by a panel of three staff from across the Community Development and Planning and Economic Development Alliances, in accordance with Policy 18.13 Grants and Sponsorship Policy.
22. The application has received an assessment score well above the 65% minimum threshold required for support. The assessment score of 90% is considered very high when benchmarked against other applications in this program and indicates a strong alignment with the objectives of the program.

Essential Assessment Criteria	Score (max 5)
<i>All applicants are assessed on the following criteria:</i>	
Alignment with a Key Sector	
To what extent does the project support the growth and development of an established or emerging key sector, that represents strategic importance to the City of Perth's economy?	5
To what extent does the project assist the City of Perth in developing a compelling narrative on our unique selling points and raise the profile and reputation of the City of Perth as a premier Capital City to do business within the relevant sector?	5
Prestige and Significance	
To what extent does the applicant demonstrate prestige and significance through the quality of proposed speakers, participants, sponsors, media or the involvement or endorsement from international federations and organisations?	5
Project Plan and Other Funding Sources	
Has the applicant provided evidence of a robust project plan?	4.3

Has the applicant included a budget detailing investment through a variety of funding sources, illustrating that the project is not reliant on City of Perth funding to be delivered?	4.5
Has the applicant demonstrated what specific elements the City of Perth funding is supporting and what extra capacity the funding will enable?	4
Sponsorship Benefits	
Please rate the level of benefits and recognition provided to the City	4.2
Sub-total 32 out of 35	
Additional Project Outcomes	Score (max 5)
<i>Applicants must address at least two of the following six outcome areas. Applicants can address as many outcome areas as are relevant to the project or initiative.</i>	
Outcome 1. Investment Attraction	4.3
Outcome 2. International Business Development	4.5
Outcome 3. Short term Direct Economic Benefits	4.3
Outcome 4. Long term Economic Development	4.2
Outcome 5. Professional Development, Training and Skill Development	4.3
Outcome 6. Linkages and Knowledge Exchange	4.7
Sub-total 26.3 out of 30	
TOTAL ASSESSMENT SCORE: 58.3 out of 65 (90%)	

23. An Economic Development Sponsorship of \$50,000 is recommended. City funding will enable AOG to present the conference at no cost to attendees, promote the show internationally (subject to COVID restrictions being lifted) and provide virtual access to international and interstate participants who are not able to attend in person due to border restrictions.

Stakeholder Engagement

Not Applicable.

Decision Implications

24. If the sponsorship is not approved at the recommended level or declined, this is likely to have a significant impact on the success of AOG 2021. Other markets (Queensland in particular) have shown strong interest in attracting this event to move to their city in the past. The City's support is important for keeping the event in Western Australia.

Strategic, Legal and Policy Alignment

Strategic	
Strategic Community Plan Aspiration:	Prosperity A city with a diverse and resilient economy capitalising upon its unique competitive advantages and creative reputation, attracting sustainable investment in education, tourism, entertainment, commerce, technology and trade.
Strategic Community Plan Objective:	Objective 4.1 A sustained increase in leisure and business tourism visitation. Objective 4.7 Strategic investment and development driven by key opportunities such as direct international flights, student education, higher education and technology research and development.
Issue Specific Strategies and Plans:	COVID-19 Economic Rebound Strategy 6.2 Re-invent and Revive, Table 4.
Legal and Policy	
Legislation:	Not applicable
Legal advice:	Not applicable
Policy:	18.13 – Sponsorship and Grants The policy directs that there be a consistent and transparent assessment process and criteria to guide recommendations to Council. An eligibility check has been conducted on this application to ensure it is compliant with the Policy and the necessary assessment process has been followed.

Financial Implications

The financial implications of the recommendation are accommodated within the existing budget.

Account Number	SP 1066 100 50 10095 7901	Operating
Account Description	Economic Development Sponsorship	
Total Budget	\$690,000	
Budget – This report	\$50,000	
Existing commitments previously approved by Council	\$385,000	
Remaining Budget	\$255,000	
Budget Impact	Accommodated in existing approved budget	

Relevant Documents

[COVID-19 Grants and Sponsorship Program Guidelines](#)

Further Information

Resulting from discussion and questions raised from the Agenda Briefing Session on 17 November 2020, the following additional information is provided:

25. The City has worked collaboratively with the event organisers to support this event and ensure it continues to be held successfully in Perth and positions the city as an ideal business and investment destination.
26. In response to the COVID-19 pandemic, the event has been adapted to include presenting elements of the event online in addition to the physical event. The 2021 event is being planned in accordance with all restrictions and guidance from the Federal and State Governments and the Department of Health around COVID safe and general event practices, to ensure the health and safety of attendees and staff. The applicant had a comprehensive COVID Safe Plan for the 2020 event (with social distancing protocols, hand sanitiser stations etc.) and plan to replicate this with changes based on the current environment.
27. In addition to financial support through sponsorship, the City also assists with international promotion of AOG through the World Energy Cities Partnership (WECP) network and through other international energy events attended by the WA European Trade Office such as Offshore Europe, Offshore Northern Seas and the annual Aberdeen Gateway.
28. As part of its sponsorship, the City is provided with a space within the exhibition hall during AOG for City staff to meet with attendees. The City of Perth's 'Recharge Lounge' provides a space for delegates to meet with City staff to discuss their businesses and how the City may be able to assist them. In 2020, the City of Perth spent \$8,612 on the setup of the Recharge Lounge.

Council Resolution (2411/04)

Mover Cr Fleeton
Second Deputy Lord Mayor Anghie

That Council APPROVES an Economic Development Sponsorship of \$50,000 (ex GST) to Diversified Communication Australia Pty Ltd for the Australasian Oil and Gas Exhibition & Conference 2021.

CARRIED (7/2)

For Lord Mayor Zempilas, Deputy Lord Mayor Anghie, Crs Bain, Bevan, Fleeton, Gobbert and Gordon
Against Crs Lezer and Ko

12.2 Event Sponsorship Variations – West Coast Fever and Open House Perth 2020

Responsible Officer	Anne Banks-McAllister, General Manager Community Development
Voting Requirement	Simple Majority
Attachments	Attachment 12.2A – Event Sponsorship Variation – West Coast Fever Attachment 12.2B – Event Sponsorship Variation – Open House Perth

Purpose

To recommend variations to existing contracts to decrease sponsorship contributions to:

- West Coast Fever Netball Club Ltd from \$150,000 to \$20,000
 - Open House Perth from \$40,000 to \$20,000
-

Recommendation

That Council APPROVES the recommended variations to Sponsorship Contracts for:

- a. West Coast Fever Netball Club Ltd for the West Coast Fever 2020 season to be decreased from an existing sponsorship value of \$150,000 to a new total sponsorship value of \$20,000 excl GST
 - b. Open House Perth for Open House Perth 2020 to be decreased from an existing sponsorship value of \$40,000 to a new total sponsorship value of \$20,000 excl GST
-

Background

1. The COVID-19 pandemic is having a significant impact on the City's arts, events, community and business sectors. Following the onset of the pandemic in March 2020, restrictions on public gatherings, physical distancing and travel have resulted in many events being cancelled, postponed or changing their mode of delivery.
2. As part of the City's response to COVID-19, the City has worked closely with funded organisations to develop alternative ways of achieving grant and sponsorship outcomes. The aim has been to work flexibly with organisations to support realistic variations to delivery outcomes in existing funding contracts.
3. Requests for variations to funding contracts have been assessed on the following criteria:
 - a. Alignment to the intended outcomes of the funding program and original proposal
 - b. Support to the organisation and industry / sector during this time
 - c. Contractual benefits already delivered or activities already undertaken
 - d. Demonstration of financial hardship
 - e. Alignment with the key priorities of the City's COVID-19 Economic Rebound Strategy.
4. Organisations have also been asked to include alternative sponsorship benefits for any contracted benefit that may no longer be able to be delivered.

Discussion

5. Part funding is recommended for both projects due to a significant reduction in benefits and outcomes to the City of Perth community.
6. Details on the proposed variations and officer comments are included at Attachment 12.2A and Attachment 12.2B.

Stakeholder Engagement

Not applicable.

Decision Implications

7. The City currently has a legally binding contract with both proponents. Due the reasons outlined in the attachments, neither have been able to fulfil all the obligations under their agreements. The recommended variations are proportionate to the benefits already delivered.
8. Should the variations be approved for an amount higher than the recommended level, community and stakeholder perceptions of value-for-money and return-on investment of the City's funding programs may be reduced.

Event	Original Funding approved by Council	Recommendation for Variation
West Coast Fever 2020 Season	\$140,000 - Cash contribution \$10,000 – In-Kind contribution	\$20,000 – Cash contribution
Open House Perth 2020	\$40,000 – cash contribution	\$20,000 – Cash contribution
TOTAL	\$190,000	\$40,000

Strategic, Legal and Policy Implications

Strategic	
Strategic Community Plan Aspiration:	People A safe, activated and welcoming city that celebrates its diversity and sense of community, providing unique educational, cultural, sporting and lifestyle offerings.
Strategic Community Plan Objective:	Objective 1.6 Thriving and sustainable cultural, artistic and heritage industries, activities and events that encourage locals and visitors to come back for more.
Issue Specific Strategies and Plans:	COVID-19 Economic Rebound Strategy 6.2 Re-invent and Revive, Table 4
Legal and Policy	
Legislation:	Not applicable
Legal advice:	Not applicable
Policy:	18.13 – Sponsorship and Grants The policy directs that there be a consistent and transparent assessment process and criteria to guide recommendations to Council.

Financial Implications

9. This Report relates only to already committed sponsorships approved by a Council Resolution, and which have an existing funding contract with the City. No new sponsorships or additional financial commitments are proposed in this report.
10. The \$150,000 reduction in sponsorship commitment would be returned to the Event Sponsorship budget to support other events in the 2020/21 Financial Year.

Relevant Documents

Not Applicable.

Further Information

Not Applicable.

Council Resolution (2411/05)

Mover Cr Lezer
Seconded Cr Gordon

That Council APPROVES the recommended variations to Sponsorship Contracts for:

- a. West Coast Fever Netball Club Ltd for the West Coast Fever 2020 season to be decreased from an existing sponsorship value of \$150,000 to a new total sponsorship value of \$20,000 excl GST
- b. Open House Perth for Open House Perth 2020 to be decreased from an existing sponsorship value of \$40,000 to a new total sponsorship value of \$20,000 excl GST

CARRIED UNOPPOSED (9/0)

For Lord Mayor Zempilas, Deputy Lord Mayor Anghie, Crs Bain, Bevan, Fleeton, Gobbert, Gordon, Ko and Lezer
Against None

12.3 Lord Mayor's Distress Relief Fund – Appointment of Honorary Secretary and Honorary Treasurer

Responsible Officer	Anne Banks-McAllister, General Manager Community Development
Voting Requirement	Simple Majority
Attachments	Not applicable

Purpose

To appoint the Chief Executive Officer and the General Manager Community Development to the Lord Mayor's Distress Relief Fund roles, Honorary Secretary and Honorary Treasurer, respectively.

Recommendation

That Council:

1. NOMINATES the Chief Executive Officer to the role of Honorary Secretary to the Lord Mayor's Distress Relief Fund
 2. NOMINATES the General Manager Community Development to the role of Honorary Treasurer to the Lord Mayor's Distress Relief Fund
-

Background

1. The Lord Mayor's Distress Relief Fund (the Fund) was established in conjunction with the State Government in 1961 to provide financial assistance to individuals for the alleviation and relief of distress, suffering and personal hardships, brought about by any disaster or emergency within Western Australia declared by the Western Australia Government or for which the Board considers warrants assistance.
2. The Fund is incorporated under the *Associations and Incorporations Act 2015* and is a registered charity under *WA's Charitable Collections Act 1946* and the national *Australian Charities and Not-for-profits Commission (ACNC)*. It has Deductible Gift Recipient (DGR) status under the Australian Taxation Office.
3. The Fund is overseen by an independent board which meet on an 'as required' basis, but at least twice annually. The Board comprises:
 - Lord Mayor (Presiding Person)
 - Noelene Jennings
 - Robert Gillam
 - Rob Rowell
 - Ian Taylor
 - Michael Wallwork, PSM
 - Sue Ash, AO
 - WALGA President (new President to be invited)
4. The City of Perth provides all administrative functions for the Fund, including coordination of all appeals.

Discussion

5. As set out in the Lord Mayor's Distress Relief Fund's constitution, the positions of Honorary Secretary and Honorary Treasurer are held by ex-officio City of Perth officers as nominated by the City of Perth and appointed by a majority of the Lord Mayor's Distress Relief Fund Board.
6. Currently, the position of Honorary Secretary is performed by the Alliance Manager Community Services and the Honorary Treasurer role is fulfilled by the General Manager Community Development.
7. As all executive roles at the City are now permanently filled it is proposed the Alliance Manager Community Services steps down and the Chief Executive Officer be appointed to the role of Honorary Secretary.
8. It is proposed the Honorary Treasurer role continues to be fulfilled by the City of Perth's General Manager Community Development.
9. The terms of both positions will be until they are replaced by notice from the City of Perth or resign from their positions at the City.

Stakeholder Engagement

10. Once Council has confirmed its nominees, the City will formally advise the Board of the Lord Mayor's Distress Relief Fund and the Chief Executive Officer and the General Manager Community Development will be formally appointed to the respective positions of Honorary Secretary and Honorary Treasurer at the Fund's next Board meeting.

Decision Implications

11. If Council does not approve the proposed appointments, the Honorary Secretary and Honorary Treasurer positions will continue to be fulfilled by the Alliance Manager Community Services and General Manager Community Development, respectively.

Strategic, Legal and Policy Implications

Strategic	
Strategic Community Plan Aspiration:	Performance A city led by a Council and supported by an administration that is committed to sound strategy and governance, excellence in customer service and effective and sincere engagement with stakeholders
Strategic Community Plan Objective:	Objective 5.6 Decision making that is informed and inclusive
Issue Specific Strategies and Plans:	Not applicable
Legal and Policy	
Legislation:	Not applicable
Legal Advice:	Not applicable
Policy:	Not applicable

Financial Implications

There are no direct financial implications with this report.

Relevant Documents

Not applicable.

Further Information

Resulting from discussion and questions raised from the Agenda Briefing Session on 17 November 2020, the following additional information is provided:

12. The Lord Mayor's Distress Relief Fund will launch an appeal to raise funds by donations collected from the public. These funds are then disbursed to individuals impacted by the disaster.
 13. An appeal is launched based on the level impact of a natural disaster to Western Australian communities and always in discussion with the State Government.
 14. The City of Perth provides all administrative functions of the Fund, which enables 100% of all money raised to go directly to those who need it.
-

Council Resolution (2411/06)

Mover Cr Lezer
Secunder Cr Gobbert

That Council:

1. **NOMINATES** the Chief Executive Officer to the role of Honorary Secretary to the Lord Mayor's Distress Relief Fund
2. **NOMINATES** the General Manager Community Development to the role of Honorary Treasurer to the Lord Mayor's Distress Relief Fund

CARRIED UNOPPOSED (9/0)

For Lord Mayor Zempilas, Deputy Lord Mayor Anghie, Crs Bain, Bevan, Fleeton, Gobbert, Gordon, Ko and Lezer
Against None

12.4 Australia Day Program of Activities

Responsible Officer	Anne Banks-McAllister General Manager Community Development
Voting Requirement	Absolute Majority
Attachments	Not applicable

Purpose

The purpose of this report is to recommend an indicative program of alternative activities following the cancellation of Skyworks 2021. The report also outlines budget adjustments to account for confirmed project income and the cancellation of Skyworks 2021.

Recommendation

That Council:

1. APPROVES the alternative program of activities to celebrate Australia Day in lieu of Skyworks 2021 as listed in Section 4 to the value of \$1,492,291 and noting estimated irrecoverable costs from Skyworks as \$263,000
 2. APPROVES a sole supplier application for Auspire – Australia Day Council WA to deliver an Immersive Storytelling Activation to the maximum value of \$345,820 subject to City of Perth Elders Advisory Group support
 3. APPROVES a budget adjustment to reflect the following:
 - 3.1 Receipt of \$435,000 Skyworks Grant Revenue to be offset against the existing Skyworks operating budget.
 - 3.2 Receipt of a further \$846,266 Skyworks Grant Revenue to be offset against the existing Skyworks operating budget.
 - 3.3 Reallocation of the Skyworks operating budget to an Australia Day Program of Activities budget.
-

Background

1. Western Australia is currently in Phase 4 of the COVID-19 WA Roadmap, with Phase 5 being delayed indefinitely. The WA Government released updated Event Directions on 16 September 2020 which included the introduction of COVID Event Guidelines and the requirement of a COVID Event Plan for events involving more than 500 persons. A COVID Event Plan outlines the public health measures that will be put in place to reduce the potential risk of COVID-19 transmission.
2. A COVID Event Plan was developed and reviewed by Department of Health for Skyworks 2021. On 13 November 2020 the City was advised by the Chief Health Officer that he had recommended to the Premier that Skyworks 2021 not proceed based on public health grounds. Based on this advice, later that day the City of Perth announced that Skyworks 2021 will not proceed.
3. An alternative program of family activities, music, entertainment and neighbourhood celebrations are proposed to be delivered in lieu of Skyworks 2021. This program can be delivered in a COVID safe manner, each with its own COVID Event Plan, and provides opportunities for the community and residents to still celebrate Australia Day.

Discussion

Program of Activities

4. An alternative program of activities is proposed for Australia Day 2021 in lieu of Skyworks. These activities aim to:
 - a. Bring the community together to celebrate Australia Day in a COVID safe manner whilst in Phase 4 of the COVID-19 WA Roadmap.
 - b. Provide family friendly entertainment that will drive visitation into the city and provide economic benefits to local businesses.
 - c. Provide localised entertainment for residents in the city's neighbourhoods.
 - d. Repurpose existing entertainment planned for Skyworks.
5. The indicative program of activities is as follows and may be subject to change:

Proposed Activity	Proposed Location	Description
Birak Concert	Supreme Court Gardens	A concert celebrating Aboriginal and Torres Strait Islander culture through music, dance, food and art
Carnival	Langley Park	Amusement rides and activities
Water Playground	Langley Park	Water slides and activities
Motocross and BMX Shows	Langley Park	Motocross stunt shows and BMX tricks
Water Pistol Park	Yagan Square	Water pistol activity on a playing field
Family Concert	Yagan Square	Children shows and multi-cultural performances
Markets	Forrest Place	Hawker-style food market mixed with farmer's market favourites
Roving entertainment	Murray St Mall and Hay St Mall	Colourful performers roaming the malls to entertain city shoppers

Proposed Activity	Proposed Location	Description
Immersive Storytelling Activation	Elizabeth Quay	Immersive cultural experience projecting on water screens and surrounding built form for Dreamtime storytelling
Community Concert	Victoria Gardens	A community concert hosted in East Perth
Community Concert	Harold Boas Gardens	A community concert hosted in West Perth
Community Concert	JH Abrahams Reserve	A community concert hosted in Crawley
Community Concert	Northbridge Piazza / Perth Cultural Centre	A community concert hosted in Northbridge

6. The Birak Concert, Carnival, Water Playground, Motocross and BMX Shows, Water Pistol Park and Family Concert will repurpose entertainment currently procured for Skyworks. Markets and roving entertainment will be new additions in the Malls precinct.
7. An Immersive Storytelling Activation has been proposed by Auspire – Australia Day Council WA to provide a cultural experience focused on the Elizabeth Quay inlet using projections that create holographic effects on water screens. Ongoing engagement and consultation with the City of Perth Elders Advisory Group will be essential to the delivery of this activation with their support required to proceed. Subject to approval from the Elders Advisory Group, a culturally inclusive story of Australia will be told by curating images and video building a self-navigational immersive display of light, sound, dance and colour. If approved, multiple shows per night will be available for six nights in total from Thursday 21 January to Tuesday 26 January 2021.
8. It is recommended to appoint Auspire – Australia Day Council WA as a sole supplier to deliver the Immersive Storytelling Activation, should the City of Perth Elders Advisory Group support the concept. This is due to the intellectual property attached to the creative proposal developed by Auspire which does not allow scope for a request for tender process to be undertaken for the same proposal. A broader request for tender scope is not possible to be achieved in the timeframe available between Skyworks being cancelled on 13 November 2020 and 21 January 2021.
9. A series of Community Concerts and other initiatives are proposed for the city’s neighbourhoods to provide an entertainment option for residents to come together on Australia Day. Consultation is underway with the relevant neighbourhood community groups.
10. A \$10 gift card spend incentive program is proposed for activities based on Langley Park to encourage attendees to also visit the CBD and surrounds to redeem their gift cards in local businesses, stimulating broader economic benefits. Similar incentives have been successful previously in association with ticketed events delivered by the City, for example Spring 2019 School Holidays “Little Green Thumb” workshops resulted in a 94% redemption rate, seeing 1,409 cards going towards purchases in the city.
11. The estimated budget required to deliver the above program of activities in a COVID safe manner, including marketing the activities and appropriate COVID safe messaging, is \$1,492,291. Skyworks is currently estimated to cost \$263,000 in irrecoverable costs. This totals \$1,755,291 (excluding staff costs).

COVID Safe Events

12. The alternative program of activities can be delivered in a COVID safe way, including the following considerations being implemented (not exhaustive):
- A COVID Event Plan for every activity.
 - Most venues will have a fenced perimeter to manage entry/exit and restrict patron attendance to a pre-approved number.
 - Most activities will include a free, registration system to manage capacity and to enable contact tracing.
 - Some activities will include 'session times' that can be pre-booked while others will be 'registration upon entry' to enable a more flexible approach but still meet contact tracing requirements.
 - All concerts to be seated.
 - Trained COVID Marshals will be present at every activity.
 - Hand sanitiser stations available throughout each activity.
 - An increased cleaning disinfection regime for all 'high touch' areas.
 - All staff and contractors to undertake the 'COVID-19 Infection Control Training' course.
 - Marketing and communications to convey COVID messages, including expectations of physical distancing requirements, hand hygiene, cough/sneeze behaviour and staying home if unwell. These messages are to be communicated pre-event in event promotions and during the event via various methods including signage.

Grants

13. The City was successful in securing a Lotterywest grant for Skyworks 2021 to the value of \$435,000 under the COVID-19 Relief Fund grant program for 'Building Community'. This grant program aims to create opportunities for the whole community to come together as a means of enhancing community connection, strengthening social capital and encouraging community to repair and rebuild itself from the pandemic. As the alternative program of activities remains in line with the original purpose of the grant, Lotterywest has confirmed that this grant can be applied to the new program.
14. The City was also invited to apply for a grant under the 'Australia Day Iconic Events Program' by the National Australia Day Council (NADC) and Auspire – Australia Day Council WA, with support from the Australian Government. NADC aims to encourage large state and territory Australia Day iconic events to proceed in a COVID-safe manner. NADC also seeks to promote a new message of Reflect. Respect. Celebrate. We're all part of the story. A grant to the value of up to \$846,266 had been approved for Skyworks 2021. The City has been informed by the NADC CEO that the NADC board sub-group has considered the alternative program of activities proposed and approve proceeding with the grant in this format.

Stakeholder Engagement

15. Following the cancellation of Skyworks, consultation has taken place with Lotterywest, National Australia Day Council and Auspire – Australia Day Council WA on the approved grants for Skyworks and to renegotiate funding agreements.

16. Neighbourhood Groups West Perth Local, East Perth Community Group and Northbridge Common met with the Lord Mayor and the City's Administration on Friday 20 November 2020 to discuss the alternative program of activities. This meeting was to ensure that the City and community aspirations for the activities in their neighbourhoods are aligned and commenced consultation around opportunities.

Decision Implications

17. If Council supports the recommendation, then planning and engagement with the neighbourhood groups will commence to develop the proposed program of Australia Day entertainment, subject to Western Australia remaining in Phase 4 of the COVID-19 WA Roadmap. In the scenario that WA retreats to Phase 3 or lower before Australia Day, the alternative program of activities will need to be revised with significantly less capacity, with some not able to proceed. Other ways of engaging the community, such as online would be explored.
18. If Council does not support the recommendation, then there will be no entertainment in the city to celebrate Australia Day 2021, or an alternative program will need to be developed, which would become difficult if not impossible to implement given the short timeframe.

Strategic, Legal and Policy Implications

Strategic	
Strategic Community Plan Aspiration:	People Prosperity
Strategic Community Plan Objective:	Objective 1.6 Thriving and sustainable cultural, artistic and heritage industries, activities and events that encourage locals and visitors to come back for more. Objective 4.8 Iconic signature events positioned strategically to create a vibrancy that attracts intrastate, interstate and international visitors.
Issue Specific Strategies and Plans:	Cultural Development Plan 2019 – 2020 Reference 4.11: Ensure that Australia Day long weekend events are inclusive and acknowledge cultural diversity and multiple histories. Add sentence that describes how your report/recommendation aligns with the related strategy. Include comments on intended public value outcome

Legal and Policy	
Legislation:	Section 6.15(1) of the Local Government Act 1995 This legislation describes a local governments ability to receive income from grants.
Legal advice:	Not applicable.

Policy	<p>9.5 Sponsorship of City of Perth Activities Developing an alternate source of income to facilitate and improve the provision of the City's services.</p> <p>9.6 Budget Variations Seeking a variation to the Council's budget where new income is received, and no estimate of that income is included in the Council's adopted budget.</p>
---------------	--

Financial Implications

Account Number	1065 100 50 10183 6301	Operating Revenue
Description	Skyworks Grant	
Current Budget	\$0	
Amendment	\$1,281,266	
Revised Budget	\$1,281,266	
Budget Impact	Increase Budget Surplus	

Account Number	1065 100 50 xxxxx xxxx	Operating Expenditure
Description	Australia Day Program	
Current Budget	\$0	
Amendment	\$1,492,291	
Revised Budget	\$1,492,291	
Budget Impact	Decrease Budget Surplus	

Account Number	1065 100 50 10183 xxxx	Operating Expenditure
Description	Skyworks Costs	
Current Budget	\$2,007,000	
Amendment	\$1,492,291	
Revised Budget	\$514,709	
Budget Impact	Increase Budget Surplus	

17. The City currently has a budget of \$2,007,000 allocated for Skyworks and will receive \$1,281,266 in grant revenue for a total allocation of \$3,288,266. Proposed expenditure is \$1,492,291 for the new Australia Day Program, plus approximately \$263,000 in irrecoverable Skyworks costs for a total expenditure of \$1,755,291. This leaves the final budget position at an increase to budget surplus of \$1,532,975.

18. The following is a breakdown of costs for the proposed Australia Day Program:

Item	Budget
Birak Concert	\$283,000
Carnival	\$107,500
Water Playground	\$111,500
Motocross and BMX Shows	\$35,000
Water Pistol Park	\$62,500
Family Concert	\$62,771
Markets and roving entertainment	\$24,500
Immersive Storytelling Activation	\$355,820
Community Concerts	\$120,200
Marketing	\$173,000
Auspire promotion	\$63,000
Event Impact Evaluation	\$20,000
Program coordination	\$47,500
Gift card spend incentive	\$26,000
	\$1,492,291

Relevant Documents

[COVID Event Guidelines](#)

Further information

Not Applicable.

Council Resolution (2411/07)

Mover Cr Gordon
Seconder Cr Fleeton

That Council:

1. APPROVES the alternative program of activities to celebrate Australia Day in lieu of Skyworks 2021 as listed in Section 4 to the value of \$1,492,291 and noting estimated irrecoverable costs from Skyworks as \$263,000
2. APPROVES a sole supplier application for Auspire – Australia Day Council WA to deliver an Immersive Storytelling Activation to the maximum value of \$345,820 subject to City of Perth Elders Advisory Group support
3. APPROVES a budget adjustment to reflect the following:
 - 3.1 Receipt of \$435,000 Skyworks Grant Revenue to be offset against the existing Skyworks operating budget.
 - 3.2 Receipt of a further \$846,266 Skyworks Grant Revenue to be offset against the existing Skyworks operating budget.
 - 3.3 Reallocation of the Skyworks operating budget to an Australia Day Program of Activities budget.

CARRIED UNOPPOSED (9/0)

For Lord Mayor Zempilas, Deputy Lord Mayor Anghie, Crs Bain, Bevan, Fleeton, Gobbert, Gordon, Ko and Lezer
Against None

13. Infrastructure and Operations Alliance Reports

'Security Services – Facilities and Car Parks – RFT26-20/21' is presented under Item 17 as it contains confidential attachments.

Motion to change the order of business

Mover Cr Bain
Seconded Cr Gordon

That Council RESOLVES to change the order of business to deal with Item 18.2 – Notice of Motion – LGBTQIA+ Advisory Group as the next item for consideration.

CARRIED UNOPPOSED (9/0)

For Lord Mayor Zempilas, Deputy Lord Mayor Anghie, Crs Bain, Bevan, Fleeton, Gobbert, Gordon, Ko and Lezer
Against None

18.2 Notice of Motion – LGBTQIA+ Advisory Group

The following Notice of Motion has been provided in accordance with clause 4.12 of the *Standing Orders Local Law 2009*.

Councillor	Deputy Lord Mayor Sandy Anghie
Date Notice of Motion received	19 November 2020
Notice of Motion	<p>That Council:</p> <ol style="list-style-type: none"> 1. <u>ESTABLISHES</u> an LGBTQIA+ Advisory Group to promote inclusivity and progress the needs of the LGBTQIA+ community 2. <u>DEVELOPS</u> a Terms of Reference for the LGBTQIA+ which includes the following: <ol style="list-style-type: none"> a. Membership of the group to consist of a diverse makeup of members within the community b. An objective of the group being to assist with the development of a Diversity, Equity and Inclusion framework for Council's consideration by July 2021
Reason provided for the motion	<p>The City of Perth fully support our valued LGBTQIA+ community. We are committed to supporting diversity and inclusion of all members of the community, and respect is a core value.</p> <p>Establishing an LGBTQIA+ Advisory Group would help guide the City of Perth on policy and other initiatives - to help the City better promote inclusivity and progress the needs of the LGBTQIA+ community, so that we can continue to move forward together.</p> <p>It is important for the community to have a voice and be involved in the City's Diversity, Equity and Inclusion framework.</p>

Response to Notice of Motion – LGBTQIA+ Advisory Group

Responsible Officer	Anne Banks-McAllister AM, General Manager Community Development
Voting Requirement	Simple Majority
Attachments	Attachment 18.2A – Diversity and Inclusion Advisory Group - Terms of Reference

Purpose

To respond to a notice of motion received from the Deputy Lord Mayor, Sandy Anghie, relating to the establishment of a LGBTQIA+ Advisory Group to promote inclusivity and progress the needs of the LGBTQIA+ community with the objective of the group being to assist with the development of a Diversity, Equity and Inclusion framework for Council’s consideration by July 2021.

Recommendation

That Council:

1. ESTABLISH a Diversity and Inclusion Advisory Group to work with the City to develop a diversity and inclusion framework for Council’s consideration by July 2021.
 2. ENDORSE the Diversity and Inclusion Advisory Group Terms of Reference, as detailed in Attachment 18.2A.
-

Background

1. The City and its community aspire to have “an inclusive approach that embraces people from all walks of life”.
2. The City has a Disability Access and Inclusion Plan (DIAP) and Reconciliation Action Plan (RAP), however there is no policy, strategy or plan that drives community inclusion, diversity and equity that represents a broad range of underrepresented or disadvantaged individuals/groups.
3. Recent comments made by the Lord Mayor has led to a strong call from the community, particularly from the LGBTQIA+ community, for the City to develop an Equity, Diversity and Inclusion Plan that is informed by representatives from its community.

Discussion

4. In responding to this notice of motion a Terms of Reference for a Diversity and Inclusion Advisory Group have been proposed, as detailed in Attachment 18.2A.
5. The Diversity and Inclusion Advisory Group will guide the City in its growth as a diverse and inclusive organisation which represents all members of community. The Advisory Group will provide a forum for consultation, feedback and discussion on all matters of diversity and inclusion in the City of Perth.
6. The Advisory Group will also consider the future strategic agenda relating to diversity and inclusion and will advise and make recommendations on appropriate initiatives and activities that will help the City of Perth achieve its key diversity aims.
7. The Advisory Group should act as a channel to challenge the City in terms of our practice, approach and development of diversity and inclusion; where progress is limited or, in support of underrepresented or disadvantaged individuals or groups.

Stakeholder Engagement

8. No stakeholder engagement was undertaken in relation to this report.

Decision Implications

9. If Council supports this recommendation the City will call for nominations for representatives to participate in the Advisory Group, with the first meeting to be convened in January 2021.
10. It is also expected the Diversity and Inclusion Advisory Group, along with an internal working group will develop a diversity and inclusion framework to be presented to Council by July 2021.

Strategic, Legal and Policy Implications

Strategic	
Strategic Community Plan Aspiration:	People A safe, activated and welcoming city that celebrates its diversity and sense of community, providing unique educational, cultural, sporting and lifestyle offerings.
Strategic Community Plan Objective:	1.4 An inclusive approach that embraces youth, seniors, people with a disability and people from all walks of life.
Issue Specific Strategies and Plans:	Not applicable

Legal and Policy	
Legislation:	Western Australian Equal Opportunity Act 1984 (amended 1988)
Legal advice:	Not applicable
Policy	Not applicable

Financial Implications

The financial implications of the recommendation(s) will require additional expenditure, as an unbudgeted item.

Account Number	1048-100-50-TBA	Operating
Account Description	TBA	
Current Budget	\$0	
Amendment to Budget	\$10,000	
Revised Budget	\$10,000	
Budget Impact	Cost-neutral as fund will be transferred from the Covid-19 Reserve.	

Relevant Documents

Not Applicable.

The Deputy Lord Mayor Anghie moved the proposed Notice of Motion with an additional recommendation 2c as presented below.

Motion

Mover Deputy Lord Mayor Anghie
Seconder Cr Lezer

1. ESTABLISHES an LGBTQIA+ Advisory Group to promote inclusivity and progress the needs of the LGBTQIA+ community
2. DEVELOPS a Terms of Reference for the LGBTQIA+ advisory group to be presented to the Council at the December 2020 meeting which includes:
 - a. Membership of the group to consist of a diverse makeup of members within the community
 - b. An objective of the group being to assist with the development of a Diversity, Equity and Inclusion framework for Council's consideration by July 2021
 - c. An objective of the group being to assist with the development of other initiatives

Amendment

Mover Cr Bain
Seconder Cr Gobbert

That point 2c of the motion be amended to read:

2. DEVELOPS a Terms of Reference for the LGBTQIA+ advisory group to be presented to the Council at the December 2020 meeting which includes:
 - c. A Council representative on the advisory group

Reason: To have a Council representative on the LGBTQIA+ Advisory Group.

LOST (6/3)

For Crs Gordon, Bain and Gobbert
Against Lord Mayor Zempilas, Deputy Lord Mayor Anghie, Crs Bevan, Fleeton, Ko and Lezer

Council Resolution (2411/08)

Mover Deputy Lord Mayor Anghie
Secunder Cr Lezer

That Council:

1. **ESTABLISHES** an LGBTQIA+ Advisory Group to promote inclusivity and progress the needs of the LGBTQIA+ community
2. **DEVELOPS** a Terms of Reference for the LGBTQIA+ advisory group to be presented to the Council at the December 2020 meeting which includes:
 - a. Membership of the group to consist of a diverse makeup of members within the community
 - b. An objective of the group being to assist with the development of a Diversity, Equity and Inclusion framework for Council's consideration by July 2021
 - c. An objective of the group being to assist with the development of other initiatives

CARRIED UNOPPOSED (9/0)

For Lord Mayor Zempilas, Deputy Lord Mayor Anghie, Crs Bain, Bevan, Fleeton, Gobbert, Gordon, Ko and Lezer
Against None

14. Corporate Services Reports

14.1 Monthly Financial Report for September 2020

Responsible Officer	Michael Kent, Project Director Strategic Finance (CFO)
Voting Requirement	Simple Majority
Attachments	Attachment 14.1A – Financial Activity Statement (Sep 2020) Attachment 14.1B – Net Current Asset Position (Sep 2020) Attachment 14.1C – Financial Report (Sep 2020) Attachment 14.1D (1) and 14.1D(2) – Financial Variance Analysis (Sep 2020)

Purpose

To provide timely, meaningful financial insights regarding the City's operating activities, financial performance and financial position to Council.

Recommendation

That Council RECEIVES the following financial reports for the period ended 30 September 2020:

- a. Financial Activity Statement (Attachment 14.1A)
 - b. Net Current Asset Position (Attachment 14.1B)
 - c. Financial Report (Attachment 14.1C)
 - d. Financial Variance Analysis (Attachment 14.1D (1) and 14.1D (2))
-

Background

1. Presentation of a monthly financial report to Council is both a statutory obligation and good financial management practice that:
 - a. Demonstrates the City's commitment to managing its operations in a financially responsible and sustainable manner.
 - b. Provides timely identification of variances from budget expectations for revenues and expenditures and identification of emerging opportunities or changes in economic conditions.
 - c. Ensures proper accountability to the community for the use of financial resources.
2. Preparation of a monthly Financial Activity Statement (FAS) is the minimal statutory requirement of the *Local Government Act 1995* and regulation 34 of the *Local Government (Financial Management) Regulations 1996*. It is also a responsible financial management practice to allow Council to effectively execute their financial management responsibilities.
3. Financial information that is required to be reported directly to Council monthly includes:
 - a. Operational financial performance against budget expectations
 - b. Explanations for identified variances from expectations
 - c. Financial position of the City at each given month end
4. This statutory financial information may be supported by additional supporting information such as reports on rates or investments performance as determined by the City.
5. Other relevant information may be made available to Council through mechanisms including, but not limited to, a Council Bulletin or the Council Hub.

Discussion

6. The Financial Activity Statement (Attachment A & B) indicates that operating revenue currently sits at \$28.0M versus a budget of \$26.2M to the end of the reporting month (September 2020). This represents a year to date (YTD) favourable variance of 7.2%.
7. The major contributing factors to the favourable revenue variance were:

Revenue Item	Variance	Variance %	Comment
Rates	\$100K	0%	<ul style="list-style-type: none"> • Rates revenues are disclosed as \$98.4M, slightly ahead of the YTD budget of \$98.3M. The first instalment payment date was 27 September. Some 58% of the rates levied were collected by 30 September. This was broadly in line with previous year's collection profiles.
Parking Revenues	\$2.3M	21%	<ul style="list-style-type: none"> • Parking revenues for both on-street and off-street parking were \$2.3M

Revenue Item	Variance	Variance %	Comment
			ahead of budgeted targets. This was because performance in July saw higher than expected patronage and the phased reintroduction of paid off street parking, resulting in a significantly positive impact. Performance since July has been ahead of budget expectations.
Waste Fees & Charges	\$526K	6.6%	<ul style="list-style-type: none"> Waste fees and charges were \$526K ahead of budget expectations at month end due to incorrect budget phasing. This is a timing difference only that is progressively reversing out and should continue to do so in future months.
Interest Revenue	\$438K	(40%)	<ul style="list-style-type: none"> Interest revenues are \$438K below budget expectations with interest rates having dropped further since the budget was prepared. Also, the later issuing of rates notices this year meant lower investment volumes early in the year.
Rental & Hire Revenues	\$68K	(6.6%)	<ul style="list-style-type: none"> Rental and hire revenues were lower than budget expectations with that shortfall being evenly split between commercial property vacancies and venue hire.
Contributions	\$22K	12.7%	<ul style="list-style-type: none"> Contributions were ahead of budget target.
Other Revenues	-	-	<ul style="list-style-type: none"> Other revenues were not materially different for the year to date.

8. The Financial Activity Statement shows that operating expenditure currently sits at \$42.5M versus a budget of \$47.0M to the end of the reporting month (September 2020). This represents a year to date (YTD) favourable variance of 9.6%.

9. The major contributing factors to the expenditure variances were:

Expenditure Item	Variance	Variance %	Comment
Employee Costs	\$1.1M	6.0%	<ul style="list-style-type: none"> Favourable variance due to vacant positions that now require greater rigour in the staff recruitment process. Favourable variance due to staff on long service leave (funded from long service leave provision). Timing variance for staff development costs.
Contractors and Consultants	\$2.5M	37.1%	<ul style="list-style-type: none"> Timing variance on operating projects including container deposit scheme, core systems consolidation, feasibility studies and safer city initiative. These are anticipated to reverse in later months.
Materials and Services	\$1.1M	11.2%	<ul style="list-style-type: none"> (\$236K) timing variance relating to waste tipping fees. \$523K timing variance relating to capacity issues on facility maintenance. \$251K realised cost savings on parking related activities including security and coin collection. \$320k timing variance for parks maintenance activities that will occur in the summer.
Utilities and Insurances	\$69K	7.6%	<ul style="list-style-type: none"> Under budget as a result of temporarily closed venues in July and some small timing differences.
Depreciation	(\$161K)	(1.8%)	<ul style="list-style-type: none"> Unfavourable non-cash variance is likely to change once the revised building valuations are incorporated into the City's accounts in the next month.
Other Expenses	(\$1M)	(55.8%)	<ul style="list-style-type: none"> Timing differences relating to sponsorships, the budget phasing for this area is not necessarily aligned with the timing of the funding rounds as these are not known with certainty.

10. The aggregation of operating revenues and operating expenses reflects a Net Cash Deficit from Operations of (\$5.1M) compared to a year to date budget of (\$11.7M). This is a favourable variance of \$6.6M.

11. Investing activities reflect a result of (\$7.6M) compared to a year to date budget of (\$14.5M). This is a variance of \$6.9M, attributable to slower than anticipated progress on capital program spending which should ramp up significantly in the next few months. The months early in the year are typically precursor activities with the major cash flows expected from now onwards. The City is also currently undertaking a reprioritisation of projects to be considered by council in December.
12. The major contributing factors to this variance were:
 - a. Capital expenditure - Property, Plant & Equipment was \$1.96M (66%) behind budget largely due to a timing difference on the supply of Christmas decorations now to be invoiced in November (\$1.2M) and a deferral of spending on the Core Systems Consolidation Project to allow technology architecture discovery work to occur first. Further commentary is provided in Attachment 14.1D (2).
 - b. Capital expenditure - Infrastructure was \$4.97M behind budget at 30 September, due to a \$2.2M timing difference on invoicing on the East End Revitalisation project, \$0.5M Council House Project, on Retail Core Refresh (\$200K) and Pier St Solar Panels Project(\$200K). Further commentary is provided in Attachment 14.1D (2).
 - c. Grants for the acquisition of assets reflect a small grant payment received by the City earlier than expected.
13. Adjusting for opening funds (Net Current Asset Position), generates the Budget Deficiency before Rates. This then indicates the Amount Required to be Raised from Rates. The difference between the rates amount and the deficiency before rates is the closing position. The Financial Activity Statement for the period to 30 September shows that a rate yield of \$98.43M was levied on August 21, 2020 compared to the \$98.33M budget.
14. The disclosed year to date closing position of \$129.0M compares favourably to the year to date budgeted closing position of \$115.0M - a variance of 12.1%, reflecting the combined impact of the variances noted in this report for revenues, expenses, financing activity and investing activity.
15. The Net Current Position Report (Attachment 14.1B) indicates a year to date adjusted net assets value of \$132.3M versus the budget of \$129.7M
16. The Financial Report (Attachment 14.1C) contains the statutory format financial information and supporting notes as well as some commentary about the City's financial position.
17. The Financial Variance Analysis (Attachments 14.1D (1) and 14.1D (2)) provide comments on the material variances disclosed relating to core services, operating projects and capital projects for each service area.

Stakeholder Engagement

18. As the contents of this report focus on the organisation's recent past financial performance, only internal consultation is relevant to the preparation of this report.

Decision Implications

19. Council's acknowledgement of receiving the Financial Activity Statement and supporting documents will meet its statutory obligation in respect of oversighting the City's financial resources.

Strategic, Legal and Policy Implications

Strategic	
Strategic Community Plan Aspiration:	Performance A city led by a Council and supported by an administration that is committed to sound strategy and governance, excellence in customer service an effective and sincere engagement with all stakeholders.
Strategic Community Plan Objective:	Objective 5.5 A financial business model underpinned by a culture of cost management, best value and strategic financial analysis that is subject to ongoing oversight, transparency and accountability.
Issue Specific Strategies and Plans:	Not applicable
Legal and Policy	
Legislation:	Section 6.4(1) and (2) of the Local Government Act 1995 Section 34(1) of the Local Government (Financial Management) Regulations 1996 This section of the Act and the related Financial Management Regulation prescribe the requirement to prepare and present to Council (monthly), a Financial Activity Statement (FAS). That FAS should contain: <ul style="list-style-type: none"> • Annual Budget estimates, and approved revisions to these for comparison purposes. • Actual amounts of income and expenditure to the end of the month of the FAS. • Material variances between the comparable amounts and commentary on reasons for these variances. • The net current assets at the end of the month to which the FAS relates. • An explanation of the composition of the net current assets at the end of the month to which the FAS relates.
Legal Advice	Not applicable

Policy	Not applicable
--------	----------------

Financial Implications

20. There are no direct financial implications of receiving this report as it reflects a historical accounting of financial transactions. When material variances are noted, appropriate remedial action will be initiated by the administration in a timely and prudent manner.

Relevant Documents

Not Applicable.

Further information

Resulting from discussion and questions raised from the Agenda Briefing Session on 17 November 2020, the following additional information is provided:

21. Clarification was sought by Elected Members on the terminology used in the statutory format financial statements including 'Health' in the Statement of Comprehensive Income by Program and 'Contributions' in the Statement of Comprehensive Income by Nature and Type. It was explained that these terms are explicitly required by the *Local Government (Financial Management) Regulations 1996*, however they are not 'intuitive' to most readers of Council reports. Examples of each expression were provided verbally at the meeting and it was explained that these classifications are only used by The Australian Bureau of statistics and WA Local Government Grants Commission to compile aggregate sector wide expenditure data.
22. Advice was given that there a currently no prior year comparatives on some financial reports because the City has introduced a new contemporary chart of accounts using service based financial allocations and a suite of financial reporting hierarchies for which there is no one-to-one relationship with the highly aggregated figures that were used in previous years. Once we have a 'baseline year' of data, comparative figures can be provided.
23. Further information was requested on the Budget line item for Borrowings of \$10 million. Both the Long Term Financial Plan and the 2020/21 Annual Budget indicate the intent to borrow \$10 million. There is a detailed explanation of the rationale for this decision at Page 20 of the Annual Budget document. This loan would not be automatically be drawn down – only in the event that organisational cash flow required it. However, it needed to be acknowledged in the budget to allow the City to undertake the borrowing if required. Council would have an approval role in relation to the borrowings if the loan was required.
24. Clarification was sought in relation to the statutory revaluation of the City owned buildings. Advice was given that independent statutory valuation resulted in a net increase of \$3.7 million on a portfolio with a written down value of \$279 million.

25. Clarification was sought regarding Pension Rates deferred. It was explained that this is a legal entitlement to *eligible* pensioners in Western Australia under the *Pension Rebates & Deferrals Act 1992*. Subject to strict criteria, eligible pensioners may defer rates until such time as the property is sold with the debt attaching to the property. The City's exposure under this scheme is minimal. It was also explicitly stated that this is a highly summarised explanation of a complex technical area.
26. Interest revenues are noted as being well below budget expectations, given that there have been several rate reductions since the budget was first formulated. Advice was given that this budget will be adjusted downwards as part of the broader statutory budget review which is completed after 31 December.
27. An explanation was provided of what might constitute an unrecoverable debt and what the appropriate accounting treatment might be.
28. It was explained that the amount shown as a budgeted revenue for disposal of land did not relate to the disposal of any City of Perth land. It was a budget provision for the City's 1/12 share of the estimated proceeds of disposal of land developed by the Mindarie Regional Council (MRC) at Tamala Park. The City does not have discretion in the decision to sell their land as the City has one vote out of twelve with the remainder held by other member local governments. It is expected that this will be the last year that the City might expect to receive any such distribution.
29. Clarification was provided into the City's role in the administration / collection of the Emergency Services Levy (ESL). The ESL appears on the local government rates notice and is collected by the City on behalf of the state government. When rates are levied the Receivable for the ESL is recognised as a debtor in the City's accounts and a liability (Creditor) for the same value is also established. As ratepayers pay the levy the Receivable is progressively reduced. Once each quarter, the City is required to remit the collected ESL monies to the Fire and Emergency Services Agency (FESA). As collections are always ahead of the remittances, the outstanding Receivable amount for ESL will always be less than the Liability until the end of the financial year when they should be equal.
30. Information was provided in relation to the way in which unpaid rates debts are disclosed in the City's financial accounts. It was explained that Rates debts are aggregated into a single consolidated value rather than by individual property category. It was also indicated that in the month following each rates instalment date, supplementary information showing percentages collected and total outstanding balances could be provided in aggregate for each differential rating property category. Individual ratepayer debts will never be provided in any Council forum.
31. In relation to an Operating Project disclosed as Christmas Decorations, it was clarified that this is not associated with the Christmas Light Trail. These items relates to the purchase of new decorations to replace some previously leased items on which the lease had now concluded.
32. Various other technical accounting terminology was provided in the context of relevant questions as was clarifications of the physical locations of certain built structures.

Council Resolution (2411/09)

Mover Cr Lezer
Second Cr Fleeton

That Council RECEIVES the following financial reports for the period ended 30 September 2020:

- a. Financial Activity Statement (Attachment 14.1A)
- b. Net Current Asset Position (Attachment 14.1B)
- c. Financial Report (Attachment 14.1C)
- d. Financial Variance Analysis (Attachment 14.1D (1) and 14.1D (2))

CARRIED UNOPPOSED (9/0)

For Lord Mayor Zempilas, Deputy Lord Mayor Anghie, Crs Bain, Bevan, Fleeton, Gobbert, Gordon, Ko and Lezer
Against None

14.2 Schedule of Accounts Paid – September 2020

Responsible Officer	Michael Kent, Project Director Strategic Finance (CFO)
Voting Requirement	Simple Majority
Attachments	Attachment 14.2A - Schedule of Accounts Paid (Sep 20)

Purpose

The purpose of this report is to note details of payments made under delegated authority for the month of September 2020.

Recommendation

That Council:

1. RECEIVES the Schedule of Accounts Paid under Delegated Authority 1.2.10, for the period ended 30 September 2020, (Attachment 14.2A)
2. RECORDS in the Ordinary Council Meeting minutes the summary of accounts paid being:

Total Accounts Paid	
Municipal Fund	\$40,579,249.47
Trust Fund	\$0
Total - All Funds	\$40,579,249.47

Background

1. Delegated Authority 1.2.10 has been granted to the Chief Executive Officer to make payments from the Municipal and Trust Funds.
2. This authority has then been on-delegated to the General Manager Corporate Services and Project Director Strategic Finance (CFO).
3. In accordance with Regulation 13.2 and 13.3 of the Local Government (Financial Management) Regulations 1996, where this power has been delegated, a list of payments for each month is to be compiled and presented to Council.
4. Due to the voluminous nature of the list of accounts paid (frequently 300 + pages), and the manner in which this attachment dominates the Council Agenda Papers, the listing of payments with full disclosure of all required information, is presented in electronic format for Council perusal.
5. This summary report then facilitates the acknowledgement of the listing having been received.

Discussion

6. The Schedule of Accounts Paid (Attachment 14.2A) contains the following payments made under Delegated Authority 1.2.10 - Payments from the Municipal and Trust Fund:

Schedule of Accounts Paid - September 2020		
Municipal Fund		
EFT & Cheque Payments	Direct Creditor Payments	35,323,404.74
Sub Total - EFT & Cheques		\$35,323,404.74
Direct Debits	Bank Charges	95,532.08
Sub Total - Direct Debits		\$95,532.08
Payroll	PPE 4/9/2020	1,647,699.34
	PPE 18/9/2020	1,616,393.33
	PPE 30/9/2020	1,884,259.01
Sub Total - Payroll		\$5,148,351.68
Corporate Cards	August 2020	11,960.97
	Note: September 2020 statement is paid in October and will be reported in that month	
Sub Total - Cards		\$11,960.97

Schedule of Accounts Paid - September 2020		
New Investments	(Not Rollover Investments)	0
Sub Total Investments		\$0
Total - Municipal Fund		\$40,579,249.47
Trust Fund		
Trust EFT & Cheques		0
Total - Trust Funds		\$0

7. The Grand Total of the Schedule of Accounts Paid for the month is \$40,579,249.47.
8. This report and the detailed schedule made available on the Council Hub are presented for Council's information.

Stakeholder Engagement

9. As the contents of this report focus on the organisation's recent past financial performance, no external consultation is relevant to the preparation of this report.

Decision Implications

10. Council's acknowledgement of receiving the Schedule of Accounts Paid will meet its statutory obligation under Local Government (Financial Management) Regulation 13 (1).

Strategic, Legal and Policy Implications

Strategic	
Strategic Community Plan Aspiration:	Performance A city led by a Council and supported by an administration that is committed to sound strategy and governance, excellence in customer service and effective and sincere engagement with all stakeholders.
Strategic Community Plan Objective:	Objective 5.5

Strategic	
	A financial business model underpinned by a culture of cost management, best value and strategic financial analysis that is subject to ongoing oversight, transparency and accountability.
Issue Specific Strategies and Plans:	Not Applicable
Legal and Policy	
Legislation:	<p>Section 6.10 of the Local Government Act 1995</p> <p>Regulation 13 (1) of the Local Government (Financial Management) Regulations 1996</p> <p>This section of the Act and the related Financial Management Regulation prescribe the requirement to prepare a list of all payments made for each month and to present them to Council. That Schedule of Accounts Paid (the 'list') should contain, for each payment:</p> <ul style="list-style-type: none"> • Payee Name. • Amount of the Payment. • Date of the Payment. • Sufficient information to identify the transaction.
Legal advice:	Not Applicable
Policy	Not Applicable

Financial Implications

There are no direct financial implications of receiving this report as it reflects a historical accounting of financial transactions that were provided for in the adopted budget (as amended).

Relevant Documents

Not Applicable.

Further Information

Resulting from discussion and questions raised from the Agenda Briefing Session on 17 November 2020, the following additional information is provided:

11. The City would not experience any additional financial impact by paying small business creditors within 14 days. The City made a decision to pay creditors on 14-day terms in March 2020 as part of its COVID Response, recognising that cash flow in a COVID impacted economy would be challenging for creditors, especially small business.
12. In the interests of providing transparent disclosure of the nature of all the payments within the Schedule of Accounts Paid, the clarity of all transaction descriptions will be subjected to a further senior level review prior to publishing the listing each month.
13. Greater clarity was requested on certain transactions in the September 2020 listing. Details are provided below.
14. The payment to Scotswood Pty Ltd related to preparation of a summary report for the Disability Access and Inclusion Plan.
15. The payment to WSP relates to the September progress claim on the Winthrop Ave Shared Path Design project.
16. The payment to Light Applications relates to an ongoing program of lighting upgrades in Adelaide Terrace.
17. Several carparks across the city have irrigated gardens and/or toilet facilities. Water use at these sites will be greater than those without gardens or toilets. Water use is monitored, and any anomalies are investigated as required.
18. The City's two green walls are managed by the Operations business unit. These works are outsourced via contract to a company called Deep Green. Their current contract is due to expire on 29 November 2020. The Operations team have been working with Deep Green to improve plant density in the lower half of the library green wall by trialling a range of plant species, however, this has had only limited success. Design issues resulting in poor plant performance in the lower half of the wall have been ongoing from the initial maintenance and handover period. The main issues are that the lower half of the wall gets water-logged and wind shears juvenile plants. The Operations team will continue to work with the contractor to resolve the above-mentioned issues and work towards presenting a wall with the desired planting density. The City remains in contractual discussion with the designers of the library on several issues, including the green wall design.
19. Alinta gas bills are unrelated to parks as most city BBQ's are powered by electricity. There are several BBQ's in East Perth that are run on gas bottles but not mains gas supplied by Alinta.

20. This city runs a project within the Planning and Economic Development Alliance which includes air and water pollution monitoring collected by NJH consulting. The results of this monitoring are collated and made publicly available, and can be viewed by following these links:
<https://public.eagle.io/public/dash/diri2y9hyaki7qt>
<https://public.eagle.io/public/dash/8h9np7tdvach8f6>
21. The Supreme Court Gardens inundation project involves the resolution of a persistent stormwater ponding issues which became evident in several locations across the site during the winter of 2017. A series of investigations were undertaken during FY18/19 and FY19/20. A capital project exists in the current financial year to deliver a solution to the ongoing issues, with design consultant Tabec providing documentation required to advertise a tender.

Council Resolution (2411/10)

Mover Cr Lezer
Seconded Cr Gordon

That Council:

1. **RECEIVES** the Schedule of Accounts Paid under Delegated Authority 1.2.10, for the period ended 30 September 2020, (Attachment 14.2A)
2. **RECORDS** in the Ordinary Council Meeting minutes the summary of accounts paid being:

Total Accounts Paid	
Municipal Fund	\$40,579,249.47
Trust Fund	\$0
Total - All Funds	\$40,579,249.47

CARRIED UNOPPOSED (9/0)

For Lord Mayor Zempilas, Deputy Lord Mayor Anghie, Crs Bain, Bevan, Fleeton, Gobbert, Gordon, Ko and Lezer
Against None

14.3 Process for the Development of the 2021-2031 Strategic Community Plan

Responsible Officer	Bill Parker, General Manager Corporate Services
Voting Requirement	Absolute Majority
Attachments	Not applicable

Purpose

To seek Council approval of the proposed process for the development of the 2021-2031 Strategic Community Plan.

Recommendation

That Council APPROVES the proposed process for the development of the 2021-2031 Strategic Community Plan as follows:

- a. Gather existing engagement data and identify key themes (Nov 2020 – Dec 2020)
 - b. Perform Community and Elected Member Engagement (Nov 2020 – Mar 2021)
 - c. Develop the draft Strategic Community Plan (April 2021 – June 2021)
 - d. Finalise the Strategic Community Plan (July 2021 – Sept 2021)
-

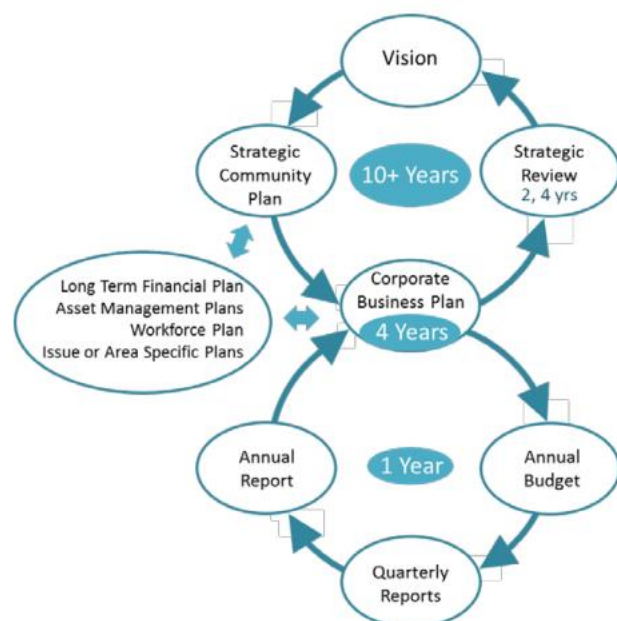
Background

1. Section 5.56 of the *Local Government Act 1995* requires all local governments to plan for the future and Division 3 of the Local Government (Administration) Regulations 1996 stipulates that each local government is to have a Strategic Community Plan and a Corporate Business Plan. Specifically, Regulation 19C indicates that:
 - a. A strategic community plan for a district is to cover the period specified in the plan, which is to be at least 10 financial years.
 - b. A strategic community plan for a district is to set out the vision, aspirations and objectives of the community in the district.
 - c. A local government is to review the current strategic community plan for its district at least once every 4 years.
 - d. In making or reviewing a strategic community plan, a local government is to have regard to:
 - i. *the capacity of its current resources and the anticipated capacity of its future resources*
 - ii. *strategic performance indicators and the ways of measuring its strategic performance by the application of those indicators*
 - iii. *demographic trends.*
 - e. A local government is to ensure that the electors and ratepayers of its district are consulted during the development of a strategic community plan and when preparing modifications of a strategic community plan.
 - f. A strategic community plan for a district is to contain a description of the involvement of the electors and ratepayers of the district in the development of the plan or the preparation of modifications of the plan.

2. In November 2019, Council approved its Integrated Strategic Planning and Reporting Framework (ISPRF) – a cyclical process which begins with the community vision, aspirations and strategic objectives as reflected in the Strategic Community Plan. The identified priorities are implemented through the Corporate Business Plan, with Asset Management Plans guiding capital works commitments. All these plans are mutually informing and informed by resource constraints as modelled in the City’s Workforce and Long Term Financial Plans.

3. The City’s previous major SCP review was performed in 2017. The process cost in excess of \$450,000 and included:
 - a. 40 days of engagement, 20 engagement sessions, 1945 engagement participants
 - b. A Community and Council deliberation process, including five decision making workshops.

Figure 1: The Integrated Strategic Planning and Reporting Cycle



4. Two desktop Reviews were performed of the Strategic Community Plan in 2019 (May and December).

Discussion

5. A key element of the State Government requirements is that true community engagement should take place during the development of a local government's Strategic Community Plan. In this context, "community" refers to a group of people living in the Perth Local Government, as well as businesses and community groups in the locality.
6. Ultimately, following the community consultation period, the Council sets the local government's strategic and policy directions and makes the final judgement call on the best balance between aspirations and affordability.
7. Officers have identified opportunities to reduce the cost and improve the efficiency of the City's engagement process through the identification of key themes from consultation interventions across the city over the past 12 months. Furthermore, it is proposed that the engagement efforts for the development of the Strategic Community Plan and each of the Neighbourhood Plans be combined. Through a combined engagement approach, not only will cost savings be achieved, but also will a good alignment result between the City of Perth Strategic Community Plan and the Neighbourhood Plans. These engagement interactions should also be informative in nature, based on the knowledge of the Elected Members priorities as reflected in their campaigns.
8. The City will aim for the "Advanced Standard" (*as per the Integrated Planning and Reporting Advisory Standards - September 2016*) to be met for the City of Perth Strategic Community Plan (*See in the "Further information" section for a full summary of these standards*). For the purposes of the City, this means in summary that:
 - a. Community engagement must involve at least 500 or 10% of community members, whichever is fewer, and be conducted by more than two documented mechanisms.
 - b. The Strategic Community Plan must connect most of the activities and services delivered with the community's aspirations
 - c. The Strategic Community Plan must take into account a range of relevant external factors, including relevant plans of State and Commonwealth
9. The proposed process for the development of the 2021-2031 Strategic Community Plan is summarised below and incorporates process incorporates all Statutory and Policy requirements. The role of Elected Members in this process is to approve the process, to understand the community aspirations and desired outcomes, and to adopt the Strategic Community Plan. It is anticipated that a draft Strategic Community Plan will be put before Council in accordance with the Strategy Development Policy at the June Council meeting for approval to advertise.



Figure 2: Proposed process for the development of the 2021-2031 Strategic Community Plan

10. Below is a summary of the approaches some of the other Local Governments have followed over past years.
- a. *City of Melbourne*: The last major review of the SCP was conducted in 2016 and followed the same approach as the City of Perth in 2017. 2,000 people were engaged through over 30 face-to-face events and 2,000 were engaged online.
 - b. *City of Sydney*: The major review of the SCP was conducted in 2017. Engagement is deliberative with in all projects and strategic direction initiatives. Outcomes were leveraged from these interventions to refresh the SCP.
 - c. *City of Adelaide*: The major review of the SCP was conducted in 2019 and included online forms, key stakeholder forums and resident participation forums. The program received 300 feedback forms, 200 poll responses and over 3000 recorded interactions.
 - d. *City of Joondalup*: The major review of the SCP was conducted in 2017 and used online and print surveys to gather 414 responses throughout a 21-day consultation period.
11. The Advisory Standards (*as per the Integrated Planning and Reporting Advisory Standards - September 2016*) for the Development of a Strategic Community Plan are as follows:
- a. Achieving Standard is met when A Council has adopted a Strategic Community Plan that meets all of the regulatory requirements:
 - i. *A minimum ten-year timeframe*
 - ii. *States community aspirations - vision, outcomes and priorities*
 - iii. *Developed or modified through engagement with the community, and this is documented*
 - iv. *Has regard to current and future resource capacity, demographic trends and strategic performance measurement*
 - v. *Is adopted, or modifications to it are adopted, by an absolute majority of council*
 - vi. *is subject to a full review scheduled for 4 years from when it is adopted*
 - vii. *The local government has a community engagement policy or strategy*

- viii. *Community engagement involves at least 500 or 10% of community members, whichever is fewer, and is conducted by at least 2 documented mechanisms*
- ix. *A Strategic Review is undertaken every two years, alternating between a Minor Strategic Review and a Major Strategic Review*
- b. Intermediate Standard is met when:
 - i. *The Strategic Community Plan connects most of the activities and services that are delivered by the local government with the community's aspirations - vision, outcomes and priorities*
 - ii. *The Strategic Community Plan takes into account a range of relevant external factors, including relevant plans of State and Commonwealth agencies*
 - iii. *Community engagement involves more than the minimum number of community members as provided for in the Achieving Standard, is inclusive and uses more than the minimum number of documented mechanisms that apply in the Achieving Standard*
- c. Advanced Standard is met when:
 - i. *The Strategic Community Plan meets "Achieving" and "Intermediate Standards"*
 - ii. *The Strategic Community Plan connects all of the activities and services that are delivered by the local government with the community's aspirations - vision, outcomes and priorities*
 - iii. *The Strategic Community Plan demonstrates effectiveness in achieving community objectives*

Stakeholder Engagement

- 12. Community engagement will be outsourced to an external consultant to ensure a contemporary and unbiased approach, and will involve residents living in the Perth Local Government, as well as businesses and community groups in the locality. It will also be extended to include those from other places who visit, work or recreate in Perth.
- 13. Business sector organisations, community sector organisations, and State, Federal and regional agencies also have a vital role to play in meeting community outcomes. Achieving some of the community outcomes will best be achieved through active engagement with these organisations during the engagement process for the development of the Strategic Community Plan.
- 14. The proposed engagement is expected to take place over a 4-6 week period, in February/March. The purpose of the engagement will be focused around the prioritisation of themes identified from current engagement information available, feedback to the community on what has been done around these themes and the identification of gaps. The approach will also involve a consolidation of the engagement required for Strategic Community Plan, Neighbourhood and City Planning projects.

Decision Implications

15. If Council approves the proposed process for the development of the 2021-2031 Strategic Community Plan, the Procurement of a suitable external consultant will commence immediately.

Strategic, Legal and Policy Implications

Strategic	
Strategic Community Plan Aspiration:	<p>Performance</p> <p>A city led by a Council and supported by an administration that is committed to sound strategy and governance, excellence in customer service and effective and sincere engagement with all stakeholders.</p>
Strategic Community Plan Objective:	<p>Objective 5.1</p> <p>An integrated strategic framework with clear line of sight between community vision and operational outcome.</p> <p>Objective 5.2</p> <p>Contemporary community engagement systems that are inclusive, accessible and harness the capabilities of digital technologies.</p>
Issue Specific Strategies and Plans:	All issue Specific Strategies and Plans will be impacted by the community Vision, Aspirations and Strategic Objectives in the 2021-2031 Strategic Community Plan.
Legal and Policy	
Legislation:	<p>Section 5.56 of the Local Government Act 1995 requires all local governments to plan for the future</p> <p>Division 3 (Regulation 19 C) of the Local Government (Administration) Regulations 1996 requires each local government to have a Strategic Community Plan and a Corporate Business Plan</p> <p>The proposed development of the 2021-2031 Strategic Community Plan will ensure that the City adheres to all legislative requirements.</p>
Legal advice:	Not Applicable
Policy	Strategy Development Policy

Strategic

The process proposed adheres to the policy requirements, with multiple points for Council inputs and discussion

Financial Implications

16. Additional expenditure will be required above the \$28,000 that has been budgeted for in the Strategy and Reporting unit as full outsourcing to an external consultant has not previously been considered. A procurement process will be entered into, with anticipated cost of the engagement to be in the order of \$70,000. The additional required funding will be sourced from the other service units who will be benefitting from the consolidated engagement approach. If required, minor financial adjustments can be accommodated within the next budget review process.

Relevant Documents

Not Applicable.

Further Information

Not Applicable.

Council Resolution (2411/11)

Mover Cr Fleeton
Seconded Cr Gobbert

That Council APPROVES the proposed process for the development of the 2021-2031 Strategic Community Plan as follows:

- a. Gather existing engagement data and identify key themes (Nov 2020 – Dec 2020)
- b. Perform Community and Elected Member Engagement (Nov 2020 – Mar 2021)
- c. Develop the draft Strategic Community Plan (April 2021 – June 2021)
- d. Finalise the Strategic Community Plan (July 2021 – Sept 2021)

CARRIED UNOPPOSED (9/0)

For Lord Mayor Zempilas, Deputy Lord Mayor Anghie, Crs Bain, Bevan, Fleeton, Gobbert, Gordon, Ko and Lezer
Against None

14.4 Reserve Transfer Request

Responsible Officer	Bill Parker, General Manager Corporate Services
Voting Requirement	Simple Majority
Attachments	Nil

Purpose

To consider a request from the State Government to relinquish Reserves 30347 and 24668, being the Perth Concert Hall and the Terrace Road car park.

Recommendation

That Council:

1. AGREES to the State Government's request to immediately relinquish the Management Order for Reserve 30347 to the Department of Local Government, Sport and Cultural Industries on the condition that the City of Perth is reimbursed with the equivalent number (416) of comparable parking bays.
 2. AGREES to the State Government's request to relinquish the Management Order for Reserve 24668 to the Department of Local Government, Sport and Cultural Industries on the condition that:
 - 2.1 Reserve 24668 is required by the State Government as part of the Perth City Deal; and
 - 2.2 The City of Perth is reimbursed with the equivalent number (799) of comparable parking bays.
-

Background

1. On 27 July 2020, the City of Perth received correspondence from the Department of Planning, Lands and Heritage. The correspondence outlined that the State Government is considering significant investment in the Perth Central Business District (CBD) as a Part of the Perth City Deal and as a result is seeking to acquire two (2) Crown Reserves currently managed by the City of Perth.
2. To ensure the sites are available for redevelopment, the State Government has requested the City relinquish its Management Orders over the two reserves, enabling the Department of Local Government, Sport and Cultural Industries to assume management responsibility.

Discussion

3. A reserve is Crown land that has been set aside for a particular purpose in the public interest. Reserve 30347 and 24668 have been placed under the care, control and management of the City of Perth by way of a Management Order registered against the relevant parcels.
4. The Management Orders provide the City with a statutory right to manage and control the Crown land in accordance with the Management Order granted under the *Land Administration Act 1997* (LAA).
5. Management Orders may contain conditions on the use and development of the reserve and may grant the management body certain powers to deal with the land, such as the power to lease and/or license.
6. In a letter dated 27 July 2020, it was requested the City relinquish Reserve 30347 and Reserve 24688 to facilitate the delivery of the Perth City Deal.
7. The two reserves in question are detailed below:

a. Reserve 30347 – Perth Concert Hall

Reserve 30347 is currently contained within Lot 853 on Deposited Plan 174436 and being the whole of the land comprised in Crown Land Title Volume LR3062 Folio 782.

Reserve 30347 is vested in the City pursuant to a Management Order for the purpose of 'Concert Hall, Restaurant Tavern, Vehicle Parking & Uses Ancillary thereto' together with the power to lease for any term not exceeding 21 years subject to the consent of the Minister for Lands (Minister) first being obtained as required under section 18 of the LAA.

Lot 853 is currently subject to a registered lease in favour of the Perth Theatre Trust (PTT) and a heritage memorial. The site is currently subject to an easement to the Water Authority of Australia.

The subject site is 11,913m² in area with improvements including the Perth Concert Hall and a City managed carpark comprising 416 parking bays.

b. *Reserve 24668 – Terrace Road Carpark*

Reserve 24688 is currently contained within Lot 478 on Deposited Plan 162097 and being the whole of the land comprised in Crown Land Title Volume LR3062 Folio 376.

Reserve 24688 is vested in the City pursuant to a Management Order E476393 for the purpose of 'Vehicle Park and Gardens Registered'.

The subject site is 31,972m² in area with improvements including a City managed carpark and a small portion of landscaped public open space. The carpark comprises 799 parking bays.



Figure 1: The two reserves being requested by the State Government

2. The delivery of the Perth City Deal will provide significant benefits to the broader Perth economy. There are however direct financial implications associated with relinquishing 1,215 parking bays.
3. As indicated within the Financial Implications, a scenario whereby the City relinquishes both Management Orders, however retains the management of the parking businesses would be an ideal scenario delivering mutually beneficial outcomes for both the City of Perth and broader economy.
4. To understand the legal implications associated with the State Government's request, the City's administration sought legal advice seeking to understand:
 - a. Options around surrendering the Management Orders; and
 - b. The City's entitlement to compensation if the reserves were compulsorily taken.

5. The advice states that Section 50 of the LAA sets out three instances where the State may revoke a management order. They are:
 - a. Where the local government agrees that the management order should be revoked;
 - b. Where the Reserves have not been managed in compliance with the management order or any management plan (which is usually created by the local government in response to State concerns regarding the management of the Reserves); and
 - c. It is in the public interest for the State to revoke the Management Order.
6. The advice confirms that it is likely that the components of the Perth City Deal would fall within the ambit of the 'public interest'. In this instance, the City would be required to surrender the Reserves.
7. In terms of compensation, in the event that the Minister was to determine that the revocation of the Management Orders was in the public interest, s50(3) of the LAA provides that the former management body may claim compensation under Part 10 of the LAA for any improvements made on the relevant reserve in accordance with the management order.
8. Under Part 10, if the State were to issue a taking order for the Reserves, the City is not entitled to compensation for the revocation of the management order itself. However, if the City were to lose the use of any erected structures or improvements on the Reserves, the City would be entitled to compensation from the State for the depreciated value of the structures and improvements.
9. Given that the City is in a reasonable negotiating position, it is recommended that Council relinquish both Management Orders on the condition that the equivalent number of parking bays are returned to the City of Perth for management.

Stakeholder Engagement

10. Stakeholder engagement has been limited to Commissioners, Elected Members, City of Perth employees, State Government employees and the City's nominated consultants.

Decision Implications

11. If Council agrees to the State's request, the City will apply to the Department of Lands for the revocation of the Management Orders. The Management Orders can then be reassigned to the Department of Local Government, Sport and Cultural Industries.
12. If Council declines the State Government's request, the relevant Minister may issue a Taking Order. In this instance, the City may be entitled to compensation from the State for the depreciated value of the structures and improvements.

Strategic, Legal and Policy Implications

Strategic	
Strategic Community Plan Aspiration:	People A safe, activated and welcoming city that celebrates its diversity and sense of community, providing unique educational, cultural, sporting and lifestyle offerings.
Strategic Community Plan Objective:	Objective 1.6 Thriving and sustainable cultural, artistic and heritage industries, activities and events that encourage locals and visitors to come back for more
Issue Specific Strategies and Plans:	Not Applicable

Legal and Policy	
Legislation:	Section 50 and Part 10 (particularly section 204) of the <i>Land Administration Act 1997</i> These sections set out the instances where the State may revoke a management order and the circumstances whereby compensation may be payable to the management body for loss of use.
Legal advice:	To ensure that Council can make an informed decision on this matter, the Administration sought legal advice and commissioned a benefit cost analysis to understand the full legal and financial implications associated with the State's request.
Policy	Not applicable

Financial Implications

13. In terms of the financial implications, the City has approached this issue from two perspectives;
 - a. A budget perspective to understand the budget implications associated with the proposal; and
 - b. A broader economic perspective to understand the implications for both the City and wider economy over a 30 year time horizon.
14. *Budget Perspective* - To understand the budget implications, the City firstly determined the net surplus for both the Perth Concert Hall and Terrace Road Carparks. In 2020/21, both carparks are forecast to generate revenue that will be offset with expenditure associated with operating the facilities. When combined, the net surplus for both carparks has been estimated at \$1.7m for the 2020/21 financial year.
15. Although the City would be foregoing \$1.7m by transferring both reserves, there are also benefits associated with the transfer. By transferring the reserves, the City would not need cover operating costs associated with the Perth Concert Hall (approx. \$330,000).

16. The greatest benefit of transferring the reserves is removing the Perth Concert Hall from the City's asset register. This facility has significant value and consequently depreciates at approximately \$1.5m per annum. From an asset management perspective, the City should be offsetting the annual depreciation with renewal expenditure. By transferring the ownership of this asset, the City would not need to renew the asset saving approximately \$1.0m per annum.
17. When taking the lost income and savings from transferring the assets into consideration, the negative impact of this proposal is estimated at \$370,000 per annum. In saying this and given the timing of the transfers, it is unlikely to have an impact until 2021/22.
18. *Broader Economic Perspective.* Given the significant implications associated with this proposal and their intimate knowledge of the City's parking business, the City engaged ACIL Allen to undertake a financial and economic assessment over a 30 year time horizon.
19. A Benefit Cost Assessment ('BCA') is a commonly used quantitative framework for logically analysing the social and economic costs and benefits of a particular policy, project or investment. The output of a BCA is typically expressed as a Benefit Cost Ratio (BCR) where total benefits are divided by total costs. A BCR of greater than one indicates that the net benefits of the policy, project or investment exceed the costs – this suggests economic value in investing in the option. The reverse applies for BCRs below (1) one.
20. ACIL Allen's BCA investigated two scenarios:
 - a. Under Scenario 1, it was assumed that parking management for the Perth Concert Hall and any development the Terrace Road site will not return to the City of Perth following construction.
 - b. Under Scenario 2, it was assumed that parking management for the Perth Concert Hall and any development on the Terrace Road site would be managed by the City of Perth following construction.
21. Under each scenario the BCA considers the direct implications from the City of Perth's perspective and the broader economic and social implications applicable to the wider economy.
22. **Scenario 1**

Under the set of assumptions used for Scenario 1, ACIL Allen estimated that the State Government's development proposal would come at a financial cost for the City of Perth, but would still generate broader economic benefits for the economy. This is a result of the City not receiving parking revenue for the Perth Concert Hall and Terrace Road Carparks over a 30 year time horizon.
23. From a financial perspective, the net financial cost to the City of Perth is estimated to be \$21.1 million on a discounted basis over the 30 year modelling period, with \$31.5 million in benefits offset by \$52.5 million in costs. This produces a BCR of 0.60, suggesting there are net financial costs associated with the State Government's proposal from the City of Perth's perspective.
24. When considering the net economic impacts, it is estimated that a further \$74.3 million in economic benefits would be generated as a result of the activity associated with the refurbishment of the Perth Concert Hall and the additional visitation to the City once the new facility opens.

25. Adding these additional economic benefits to the financial costs, the proposal realises an overall BCR of 2.01, which under the set of assumptions used for this study, suggests the State Government’s proposal is likely to generate a positive net economic and social benefits.

		<i>Benefits</i>	<i>Costs</i>	<i>Net</i>	<i>BCR*</i>
<i>Scenario 1</i>	Financial	\$31.50m	-\$52.50m	-\$21.00 m	0.60
	Economic	\$74.30m	\$-		
	Total	\$105.80m	-\$52.50m	\$53.30 m	2.01

**Benefit Cost Ratio*

Table 1: The financial and economic implications associated with scenario 1 (\$m)

26. Scenario 2

Under the set of assumptions used for Scenario 2, ACIL Allen estimates that the State Government’s development proposal would generate strong positive economic and financial benefits for the City of Perth relative to the previous scenario. This is due to the City receiving the parking revenue of both the redeveloped Perth Concert Hall and any new facility constructed on the Terrace Road site.

27. From a financial perspective, the net benefit is estimated to be \$25.8 million on a discounted basis over the 30 year modelling period, with \$31.5 million in benefits offset by \$5.7 million in costs. This produces a BCR of 5.52, suggesting there are net financial benefits associated with the State Government’s proposal from the City of Perth’s perspective.
28. When also considering the net economic impacts, the net benefit grows to \$100.1 million on a discounted basis over the 30 year modelling period. This is the result of adding an additional \$74.3 million in net economic benefits with no additional costs, producing a BCR of 18.56. This suggests the State Government’s proposal is likely to generate strongly positive net economic and social benefits.

		<i>Benefits</i>	<i>Costs</i>	<i>Net</i>	<i>BCR*</i>
<i>Scenario 2</i>	Financial	\$31.50m	-\$5.70m	\$25.80 m	5.53
	Economic	\$74.30 m	\$-		
	Total	\$105.80m	-\$5.70m	\$100.10 m	18.56

**Benefit Cost Ratio*

Table 2: The financial and economic implications associated with scenario 2

Relevant Documents

Request from the State Government.

Further Information

Resulting from discussion and questions raised from the Agenda Briefing Session on 17 November 2020, the following additional information is provided:

29. The recommendation conditionally agrees to relinquish both reserves. From an implementation perspective and prior to formally relinquishing the reserves, the State Government will be required to identify and agree to reimburse the City with the equivalent number of comparable parking bays. The City will only relinquish the reserves once the bays have been identified and an appropriate land tenure agreement has been agreed e.g. lease
 30. In terms of location, the bays must be comparable. Comparability will be assessed against location, patronage and revenue generation.
-

Council Resolution (2411/12)

Mover Cr Lezer
Secunder Cr Bevan

That Council:

1. **AGREES** to the State Government's request to immediately relinquish the Management Order for Reserve 30347 to the Department of Local Government, Sport and Cultural Industries on the condition that the City of Perth is reimbursed with the equivalent number (416) of comparable parking bays.
2. **AGREES** to the State Government's request to relinquish the Management Order for Reserve 24668 to the Department of Local Government, Sport and Cultural Industries on the condition that:
 - 2.1 Reserve 24668 is required by the State Government as part of the Perth City Deal; and
 - 2.2 The City of Perth is reimbursed with the equivalent number (799) of comparable parking bays

CARRIED UNOPPOSED (9/0)

For Lord Mayor Zempilas, Deputy Lord Mayor Anghie, Crs Bain, Bevan, Fleeton, Gobbert, Gordon, Ko and Lezer
Against None

15. Chief Executive Officer Reports

15.1 Appointment of Government Architect to the Design Advisory Committee

Responsible Officer	Michelle Reynolds, Chief Executive Officer
Voting Requirement	Absolute Majority
Attachments	Nil

Purpose

To appoint Rebecca Moore as the state's new Government Architect to the Design Advisory Committee.

Recommendation

That Council APPOINTS Rebecca Moore as Government Architect to the Design Advisory Committee.

Background

1. The City's Design Advisory Committee is established under section 5.8 of the *Local Government Act 1995*, and is subject to the same legislative requirements as other Committees established by Council.
2. The membership of the Committee is confirmed by Council every two years following the Local Government ordinary elections.
3. At its meeting held on 26 November 2019, Council resolved to appoint the following members and deputy members to the Design Advisory Committee:

Organisation	Member	Deputy
Australian Institute of Architects	David Karotkin Warren Kerr	Peter Hobbs
Planning Institute of Australia	Chris Melsom Andrew Howe	Ben De Marchi
Landscape Architects Institute of Australia	Stuart Pullyblank	Tony Blackwell
Office of the Government Architect	Geoff Warn	Melinda Payne
City of Perth	Jayson Miragliotta	Craig Smith

Discussion

4. As part of the Committee's Terms of Reference, a member from the Office of the Government Architect is appointed to the Committee.
5. In 2019, Geoff Warn was re-appointed as the Government Architect and has now completed his term in Western Australia following seven years in the role.
6. Rebecca Moore has been appointed as the State's new Government Architect.

Stakeholder Engagement

Not applicable

Decision Implications

7. If Council does not support the recommendation, the role of the Government Architect will be vacant on the Design Advisory Committee.

Strategic, Legal and Policy Implications

Strategic	
Strategic Community Plan Aspiration:	Place A well planned and functional built form environment promoting world class architecture, appreciation of heritage, diversity of land use and a sustainable, affordable and accessible integrated transport system Performance
Strategic Community Plan Objective:	Objective 2.6 Stimulating, functional and attractive design outcomes across all developments
Issue Specific Strategies and Plans:	Nil

Legal and Policy	
Legislation:	Section 5.8 of the <i>Local Government Act 1995</i> Section 5.9(2) of the <i>Local Government Act 1995</i> Section 5.10 of the <i>Local Government Act 1995</i> (Absolute majority required for appointment of a committee member) Section 5.11 of the <i>Local Government Act 1995</i> Section 5.11A of the <i>Local Government Act 1995</i> (Absolute majority required for appointment of a deputy member)
Legal advice:	Not applicable
Policy	Not applicable

Financial Implications

There are no direct financial implications relating to the recommendation within this report.

Relevant Documents

Not applicable.

Further information

Not Applicable.

Council Resolution (2411/13)

Mover Cr Fleeton
Seconder Deputy Lord Mayor Anghie

That Council APPOINTS Rebecca Moore as Government Architect to the Design Advisory Committee.

CARRIED UNOPPOSED (9/0)

For Lord Mayor Zempilas, Deputy Lord Mayor Anghie, Crs Bain, Bevan, Fleeton, Gobbert, Gordon, Ko and Lezer
Against None

16 Committee Reports

Nil

17 Matters for which the Meeting may be Closed

17.1 Security Services – Facilities and Car Parks – RFT26-20/21

Responsible Officer	Chris Kopec, General Manager Infrastructure and Operations Anne Banks-McAllister, General Manager Community Development
Voting Requirement	Simple Majority
Attachments	Confidential Attachment 17.1A – Evaluation Matrix Confidential Attachment 17.1B – Comparative Parking and Facility Pricing Analysis Confidential Attachment 17.1C – Comparative Safe City Pricing Analysis Confidential Attachment 17.1D – Qualitative vs Price Matrix Confidential Attachment 17.1E – Ace Security Schedule of Rates

Purpose

To recommend appointment of a suitably qualified and experienced contractor for the supply of Security Services for City of Perth Facilities, Carparks and Safe City Patrols.

Recommendation

That Council ACCEPTS the most suitable tender, being that submitted by Ace Security for the Security Services for City of Perth Facilities and Car Parks (Tender RFT 000022) for a period of two years with an option to extend for a further period of one year.

Background

1. The City is seeking to continue a trial of the current Safe City Patrols to provide security, customer service and operational assistance throughout the City.
2. The City is seeking to renew an existing contract for the supply of Security patrols assisting with 24/7 operations and customer service through mobile and static guards.
3. The City is seeking to renew current provisions for on call Security services for City facilities responding to after hour alarms and suspicious activities.
4. This request for contract appointment has been considered with current Security needs across all three business areas of the City who utilise security services to provide safe and secure facilities across the City of Perth.
5. Selection criteria for this tender evaluation were
 - a. Resources, Personnel/Equipment 40%
 - b. Demonstrated Track Record and Personnel Experience 30%
 - c. Demonstrated Understanding and Methodology 30%

Discussion

6. Tenderers were required to address the following qualitative selection criteria as set out in the Tender Specifications including –
 - a. Resources – Key personnel and equipment able to be supplied
 - b. Demonstrated experience and track records in similar services
 - c. Demonstrated appreciation and methodology in providing the services.
7. Fourteen total responses were received and measured against the qualitative criteria. Of the fourteen suppliers four were shortlisted by the panel being Australian Guards and Patrols (67%), MA Services Group (67%), Ace Security (77%) and MSS Security (80%). These four suppliers were deemed low risk based on the qualitative evaluation scores above 65%.
8. Comparative pricing was conducted for all eligible submissions. Review of pricing between the four shortlisted suppliers indicated Ace Security was the best value for money supplier, meeting budget needs with a proposed saving of \$224,674 over the three-year term and demonstration of ability to provide the services.
9. MSS Security was the highest scorer from the qualitative evaluation but did not meet budget requirements. The tender panel agreed not to endorse this recommendation.
10. MA Services and Australian Guards and Patrols were the lowest priced submissions of the four shortlisted suppliers. The Tender panel agreed the savings on cost did not warrant the medium risk of the ability of the supplier to meet the operational needs in the qualitative criteria. The area of the submissions impacting these scores was demonstrated appreciation and methodology in providing the services. The panel agreed there was some concern in their ability to provide the level of service required

for the customer facing roles. Australian Guards and Patrols hourly pricing raised concerns as there were no details relating to supply or training of guards to meet the required specifications in the tender. MA Services response indicates limited support in WA with main operations office operating out of Victoria which fails the requirement of a local WA based office as requested in the tender.

11. Referee checks conducted on the four shortlisted suppliers were in line with the panels scoring on service delivery. Australian Guards and Patrols and MA Services were noted with a low-level response to back of house requests including invoicing and comments on sourcing the right guards. MSS and Ace Security received high level recommendations on services provided.
12. Ace Security received the second highest qualitative evaluation score demonstrating a low risk and high understanding of how to supply the services to a high standard. Included were details on officers to be supplied in key roles along with proposed rosters to fit into the service requirements of the Tender. Ace also showed strong experience working within the City of Perth for large scale events, comprehensive details on delivery of services. With a saving in budget Ace was agreed as providing the best value for money for the City.

Stakeholder Engagement

13. The City has liaised with City of Perth ratepayers via a survey conducted in July 2020 regarding thoughts on how the City is performing. An outcome of this survey rated Safety and Security as an area of focus for the City.

Decision Implications

14. If the contract appointment is not approved or declined, this is likely to have a significant impact on security operations of Parking Services, Facility management, Community Amenity and Safety generally across the City. Provision of services under the two existing contracts will cease at the end of November and December 2020. Council approval is required for the continued operations and ensuring community safety and security across its facilities.

Strategic, Legal and Policy Implications

Strategic	
Strategic Community Plan Aspiration:	People A safe, activated and welcoming city that celebrates its diversity and sense of community, providing unique educational, cultural, sporting and lifestyle offerings.
Strategic Community Plan Objective:	Objective 1.1 Safe, clean and inviting public places that are well patronised and enjoyed by all.
Issue Specific Strategies and Plans:	Corporate Business Plan – Parking and Safe City Strategy Area Specific Informing Strategies Table 2 and further details included in each Service Unit Plan section 10 Appendix.

Legal and Policy	
Legislation:	<p>Local Government Act 1995: Section 3.18 Re: administration of local laws Section 3.53 Re: control of unvested facilities Section 3.54 Re: control of land under the control of the City Section 3.57 Re: requirement to tender for goods and service provider</p> <p>Generally, Division 2 of the Local Government (Functions and General) Regulations 1996 in relation to tendering for goods and service providers and Division 3 in relation to pre-qualification</p>
Legal advice:	N/A
Policy:	<p>19.1 Risk Management To protect the community, the City of Perth and its workers against foreseeable risks through eyes on the street detecting and deterring antisocial behaviour.</p> <p>9.7 Purchasing The tender process has been conducted in accordance with Council Policy 9.7.</p>

Financial Implications

The financial implications of the recommendation(s) are accommodated within the existing budget.

Account Number	1116-XXX-10-10001-7245 1101-XXX-10-10001-7245 1067-100-50-10490-7245	Operating
Account Description	Parking Services – Security Services Infrastructure and Assets – Security Services Community Amenity and Safety – Security Services	
Total Budget	\$4,800,000	
Budget – This report	\$4,575,326	
Remaining Budget	\$224,674	
Budget Impact	Projected under budget for 3 years of contract	

Relevant Documents

Not applicable.

Further information

Resulting from discussion and questions raised from the Agenda Briefing Session on 17 November 2020, the following additional information is provided:

15. Safe City Patrols are currently provided by the City via a contract with Ace Security.
 16. In addition to Safe City Patrols provided through the Community Services Alliance, the City also uses external security services contractors in the Infrastructure and Operations Alliance for off street carpark security.
-

Council Resolution (2411/14)

Mover Cr Lezer
Second Cr Ko

That Council ACCEPTS the most suitable tender, being that submitted by Ace Security for the Security Services for City of Perth Facilities and Car Parks (Tender RFT 000022) for a period of two years with an option to extend for a further period of one year.

CARRIED UNOPPOSED (9/0)

For Lord Mayor Zempilas, Deputy Lord Mayor Anghie, Crs Bain, Bevan, Fleeton, Gobbert, Gordon, Ko and Lezer
Against None

18. Motions of which notice has been given

18.1 Notice of Motion – ‘Light It Up’ Program

The following Notice of Motion has been provided in accordance with clause 4.12 of the *Standing Orders Local Law 2009*.



Elected Member	Deputy Lord Mayor Sandy Anghie
Date Notice of Motion received	19 November 2020
Notice of Motion	<p>That Council:</p> <ol style="list-style-type: none"> 1. <u>APPROVES</u> the ‘Light It Up’ program to add colour and life to City streets at night and improve lighting levels in laneways and other suitable locations through the installation of permanent light artwork fixtures, as follows: <ol style="list-style-type: none"> a. Seven permanent light projects being installed across City neighbourhoods as part of Stage One of the ‘Light It Up’ program b. At least one of each of the seven light projects being installed in each neighbourhood precinct, where feasible - Northbridge, Retail Core, West End, West Perth, Hampden Road, East Perth, Claisebrook c. Engagement of local artists to provide assistance in the delivery of the program d. All final proposed locations, budgets and artwork concepts presented to Council for approval by 30 February 2021 with delivery by 30 June 2021 2. <u>REALLOCATES</u> \$50,000 from the COVID-19 Economic Rebound Precinct Improvement Grants budget to cover initial project costs including concept and design documentation 3. <u>ALLOCATES</u> \$230,000 from the 2021/22 capital budget to cover remaining project costs as detailed in point 1 of the motion

Reason provided for the motion

Talking to our City’s residents and visitors, many have noted that there are areas of our City that can feel unsafe after dark. Reasons for this include the emptying of the City after work hours, along with a lack of well lit spaces, which create nooks for antisocial behaviour – particularly laneways.

Further, the character of our quirky laneways and the charm of our heritage buildings are things that are unique to our City – they are a point of difference. These things cannot be replicated in suburban shopping malls and new developments in the suburbs – so we need to celebrate and highlight these assets, providing our residents and visitors with a unique and memorable experience in our City.

So, through this “Light It Up” program, by focusing on problematic laneways and creating artistic lighting elements we will not only help our City residents and visitors feel safer, but also create a sense of delight in these informal spaces - resulting in places that draw people to our City streets at night, creating places where the community can meet and interact, and helping to create a more interesting and walkable City for everyone.



Images by VJzoo and Joshua Webb of their lighting installation projects on Murray Street and Hay Street in Perth’s East End neighbourhood (budget of approximately \$40,000 each).

Response to Notice of Motion – ‘Light It Up’ Program

Responsible Officer	Anne Banks-McAllister General Manager Community Development
Voting Requirement	Simple Majority
Attachments	Nil

Purpose

To respond to a notice of motion received from Deputy Lord Mayor Anghie relating to the “Light It Up Program” to propose a timeframe that will facilitate best practice outcomes, including in regard to procurement and community consultation, reduce risks associated with budget reallocation and still achieve the objectives of adding colour and life to city streets through the installation of permanent light artwork.

Recommendation

That Council:

1. APPROVES the ‘Light It Up’ program to add colour and life to City streets at night and improve lighting levels in laneways and other suitable locations through the installation of permanent light artwork fixtures, as follows:
 - a. Seven permanent light projects being installed across City neighbourhoods as part of Stage One of the ‘Light It Up’ program
 - b. At least one of each of the seven light projects being installed in each neighbourhood precinct, where feasible - Northbridge, Retail Core, West End, West Perth, Hampden Road, East Perth, Claisebrook
 - c. Engagement of local artists to provide assistance in the delivery of the program
 - d. All final proposed locations, budgets and artwork concepts presented to Council for approval by 30 June 2021 with delivery by 30 December 2021, subject to availability of materials
 2. REALLOCATES \$10,000 from ‘Community Capacity Building Initiatives for Community Organisations and Groups’ budget to cover initial project costs including concepts and consultation
 3. ALLOCATES \$270,000 for approval in the 2021/22 capital budget to cover remaining project costs as detailed in point 1 of the motion
-

Background

1. Since 2005, the City has been working to revitalise hidden and informal spaces. In 2008 the City adopted its “Forgotten Spaces: Revitalising Perth’s Laneways” strategy that set the vision of revitalising laneways with new lighting, public art and surface treatments to support economic development and improve the perception of safety. Since 2005, the City has upgraded six laneways – Wolf, Howard, Grand, Prince and McLean Lanes as well as Lion Walk. This commitment to improve laneways and encourage a ‘finer grain’ of activities in the central city area has stimulated ongoing commercial interest in these unique spaces.
2. Public lighting is an important strategic issue for the City of Perth, articulated in its Public Lighting Framework 2019 – 2029, which states:
 - a. The total nightscape of Perth should be shaped to create a more legible city, reveal its character after dark, promote safety, and connect its night economy.
 - b. The Public Lighting Framework sets out standards and guidance on what to light and where, provides technical guidance and design standards, and sets out an implementation plan for lighting improvements delivered through other capital works projects.
3. The Public Lighting Framework outlines a number of key considerations in developing a lighting plan or proposal:
 - a. Support for focus areas, objectives, and performance criteria in the Framework.
 - b. Compliance with all relevant statutory requirements (including local and state heritage requirements).
 - c. Coordination of the lighting design with the general site design, architectural design, etc.
 - d. Support for traffic and access requirements.
 - e. Coordination with other elements of the public realm including trees, furniture, signage, etc.
 - f. Coordination with nearby sites and consideration of the total lighting effect in the area.
4. The City’s Policy 1.5 – Public Art Public and Public Art Strategy set the direction for public art commissioning, accessioning and ongoing care and maintenance. Careful consideration must be given to the commissioning of new works of public art, including community consultation, the City’s capacity to deliver and maintain the artworks into the future, as well as the artwork’s contribution to the development of the City’s Cultural Collections.

Discussion

5. Creating artistic lighting elements in the public realm has many benefits and aligns strongly with the City’s relevant strategy and policy documents. These elements will not only help our City residents and visitors feel safer, but also create a sense of aesthetic enrichment, positive sense of place and contribute to neighbourhood character, as well as to a more vibrant night economy. When implementing public art lighting projects, due regard must be given to the strategic, statutory, contractual and operational requirements for delivering works in the public realm.
6. In responding to the motion, this report considers the following matters:
 - a. Budget reallocation and timing implications
 - b. Community consultation requirements
 - c. Legal considerations

- d. Statutory and approvals considerations
- e. Procurement
- f. Maintenance and renewal
- g. Delivery timeframes and constraints

Budget reallocation and timing implications

- 7. Reallocating \$50,000 from the 2020/21 COVID-19 Economic Rebound Precinct Improvement Grants budget presents an opportunity cost in that no further applications can be received for this program, noting that they have already been advertised as open until the end of the financial year or until the budget is fully allocated. The total budget for the program has been publicly advertised and is \$240,000. Applications have been received, or are in final stages of submission, for a total of \$190,000 in requested sponsorship.
- 8. Other initiatives in the COVID-19 Economic Rebound Strategy have yet to be commenced or are unlikely to be fully expended before the end of financial year, such as 'Programs for Young People and Youth at Risk' 'Community Capacity Building Initiatives for Community Organisations and Groups'. It poses less of an opportunity cost and risk to reallocate funds from these budgets.
- 9. Part three of the Notice of Motion is that Council allocates \$230,000 in the 2021/22 capital budget to cover remaining project costs, however, as part one of the motion stipulates that the project be fully delivered by June 2021, budget would need to be allocated and fully expended in the 2020/21 not the 2021/22 financial year. However, it is recommended that delivery be pushed out until 30 December 2021, and the budget adjusted accordingly, for the following reasons:

Community Consultation Requirements

- 10. Community consultation can be time-consuming if done properly and if not done properly can have negative outcomes for the project, such as community disenfranchisement or dissatisfaction with the outcome. The City's Neighbourhood Place Planning and Engagement Framework stipulates a number of principles relevant to the delivery of works in the public realm, specifically:
 - a. That best-practice community engagement and consultation will inform all decision-making, including the opportunity for the community to co-design the engagement process.
 - b. That the community is empowered to co-develop and promote a shared vision for neighbourhoods in partnership with the City, incentivising participation.

Given these principles, community consultation on this project should aim to involve the community in the identification of desired outcomes and locations for the public artworks and ensure they are contributing to the process. This requires at least 4 weeks minimum of dedicated engagement time.

Legal Considerations

- 11. Laneways are often shared private/public spaces, which creates difficulty in negotiating project outcomes due to investing public money in private landholdings, maintenance responsibilities and other

legal complexities that take time to negotiate. Landowners would need to be engaged and negotiation required on matters such as access (to house projectors, etc.), relevant licences and/or easements, liability and deeds of indemnity, ongoing maintenance responsibility, power supply and billing arrangements, among other considerations, depending on the site. A recent example is the City's grant funding to Happy Heart Inc to install Northbridge sign approved at the 30 June 2020 Ordinary Council Meeting and nearly 5 months on has not yet been installed, even without complex procurement or landowner engagement requirements. A minimum of 12 weeks is estimated to allow for appropriate negotiation of legal agreements.

Statutory and approvals considerations

12. The City will need to comply with all planning and statutory approvals requirements. Such approvals can be complex when the site includes multiple landowners, particularly so when heritage fabric is involved. Referrals may need to be made to the Department of Planning, Lands and Heritage, which can take time. A minimum of 6 weeks is estimated to allow for approvals.

Procurement

13. Procurement has been the focus of several recommendations in the City of Perth Inquiry Report and robust and compliant procurement practices are important to adhere to. A detailed procurement plan will need to be developed and a publicly advertised tender that combines the requirements under the *Local Government (Functions and General) Regulations 1996* and best practice artist commission processes for procuring public artwork. Under normal circumstances, such an artwork procurement process can take up to 17 weeks, with key steps as follows:
 - a. Develop the artist brief (1 week)
 - b. Advertise the brief for Expression of Interest (2 weeks)
 - c. Evaluation of EOIs (2 weeks)
 - d. Tender Brief for final concepts (2 weeks)
 - e. Release the tender brief (4 weeks)
14. Concept presentations and evaluation to curate final selection (4 to 6 weeks) however, allowances must be made for the Christmas period and for the fact that the City's procurement team has several competing urgent priorities, including truncated events procurement timeframes due to COVID, pivoting on Australia Day Celebrations, Safe Night Spaces among others. A minimum of 19 weeks is estimated to allow for procurement processes.

Maintenance and renewal

15. Permanent public art comes with ongoing maintenance and renewal costs. Exact costs will be determined by the maintenance manuals for each work, however, as an indicative figure, the City budgets 2.5% of the value of the artwork per annum to maintain its collections. In this case, this would equate to approximately \$7,000 per annum. Lighting infrastructure does not last indefinitely, and the assets will need to be planned and designed to keep asset renewal or decommissioning costs to a minimum.

Delivery timeframes and constraints

16. In addition to timeframe considerations outlined above, the City currently only has a 0.6 FTE Public Art Officer resourced internally, who is supported by a cross-functional team to deliver public art projects. The administration is also currently in the process of delivering another significant lighting project for Hay Street Feature Lighting, which will use similar staff resources to the “Light It Up Program”. Reprioritising of projects will need to occur to facilitate both outcomes.
17. The City has experienced delays in sourcing materials for temporary and permanent public lighting projects, including for the Christmas Lights Trail, Christmas lights displays, and the permanent lighting installation “Tunnel of Hope” in Claisebrook. These delays are due to COVID-19 impacts on the supply chains for relevant materials and will likely impact delivery timeframes for the “Light It Up Program”. Exact timeframe impacts of COVID-19 supply chain issues cannot be predicted.
18. Based on the above analysis, the following represents a realistic indicative timeframe for the project (subject to availability of materials):

Action	Timeframe
Project Briefing/Design of Community Consultation, including approvals	2 weeks
Community Consultation	4 weeks
Project Scoping/Artist Brief	1 weeks
Procurement/Approvals	19 weeks
Recommended, locations, budgets and artwork concepts submitted to Council for approval	5 weeks
MILESTONE: Council Approval of Concepts	29 June 2021 (31 weeks)
Contracts/Legal Agreements	12 weeks
Approvals/Fabrication	11 weeks (with no COVID delays)
Installation	2 weeks
MILESTONE: Project Delivery	21 December (56 weeks)
Project close-out/asset handover	2 weeks

Stakeholder Engagement

19. No stakeholder consultation was undertaken in relation to this report.

Decision Implications

20. Should Council choose to not pursue the proposed amendments to the motion, there will be insufficient budget allocated to complete the project before 30 June 2021. There will also be significant projects risks associated with a delivery date of 30 June 2021, including possible issues with community dissatisfaction, project quality, compliance, regulatory requirements, and/or project delays and budget carry-forwards.
21. Should Council pursue either the original motion or the proposed amendments to the motion, there will be approximately \$7,000 per annum maintenance costs, plus asset renewal and/or decommissioning costs.

Strategic, Legal and Policy Implications

Strategic	
Strategic Community Plan Aspiration:	Place A well-planned and functional built form environment, promoting world class architecture, appreciation of heritage, diversity of land use and a sustainable, affordable and accessible integrated transport system.
Strategic Community Plan Objective:	2.1 A city that is seen by all as a great place to be. 2.7 Safe and enjoyable experiences in the public realm enabled by smart technologies, innovative design and quality infrastructure. 2.8 Individual precincts enjoying a unique sense of place, bespoke service delivery and governance arrangements.
Issue Specific Strategies and Plans:	Public Lighting Framework 2019-2029 The Public Lighting Framework sets out standards and guidance for planning and implementing new lighting projects in the public realm, with focus areas including a safer and more inviting place to walk and bicycle; more diverse activities in Perth's public spaces; an enhanced sense of place; and more efficient lighting. Cultural Development Plan Under the "Place" pillar, the Cultural Development Plan 2019 – 2029 sets out cultural objectives of aesthetic enrichment experienced; a positive sense of place in the local built environment engendered; and contribution to neighbourhood character made.
Legal and Policy	
Legislation:	Local Government (Functions and General) Regulations 1996 Part 4 – Provision of goods and services

Strategic	
	Stipulates the requirements for local governments when procuring goods and services from suppliers.
Legal advice:	Not Applicable
Policy	1.2 Community Consultation 1.5 Public Art 18.2 Cultural Collections - Neighbourhood Planning and Engagement - Public Lighting

Financial Implications

22. The financial implications of the recommendation(s) will require additional expenditure, as an unbudgeted item.

Account Number	xxx-xxx-xx-xxxx	Operating
Account Description	Light It Up Program	
Current Budget	\$0	
Amendment to Budget	\$10,000	
Revised Budget	\$10,000	
Budget Impact	Increase in project budget	

	xxx-xxx-xx-xxxx	Operating
Account Description	Community Capacity Building Initiatives for Community Organisations and Groups	
Current Budget	\$100,000	
Amendment to Budget	\$10,000	
Revised Budget	\$90,000	
Budget Impact	Decrease in project budget	

23. The remaining \$270,000 in capital expenditure required to complete the project will be allocated in the 2021/22 budget, subject to Council approval of the final artwork budgets, locations and concepts and to 2021/22 budget adoption.

Relevant Documents

[Public Lighting Framework 2019 – 2029](#)

[Forgotten Spaces: Revitalising Perth's Laneways](#)

Further Information

Not Applicable.

7.08pm Project Director Strategic Finance (CFO) departed the meeting.

The Deputy Lord Mayor Anghie moved the proposed Notice of Motion with amendments to recommendations 1d and 3 as presented below.

Motion

Mover Deputy Lord Mayor Anghie
Seconded Cr Bain

1. APPROVES the 'Light It Up' program to add colour and life to City streets at night and improve lighting levels in laneways and other suitable locations through the installation of permanent light artwork fixtures, as follows:
 - a. Seven permanent light projects being installed across City neighbourhoods as part of Stage One of the 'Light It Up' program
 - b. At least one of each of the seven light projects being installed in each neighbourhood precinct, where feasible - Northbridge, Retail Core, West End, West Perth, Hampden Road, East Perth, Claisebrook
 - c. Engagement of local artists to provide assistance in the delivery of the program
 - d. All final proposed locations, budgets and artwork concepts presented to Council for approval by 28 February 2021 if possible, and by no later than 30 June 2021, with delivery by December 2021
3. REALLOCATES \$50,000 from the COVID-19 Economic Rebound Precinct Improvement Grants budget to cover initial project costs including concept and design documentation
4. REALLOCATES \$230,00 for approval in the 2021/22 capital budget or unspent COVID-19 budget to cover remaining project costs as detailed in point 1 of the motion.

Cr Gordon moved a procedural motion to defer the proposed Notice of Motion.

Council Resolution (2411/15)

Mover Cr Gordon
Secunder Cr Fleeton

That Council DEFERS the consideration of Item 18.1 – Notice of Motion – ‘Light It Up’ Program to the December Ordinary Council Meeting to enable discussions at an Elected Member Engagement Session to allow elected members to have input into the program including but not limited to appropriate budget and staging of the program.

CARRIED (5/4)

For Lord Mayor Zempilas, Crs Gordon, Fleeton, Gobbert and Ko
Against Deputy Lord Mayor Anghie, Crs Lezer, Bain and Bevan

Reason:

Concerns the current budget has been revised on several occasions this evening and it will not permit lighting installations that are fitting of a capital city. Failing to take a strategic approach to a roll out of a lighting program may mean that valuable locations may be locked up with under-funded lights or lights that are installed in laneways that do not require it solely because they are the only parties that agreed to have them installed. Adhoc motions are problematic and they do not form part of the regular budgeting cycle and do not go through due process. As custodians of the ratepayer’s funds, it is important to allocate them appropriately and I consider that this motion is too reactive, not strategic and potentially compromising the outcome.

20. Closure

The Presiding Member declared the meeting closed at 7.18pm.

**MEMORANDUM OF UNDERSTANDING
BETWEEN
THE CITY OF PERTH
AND
THE CITY GOVERNMENT OF DENPASAR
BALI PROVINCE, THE REPUBLIC OF INDONESIA
CONCERNING
CREATIVE ECONOMY ECOSYSTEMS**

The City of Perth and the City Government of Denpasar, Bali Province, the Republic of Indonesia hereinafter singularly referred to as "the Party" and collectively referred to as "the Parties";

RECOGNIZING the existence of friendly partnership and cooperation between the Republic of Indonesia and the Commonwealth of Australia;

NOTING the Letter of Intent between the City Government of Denpasar, Bali Province, the Republic of Indonesia and the City of Perth concerning Creative Economy Ecosystems signed by the Parties on November, 26th 2018 in Perth;

DESIRING to improve friendly relationship and cooperation between the Parties through the establishment of intergovernmental and inter-social relationship;

CONSIDERING the importance of equality and mutually beneficial principle;

PURSUANT to the prevailing laws and regulations in respective countries;

Have agreed as follows:

Article 1

Objective

The objective of this Memorandum of Understanding (MoU) is to establish cooperation between the Parties to collaborate in initiatives that support the development of creative economy ecosystem through exchanges and collaboration of skills, knowledge and resources between the two cities.

Article 2

Scope of Cooperation

The Parties have agreed the scope of cooperation of this MoU is as follows:

- a. Creative Economy;
- b. Business incubator program and curriculum; and
- c. Knowledge sharing and technology development.

Article 3

Technical Arrangement

1. To facilitate the implementation of this MoU, the Parties shall conclude arrangements within the terms of this MoU, which shall cover the scope of cooperation as provided in Article 2 (two);
2. Such arrangements shall be in conformity with this MoU, and shall specify the programs or project schedule, personnel involved, financial arrangement, responsibilities undertaken by the Parties and other necessary details;
3. Subject to mutual written consent of the Parties, either Party may invite relevant third parties to take part in the implementation of the MoU as stated in Article 2 (two) as well as to arrange the involvement of third parties in each program to create the mutually beneficial cooperation in both cities;
4. The Action Plan as referred in the paragraph 1 (one) should be signed no later than 6 (six) months after the signing of this MoU.

Article 4

Funding

Expenses arising out of the implementation of this MoU shall be borne by each Party and subject to the availability of funds and personnel.

Article 5

Intellectual Property Rights

1. Each Party shall respect the intellectual property rights of the other Party;
2. Each Party shall be liable for any claim made by any third party on the ownership and legality of the use of the intellectual property rights which is brought in by the aforementioned Party for the implementation of the cooperation activities under this MoU;
3. The Parties agree that any intellectual property developed by the Parties and arising under the implementation of this MoU will be jointly owned and:
 - a. Each Party shall be allowed to use such intellectual property for the purpose of maintaining, adapting, and improving the relevant property;
 - b. In the event the relevant intellectual property is used by the Party for commercial purposes, the other Party shall be entitled to obtain equitable portion of royalty.

Article 6

Joint Working Group

1. The Parties shall establish a Joint Working Group to plan, prepare and recommend programs as well as to monitor and evaluate the progress of cooperation under this MoU;
2. The members of the Joint Working Group will consist of representatives of the Parties and related government institutions. When needed, the Joint Working Group

may invite participation of representatives of the private sector subject to mutual written consent of the Parties;

3. The Joint Working Group will meet annually or otherwise as agreed, alternately in Denpasar or Perth. If the annual meeting cannot be held in certain circumstances, documents shall be exchanged in lieu of such meeting.

Article 7

Confidentiality

If either Party wishes to disclose confidential data and/or information provided by the other Party for the implementation of this MoU, the disclosing Party shall obtain written consent from the other Party prior to the disclosure of such data and/or information.

Article 8

Limitation of Personnel Activities

1. The Parties shall ensure that their personnel engaged in activities under this MoU shall comply with the laws and regulations and respect the sovereignty of both countries by refraining from conducting activities inconsistent with the objectives of this MoU.
2. In the event of each Party's staffs or experts violating paragraph 1 (one) of this Article, the other Party may terminate this MoU and its programs under the scope of cooperation.

Article 9

Settlement of Differences

Any differences arising out of the interpretation or implementation of this MoU shall be settled amicably through diplomatic channel by means of consultation and/or negotiation between the Parties

Article 10

Amendment

1. This MoU may be amended at any time in writing by mutual consent of the Parties. Concerned Party shall notify the other Party concerning the amendment through diplomatic channel. Such amendments shall enter into force on such date as may be determined by the Parties and shall form an integral part of this MoU;
2. Any amendment shall not prejudice the rights and obligations arising from or based on this MoU prior to the date of such amendment.

Article 11

Entry into Force, Duration and Termination

1. This MoU shall enter into force on the date of its signing;
2. This MoU shall be in force for a period of 5 (five) years and may be extended by mutual written consent of the Parties through diplomatic channel;

3. This MoU may be terminated by either party by giving 6 (six) months prior notice in writing to the other Party. Should this MoU be terminated, all arrangements or ongoing programs and activities made under this MoU shall remain in effect until their completion unless agreed otherwise by the Parties.

IN WITNESS WHEREOF, the undersigned, have signed this MoU.

DONE AND SIGNED duplicate in Denpasar on _____ 2020 in Indonesian and English languages, all texts being equally authentic. In case of any difference in interpretation of this MoU, the English text shall prevail.

**FOR THE CITY GOVERNMENT OF
DENPASAR,
BALI PROVINCE,
THE REPUBLIC OF INDONESIA**

FOR THE CITY OF PERTH,

**I. B. RAIDHARMAWIJAYA MANTRA
MAYOR**

LETTER OF INTENT
BETWEEN
THE CITY GOVERNMENT OF DENPASAR
BALI PROVINCE, THE REPUBLIC OF INDONESIA
AND
THE CITY GOVERNMENT OF PERTH
AUSTRALIA
ON
CREATIVE ECONOMY ECOSYSTEMS

The City Government of Denpasar, Bali Province, the Republic of Indonesia and the City Government of Perth, Australia, hereinafter referred as "the Parties";

Desiring to establish friendly relationship between two cities, and to develop mutual understanding as well as favorable cooperation between their citizens;

Recognizing the importance of the principles of equality and mutual benefit;

Pursuant to the prevailing laws and regulations of their respective countries;

Do hereby declare their intention to collaborate in initiatives that support the development of creative economy ecosystem through exchanges and collaboration of skills, knowledge and resources between the two cities, in the following fields:

1. Creative Economy;

Through the creation of an entrepreneur and startup founders exchange program between the city of Perth and Denpasar.

2. Business incubator program and curriculum;

Facilitating and encouraging collaboration and connections between coworking spaces and incubator programs in the city of Perth and Denpasar.

3. Knowledge sharing and technology development;

Engaging in regular knowledge exchange and information sharing regarding initiatives that helps to develop each cities innovation ecosystem.

The implementation of this cooperation will be based on agreed areas and will be followed by the signing of Memorandum of Understanding (MoU) and to be signed by the Parties no later than 1 (one) year after the signing of this document.

Done in duplicate in Perth, Australia on November 26 2018, in two sets of original copies, one each in Indonesian and English, all texts are being equally authentic.

for the City Government of Denpasar,
Bali Province
the Republic of Indonesia,


IDA BAGUS RAI DHARMAWIJAYA MANTRA
MAYOR OF DENPASAR

for The City Government of Perth
Australia


ERIC LUMSDEN
CHAIR OF COMMISSIONERS

PERNYATAAN KEHENDAK
ANTARA
PEMERINTAH KOTA DENPASAR
PROVINSI BALI, REPUBLIK INDONESIA
DAN
PEMERINTAH KOTA PERTH
AUSTRALIA
MENGENAI
EKOSISTEM EKONOMI KREATIF

Pemerintah Kota Denpasar, Provinsi Bali, Republik Indonesia, dan Pemerintah Kota Perth, Australia, selanjutnya disebut sebagai "Para Pihak";

Berkeinginan untuk membentuk hubungan yang baik antara kedua kota dan membangun rasa saling pengertian dan kerja sama yang menguntungkan bagi masyarakat kedua kota;

Mengakui pentingnya prinsip persamaan dan saling menguntungkan;

Tunduk pada hukum dan peraturan yang berlaku di kedua negara;

Dengan ini menyatakan kehendak Para Pihak dalam membentuk kemitraan dan kerja sama sebagai dasar pengembangan ekosistem ekonomi kreatif melalui pertukaran dan kolaborasi keterampilan, pengetahuan dan sumber daya di antara kedua kota tersebut, dalam bidang-bidang berikut:

1. Ekonomi kreatif;

Dengan penciptaan program pertukaran wirausaha dan pemilik usaha rintisan antara kota Perth dan Denpasar.

2. Pengembangan program dan kurikulum inkubator bisnis;

Memfasilitasi dan mendorong kolaborasi dan hubungan antara ruang kerja bersama dan program inkubator di kota Perth dan Denpasar.

3. Pengembangan pengetahuan dan teknologi;

Kota Perth dan Denpasar terlibat dalam pertukaran pengetahuan dan berbagi informasi secara biasa mengenai inisiatif yang membantu mengembangkan ekosistem inovasi masing-masing kota.

Pelaksanaan kerja sama tersebut akan didasarkan pada bidang-bidang yang telah disetujui dan akan ditindaklanjuti dalam penandatanganan Memorandum Saling Pengertian (MSP) yang akan ditanda tangani Para Pihak tidak lebih dari 1 (satu) tahun setelah penandatanganan dokumen ini.

Dibuat secara duplikat di Perth, Australia pada tanggal 26 Nopember 2018 dalam 2 (dua) dokumen asli, masing-masing dalam bahasa Indonesia dan bahasa Inggris, semua naskah memiliki otentitas yang sama.

untuk Pemerintah Kota
Denpasar, Provinsi Bali
Republik Indonesia



IDA BAGUS RAI DHARMAWIJAYA MANTRA
WALIKOTA DENPASAR

untuk Pemerintah Kota
Perth
Australia



ERIC LUMSDEN
CHAIR OF COMMISSIONERS

Event Sponsorship Variation – West Coast Fever

Event Name	West Coast Fever's 2020 Home Season at Perth Arena
------------	--

Applicant Details

Applicant Name	West Coast Fever Netball Club Limited
Entity Type	Australian Public Company
ABN	14 617 497 702
ABN status	Active
ATO Endorsed Charity type	Not endorsed

Applicant Description

1. West Coast Fever (WCF) is Western Australia's premier professional netball team in the domestic netball competition, Suncorp Super Netball.

Variation Details

Original event delivery date	May – August 2020
Revised event delivery date	August – October 2020
Original venue	RAC Arena, Perth
Revised venue	Nissan Arena, Brisbane
Original estimated attendance at Perth Arena	45,000 (across seven home games at Perth Arena)
Actual attendance at Perth Arena	0 (as all seven home games played in Brisbane)
Original amount approved by Council resolution on 30 October 2018 (three year Agreement)	2020 Season: <ul style="list-style-type: none"> • \$140,000 – cash contribution (\$20,000 per home game) • \$10,000 – in-kind support for banner hire.
Recommended amount for Variation	2020 Season: <ul style="list-style-type: none"> • \$20,000 – cash contribution (for the benefits already delivered) <p><i>Note: This is a \$120,000 reduction in cash contribution and \$10,000 reduction in in-kind support for the 2020 season.</i></p>

2. The City of Perth has a three-year (2019 - 2021) strategic sponsorship agreement with West Coast Fever (Fever).
3. The purpose of the sponsorship is to support the Fever in making the full transition to RAC Arena from HBF Stadium in Claremont and stage all seven homes games in the city each year.

4. The 2020 West Coast Fever netball season was originally planned to commence in April however the start of the season was postponed as a result of COVID-19.
5. The National League announced at the end of July that the Queensland Government secured 50 of the 60 regular season matches that were to be played across Brisbane, Sunshine Coast, and some regional centres. This announcement meant that all national teams had to relocate to Queensland and the first six rounds of the season were to be played out of a Queensland “hub”.
6. Following completion of round six, Fever were hopeful to return to Perth. The tentative schedule for September 2020 was five games in Perth; including three West Coast Fever home games and two additional games between visiting teams over three days.
7. At the end of August, it was announced by the Suncorp Super Netball League that the WA Hub had been rejected and Fever’s full season would be played in Queensland with all seven “home” games delivered at the Nissan Arena, Brisbane.

	Original Proposal	Actual / Delivered
Games played in Perth city	<ul style="list-style-type: none"> • Delivery of all seven (7) Fever home games at the RAC Arena, Perth, with anticipated attendance of 49,000 in the City. 	<ul style="list-style-type: none"> • Delivery of zero (0) Fever home games in Perth. • An exhibition game between Fever and a WA All Stars team held on 15 July 2020 at the RAC Arena and attracted 4,200 fans into the city.
Come and Try Clinics	<ul style="list-style-type: none"> • Nine (9) West Coast Fever Come and Try Clinics 	<ul style="list-style-type: none"> • Six (6) West Coast Fever Come and Try Clinics were held in Yagan Square in January 2020.
Complementary events and activations	<ul style="list-style-type: none"> • Annual program of activities including pre-season matches and corporate events such as the Corporate Netball Challenge and Centre Circle Lunch. • Annual Awards Night. 	<ul style="list-style-type: none"> • Game day viewing parties at Perth venues for corporate and (approximately 100 – 150 people) at six city locations. • Fan Engagement Days with family activations <ul style="list-style-type: none"> ○ 15 August – Yagan Square ○ 22 August – Yagan Square ○ 5 September – Yagan Square • Grand Final Viewing Party at RAC Arena. • Annual Awards Night

Previous Support and Acquittals (5-year period)

Year	Amount	Project
2014/15	Nil	
2015/16	Nil	
2016/17	\$85,000 – cash contribution; and \$25,000 – in-kind support for banner hire	West Coast Fever 2017 Season (4 home games at the RAC Arena)
2017/18	\$120,000 – cash contribution	West Coast Fever 2018 Season (5 home games at the RAC Arena)
2018/19	\$140,000 – cash contribution, and \$10,000 – in-kind support for banner hire	West Coast Fever 2019 Season (7 home games at the RAC Arena)
TOTAL	\$380,000	

Comments

8. Due to the relocation of the entire 2020 Suncorp Super Netball season to Queensland, Fever were unable to deliver on their contractual obligations of delivering seven home games at the RAC Arena.
9. A contractual Key Performance Indicator (KPI) is 7,000 spectators in attendance at each home game at the RAC Arena. Based on the original seven home games, this would mean 49,000 visitors to the city, with an estimated \$2.8 million total direct economic impact to the city. The decrease to zero home games in Perth city resulted in a minimal impact from the sponsorship for city businesses and the local community.
10. The corporate partner events and fan engagement days support local businesses by providing opportunities for engagement and increased patronage. However, due to small attendance numbers, the economic benefit is not considered significant.
11. It is recommended that the funding for the 2020 Season be reduced due to the significantly reduced outcomes expected for the community across visitation, economic impact, opportunities for community connection and vibrancy.
12. It is noted that some contractual benefits, such as six 'Come and Try Clinics' have already been delivered and this is reflected in the recommendation to support the Fever with a \$20,000 sponsorship.
13. The City's contracted commitment to support the Fever in 2021 will continue as agreed:
 - \$105,000 – cash contribution (\$15,000 per home game); and
 - \$10,000 – in-kind support for banner hire.

Event Sponsorship Variation – Open House Perth

Event Name	Open House Perth 2020
------------	-----------------------

Applicant Details

Applicant Name	Open House Perth
Entity Type	Australian Public Company
ABN	48160158467
ABN status	Active
ATO Endorsed Charity type	Not endorsed

Applicant Description

1. Open House Perth is a not-for-profit organisation that runs the annual Open House Perth (OHP) event.
2. The event is an annual architecture, design and built environment event, giving access to normally inaccessible locations to the general public for free over two days. The event has been running in Perth for 8 years.
3. OHP aims to create better awareness and demand for good design and help position Perth as a destination for world-class design.

Variation Details

Original event delivery date	November 2020
New event delivery date	Commencing online November 2020
Original venue	Perth city and surrounds
New venue	Online
Original estimated attendance	75,000
New estimated attendance	0 (as the event will be delivered online)
Original amount approved by Council resolution on 30 October 2018	2020 event: <ul style="list-style-type: none"> • \$40,000 – cash contribution
Recommended amount for Variation	2020 Event: <ul style="list-style-type: none"> • \$20,000 – cash contribution (specifically for the event website development) <p><i>Note: This is a \$20,000 reduction in cash contribution for the 2020 event.</i></p>

Original Proposal

1. The City of Perth has a two-year (2019 and 2020) event sponsorship commitment to Open House Perth to support the annual delivery of the two-day event across Perth city and the surrounds, free of charge to the general public.
2. The 2020 event planned to showcase design across the Perth metropolitan area, with an emphasis on Perth city, through the opening of a wide range of normally inaccessible venues.
3. When the sponsorship was approved by Council in July 2019 it had been assessed as having the following benefits for the City of Perth community:
 - a. An estimated 75,000 visitors to Perth over the OHP weekend;
 - b. Showcasing approximately 100 destinations across the Perth metropolitan area (of which 40 to 50 of these destinations were anticipated to be within the City of Perth local government area); and
 - c. Act as a catalyst for positive change in the WA built environment. With the Perth CBD as the core of the annual event, OHP showcases the city as a global leader, provides activation of city spaces and assists in generating interest in the local design, architecture and construction industries.

Revised Proposal

4. Due to COVID-19 Open House Perth considers there is too much risk in staging a physical event in 2020. This is based on perceived risks to public safety and an uncertain funding environment (The City of Perth sponsorship of \$40,000 represents approximately 19% of the total budget of \$210,000 in a normal event year).
5. Open House Perth plan to develop an online program for 2020.
6. This alternative proposal for the online program includes:
 - a. Digital Annual Event (14-15 November 2020)
Video/pictorial tours of projects online via their website, Instagram, Facebook and YouTube.
 - b. 'What if Perth' (14, 28 October and 11 November 2020)
Online (via webinar) presentations of unbuilt projects by 6 different design practices; promoting local business places and key learning objectives / inspirational outcomes.
 - c. Open House Worldwide (14-15 November 2020)
Working with more than 50 other international Open House cities to promote Perth through a small selection of locations, video interviews and presentations. The festival will be broadcasted digitally from the Open House Worldwide website in a non-stop stream over the course of 48 hours.
 - d. Design Matters (25 November, 10 December and 4 talks in 2021)
Online presentation of local design industry experts and key interstate invitees, presented via the website, YouTube and other social media platforms. The 4th December event will take place at the Rechabite.
7. Open House Perth note that the highest costs (up to \$30,000) for the new online format include upgrading the website infrastructure to handle the increased complexity in uploading and hosting the information.

Previous Support and Acquittals (5-year period)

Year	Amount	Project
2015/16	\$40,000	Open House Perth 2015
2016/17	\$45,000	Open House Perth 2016
2017/18	\$37,500	Open House Perth 2017
2018/19	\$50,000	Open House Perth 2018
2019/20	\$40,000	Open House Perth 2019
TOTAL	\$212,500	

Comments

8. The variation submitted by Open House Perth was reviewed by subject matter experts at the City of Perth who provided the following comments:
 - a. The variation application lacked detail, which made it difficult to fully understand how the proposed program would benefit the City, its ratepayers and community.
 - b. An online event will have significantly reduced benefits for the Perth local businesses and community as the event traditionally has an attendance of 75,000 across the City of Perth and wider metropolitan area over the event weekend.
 - c. An online event is also likely to have no direct economic benefit to the local community and the value-for-money for the City's investment was not clearly demonstrated.
 - d. The Panel recognised that the digital platform proposed by Open House Perth has been successfully employed by other Open House cities during COVID-19, including Open House Melbourne in July (<https://www.openhousemelbourne.org/melbourne/the-weekend-july-2020/>).
9. The sponsorship variation is recommended at a reduced rate of \$20,000 for the online program. It is recommended that this is specifically tied to the development of the Open House Perth website to facilitate the online programming which would result in ongoing engagement, promotional benefits for Perth and the local design and architecture sectors.
10. It is recognised that Open House Perth provides a valuable platform to engage with the design sector and Perth's public to discuss issues and how the built environment can improve our lives. The City's continued sponsorship, albeit a 50% reduction, should assist Open House Perth to survive the disruption of the COVID-19 pandemic.



City of Perth Financial Activity Statement

30 Sep 2020

Detail	Annual Budget	YTD Budget	Actual	YTD Budget Variance \$	YTD Budget Variance %	
Revenue from Operating Activities						
Operating Grants	932,965	233,241	283,186	49,945	21.4%	✓
Contributions and Donations	687,031	178,008	200,659	22,652	12.7%	✓
Fees and Charges - Waste	10,111,117	8,905,141	9,431,726	526,586	5.9%	✓
Fees and Charges - Community Services	4,615,637	1,241,186	589,262	(651,925)	(52.5%)	✗
Rental and Hire Revenue	4,238,250	1,033,751	965,354	(68,396)	(6.6%)	✗
Parking Fees	50,882,017	11,006,893	13,368,411	2,361,518	21.5%	✓
Fines and Costs	5,096,000	2,270,088	2,379,858	109,770	4.8%	✓
Interest Earned	3,627,896	1,092,724	654,402	(438,322)	(40.1%)	✗
Profit on Disposal of Assets*	614,141	88,214	84,309	(3,905)	(4.4%)	✗
Other Revenue	641,880	166,894	135,650	(31,244)	(18.7%)	✗
Subtotal	81,446,934	26,216,140	28,092,818	1,876,678	7.2%	
Expenses						
Employee Costs	(75,600,890)	(18,977,132)	(17,842,128)	1,135,004	6.0%	✓
Advertising	(3,150,901)	(539,225)	(488,309)	50,916	9.4%	✓
Contractors and Consultants	(37,727,288)	(6,779,275)	(4,264,625)	2,514,650	37.1%	✓
Insurance	(1,073,587)	(268,397)	(271,121)	(2,725)	(1.0%)	✗
Waste Tipping Charges	(3,303,099)	(825,775)	(1,123,807)	(298,032)	(36.1%)	✗
Other Charges	(4,502,287)	(1,127,666)	(985,275)	142,391	12.6%	✓
Materials	(3,206,319)	(816,655)	(599,221)	217,434	26.6%	✓
IT Support and Maintenance	(4,208,425)	(1,052,106)	(1,005,519)	46,587	4.4%	✓
Plant and Fleet Costs	(1,056,616)	(264,154)	(159,238)	104,916	39.7%	✓
Utilities	(3,632,338)	(908,454)	(839,451)	69,003	7.6%	✓
Depreciation*	(36,189,735)	(9,157,497)	(9,318,591)	(161,095)	(1.8%)	✗
Interest Expenses	(386,349)	(123,495)	(122,896)	599	0.5%	✓
Loss on Asset Disposal*	(2,958,594)	0	(48,006)	(48,006)	0.0%	!
Parking Bay Levy	(17,417,303)	(4,354,326)	(4,392,129)	(37,803)	(0.9%)	✗
Other Expenses	(7,707,598)	(1,859,102)	(821,856)	1,037,246	55.8%	✓
Change in Investment Value *	0	0	(249,549)	(249,549)	0.0%	!
Subtotal	(202,121,329)	(47,053,258)	(42,531,721)	4,521,537	9.6%	
Total - Operating Activities	(120,674,395)	(20,837,118)	(14,438,904)	6,398,215	30.7%	
Add Back Non Cash Items*	38,534,188	9,069,283	9,282,288	213,005	2.3%	✓
Net Surplus / (Deficit) from Operations	(82,140,207)	(11,767,835)	(5,156,615)	6,611,220	56.2%	✓
Investing Activities						
Non Operating Grants	5,438,360	0	26,024	26,024	0.0%	!
Purchase of Property, Plant & Equipment	(21,281,430)	(2,969,302)	(1,003,526)	1,965,775	(66.2%)	✗
Construction of Infrastructure	(42,005,933)	(11,550,580)	(6,579,997)	4,970,584	(43.0%)	✗
Proceeds from Sale of Plant & Equipment	1,354,679	0	0	0	0.0%	!
Sub Total - Investing Activities	(56,494,324)	(14,519,882)	(7,557,499)	6,962,383	48.0%	!
Financing Activities						
New Loan Proceeds	10,000,000	0	0	0	0.0%	!
Repayment of Borrowings	(4,680,892)	(1,445,034)	(1,445,034)	0	0.0%	!
Lease Principal Payments	0	0	0	0	0.0%	!
Transfers to Reserves	(64,364,146)	(26,745,701)	(24,928,886)	1,816,815	6.8%	✓
Transfers from Reserves	73,168,374	34,388,574	32,815,000	(1,573,574)	(4.6%)	✗
Sub Total - Financing Activities	14,123,336	6,197,839	6,441,080	243,241	1.7%	✓
Budget Deficiency before Rates	(124,511,195)	(20,089,878)	(6,273,034)	13,816,844	68.8%	✓
Opening Position at 1 July	36,844,431	36,844,431	36,844,431	0	0.0%	
Amount Raised from Rates	98,332,904	98,292,904	98,436,950	144,045	0.1%	✓
Closing Position Surplus (Deficit)	10,666,141	115,047,457	129,008,347	13,960,889	12.1%	✓

* Denotes Non-Cash Item



City of Perth - Net Current Assets

30 Sep 2020

Detail	Annual Budget 2020/21	YTD Budget 2020/21	YTD Actual 2020/21	YTD Variance \$	%	
Current Assets						
Cash & Cash Equivalents - Unrestricted	7,524,453	20,000,000	25,737,697	5,737,697	29%	✓
Cash & Cash Equivalents - Restricted	2,066,022	5,000,000	5,261,008	261,008	5%	✓
Investments - Municipal Fund	25,000,000	70,000,000	68,296,873	(1,703,127)	(2%)	✗
Investments - Reserves	90,000,000	80,000,000	87,986,742	7,986,742	10%	✓
Receivables - Rates	2,400,691	60,000,000	55,962,893	(4,037,107)	(7%)	✓
Receivables - Trade & Other Receivables	8,204,618	7,000,000	6,271,194	(728,806)	(10%)	✓
Inventories	903,909	850,000	798,002	(51,998)	(6%)	✓
Deposits & Prepayments	1,152,689	14,000,000	16,817,147	2,817,147	20%	✗
Sub Total	137,252,382	256,850,000	267,131,556	10,281,556	4%	
Current Liabilities						
Trade & Other Payables	(22,516,806)	(30,000,000)	(29,801,851)	198,149	1%	✓
Borrowings	(4,751,628)	(3,576,788)	(3,468,399)	108,389	3%	✓
Lease Liabilities	(261,229)	(60,000)	(62,356)	(2,356)	(4%)	✗
Contract Liabilities	0	0	(312,657)	(312,657)	0%	!
Provisions	0	0	(82,302)	(82,302)	0%	!
Employee Entitlements	(12,065,755)	(12,000,000)	(11,431,238)	568,762	5%	✓
Sub Total	(39,595,418)	(45,636,788)	(45,158,803)	477,985	(1%)	
Unadjusted Net Assets	97,656,964	211,213,212	221,972,753	10,759,541	5%	✓
Less:						
Restricted Cash - Reserves	(92,066,022)	(85,000,000)	(93,247,750)	(8,247,750)	(10%)	✓
Add:						
Current Portion of Borrowings	4,751,628	3,500,000	3,468,399	(31,601)	(1%)	✗
Employee Benefit Provisions	0	0	82,302	82,302	0%	!
Lease Liabilities	0	60,000	62,356	2,356	4%	✓
Adjusted Net Current Assets	10,342,570	129,773,212	132,338,060	2,564,848	2%	✓
Net Cash Position						
Cash on Hand - Unrestricted	7,524,453	20,000,000	25,737,697	5,737,697	29%	✓
Money Market Instruments - Unrestricted	25,000,000	70,000,000	68,296,873	(1,703,127)	(2%)	✗
Unrestricted Cash	32,524,453	90,000,000	94,034,570	4,034,570		
Cash on Hand - Restricted	2,066,022	5,000,000	5,261,008	261,008	5%	✓
Money Market Instruments Restricted	90,000,000	80,000,000	87,986,742	7,986,742	10%	✓
Restricted Cash	92,066,022	85,000,000	93,247,750	8,247,750		
Net Cash	124,590,475	175,000,000	187,282,320	12,282,320	7%	✓



City of Perth Financial Report

**Financial Statements and Commentary
for the period ending
30 September 2020**



City of Perth Financial Report

Contents

1.0	Balance Sheet commentary	1
2.0	Statement of Comprehensive Income by Program	4
3.0	Statement of Comprehensive Income by Nature and Type	5
4.0	Statement of Financial Position	6
5.0	Statement of Changes in Equity	7
6.0	Statement of Cash Flow	8
7.0	Notes to the Financial Statements	9



City of Perth Financial Report

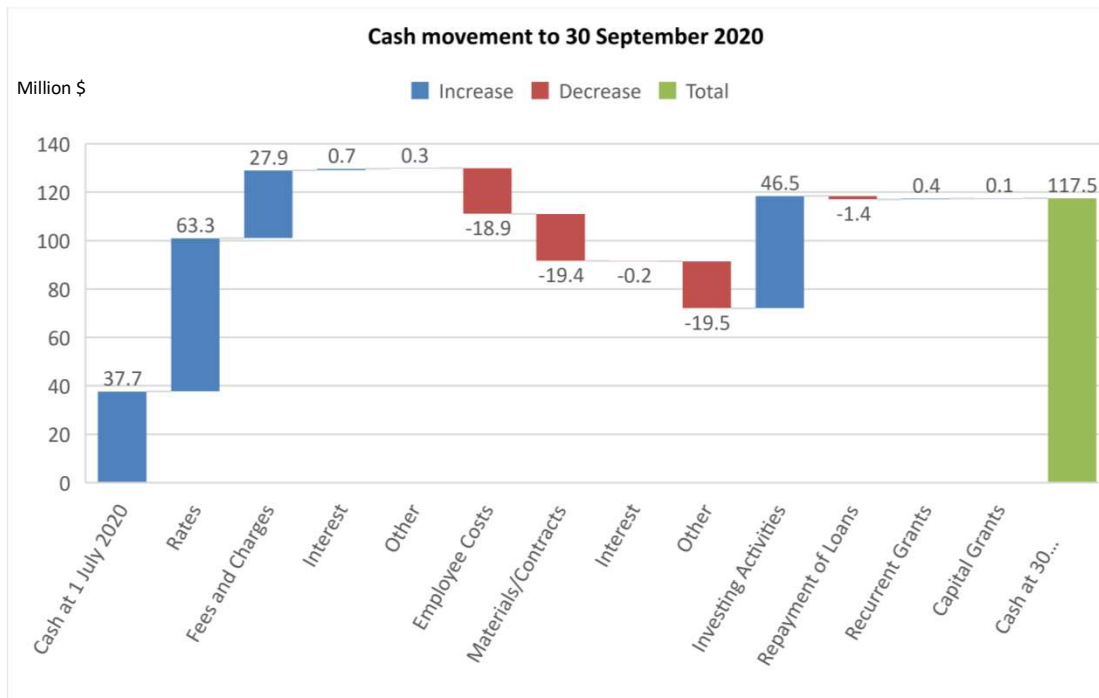
1.0 Balance Sheet commentary for the period ending 30 September 2020

Total net assets at 30 September 2020	\$1,326,774,616
Net current assets at 30 September 2020	\$222,157,306
Current Ratio:	3.91

1.01 Cash and Cash Equivalents

This line includes petty cash and floats, balances held in the Municipal bank accounts, On Call funds and Term Deposits of less than 3 months.

The chart below explains the movement in Cash from 1 July 2020 to 30 September 2020.



1.02 Deposits and Prepayments

Significant Prepayments include Parking Levy of \$13,133,335, insurance premiums of \$742,379, Data 3 Microsoft licenses of \$414,472, Technology One Support and Maintenance of \$349,983 and Pathways Annual Maintenance of \$192,546.

1.03 Other financial assets at amortised cost

This line reports funds held in Term Deposits with a maturity of greater than 3 months.



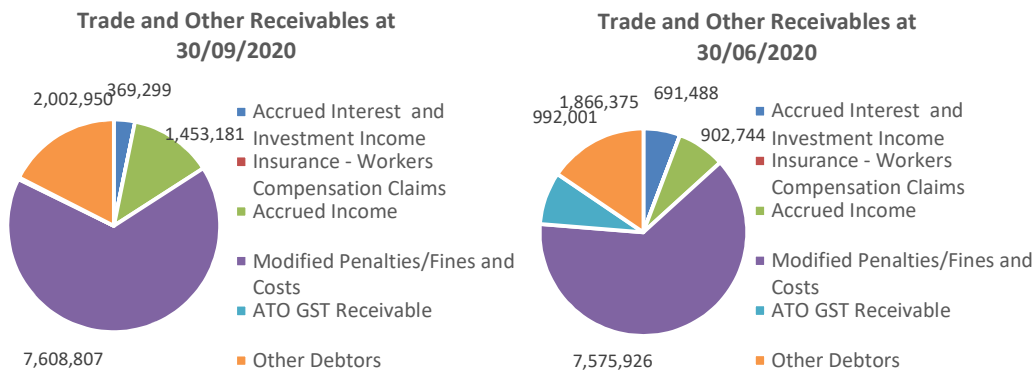
City of Perth Financial Report

1.0 Balance Sheet commentary for the period ending 30 September 2020 (continued)

1.04 Trade and Other Receivables (current)

Current trade and other receivables include rates, rental and events income, GST receivable and fines and infringements.

Debtor days are currently 39.21, an improvement on August (42.28) due to an end of year adjustment for credit notes originally raised in July. In September \$612,930 debts were overdue > 90 days including \$339,851 deemed unrecoverable for which provision has been made in full.



1.05 Other Financial Assets at amortised cost

The City holds Mortgage Backed Securities to the value of \$2,351,502.

1.06 Financial Assets at fair value through profit and loss

This line discloses the City's 10,000 units share of Local Government House. WALGA revalues the units annually and the City makes financial adjustments accordingly.

1.07 Right of Use Assets

Under AASB16 leases must be recognised as liabilities with the corresponding asset also brought on and depreciated over the term of the lease. Currently three assets under lease have been brought on: AMP Access Ramp; Allendale/Trinity underpass and City Arcade/Trinity Underpass.

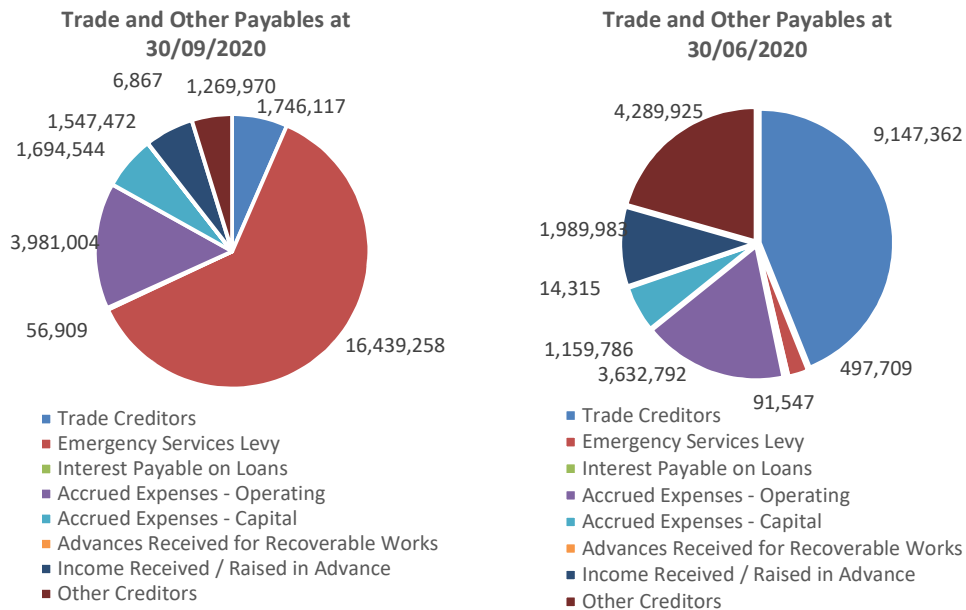


1.0 Balance Sheet commentary for the period ending 30 September 2020 (continued)

1.08 Trade and Other Payables

Trade and Other Payables include Bonds and retentions held, parking cards, trade creditors, accrued payroll and general accruals.

Average age of creditor invoices due for payment is currently 17.65 days.



1.09 Employee Benefits

Employee benefits includes Annual Leave and Long Service Leave entitlements and are accrued monthly. Long Service Leave is reconciled annually to anticipated probability of entitlement.

1.10 Lease Liabilities

Under AASB16 leases must be recognised as liabilities with the corresponding asset also brought on and depreciated over the term of the lease. Currently only three leases have been brought on in this way and all relate to properties leased.

1.11 Contract Liabilities

Under AASB15 and AASB1058 revenue for which performance obligations have not yet been met must be held as a liability and released when the goods/services relating to the contract have been provided or the asset completed.

Contract liabilities include \$1.425m PTA contract revenue for Moore Street capital works. and \$528,243 Main Roads for Parliament House Street Lighting



City of Perth Financial Report

2.0 Statement of Comprehensive Income for the period ending 30 September 2020 by Program

Detail	Note	*Budget 2020/2021	** Revised Budget YTD	Actual YTD 30/09/2020	YTD Variance	
Operating Revenue						
Governance		469,201	116,290	158,864	42,574	36.6%
General Purpose Funding Rates		102,412,800	99,532,628	99,105,814	(426,814)	(0.4%)
General Purpose Funding Other		-	-	-	-	-
Law, Order, Public Safety		447,750	108,087	97,504	(10,583)	(9.8%)
Health		1,182,500	287,700	28,807	(258,893)	(90.0%)
Education and Welfare		1,952,000	495,750	351,807	(143,943)	(29.0%)
Housing		-	-	-	-	-
Community Amenities		10,413,081	8,974,966	9,421,537	446,571	5.0%
Recreation and Culture		780,418	154,344	193,150	38,806	25.1%
Transport		55,947,617	13,271,480	15,774,670	2,503,190	18.9%
Economic Services		5,573,997	1,394,086	1,292,049	(102,037)	(7.3%)
Other Property and Services		82,000	20,500	26,462	5,962	29.1%
Total Operating Income		179,261,364	124,355,831	126,450,664	2,094,833	1.7%
Operating Expenditure						
Governance		(21,556,338)	(3,996,123)	(3,716,910)	(279,213)	7.0%
General Purpose Funding		(1,234,324)	(371,229)	(305,840)	(65,389)	17.6%
Law, Order, Public Safety		(8,659,278)	(2,173,107)	(1,827,406)	(345,701)	15.9%
Health		(3,088,219)	(779,613)	(668,369)	(111,244)	14.3%
Education and Welfare		(3,670,148)	(921,001)	(807,686)	(113,315)	12.3%
Housing		-	-	-	-	-
Community Amenities		(24,574,863)	(6,054,108)	(5,104,273)	(949,835)	15.7%
Recreation and Culture		(25,771,932)	(5,716,226)	(4,986,691)	(729,535)	12.8%
Transport		(82,803,007)	(19,312,242)	(18,015,803)	(1,296,439)	6.7%
Economic Services		(20,753,761)	(5,900,874)	(5,758,003)	(142,871)	2.4%
Other Property and Services		(6,724,519)	(1,705,239)	(940,242)	(764,997)	44.9%
Total Operating Expenditure		(198,836,389)	(46,929,763)	(42,131,223)	(4,798,540)	10.2%
Net from Operations		(19,575,025)	77,426,068	84,319,441	6,893,373	8.9%
Finance Costs						
		(386,349)	(123,495)	(95,313)	(28,182)	22.8%
Net Result		(19,961,374)	77,302,573	84,224,128	6,865,191	8.9%
Grants/Contributions						
Non-operating Grants and Contributions		5,438,360	-	-	-	-
Total Grants/Contributions		5,438,360	-	-	-	-
Disposal/Write Off of Assets						
Gain/(Loss) on Disposal of Assets	2	(2,344,453)	(713)	36,301	37,014	(5191.3%)
Change in net assets resulting from operations before significant items		(16,867,467)	77,301,860	84,260,429	6,902,205	8.9%
Significant Items						
Distribution from TPRC		-	-	-	-	-
Initial Recognition of Assets		-	-	26,024	26,024	-
Contributed Assets		-	-	-	-	-
Change in net assets resulting from operations after significant items		(16,867,467)	77,301,860	84,286,453	6,928,229	9.0%

*/** 2020/2021 Budget adopted by Council on 4 August 2020



City of Perth Financial Report

3.0 Statement of Comprehensive Income for the period ending 30 September 2020 by Nature or Type

Detail	Note	*Budget 2020/2021	Revised Budget YTD	Actual YTD 30/09/2020	YTD Variance	
Operating Revenue						
Rates		98,332,904	98,227,905	98,691,703	463,798	0.5%
Grants and Contributions for Non Capital Purposes		1,584,996	411,249	483,846	72,597	17.7%
Fees and Charges		75,073,688	24,457,059	26,734,610	2,277,551	9.3%
Interest and Investment Income		3,627,896	1,092,724	404,853	(687,871)	(63.0%)
Other Revenue		641,880	166,894	135,652	(31,242)	(18.7%)
Total Revenue from Operating Activities		179,261,364	124,355,831	126,450,664	2,094,833	1.7%
Operating Expenditure						
Employee Costs		(75,525,890)	(18,977,132)	(17,834,499)	(1,142,633)	6.0%
Materials and Contracts		(57,318,437)	(11,404,855)	(8,625,994)	(2,778,861)	24.4%
Utilities		(3,632,338)	(908,454)	(839,451)	(69,003)	7.6%
Depreciation and Amortisation		(36,189,735)	(9,157,497)	(9,318,590)	161,093	(1.8%)
Interest		(386,349)	(123,495)	(122,896)	(599)	0.5%
Insurance		(1,073,587)	(268,397)	(271,121)	2,724	(1.0%)
Expenses Provision		(655,791)	(135,127)	(339,386)	204,259	(151.2%)
Other Expenses from Ordinary Activities		(24,440,611)	(6,078,300)	(4,874,599)	(1,203,701)	19.8%
Total Expenses from Ordinary Activities		(199,222,738)	(47,053,258)	(42,226,536)	(4,826,722)	10.3%
Change in Net Assets from Ordinary Activities before Capital Amounts		(19,961,374)	77,302,574	84,224,128	6,921,554	9.0%
Grants/Contributions						
Grants and Contributions- Capital		5,438,360	-	-	-	-
Net Operating Surplus		(14,523,014)	77,302,574	84,224,128	6,921,554	9.0%
Disposal/Write Off of Assets	2	(2,344,453)	(713)	36,301	37,014	(5191.3%)
Significant Items						
Distribution from TPRC		-	-	-	-	-
Initial Recognition of Assets		-	-	26,024	26,024	-
Contributed Assets		-	-	-	-	-
Change in net assets resulting from operations after capital amounts and significant items		(16,867,467)	77,301,861	84,286,453	6,984,591	9.0%

*/** 2020/2021 Budget adopted by Council on 4 August 2020



City of Perth Financial Report

4.0 Statement of Financial Position as at 30 September 2020

Detail	Note	30/09/2020	30/06/2020
Current Assets			
Cash and Cash Equivalents	11	117,511,680	37,727,249
Deposits/Prepayments	4	16,817,147	1,961,292
Other financial assets at amortised cost	3, 11	69,955,193	123,229,198
Trade and Other Receivables	5	6,271,194	6,893,356
Rates Receivable	1	55,962,893	2,552,460
Inventories		798,002	806,691
Total Current Assets		267,316,109	173,170,246
Non Current Assets			
Other financial assets at amortised cost	3	2,351,502	2,370,916
Financial assets at fair value through profit and loss	3	178,053	178,053
Trade and Other Receivables	5	45,070	42,539
Investments accounted for using the equity method	3	10,271,152	9,999,506
Property, Plant and Equipment	8	697,318,854	702,541,598
Infrastructure	8	367,559,507	372,071,666
Right of Use Assets	8	3,176,298	3,201,792
Capital Work in Progress	8	34,935,180	27,351,655
Total Non Current Assets		1,115,835,616	1,117,757,725
Total Assets		1,383,151,725	1,290,927,971
Current Liabilities			
Trade and Other Payables	6	29,801,851	20,894,382
Employee Benefits	7	11,431,238	11,071,830
Provisions	7	82,302	80,000
Lease Liabilities		62,356	61,830
Contract Liabilities		312,657	264,042
Loan Liability	9	3,468,399	4,233,037
Total Current Liabilities		45,158,803	36,605,121
Non Current Liabilities			
Employee Benefits	7	1,954,198	1,954,198
Lease Liabilities		3,165,327	3,181,311
Contract Liabilities		2,233,243	2,153,243
Loan Liability	9	3,865,538	4,545,934
Total Non Current Liabilities		11,218,306	11,834,686
Total Liabilities		56,377,109	48,439,807
Net Assets		\$1,326,774,616	\$1,242,488,164
Equity			
Accumulated Surplus		800,890,734	708,718,168
Asset Revaluation Reserve	10	432,636,132	432,636,132
Reserves - cash/financial asset backed	10	93,247,750	101,133,864
Total Equity		\$1,326,774,616	\$1,242,488,164



City of Perth Financial Report

5.0 Statement of Changes in Equity for the period ending 30 September 2020

Detail	Accumulated Surplus	Asset Revaluation Reserve	Reserves Cash/Investment Backed	Total Equity
Balance at 1 July 2019	\$	\$	\$	\$
New Accounting Standards	692,525,125	469,921,563	104,338,816	1,266,785,504
Change in Accounting Policy	(100,530)	-	-	(100,530)
Net result	13,279,574			13,279,574
Revaluation of Assets	-	(39,524,472)		(39,524,472)
Asset Revaluation Reserve Transfers	(190,954)	2,239,041	-	2,048,087
Reserve Transfers	3,204,953		(3,204,953)	-
Balance at 30 June 2020	\$708,718,168	\$432,636,132	\$101,133,863	\$1,242,488,163
Balance at 1 July 2020	708,718,168	432,636,132	101,133,863	1,242,488,162
Net Result	84,286,453	-	-	84,286,453
Asset Revaluation Reserve Transfers	-	-	-	-
Reserve Transfers	7,886,114	-	(7,886,114)	-
Balance at the end of the reporting period	\$800,890,734	\$432,636,132	\$93,247,749	\$1,326,774,614



City of Perth Financial Report

6.0 Statement of Cash Flows for the period ending 30 September 2020

	Note	*Budget 2020/2021	YTD Actual 30/09/2020	YTD Variation	
Cash Flows from Operating Activities					
Receipts					
Rates		97,832,904	63,319,344	(34,513,560)	(35.3%)
Fees and Charges		74,473,687	27,936,713	(46,536,974)	(62.5%)
Interest		3,877,896	727,042	(3,150,854)	(81.3%)
Other		2,126,876	254,950	(1,871,926)	(88.0%)
		<u>178,311,363</u>	<u>92,238,049</u>	<u>(86,073,314)</u>	<u>(48.3%)</u>
Payments					
Employee Costs		(76,075,890)	(18,899,169)	57,176,721	75.2%
Materials and Contracts		(56,668,437)	(19,448,835)	37,219,602	65.7%
Interest		(386,350)	(157,534)	228,816	59.2%
Other		(30,012,326)	(19,457,892)	10,554,434	35.2%
		<u>(163,143,003)</u>	<u>(57,963,430)</u>	<u>105,179,573</u>	<u>64.5%</u>
Net Cash Flows from Operating Activities	12	15,168,360	34,274,619	19,106,260	(126.0%)
Cash Flows from Investing Activities					
Distribution from TPRC		-	-	-	-
Proceeds from Disposal of Assets		1,354,679	504,131	(850,548)	(62.8%)
Proceeds from Disposal of Investments		-	63,527,433	63,527,433	-
Purchase Land and Buildings		(10,478,447)	-	10,478,447	(100.0%)
Purchase Infrastructure Assets		(42,662,118)	-	42,662,118	(100.0%)
Purchase Plant and Mobile Equipment		(4,450,365)	-	4,450,365	100.0%
Purchase Office Furniture and Equipment		(6,055,669)	-	6,055,669	(100.0%)
Work in Progress		-	(7,048,767)	(7,048,767)	-
Purchase of Investments		-	(10,505,656)	(10,505,656)	-
Net Cash Flows from Investing Activities		(62,291,920)	46,477,141	108,769,061	(174.6%)
Cash Flows from Financing Activities					
New Loan Proceeds		10,000,000	-	(10,000,000)	(100.0%)
Repayment of Lease Liability		-	(15,458)	(15,458)	-
Repayment of Borrowings		(4,680,892)	(1,445,034)	3,235,858	69.1%
Transfers from/to Reserves		8,804,228	-	(8,804,228)	100.0%
		<u>14,123,336</u>	<u>(1,460,492)</u>	<u>(15,583,828)</u>	<u>110.3%</u>
Cash Flows from Government and Other Parties					
Receipts from Appropriations/Grants					
Recurrent		5,438,360	413,163	(5,025,197)	(92.4%)
Capital		-	80,000	80,000	-
		<u>5,438,360</u>	<u>493,163</u>	<u>(4,945,197)</u>	<u>(90.9%)</u>
Net Increase (Decrease) in Cash Held		(27,561,864)	79,784,431	107,346,296	(389.5%)
Cash at 1 July 2020		60,086,319	37,727,249	(22,359,070)	(37.2%)
Cash at end of reporting period	11	32,524,455	117,511,680	84,987,225	261.3%

*/** 2020/2021 Budget adopted by Council on 4 August 2020



City of Perth Financial Report

7.0 Notes to the Balance Sheet for the period ending 30 September 2020

1 Rates Receivable	Actual YTD 30/09/2020	2019/20 30/06/2020
Outstanding Amount at 30 June 2020	2,552,460	914,187
Rates Levied for the Year	98,473,611	97,914,435
Late Payment Penalties	778	237,011
Ex Gratia Rates	11,854	7,648
Rates Administration Fee	1,608	413,063
Rates Instalment Interest	5	393,101
Back Rates	206,238	345,332
Bins Levy	2,247,025	147,969
Emergency Services Levy	10,367,569	496,976
	113,861,148	100,869,722
Amount Received during the Period	57,898,255	98,317,262
Outstanding Amount at 30 September 2020	\$55,962,893	\$2,552,460
2 Gain/(Loss) on Disposal/Write off of Assets	Annual Budget	Actual YTD 30/09/2020
Land and Buildings		
Proceeds on Disposal	350,004	-
Less: Carrying amount of assets sold/written off	180,000	-
(Loss) on Disposal/Write Off	170,004	-
Infrastructure		
Proceeds on Disposal	-	-
Less: Carrying amount of assets written off	2,722,794	-
(Loss) on Write Off	(2,722,794)	-
Plant and Mobile Equipment		
Proceeds on Disposal	264,137	504,131
Less: Carrying amount of assets sold/written off	55,800	467,830
Loss on Disposal /Write Off	208,337	36,301
Furniture and Equipment		
Proceeds on Disposal	-	-
Less: Carrying amount of assets sold /written off	-	-
(Loss) on Disposal/Write Off	-	-
Gain/(Loss) on Disposal/Write off of Assets	(2,344,453)	36,301
3 Other Financial Assets		
Current	30/09/2020	30/06/2020
Bank/Term Deposits	64,500,000	117,750,000
Managed Funds	5,455,193	5,479,198
Total Current Investments	\$69,955,193	\$123,229,198
Non Current	30/09/2020	30/06/2020
Other financial assets at amortised cost		
Mortgage Backed Securities (MBS)	2,351,502	2,370,916
	2,351,502	2,370,916
Equity in Local Government House	178,053	178,053
Equity in Mindarie Regional Council	6,091,422	6,091,422
Equity in Tamala Park Regional Council	4,179,730	3,908,084
Total financial assets at amortised cost	10,271,152	9,999,506



City of Perth Financial Report

7.0 Notes to the Balance Sheet for the period ending 30 September 2020 (continued)

4 Deposits/Prepayments

	30/09/2020	30/06/2020
Prepaid Insurance	742,379	-
Other	2,941,433	1,961,292
	<u>\$16,817,147</u>	<u>\$1,961,292</u>

5 Trade And Other Receivables

	30/09/2020	30/06/2020
Current		
Accrued Interest and Investment Income	369,299	691,488
Accrued Income	1,453,181	902,744
Modified Penalties/Fines and Costs	7,608,807	7,575,926
<i>Debtors - General:</i>		
Australian Taxation Office - GST Refundable	30,659	992,001
Other Debtors	2,002,950	1,866,375
	<u>11,464,896</u>	<u>12,028,534</u>
Less: Provision for Doubtful Debts	<u>(5,193,702)</u>	<u>(5,135,178)</u>
	<u>\$6,271,194</u>	<u>\$6,893,356</u>
Non Current		
Pensioners' Rates Deferred	45,070	42,539
	<u>\$45,070</u>	<u>\$42,539</u>

6 Trade And Other Payables

	30/09/2020	30/06/2020
Current		
Trade Creditors	1,746,117	9,147,362
Emergency Services Levy	16,439,258	497,709
Interest Payable on Loans	56,909	91,547
Accrued Expenses - Operating	3,981,004	3,632,792
Accrued Expenses - Capital	1,694,544	1,159,786
Advances Received for Recoverable Works	6,867	14,315
Income Received / Raised in Advance	1,547,472	1,989,983
Deposits and Bonds	3,059,710	70,963
Australian Taxation Office - GST Payable	-	-
Other Creditors	1,269,970	4,289,925
	<u>\$29,801,851</u>	<u>\$20,894,382</u>



City of Perth Financial Report

7.0 Notes to the Balance Sheet for the period ending 30 September 2020 (continued)

7 Employee Benefits

	30/09/2020	30/06/2020
Current		
Leave Entitlements		
Annual Leave	5,414,549	5,222,850
Self Funded Leave	264,481	282,365
Motor Vehicle Settlements	-	-
Long Service Leave	5,631,496	5,443,117
Recognition of Employees- Presentations	120,712	123,498
	\$11,431,238	\$11,071,830
Non Current		
Annual Leave	438,821	438,821
Long Service Leave	1,515,377	1,515,377
	\$1,954,198	\$1,954,198
Provisions		
Current		
Workers Compensation	82,302	80,000
	\$82,302	\$80,000

8 Property, Plant and Equipment and Work in Progress

	30/09/2020	30/06/2020
Land - fair value	374,223,986	374,223,986
Less: Accumulated Depreciation	(7,453,292)	(7,322,958)
	366,770,694	366,901,028
Buildings - at fair value	503,843,162	503,843,162
Less: Accumulated Depreciation	(218,859,938)	(215,973,801)
	284,983,224	287,869,361
Leasehold Improvements - at fair value	915,820	915,820
Less: Accumulated Depreciation	(238,797)	(231,549)
	677,023	684,271
Infrastructure Assets - at cost/fair value	624,921,567	624,747,814
Less: Accumulated Depreciation	(257,362,060)	(252,676,148)
	367,559,507	372,071,666
Plant and Mobile Equipment - at cost/fair value	39,694,942	40,845,271
Less: Accumulated Depreciation	(28,599,667)	(28,641,131)
	11,095,275	12,204,140
Office Furniture and Equipment - at cost/fair value	54,871,556	54,871,556
Less: Accumulated Depreciation	(21,078,918)	(19,988,758)
	33,792,638	34,882,798
Property, Plant and Equipment	1,064,878,361	1,074,613,264
Work in Progress - at cost	34,935,180	27,351,655
	34,935,180	27,351,655
Right of Use (Leased) assets	3,302,938	3,302,938
Less: Accumulated Depreciation	(126,640)	(101,146)
	3,176,298	3,201,792
Total Property, Plant and Equipment and Work in Progress	\$1,102,989,839	\$1,101,964,919



City of Perth Financial Report

7.0 Notes to the Balance Sheet for the period ending 30 September 2020 (continued)

8 Property, Plant and Equipment and Work in Progress - Movement at Cost

	Balance 30/06/2020	Acquisitions Actual YTD	Transfers Actual YTD	Discovered/Initial Recognition of Assets Actual YTD	Disposals/ Write off/ Actual YTD	Reclassification Actual YTD	Balance 30/09/2020
Land	374,223,986	-	-	-	-	-	374,223,986
Buildings	503,843,162	-	-	-	-	-	503,843,162
Leasehold Improvements	915,820	-	-	-	-	-	915,820
Infrastructure Assets	624,747,814	-	-	173,753	-	-	624,921,567
Plant and Mobile Equipment	40,845,271	-	-	-	(1,150,329)	-	39,694,942
Office Furniture and Equipment	54,871,556	-	-	-	-	-	54,871,556
Right of Use (Leased) assets	3,302,938	-	-	-	-	-	3,302,938
Work in Progress	27,351,655	7,587,169	(3,644)	-	-	-	34,935,180
	\$1,630,102,202	\$7,587,169	(3,644)	173,753	(1,150,329)	-	\$1,636,709,151

9 Loan Liability

	30/09/2020	30/06/2020
Current		
Loans - Western Australian Treasury Corporation	3,468,399	4,233,037
Non Current		
Loans - Western Australian Treasury Corporation	3,865,538	4,545,934



City of Perth Financial Report

7.0 Notes to the Balance Sheet for the period ending 30 September 2020 (continued)

10 Reserve Funds

Purpose of Reserve Fund	Balance 30/06/2020	Transfer from Accumulated Surplus	Transfer to Accumulated Surplus	Transfer Between Reserves	Balance 30/09/2020
Refuse Disposal and Treatment	4,349,665	12,326	-	-	4,361,991
Concert Hall - Refurbishment and Maint.	6,788,438	18,904	-	-	6,807,342
Asset Enhancement	25,030,765	71,767	(1,000,000)	-	24,102,532
Parking Levy	8,403,351	5,036,913	(16,000,000)	10,000,000	7,440,264
Art Acquisition	350,008	990	-	-	350,998
Heritage Incentive	707,291	2,005	-	-	709,296
Parking Facilities Development	28,666,159	82,788	-	(10,000,000)	18,748,947
Employee Entitlements	2,018,137	5,719	-	-	2,023,856
David Jones Bridge	397,653	1,127	-	-	398,780
Bonus Plot Ratio	685,033	1,940	-	-	686,973
Enterprise and Initiative	6,462,578	18,313	-	-	6,480,891
Public Art	559,518	51,519	-	-	611,037
Council House Refurbishment	1,508,928	4,943	(500,000)	-	1,013,871
Technology Upgrade	2,727,861	7,288	-	-	2,735,149
Major Infrastructure	5,917,556	6,008,766	-	-	11,926,322
Provisional Capital	1,525,957	-	(1,525,957)	-	-
Organisational Reform	5,034,966	14,535	(200,000)	-	4,849,501
Covid 19 Rebound Reserve	-	5,115,000	(5,115,000)	-	-
	101,133,864	16,454,843	(24,340,957)	-	93,247,750
* Asset Revaluation	432,636,132	-	-	-	432,636,132
	\$533,769,996	16,454,843	(24,340,957)	-	\$525,883,882

* The Asset Revaluation Reserve is a non cash backed reserve and cannot be used ,except for adjustments to fixed assets on their revaluation, disposal or write off.



City of Perth Financial Report

7.0 Notes to the Balance Sheet for the period ending 30 September 2020 (continued)

11 Cash Reconciliation

	30/09/2020	30/06/2020
Cash and Cash Equivalents	117,511,680	37,727,249
Short Term Cash Investments	69,955,193	123,229,198
	\$187,466,873	\$160,956,447

12 Reconciliation of Net Cash Provided By Operating Activities to Operating Surplus

	30/09/2020	30/06/2020
Change in Net Assets Resulting from Operations	84,260,429	(782,008)
Adjustment for items not involving the movement of Funds:		
Depreciation	9,318,590	38,559,160
Doubtful Debts	58,524	683,455
(Gain)/Loss on Disposal/Write off/Contribution of Assets	(36,301)	1,477,961
	93,601,242	39,938,568
Revenues Provided By :		
Government Grants	(493,163)	(6,566,563)
	(493,163)	(6,566,563)
Change in Operating Assets and Liabilities		
Add Back		
Decrease in Inventories	8,689	22,918
Decrease in Accrued Interest and Dividend Income	322,189	177,344
Decrease in Deferred Debtors	-	16,754
Increase in Income Received /Raised in Advance	-	41,671
Increase in Accrued Expenses	348,212	296,668
Increase in Provisions	361,710	454,913
Increase in Trade and Other Payables	8,509,091	-
Increase in Contract Liabilities	128,615	2,417,285
Deduct		
Decrease in Trade and Other Payables	-	(4,388,533)
Decrease in Income Received /Raised in Advance	(449,959)	-
Decrease in Accrued Interest Payable	(34,638)	(61,164)
Increases in Deferred Debtors	(2,531)	-
Increase in Trade and Other Receivables	(52,618,547)	(1,065,989)
Increase in Prepayments	(14,855,855)	(577,199)
Increase in Accrued Income	(550,437)	(9,839)
	(58,833,461)	(2,675,171)
Net Cash Provided by Operating Activities	\$34,274,619	\$30,696,834



City of Perth Financial Report

7.0 Notes to the Balance Sheet for the period ending 30 September 2020 (continued)

13 Ratios

	30/09/2020	30/06/2020
1 Current Ratio		
<u>Current Assets minus Restricted Assets</u>		
Current Liabilities minus Liabilities associated with Restricted Assets	3.91	2.03
2 Debt Ratio		
<u>Total Liabilities</u>		
Total Assets	4.08%	3.75%
3 Debt Service Ratio		
<u>Debt Service Cost</u>		
Available Operating Revenue	59.78%	6.68%
4 Rate Coverage Ratio		
<u>Net Rate Revenue</u>		
Operating Revenue	78.38%	51.99%
5 Outstanding Rates Ratio		
<u>Rates Outstanding</u>		
Rates Collectable	49.15%	2.53%
6 Untied Cash to Unpaid Creditors Ratio		
<u>Untied Cash</u>		
Unpaid Trade Creditors	55.31	6.80
7 Gross Debt to Revenue Ratio		
<u>Gross Debt</u>		
Total Revenue	5.80%	4.59%
8 Gross Debt to Economically Realisable Assets Ratio		
<u>Gross Debt</u>		
Economically Realisable Assets	0.72%	0.96%

Restricted Assets includes reserve funds and tied contributions not utilised at 30 September 2020.



Core Services - Year to Date Variances

Detail	YTD Budget	YTD Actuals	YTD Variance	YTD Variance %	Comments on Material Variances - Year to Date
Summary Service Unit Variances					
CEO Alliance					
Service Unit					
Audit and Risk	188,387	180,635	7,752	4.1%	✓
Chief Executive Officer	308,241	463,730	(155,489)	(50.4%)	✗
Corporate Communications	709,936	680,577	29,359	4.1%	✓
Executive Services	215,343	166,080	49,263	22.9%	✓
Governance	715,692	557,881	157,811	22.1%	✓
Net Operating Result after Allocations	2,137,599	2,048,903	88,696	4.1%	
Corporate Services Alliance					
Service Unit					
Financial Services	(101,172,017)	(99,435,937)	(1,736,080)	(1.7%)	✗
Corporate Services	(2,246,288)	(1,712,473)	(533,815)	(23.8%)	✗
ICT	0	32,605	(32,605)	0.0%	!
Human Resources	0	11,099	(11,099)	0.0%	!
Strategy and Reporting	473,061	400,953	72,108	15.2%	✓
Net Operating Result after Allocations	(102,945,244)	(100,703,753)	(2,241,491)	2.2%	
Community Development Alliance					
Service Unit					
Activation and Cultural Experience	1,200,345	1,088,350	111,995	9.3%	✓
Community Safety and Amenity	2,587,424	2,600,517	(13,093)	(0.5%)	✗
Community Services	2,801,022	2,749,612	51,410	1.8%	✓
Customer Experience	98,854	76,244	22,610	22.9%	✓
Marketing	243,579	249,114	(5,535)	(2.3%)	✗
Net Operating Result after Allocations	6,931,224	6,763,837	167,387	2.4%	
Planning and Economic Development Alliance					
Service Unit					
Planning and Economic Development	113,184	99,723	13,461	11.9%	✓
Economic Development	720,635	683,327	37,308	5.2%	✓
Development Approvals	731,018	771,587	(40,569)	(5.5%)	✗
City Planning	773,436	629,040	144,396	18.7%	✓
Transport and Urban Design	1,018,606	933,818	84,788	8.3%	✓
Net Operating Result after Allocations	3,356,879	3,117,495	239,384	7.1%	
Infrastructure and Operations Alliance					
Service Unit					
Operations	(1,643,444)	(3,315,690)	1,672,246	101.8%	✓
Infrastructure and Operations	0	732	(732)	0.0%	!
Parking Services	2,270,563	(924,090)	3,194,653	140.7%	✓
Infrastructure and Assets	8,172,453	7,140,083	1,032,370	12.6%	✓
Net Operating Result after Allocations	8,799,572	2,901,035	5,898,537	67.0%	



Core Services - Year to Date Variances

Attachment D (1)

Detail	YTD Budget	YTD Actuals	YTD Variance	YTD Variance %	Comments on Material Variances - Year to Date
Detailed Subservice Variances					
CEO Alliance					
CEO Alliance Admin					
Expenditure - Cash	184,669	189,478	(4,809)	(2.6%)	✘
Internal Allocation	47,191	45,880	1,311	2.8%	✔
Net Operating Result after Allocations	231,860	235,358	(3,498)	(1.5%)	
CEO Alliance					
Internal Audit					
Expenditure - Cash	64,942	68,422	(3,480)	(5.4%)	✘
Internal Allocation	33,584	30,040	3,544	10.6%	✔ Under allocation from council house maintenance.
Net Operating Result after Allocations	98,526	98,462	64	0.1%	
CEO Alliance					
Advocacy and Inter-Govt Relations					
Expenditure - Cash	44,923	199,388	(154,465)	(343.8%)	✘ Contract settlement.
Internal Allocation	15,583	14,558	1,025	6.6%	✔
Net Operating Result after Allocations	60,506	213,946	(153,440)	(253.6%)	
CEO Alliance					
Stakeholder Management					
Expenditure - Cash	10,593	9,279	1,314	12.4%	✔
Internal Allocation	5,282	5,147	135	2.6%	✔
Net Operating Result after Allocations	15,875	14,426	1,449	9.1%	
CEO Alliance					
Risk Management					
Expenditure - Cash	35,901	30,657	5,244	14.6%	✔ Timing variance business continuity testing and risk management roadmap.
Internal Allocation	14,018	12,466	1,552	11.1%	✔ Under allocation mainly from IT.
Net Operating Result after Allocations	49,919	43,123	6,796	13.6%	
CEO Alliance					
Business Continuity					
Expenditure - Cash	25,317	25,947	(630)	(2.5%)	✘
Internal Allocation	14,625	13,103	1,522	10.4%	✔ Under allocation mainly from IT.
Net Operating Result after Allocations	39,942	39,050	892	2.2%	
CEO Alliance					
Communications					
Expenditure - Cash	170,069	143,611	26,458	15.6%	✔ Vacant position partly causing the underspent has been filled. Staff within team are also working reduced hours.
Internal Allocation	79,299	74,515	4,784	6.0%	✔ Under allocation from council house maintenance.
Net Operating Result after Allocations	249,368	218,126	31,242	12.5%	



Core Services - Year to Date Variances

Attachment D (1)

Detail	YTD Budget	YTD Actuals	YTD Variance	YTD Variance %	Comments on Material Variances - Year to Date
CEO Alliance					
Creative Services					
Expenditure - Cash	136,624	110,742	25,882	18.9%	✔ Timing variance in subscriptions.
Internal Allocation	58,107	54,556	3,551	6.1%	✔
Net Operating Result after Allocations	194,731	165,298	29,433	15.1%	
CEO Alliance					
Digital Channels					
Expenditure - Cash	208,513	242,711	(34,198)	(16.4%)	✘ Timing variance on website consultancy and contractors budget to be adjusted at mid year review.
Internal Allocation	57,324	54,442	2,882	5.0%	✔
Net Operating Result after Allocations	265,837	297,153	(31,316)	(11.8%)	
CEO Alliance					
Executive Administrative Services					
Net Operating Result after Allocations	0	0	0	0.0%	
CEO Alliance					
Governance					
Expenditure - Cash	560,025	434,353	125,672	22.4%	✔ Timing variance in relation to elected members allowances, sitting fees and commissioners fees.
Expenditure - non Cash	766	0	766	100.0%	✔
Internal Allocation	122,009	109,720	12,289	10.1%	✔ Under allocation mainly from legal services, corporate services administration and council house maintenance.
Net Operating Result after Allocations	682,800	544,073	138,727	20.3%	
CEO Alliance					
Policy Development					
Expenditure - Cash	24,208	7,917	16,291	67.3%	✔ Vacant position causing the underspend has been recently filled.
Internal Allocation	26,848	24,090	2,758	10.3%	✔ Under allocation mainly from business systems and corp service alliance admin.
Net Operating Result after Allocations	51,056	32,007	19,049	37.3%	
CEO Alliance					
Legal Services					
Expenditure - Cash	170,225	107,825	62,400	36.7%	✔ Vacant position
Internal Recovery	(175,512)	(111,987)	(63,525)	(36.2%)	✘ Under recovery due to vacant position
Internal Allocation	5,287	4,162	1,125	21.3%	✔ Under allocation from council house maintenance.
Net Operating Result after Allocations	0	0	0	0.0%	
CEO Alliance					
Civic and Hospitality Services					
Expenditure - Cash	58,378	76,225	(17,847)	(30.6%)	✘ Timing variance in catering expenses.
Internal Recovery	0	(14,939)	14,939	0.0%	! Budget for internal catering services to be addressed at the mid year budget review.
Internal Allocation	43,128	40,186	2,942	6.8%	✔
Net Operating Result after Allocations	101,506	101,472	34	0.0%	



Core Services - Year to Date Variances

Attachment D (1)

Detail	YTD Budget	YTD Actuals	YTD Variance	YTD Variance %	Comments on Material Variances - Year to Date
CEO Alliance					
Citizenship					
Expenditure - Cash	41,975	12,093	29,882	71.2%	✔ Timing variance related to citizenship ceremonies.
Internal Allocation	20,806	20,508	298	1.4%	✔
Net Operating Result after Allocations	62,781	32,601	30,180	48.1%	
CEO Alliance					
Internal Printing Services					
Expenditure - Cash	24,349	14,153	10,196	41.9%	✔ Timing variance on printer maintenance
Expenditure - non Cash	0	764	(764)	0.0%	⚠
Internal Recovery	0	(9,559)	9,559	0.0%	⚠ Recovery for the cost of service from internal printing requests. This budget will be addressed at the mid year review.
Internal Allocation	8,543	8,450	93	1.1%	✔
Net Operating Result after Allocations	32,892	13,808	19,084	58.0%	
CEO Alliance					
Council Support					
Net Operating Result after Allocations	0	0	0	0.0%	
Corporate Services Alliance					
Integrated Strategic Planning					
Expenditure - Cash	85,787	34,559	51,228	59.7%	✔ Timing variance in consultancy for corporate planning, reporting and stakeholder framework development.
Internal Allocation	14,132	13,851	281	2.0%	✔
Net Operating Result after Allocations	99,919	48,410	51,509	51.6%	
Corporate Services Alliance					
Corporate Recovery					
Expenditure - Cash	20,155	49,677	(29,522)	(146.5%)	✘ Timing variance in consultancy expenses.
Internal Allocation	11,385	10,951	434	3.8%	✔
Net Operating Result after Allocations	31,540	60,628	(29,088)	(92.2%)	
Corporate Services Alliance					
Integrated Corporate Performance					
Expenditure - Cash	26,832	27,726	(894)	(3.3%)	✘
Internal Allocation	7,969	8,159	(190)	(2.4%)	✘
Net Operating Result after Allocations	34,801	35,885	(1,084)	(3.1%)	
Corporate Services Alliance					
Organisational Capability					
Expenditure - Cash	69,003	39,363	29,640	43.0%	✔ Timing variance in consultancy for Organisational culture program.
Internal Allocation	5,317	6,105	(788)	(14.8%)	✘
Net Operating Result after Allocations	74,320	45,468	28,852	38.8%	



Core Services - Year to Date Variances

Attachment D (1)

Detail	YTD Budget	YTD Actuals	YTD Variance	YTD Variance %	Comments on Material Variances - Year to Date
Corporate Services Alliance					
Organisational Systems Improvement					
Expenditure - Cash	36,689	37,281	(592)	(1.6%)	✘
Internal Allocation	7,082	7,274	(192)	(2.7%)	✘
Net Operating Result after Allocations	43,771	44,555	(784)	(1.8%)	
Corporate Services Alliance					
Project Management Office					
Expenditure - Cash	105,621	84,897	20,724	19.6%	✔ Timing variance in staff training \$13k and unpaid leave \$8k.
Internal Allocation	83,089	81,110	1,979	2.4%	✔
Net Operating Result after Allocations	188,710	166,007	22,703	12.0%	
Corporate Services Alliance					
Corporate Service Alliance Admin					
Expenditure - Cash	171,250	139,414	31,836	18.6%	✔ \$31k timing variance across stationery, catering ,printing, staff salary.
Internal Recovery	(191,278)	(157,429)	(33,849)	(17.7%)	✘ Under recovery due to \$31k timing variance across stationery, catering ,printing and staff salary.
Internal Allocation	20,029	18,016	2,013	10.1%	✔
Net Operating Result after Allocations	1	1	0	0.0%	
Corporate Services Alliance					
Financial Services					
Expenditure - Cash	416,427	424,660	(8,233)	(2.0%)	✘ Overspent in July pay for a contracted position extended beyond end of financial year and has now ceased.
Internal Recovery	(508,181)	(504,091)	(4,090)	(0.8%)	✘ Over recovery due to contracted position extended beyond end of financial year.
Internal Allocation	91,755	79,432	12,323	13.4%	✔ Mainly timing variance in under allocations from council house maintenance.
Net Operating Result after Allocations	1	1	0	0.0%	
Corporate Services Alliance					
ICT Governance and Architecture					
Expenditure - Cash	154,786	147,693	7,093	4.6%	✔
Internal Recovery	(194,503)	(179,588)	(14,915)	(7.7%)	✘
Internal Allocation	39,717	31,896	7,821	19.7%	✔ Under allocation from council house maintenance and corporate services administration.
Net Operating Result after Allocations	0	1	(1)	0.0%	
Corporate Services Alliance					
Technology Infrastructure					
Expenditure - Cash	767,411	694,064	73,347	9.6%	✔ Timing variance in consultancy provision on network system support, security, system software and telecommunication charges.
Expenditure - non Cash	213,605	172,814	40,791	19.1%	✔ Depreciation budget to be revised at mid year review to include newly capitalised assets.
Internal Recovery	(1,008,709)	(888,755)	(119,954)	(11.9%)	✘ Under recovery due to timing variance in consultancy provision on network system support, security, system software and telecommunication charges.
Internal Allocation	27,693	21,877	5,816	21.0%	✔ Under allocation from corporate services alliance and council house maintenance.
Net Operating Result after Allocations	0	0	0	0.0%	



Core Services - Year to Date Variances

Attachment D (1)

Detail	YTD Budget	YTD Actuals	YTD Variance	YTD Variance %	Comments on Material Variances - Year to Date
Corporate Services Alliance					
Technology Service and Support					
Expenditure - Cash	288,533	250,761	37,772	13.1%	✓ \$15k vacancy recently filled, \$22k timing variance due to contingency provision for minor IT asset purchase.
Expenditure - non Cash	140,445	177,022	(36,577)	(26.0%)	✗ Depreciation budget to be revised at mid year review to include newly capitalised assets.
Internal Recovery	(454,050)	(414,633)	(39,417)	(8.7%)	✗ Under recovery as a result of \$6k vacancy, \$27k timing variance due to contingency provision for minor hardware.
Internal Allocation	25,072	19,454	5,618	22.4%	✓ Under recovery from council house maintenance.
Net Operating Result after Allocations	0	32,604	(32,604)	0.0%	
Corporate Services Alliance					
Business Systems					
Expenditure - Cash	721,489	660,401	61,088	8.5%	✓ Timing variance for software invoices.
Expenditure - non Cash	250,234	390,079	(139,845)	(55.9%)	✗ Depreciation budget to be revised at mid year review to include newly capitalised assets.
Internal Recovery	(996,851)	(1,069,963)	73,112	7.3%	✓ Under recovery mostly related to timing variance in software invoices and depreciation.
Internal Allocation	25,128	19,483	5,645	22.5%	✓ Under allocation from council house maintenance and corporate service alliance
Net Operating Result after Allocations	0	0	0	0.0%	
Corporate Services Alliance					
Insight and Technology Solutions					
Expenditure - Cash	465,777	452,591	13,186	2.8%	✓ Timing variance in consultancy for report writing and 0.5 FTE vacancy.
Expenditure - non Cash	0	14,647	(14,647)	0.0%	! Depreciation budgeted in Technology Infrastructure
Internal Recovery	(515,118)	(505,602)	(9,516)	(1.8%)	✗
Internal Allocation	49,340	38,364	10,976	22.2%	✓ Under allocation from council house maintenance.
Net Operating Result after Allocations	(1)	0	(1)	100.0%	
Corporate Services Alliance					
Financial Accounting					
Revenue - Cash	(61,793)	(137,745)	75,952	122.9%	✓ Timing variance, advanced payment for local road and assistance grant.
Revenue - non Cash	(87,501)	0	(87,501)	(100.0%)	✗ Timing variance sale of land at Tamala park.
Expenditure - Cash	230,894	237,890	(6,996)	(3.0%)	✗
Expenditure - non Cash	0	(2,170)	2,170	0.0%	!
Internal Recovery	(328,490)	(327,122)	(1,368)	(0.4%)	✗
Internal Allocation	101,345	93,218	8,127	8.0%	✓ Mainly timing variance in allocations from corporate services administration and council house maintenance.
Net Operating Result after Allocations	(145,545)	(135,929)	(9,616)	6.6%	
Corporate Services Alliance					
Transactional Accounting					
Expenditure - Cash	142,794	240,340	(97,546)	(68.3%)	✗ Contract settlement.
Internal Recovery	(208,906)	(301,944)	93,038	44.5%	✓ Under recovery due to internal staff movement.
Internal Allocation	66,112	61,603	4,509	6.8%	✓
Net Operating Result after Allocations	0	(1)	1	0.0%	



Core Services - Year to Date Variances

Attachment D (1)

Detail	YTD Budget	YTD Actuals	YTD Variance	YTD Variance %	Comments on Material Variances - Year to Date
Corporate Services Alliance					
Revenue Services					
Revenue - Cash	(99,532,628)	(99,105,814)	(426,814)	(0.4%)	✗ Managed fund investment performance and low interest rates have reduced earnings for the quarter.
Expenditure - Cash	283,403	231,311	52,092	18.4%	✓ Timing variance on bad debt provision.
Internal Recovery	(1,865,074)	(1,626,489)	(238,585)	(12.8%)	✗ Timing variance of internal rates generation of City of Perth properties.
Internal Allocation	87,826	1,200,984	(1,113,158)	(1,267.5%)	✗ Timing variance related to internal rates commercial parking
Net Operating Result after Allocations	(101,026,473)	(99,300,008)	(1,726,465)	1.7%	
Corporate Services Alliance					
Payroll					
Expenditure - Cash	97,906	82,800	15,106	15.4%	✓ Timing variance due to no utilisation of agency staff.
Internal Recovery	(105,534)	(88,951)	(16,583)	(15.7%)	✗ Under recovery due to no utilisation of agency staff.
Internal Allocation	7,628	6,151	1,477	19.4%	✓ Under allocation from corp services admin and council house maintenance.
Net Operating Result after Allocations	0	0	0	0.0%	
Corporate Services Alliance					
Procurement					
Expenditure - Cash	212,637	212,714	(77)	(0.0%)	✗
Internal Recovery	(276,163)	(270,835)	(5,328)	(1.9%)	✗
Internal Allocation	63,526	58,121	5,405	8.5%	✓
Net Operating Result after Allocations	0	0	0	0.0%	
Corporate Services Alliance					
Strategic HR Management					
Expenditure - Cash	215,597	167,677	47,920	22.2%	✓ Timing variance in relation to staff organisational development courses and consultancy.
Internal Recovery	(260,581)	(204,126)	(56,455)	(21.7%)	✗ Under recovery due to timing variance on staff organisational development courses and consultancy.
Internal Allocation	44,985	36,450	8,535	19.0%	✓ Mainly timing variance in allocations from legal services, corporate services administration and facilities maintenance.
Net Operating Result after Allocations	1	1	0	0.0%	
Corporate Services Alliance					
Recruitment					
Expenditure - Cash	142,991	123,287	19,704	13.8%	✓ Timing variance due to low utilisation of staff recruitment and casual staff.
Internal Recovery	(152,348)	(130,799)	(21,549)	(14.1%)	✗ Under recovery due to low utilisation of staff recruitment and casual staff.
Internal Allocation	9,356	7,511	1,845	19.7%	✓ Under allocation from corp services admin and council house maintenance.
Net Operating Result after Allocations	(1)	(1)	0	0.0%	
Corporate Services Alliance					
Employee Relations					
Expenditure - Cash	193,334	108,045	85,289	44.1%	✓ \$73k staff vacancies and \$11k timing variance indirect employee costs.
Internal Recovery	(225,459)	(130,922)	(94,537)	(41.9%)	✗ Under recovery due to \$73k staff vacancies, \$11k timing variance in indirect employee costs and \$9k from legal services allocations.
Internal Allocation	32,125	22,877	9,248	28.8%	✓ Mainly timing variance in allocations from legal services.
Net Operating Result after Allocations	0	0	0	0.0%	



Core Services - Year to Date Variances

Attachment D (1)

Detail	YTD Budget	YTD Actuals	YTD Variance	YTD Variance %	Comments on Material Variances - Year to Date
Corporate Services Alliance					
Occupational Health and Safety					
Expenditure - Cash	161,286	133,234	28,052	17.4%	✔ Timing variance in medical safety provision.
Internal Recovery	(170,058)	(128,499)	(41,559)	(24.4%)	✘ Under recovery due to timing variance in medical safety provision
Internal Allocation	8,772	6,364	2,408	27.5%	✔
Net Operating Result after Allocations	0	11,099	(11,099)	0.0%	
Corporate Services Alliance					
Commercial Property Management					
Revenue - Cash	(1,044,027)	(1,021,850)	(22,177)	(2.1%)	✘ Lower income due to rental vacancies and rent free period.
Expenditure - Cash	178,269	656,888	(478,619)	(268.5%)	✘ Reallocation of budget from facilities maintenance to commercial properties at the mid year budget review.
Expenditure - non Cash	1,758,511	1,749,207	9,304	0.5%	✔
Internal Recovery	(3,645,146)	(3,645,146)	0	0.0%	!
Internal Allocation	506,104	548,427	(42,323)	(8.4%)	✘ Budget to be adjusted and moved in the review and facilities maintenance under allocation.
Net Operating Result after Allocations	(2,246,289)	(1,712,474)	(533,815)	23.8%	
Corporate Services Alliance					
Records Management					
Revenue - Cash	0	(694)	694	0.0%	!
Expenditure - Cash	187,008	171,226	15,782	8.4%	✔ Timing variance in software application (\$4k), archive rentals (\$4k) and postage (\$3k).
Expenditure - non Cash	217	0	217	100.0%	✔
Internal Recovery	(278,022)	(248,608)	(29,414)	(10.6%)	✘ Under recovery due to timing variance in software application, archive rentals and postage.
Internal Allocation	90,797	78,076	12,721	14.0%	✔ Mainly timing variance in under allocations from IT and council house maintenance.
Net Operating Result after Allocations	0	0	0	0.0%	
Community Development Alliance					
Marketing					
Expenditure - Cash	160,110	171,208	(11,098)	(6.9%)	✘
Internal Allocation	83,469	77,906	5,563	6.7%	✔
Net Operating Result after Allocations	243,579	249,114	(5,535)	(2.3%)	
Community Development Alliance					
Community Development Alliance Admin					
Expenditure - Cash	150,516	130,541	19,975	13.3%	✔ Timing variance mainly related to learning & development expenses.
Internal Recovery	(211,509)	(186,136)	(25,373)	(12.0%)	✘ Alliance admin recovery timing variance.
Internal Allocation	60,993	55,595	5,398	8.9%	✔ Reduced recovery for council house maintenance, mainly as result of delayed learning & development expenses.
Net Operating Result after Allocations	0	0	0	0.0%	



Core Services - Year to Date Variances

Attachment D (1)

Detail	YTD Budget	YTD Actuals	YTD Variance	YTD Variance %	Comments on Material Variances - Year to Date
Community Development Alliance					
Customer Relationship Management					
Revenue - Cash	(44,497)	(20,425)	(24,072)	(54.1%)	✗ Mainly relating to reduced hire charges banners and settlement enquiry fees.
Expenditure - Cash	362,912	335,746	27,166	7.5%	✓ Reduced expenditure due to cancellation of banners contractor expense as result of cancellations due to Covid.
Internal Recovery	(507,941)	(498,191)	(9,750)	(1.9%)	✗
Internal Allocation	200,253	180,599	19,654	9.8%	✓ Mainly reduced recovery for expenses relating to council house maintenance and IT allocation.
Net Operating Result after Allocations	10,727	(2,271)	12,998	121.2%	
Community Development Alliance					
Community and Stakeholder Engagement					
Expenditure - Cash	60,496	52,550	7,946	13.1%	✓ Mainly relating to hosted services charged to customer relationship management subservice, correction journal pending.
Internal Allocation	27,631	25,965	1,666	6.0%	✓
Net Operating Result after Allocations	88,127	78,515	9,612	10.9%	
Community Development Alliance					
Community Planning					
Expenditure - Cash	40,193	28,590	11,603	28.9%	✓ Favourable variances relates to staff costs being charged to incorrect subservice, correction journal pending.
Internal Allocation	33,174	29,280	3,894	11.7%	✓ Mainly reduced recovery for expenses council house maintenance.
Net Operating Result after Allocations	73,367	57,870	15,497	21.1%	
Community Development Alliance					
Access and Inclusion					
Expenditure - Cash	53,207	40,748	12,459	23.4%	✓ Favourable variances due to staff member returning from maternity leave at reduced hours.
Internal Allocation	28,753	27,682	1,071	3.7%	✓
Net Operating Result after Allocations	81,960	68,430	13,530	16.5%	
Community Development Alliance					
Aboriginal Engagement and Reconciliation					
Expenditure - Cash	54,642	34,923	19,719	36.1%	✓ Mainly related to staff vacancy community development officer (advertised for recruitment in October).
Internal Allocation	20,925	20,521	404	1.9%	✓
Net Operating Result after Allocations	75,567	55,444	20,123	26.6%	
Community Development Alliance					
Community Facilities					
Revenue - Cash	(51,000)	(24,520)	(26,480)	(51.9%)	✗ Reduced revenue due to temporary closure Perth town hall as a result of Covid and re-opening at reduced capacity.
Revenue - non Cash	(713)	0	(713)	(100.0%)	✗
Expenditure - Cash	115,467	78,008	37,459	32.4%	✓ Temporary closure Perth town hall due to Covid and re-opening at reduced capacity & savings in casual staff salaries.
Expenditure - non Cash	65,209	62,865	2,344	3.6%	✓
Internal Allocation	96,524	97,103	(579)	(0.6%)	✗
Net Operating Result after Allocations	225,487	213,456	12,031	5.3%	



Core Services - Year to Date Variances

Attachment D (1)

Detail	YTD Budget	YTD Actuals	YTD Variance	YTD Variance %	Comments on Material Variances - Year to Date
Community Development Alliance					
Children's Services					
Revenue - Cash	(375,000)	(273,888)	(101,112)	(27.0%)	✗ Free child care initiative as part of City's Covid response and fewer child care enrolments to date.
Expenditure - Cash	419,528	347,667	71,861	17.1%	✓ Timing variance mainly related to timing of rental/outgoings expenses. There has also been zero year to date expenditure for agency staff as there are fewer child care enrolments.
Expenditure - non Cash	700	2,198	(1,498)	(214.0%)	✗ Variance mainly related to review of asset use/ownership by sub services following the implementation of new chart of accounts
Internal Allocation	114,890	125,996	(11,106)	(9.7%)	✗ Mainly higher than budgeted recovery by facilities maintenance.
Net Operating Result after Allocations	160,118	201,973	(41,855)	(26.1%)	
Community Development Alliance					
Seniors Services					
Revenue - Cash	(120,000)	(77,919)	(42,081)	(35.1%)	✗ Temporary closure Community Centre due to Covid and re-opened at reduced capacity.
Expenditure - Cash	255,808	237,701	18,107	7.1%	✓ Mainly timing variance related to security services and rental/outgoings, as well as reduced expenditure for catering and kitchen consumables as result of services offered at reduced capacity.
Expenditure - non Cash	59,451	7,477	51,974	87.4%	✓ Variance mainly related to review of asset use/ ownership by sub services following the implementation of new chart of accounts
Internal Allocation	61,149	84,124	(22,975)	(37.6%)	✗ Mainly higher than budgeted recovery by facilities maintenance.
Net Operating Result after Allocations	256,408	251,383	5,025	2.0%	
Community Development Alliance					
Visitor Services					
Revenue - Cash	(30,000)	(19,971)	(10,029)	(33.4%)	✗ Reduced income as result of temporary closure Rest Centre due to Covid and re-opening at reduced capacity.
Expenditure - Cash	259,144	231,874	27,270	10.5%	✓ Timing variance related to security service, rental and uniforms.
Expenditure - non Cash	13,279	2,204	11,075	83.4%	✓ Variance mainly related to review of asset use/ ownership by sub services following the implementation of new chart of accounts.
Internal Allocation	69,387	91,391	(22,004)	(31.7%)	✗ Mainly higher than budgeted recovery by facilities maintenance.
Net Operating Result after Allocations	311,810	305,498	6,312	2.0%	
Community Development Alliance					
Community Support					
Expenditure - Cash	22,871	11,628	11,243	49.2%	✓ Timing of community enhancement grants.
Internal Allocation	9,687	9,725	(38)	(0.4%)	✗
Net Operating Result after Allocations	32,558	21,353	11,205	34.4%	
Community Development Alliance					
Volunteer Services					
Expenditure - Cash	5,802	7,557	(1,755)	(30.2%)	✗ Variance related to salary costing allocation to incorrect subservice. Adjustment has been made in October
Internal Allocation	11,070	11,139	(69)	(0.6%)	✗
Net Operating Result after Allocations	16,872	18,696	(1,824)	(10.8%)	



Core Services - Year to Date Variances

Attachment D (1)

Detail	YTD Budget	YTD Actuals	YTD Variance	YTD Variance %	Comments on Material Variances - Year to Date
Community Development Alliance					
Homelessness Response					
Expenditure - Cash	94,908	124,691	(29,783)	(31.4%)	✘ Related to prepaid annual expenses for hosted services, to be addressed at budget review.
Internal Allocation	45,603	44,077	1,526	3.3%	✔
Net Operating Result after Allocations	140,511	168,768	(28,257)	(20.1%)	
Community Development Alliance					
LMDRF Coordination					
Expenditure - Cash	4,620	4,948	(328)	(7.1%)	✘
Internal Allocation	4,148	4,456	(308)	(7.4%)	✘
Net Operating Result after Allocations	8,768	9,404	(636)	(7.3%)	
Community Development Alliance					
Life long Learning and Development					
Revenue - Cash	(40,082)	(17,087)	(22,995)	(57.4%)	✘ Library events running at reduced capacity due to Covid. More free events to encourage attendance.
Expenditure - Cash	919,064	848,685	70,379	7.7%	✔
Expenditure - non Cash	270,204	294,826	(24,622)	(9.1%)	✘
Internal Allocation	268,410	250,913	17,497	6.5%	✔
Net Operating Result after Allocations	1,417,596	1,377,337	40,259	2.8%	
Community Development Alliance					
Cultural Development					
Expenditure - Cash	106,603	60,994	45,609	42.8%	✔ Northbridge screen curation and cultural exchange programs postponed due to Covid.
Internal Allocation	49,600	43,891	5,709	11.5%	✔ Mainly reduced recovery due to timing expenses council house maintenance.
Net Operating Result after Allocations	156,203	104,885	51,318	32.9%	
Community Development Alliance					
Cultural Collections Management					
Expenditure - Cash	220,722	178,181	42,541	19.3%	✔ Timing variance related to collection management of conservation art and displays.
Internal Allocation	63,024	58,216	4,808	7.6%	✔
Net Operating Result after Allocations	283,746	236,397	47,349	16.7%	
Community Development Alliance					
Cultural Heritage Management					
Revenue - Cash	0	(18)	18	0.0%	⚠
Expenditure - Cash	110,809	98,761	12,048	10.9%	✔ Timing variance related to contractor expenses for condition assessment and reporting services.
Internal Allocation	36,093	34,469	1,624	4.5%	✔
Net Operating Result after Allocations	146,902	133,212	13,690	9.3%	
Community Development Alliance					
Heritage Policy					
Expenditure - Cash	69,050	67,755	1,295	1.9%	✔ Contractor budget for new heritage property owners customer information, heritage place documentation as well as heritage support material yet to be utilised.
Internal Allocation	24,428	23,866	562	2.3%	✔
Net Operating Result after Allocations	93,478	91,621	1,857	2.0%	



Core Services - Year to Date Variances

Detail	YTD Budget	YTD Actuals	YTD Variance	YTD Variance %	Comments on Material Variances - Year to Date
Community Development Alliance					
Place Activation					
Expenditure - Cash	109,795	112,904	(3,109)	(2.8%)	✗
Internal Allocation	52,109	48,726	3,383	6.5%	✓
Net Operating Result after Allocations	161,904	161,630	274	0.2%	
Community Development Alliance					
Events Management					
Expenditure - Cash	133,369	146,766	(13,397)	(10.0%)	✗ Pending budget review movement for internal staff transfer.
Internal Allocation	69,135	65,609	3,526	5.1%	✓
Net Operating Result after Allocations	202,504	212,375	(9,871)	(4.9%)	
Community Development Alliance					
Sponsorships Grants and Donations					
Expenditure - Cash	97,644	94,439	3,205	3.3%	✓
Internal Allocation	57,964	53,791	4,173	7.2%	✓
Net Operating Result after Allocations	155,608	148,230	7,378	4.7%	
Community Development Alliance					
Ranger Services					
Revenue - Cash	(22,000)	(28,817)	6,817	31.0%	✓ Favourable variance relates to income from auction of impounded vehicles.
Expenditure - Cash	429,842	430,937	(1,095)	(0.3%)	✗
Expenditure - non Cash	8,595	4,186	4,409	51.3%	✓ Variance mainly related to review of asset use/ownership by sub services following the implementation of new chart of accounts.
Internal Allocation	176,229	193,269	(17,040)	(9.7%)	✗ Mainly relating to internal mileage allocations from fleet.
Net Operating Result after Allocations	592,666	599,575	(6,909)	(1.2%)	
Community Development Alliance					
Surveillance Services					
Revenue - Cash	(2,400)	(796)	(1,604)	(66.8%)	✗ Reduced revenue video footage fees and CCTV monitoring at events (mostly related to lower volume of events as result of Covid).
Expenditure - Cash	595,249	573,542	21,707	3.6%	✓
Expenditure - non Cash	159,984	174,069	(14,085)	(8.8%)	✗ Variance mainly related to review of asset use/ ownership by sub services following the implementation of new chart of accounts.
Internal Allocation	204,668	181,467	23,201	11.3%	✓ Mainly relating to internal mileage allocations from fleet and allocations from Technology Infrastructure.
Net Operating Result after Allocations	957,501	928,282	29,219	3.1%	
Community Development Alliance					
Community Safety					
Revenue - Cash	(6,188)	0	(6,188)	(100.0%)	✗ Anticipated rollout of the city youth grant initiative planned for October.
Expenditure - Cash	63,495	51,846	11,649	18.3%	✓ Anticipated rollout of the city youth grant initiative planned for October.
Internal Allocation	16,853	16,749	104	0.6%	✓
Net Operating Result after Allocations	74,160	68,595	5,565	7.5%	



Core Services - Year to Date Variances

Attachment D (1)

Detail	YTD Budget	YTD Actuals	YTD Variance	YTD Variance %	Comments on Material Variances - Year to Date
Community Development Alliance					
Emergency Management					
Expenditure - Cash	38,647	33,029	5,618	14.5%	✔ Variance mainly related to timing of traffic management expenses as a result of lower event activity.
Internal Allocation	10,617	11,245	(628)	(5.9%)	✘
Net Operating Result after Allocations	49,264	44,274	4,990	10.1%	
Community Development Alliance					
Obstruction Approvals					
Revenue - Cash	(77,499)	(67,891)	(9,608)	(12.4%)	✘ Lower than anticipated year to date approval application volume.
Expenditure - Cash	90,079	84,145	5,934	6.6%	✔
Internal Allocation	78,851	72,921	5,930	7.5%	✔
Net Operating Result after Allocations	91,431	89,175	2,256	2.5%	
Community Development Alliance					
Event Approvals					
Revenue - Cash	(16,254)	(75,143)	58,889	362.3%	✔ Positive variance results from higher than anticipated event activity.
Expenditure - Cash	162,838	138,693	24,145	14.8%	✔ Favourable variance mainly relates to staff vacancy and long service leave utilisation.
Internal Allocation	73,229	68,791	4,438	6.1%	✔
Net Operating Result after Allocations	219,813	132,341	87,472	39.8%	
Community Development Alliance					
Activity Approvals Compliance					
Revenue - Cash	0	(5,166)	5,166	0.0%	⚠ Revenue to be realigned to Health Approvals.
Expenditure - Cash	86,168	76,929	9,239	10.7%	✔ Under expenditure relates to staff vacancies as well as yet to be utilised staff learning and development requirements.
Expenditure - non Cash	1,881	0	1,881	100.0%	✔ Variance mainly related to review of asset use/ ownership by sub services following the implementation of new chart of accounts.
Internal Allocation	27,627	26,950	677	2.5%	✔
Net Operating Result after Allocations	115,676	98,713	16,963	14.7%	
Community Development Alliance					
Health Approvals					
Revenue - Cash	(263,700)	(22,512)	(241,188)	(91.5%)	✘ Delays in annual invoicing for eating and lodging house licences as well as food premises inspections.
Expenditure - Cash	229,070	206,302	22,768	9.9%	✔ Positive variance is a result of staff vacancies
Internal Allocation	104,826	99,100	5,726	5.5%	✔
Net Operating Result after Allocations	70,196	282,890	(212,694)	(303.0%)	
Community Development Alliance					
Health Monitoring and Compliance					
Revenue - Cash	(24,000)	(6,295)	(17,705)	(73.8%)	✘ Timing variance swimming pool registration and inspection fees.
Expenditure - Cash	346,671	269,620	77,051	22.2%	✔ Mainly related to timing contractor expenses for premises inspections.
Expenditure - non Cash	0	2,080	(2,080)	0.0%	⚠
Internal Allocation	94,046	91,267	2,779	3.0%	✔
Net Operating Result after Allocations	416,717	356,672	60,045	14.4%	



Core Services - Year to Date Variances

Attachment D (1)

Detail	YTD Budget	YTD Actuals	YTD Variance	YTD Variance %	Comments on Material Variances - Year to Date
Planning and Economic Development Alliance					
Planning and Economic Dev Alliance Admin					
Expenditure - Cash	140,576	179,823	(39,247)	(27.9%)	✘ Unanticipated consultancy costs relating to the Alliance review.
Internal Recovery	(201,562)	(236,677)	35,115	17.4%	✔ Increased recovery from general manager's admin sub service as result of consultancy expenses alliance review.
Internal Allocation	60,986	56,853	4,133	6.8%	✔
Net Operating Result after Allocations	0	(1)	1	0.0%	
Planning and Economic Development Alliance					
City Design Studio					
Expenditure - Cash	67,442	54,862	12,580	18.7%	✔ Staff vacancy
Internal Allocation	45,742	44,862	880	1.9%	✔
Net Operating Result after Allocations	113,184	99,724	13,460	11.9%	
Planning and Economic Development Alliance					
Urban Strategy and Policy					
Expenditure - Cash	153,510	110,265	43,245	28.2%	✔ Staff vacancies and long service/annual leave utilisation.
Internal Allocation	76,645	70,725	5,920	7.7%	✔
Net Operating Result after Allocations	230,155	180,990	49,165	21.4%	
Planning and Economic Development Alliance					
Planning Schemes and Planning Policy					
Expenditure - Cash	141,074	129,697	11,377	8.1%	✔ Staff vacancies.
Internal Allocation	46,129	46,260	(131)	(0.3%)	✘
Net Operating Result after Allocations	187,203	175,957	11,246	6.0%	
Planning and Economic Development Alliance					
Neighbourhood Planning and Renewal					
Expenditure - Cash	161,259	111,114	50,145	31.1%	✔ Timing variance for staff on long service and annual leave.
Internal Allocation	55,902	55,961	(59)	(0.1%)	✘
Net Operating Result after Allocations	217,161	167,075	50,086	23.1%	
Planning and Economic Development Alliance					
Heritage Planning					
Expenditure - Cash	20,357	19,074	1,283	6.3%	✔
Internal Allocation	17,312	17,222	90	0.5%	✔
Net Operating Result after Allocations	37,669	36,296	1,373	3.6%	
Planning and Economic Development Alliance					
City Research					
Expenditure - Cash	70,939	38,327	32,612	46.0%	✔ Staff vacancy and long service leave.
Internal Allocation	30,309	30,395	(86)	(0.3%)	✘
Net Operating Result after Allocations	101,248	68,722	32,526	32.1%	



Core Services - Year to Date Variances

Detail	YTD Budget	YTD Actuals	YTD Variance	YTD Variance %	Comments on Material Variances - Year to Date
Planning and Economic Development Alliance					
Development Assessment					
Revenue - Cash	(84,999)	(40,250)	(44,749)	(52.6%)	✘ Subdued market conditions and continuing waiver of fees as part of the City's Covid response.
Expenditure - Cash	243,849	214,387	29,462	12.1%	✔ Staff vacancies.
Internal Allocation	149,252	140,181	9,071	6.1%	✔
Net Operating Result after Allocations	308,102	314,318	(6,216)	(2.0%)	
Planning and Economic Development Alliance					
Development Compliance					
Expenditure - Cash	72,575	66,351	6,224	8.6%	✔ Staff vacancies as well as underutilised learning and development budget.
Internal Allocation	40,307	38,674	1,633	4.1%	✔
Net Operating Result after Allocations	112,882	105,025	7,857	7.0%	
Planning and Economic Development Alliance					
Building Approvals					
Revenue - Cash	(165,060)	(66,844)	(98,216)	(59.5%)	✘ Subdued market conditions and the value of building applications have lead to an unfavourable variance.
Expenditure - Cash	224,881	183,947	40,934	18.2%	✔ Staff vacancies.
Internal Allocation	115,060	112,856	2,204	1.9%	✔
Net Operating Result after Allocations	174,881	229,959	(55,078)	(31.5%)	
Planning and Economic Development Alliance					
Building Compliance					
Expenditure - Cash	86,384	76,762	9,622	11.1%	✔ Staff vacancies.
Internal Allocation	48,769	45,523	3,246	6.7%	✔
Net Operating Result after Allocations	135,153	122,285	12,868	9.5%	
Planning and Economic Development Alliance					
Public Realm Concept Design					
Expenditure - Cash	457,149	399,302	57,847	12.7%	✔ Staff vacancies.
Internal Recovery	(20,000)	0	(20,000)	(100.0%)	✘ Timing of internal staff allocation to capital projects.
Internal Allocation	187,254	183,270	3,984	2.1%	✔
Net Operating Result after Allocations	624,403	582,572	41,831	6.7%	
Planning and Economic Development Alliance					
Transport Planning					
Expenditure - Cash	230,524	189,425	41,099	17.8%	✔ Timing variance related to transport modelling service not requiring consulting expenditure to date.
Expenditure - non Cash	751	750	1	0.1%	✔
Internal Allocation	114,632	111,088	3,544	3.1%	✔
Net Operating Result after Allocations	345,907	301,263	44,644	12.9%	



Core Services - Year to Date Variances

Detail	YTD Budget	YTD Actuals	YTD Variance	YTD Variance %	Comments on Material Variances - Year to Date
Planning and Economic Development Alliance					
Traffic Management Approvals					
Expenditure - Cash	18,093	19,518	(1,425)	(7.9%)	✘
Internal Allocation	30,203	30,465	(262)	(0.9%)	✘
Net Operating Result after Allocations	48,296	49,983	(1,687)	(3.5%)	
Planning and Economic Development Alliance					
Sector Development					
Expenditure - Cash	197,024	135,115	61,909	31.4%	✔ Timing variance related to Sector Development tender completed in August. \$50K awarded in September and work has commenced. Additional \$30K has been assessed for awarding contract.
Internal Allocation	67,805	64,096	3,709	5.5%	✔
Net Operating Result after Allocations	264,829	199,211	65,618	24.8%	
Planning and Economic Development Alliance					
Investment and Attraction					
Expenditure - Cash	65,274	55,427	9,847	15.1%	✔ Staff vacancy.
Internal Recovery	(38,196)	0	(38,196)	(100.0%)	✘ No capital recovery of staff time allocated to smart cities projects to date.
Internal Allocation	23,704	23,591	113	0.5%	✔
Net Operating Result after Allocations	50,782	79,018	(28,236)	(55.6%)	
Planning and Economic Development Alliance					
Economic Modelling and Analysis					
Expenditure - Cash	85,973	61,016	24,957	29.0%	✔ \$10k related to staff vacancy and \$13k related to subscription expenses.
Internal Allocation	43,838	52,109	(8,271)	(18.9%)	✘ Variance is a result of an IT allocation relating to Smart Cities expenses which were higher than expected
Net Operating Result after Allocations	129,811	113,125	16,686	12.9%	
Planning and Economic Development Alliance					
Business Support					
Expenditure - Cash	97,747	98,327	(580)	(0.6%)	✘
Internal Allocation	41,691	41,870	(179)	(0.4%)	✘
Net Operating Result after Allocations	139,438	140,197	(759)	(0.5%)	
Planning and Economic Development Alliance					
International Engagement					
Expenditure - Cash	100,806	117,242	(16,436)	(16.3%)	✘ \$9k related to temporary additional staff requirement, \$3k related to timing contractors and \$2k related to subscription expenses.
Internal Allocation	34,969	34,534	435	1.2%	✔
Net Operating Result after Allocations	135,775	151,776	(16,001)	(11.8%)	



Core Services - Year to Date Variances

Attachment D (1)

Detail	YTD Budget	YTD Actuals	YTD Variance	YTD Variance %	Comments on Material Variances - Year to Date
Infrastructure and Operations Alliance					
Infrastructure Design					
Expenditure - Cash	201,889	181,320	20,569	10.2%	✔ Staff Vacancy
Internal Recovery	0	(32,694)	32,694	0.0%	! Unbudgeted recovery of staff timesheets posted to capital projects.
Internal Allocation	57,919	52,831	5,088	8.8%	✔
Net Operating Result after Allocations	259,808	201,457	58,351	22.5%	
Infrastructure and Operations Alliance					
Building Design					
Expenditure - Cash	5,904	5,381	523	8.9%	✔
Internal Allocation	10,825	10,594	231	2.1%	✔
Net Operating Result after Allocations	16,729	15,975	754	4.5%	
Infrastructure and Operations Alliance					
Infrastructure and Ops Alliance Admin					
Expenditure - Cash	162,229	151,718	10,511	6.5%	✔
Internal Recovery	(235,771)	(217,774)	(17,997)	(7.6%)	✘
Internal Allocation	73,542	66,788	6,754	9.2%	✔
Net Operating Result after Allocations	0	732	(732)	0.0%	
Infrastructure and Operations Alliance					
Strategic Asset Planning					
Expenditure - Cash	212,903	163,351	49,552	23.3%	✔ \$37k related to staff vacancy and \$4k related to timing variance for valuation and consultancy fees.
Internal Allocation	112,065	107,801	4,264	3.8%	✔
Net Operating Result after Allocations	324,968	271,152	53,816	16.6%	
Infrastructure and Operations Alliance					
Asset Performance Management					
Expenditure - Cash	62,989	54,862	8,127	12.9%	✔ Staff vacancy
Internal Allocation	34,019	33,587	432	1.3%	✔
Net Operating Result after Allocations	97,008	88,449	8,559	8.8%	
Infrastructure and Operations Alliance					
Infrastructure Maintenance					
Revenue - Cash	(25,750)	(4,905)	(20,845)	(81.0%)	✘ Timing variance Main Roads direct grant.
Expenditure - Cash	828,841	474,400	354,441	42.8%	✔ \$63k related to staff vacancies and remaining variance related to timing of contractor expenses due to delays in raising purchase orders.
Expenditure - non Cash	3,316,909	3,464,751	(147,842)	(4.5%)	✘ Variance mainly related to review of asset use/ownership by sub services following the implementation of new chart of accounts.
Internal Recovery	(253,142)	(224,916)	(28,226)	(11.2%)	✘ Lower than anticipated recovery of staff time.
Internal Allocation	524,100	460,199	63,901	12.2%	✔ Lower than anticipated allocation of staff time.
Net Operating Result after Allocations	4,390,958	4,169,529	221,429	5.0%	



Core Services - Year to Date Variances

Attachment D (1)

Detail	YTD Budget	YTD Actuals	YTD Variance	YTD Variance %	Comments on Material Variances - Year to Date
Infrastructure and Operations Alliance					
Facility Maintenance					
Revenue - Cash	0	(1,967)	1,967	0.0%	!
Expenditure - Cash	2,315,328	1,354,441	960,887	41.5%	✓ Timing variance, \$225k pending transfer of budget expenses to commercial property, \$63k in contribution to Perth theatre trust, \$49k in utilities, \$585k resource capacity issues for planned & reactive maintenance and \$39k parking bay licence fees.
Expenditure - non Cash	981,079	870,316	110,763	11.3%	✓ Variance mainly related to review of asset use/ownership by sub services following the implementation of new chart of accounts.
Internal Recovery	(2,239,619)	(1,810,905)	(428,714)	(19.1%)	✗ Resource capacity issues for planned & reactive maintenance.
Internal Allocation	146,401	148,907	(2,506)	(1.7%)	✗
Net Operating Result after Allocations	1,203,189	560,792	642,397	53.4%	
Infrastructure and Operations Alliance					
Electrical Maintenance					
Revenue - Cash	0	(220)	220	0.0%	!
Expenditure - Cash	466,373	374,111	92,262	19.8%	✓ \$65k related to staff vacancy and \$32k related to timing variances for electrical and st lighting contractors.
Expenditure - non Cash	365,935	429,450	(63,515)	(17.4%)	✗ Variance mainly related to review of asset use/ownership by sub services following the implementation of new chart of accounts.
Internal Allocation	60,115	64,432	(4,317)	(7.2%)	✗
Net Operating Result after Allocations	892,423	867,773	24,650	2.8%	
Infrastructure and Operations Alliance					
Public Furniture Maintenance					
Revenue - Cash	(12,500)	0	(12,500)	(100.0%)	✗
Expenditure - Cash	207,124	165,180	41,944	20.3%	✓ \$23k related to position re-allocated internally, \$9k timing variance of contractor expenses.
Expenditure - non Cash	248,260	290,406	(42,146)	(17.0%)	✗ Variance mainly related to review of asset use/ownership by sub services following the implementation of new chart of accounts.
Internal Recovery	(106,324)	(83,680)	(22,644)	(21.3%)	✗ Lower than anticipated recovery of staff time.
Internal Allocation	184,869	87,328	97,541	52.8%	✓ Lower than anticipated allocation of staff time and fleet management allocation
Net Operating Result after Allocations	521,429	459,234	62,195	11.9%	
Infrastructure and Operations Alliance					
Major Project Delivery					
Expenditure - Cash	445,102	362,003	83,099	18.7%	✓ Staff vacancies
Internal Recovery	(193,505)	(52,369)	(141,136)	(72.9%)	✗ Lower than anticipated recovery of staff time against capital projects.
Internal Allocation	214,344	196,088	18,256	8.5%	✓ Mainly timing variance in allocations from HR and legal services.
Net Operating Result after Allocations	465,941	505,722	(39,781)	(8.5%)	
Infrastructure and Operations Alliance					
Parks Planning					
Revenue - Cash	(98,008)	(92,169)	(5,839)	(6.0%)	✗
Expenditure - Cash	128,875	112,875	16,000	12.4%	✓ Timing variance for agency staff (\$4k) and indirect employee cots (\$5k).
Internal Allocation	73,471	66,205	7,266	9.9%	✓
Net Operating Result after Allocations	104,338	86,911	17,427	16.7%	



Core Services - Year to Date Variances

Attachment D (1)

Detail	YTD Budget	YTD Actuals	YTD Variance	YTD Variance %	Comments on Material Variances - Year to Date
Infrastructure and Operations Alliance					
Parks and Reserves Maintenance					
Revenue - Cash	0	(3,567)	3,567	0.0%	!
Expenditure - Cash	1,981,059	1,526,678	454,381	22.9%	✓ \$134k related to staff vacancies, \$320k related to timing of contractor expenses to be phased in the summer.
Expenditure - non Cash	277,142	253,772	23,370	8.4%	✓ Variance mainly related to review of asset use/ownership by sub services following the implementation of new chart of accounts.
Internal Recovery	(1,118,425)	(1,151,038)	32,613	2.9%	✓ Lower recovery of staff time due to vacancies
Internal Allocation	1,534,378	1,559,238	(24,860)	(1.6%)	✗
Net Operating Result after Allocations	2,674,154	2,185,083	489,071	18.3%	
Infrastructure and Operations Alliance					
Fleet Acquisition and Management					
Revenue - Cash	(20,500)	(24,495)	3,995	19.5%	✓ Higher fuel tax credit revenue.
Revenue - non Cash	0	(84,309)	84,309	0.0%	! Unbudgeted profit on disposal of fleet and plant assets.
Expenditure - Cash	434,484	353,165	81,319	18.7%	✓ Timing variance in general motor vehicle maintenance \$49k, saving fuel due to hybrid vehicle use \$32k.
Expenditure - non Cash	331,195	424,222	(93,027)	(28.1%)	✗ Variance mainly related to review of asset use/ownership by sub services following the implementation of new chart of accounts.
Internal Recovery	(849,002)	(903,833)	54,831	6.5%	✓ Higher than anticipated recovery of staff time.
Internal Allocation	30,765	32,708	(1,943)	(6.3%)	✗
Net Operating Result after Allocations	(73,058)	(202,542)	129,484	(177.2%)	
Infrastructure and Operations Alliance					
Depot Workshop Operations					
Expenditure - Cash	150,471	121,219	29,252	19.4%	✓ Timing variance, \$20k underutilisation of agency staff and contractors.
Expenditure - non Cash	58,195	50,845	7,350	12.6%	✓ Variance mainly related to review of asset use/ownership by sub services following the implementation of new chart of accounts.
Internal Recovery	(112,408)	(84,930)	(27,478)	(24.4%)	✗ Under recovery due to underutilisation of agency staff and contractors.
Internal Allocation	61,556	63,344	(1,788)	(2.9%)	✗
Net Operating Result after Allocations	157,814	150,478	7,336	4.6%	
Infrastructure and Operations Alliance					
Mechanical Services					
Expenditure - Cash	211,187	200,380	10,807	5.1%	✓
Internal Recovery	(176,442)	(131,919)	(44,523)	(25.2%)	✗ Lower recovery of staff time due to vacancies.
Internal Allocation	237,886	184,894	52,992	22.3%	✓ Lower allocation of staff time due to vacancy and underutilisation of agency staff.
Net Operating Result after Allocations	272,631	253,355	19,276	7.1%	
Infrastructure and Operations Alliance					
Waste Business Development					
Revenue - Cash	0	(400)	400	0.0%	!
Expenditure - Cash	214,954	155,007	59,947	27.9%	✓ Staff vacancies
Internal Allocation	66,335	60,755	5,580	8.4%	✓
Net Operating Result after Allocations	281,289	215,362	65,927	23.4%	



Core Services - Year to Date Variances

Attachment D (1)

Detail	YTD Budget	YTD Actuals	YTD Variance	YTD Variance %	Comments on Material Variances - Year to Date
Infrastructure and Operations Alliance					
Waste Collection					
Revenue - Cash	(8,911,466)	(9,396,617)	485,151	5.4%	✔ Timing variance, waste collection fees budget should have been aligned to the rates collection fees budget.
Expenditure - Cash	2,006,532	1,786,129	220,403	11.0%	✔ \$212k timing variance related to delay Container Deposit scheme due to Covid.
Internal Recovery	(645,511)	(778,116)	132,605	20.5%	✔ \$65k timing variance internal rubbish collection rates recovery, \$65k higher staff occupancy has resulted in additional labour allocations.
Internal Allocation	1,131,507	1,260,556	(129,049)	(11.4%)	✘ Higher staff occupancy has resulted in additional labour allocations.
Net Operating Result after Allocations	(6,418,938)	(7,128,048)	709,110	(11.0%)	
Infrastructure and Operations Alliance					
Street Cleaning					
Revenue - Cash	(8,750)	(6,290)	(2,460)	(28.1%)	✘
Expenditure - Cash	769,923	673,706	96,217	12.5%	✔ Staff vacancy \$26k. Timing variance, no utilisation of agency staff \$31k, delay in awarding high pressure cleaning contract \$30k.
Internal Recovery	(860,261)	(832,260)	(28,001)	(3.3%)	✘ Timing variance recovery of staff costs.
Internal Allocation	1,330,857	1,164,701	166,156	12.5%	✔ Timing variance allocations of staff and fleet costs.
Net Operating Result after Allocations	1,231,769	999,857	231,912	18.8%	
Infrastructure and Operations Alliance					
Graffiti Management					
Expenditure - Cash	83,922	79,118	4,804	5.7%	✔
Internal Recovery	(95,488)	(118,063)	22,575	23.6%	✔ Higher than anticipated recovery of staff time.
Internal Allocation	138,123	162,799	(24,676)	(17.9%)	✘ Higher than anticipated allocation of staff time.
Net Operating Result after Allocations	126,557	123,854	2,703	2.1%	
Infrastructure and Operations Alliance					
Parking Business Development					
Expenditure - Cash	44,343	34,310	10,033	22.6%	✔ Staff vacancy
Internal Recovery	(108,887)	(92,582)	(16,305)	(15.0%)	✘ Reduced recovery within parking as result of staff vacancy.
Internal Allocation	64,543	58,271	6,272	9.7%	✔ Mainly reduced recovery for timing expenses Council House maintenance.
Net Operating Result after Allocations	(1)	(1)	0	0.0%	
Infrastructure and Operations Alliance					
Commercial Accounting					
Expenditure - Cash	147,576	128,794	18,782	12.7%	✔ Staff vacancy
Internal Recovery	(220,185)	(195,779)	(24,406)	(11.1%)	✘ Reduced recovery as result of staff vacancy and reduced internal allocations.
Internal Allocation	72,608	66,985	5,623	7.7%	✔
Net Operating Result after Allocations	(1)	0	(1)	100.0%	



Core Services - Year to Date Variances

Attachment D (1)

Detail	YTD Budget	YTD Actuals	YTD Variance	YTD Variance %	Comments on Material Variances - Year to Date
Infrastructure and Operations Alliance					
Off Street Parking					
Revenue - Cash	(7,934,662)	(10,224,900)	2,290,238	28.9%	✓ Minimal revenue budgeted for July 2020, however easing of Covid restrictions has resulted in a favourable variance.
Expenditure - Cash	4,740,585	4,576,961	163,624	3.5%	✓ Savings achieved security service, bank charges, coin collection, stores and materials and staff cost.
Expenditure - non Cash	495,184	402,014	93,170	18.8%	✓ Variance mainly related to review of asset use/ownership by sub services following the implementation of new chart of accounts.
Internal Recovery	(1,077,155)	(1,139,696)	62,541	5.8%	✓ Timesheet recovery to individual car parks.
Internal Allocation	6,893,717	6,660,804	232,913	3.4%	✓ Reduced allocations from within parking due to lower than budgeted cash expenses.
Net Operating Result after Allocations	3,117,669	275,183	2,842,486	91.2%	
Infrastructure and Operations Alliance					
On Street Parking					
Revenue - Cash	(3,078,130)	(3,145,272)	67,142	2.2%	✓
Expenditure - Cash	1,707,843	1,634,788	73,055	4.3%	✓ Lower than budgeted expenses in security service, agency staff and bank charges.
Expenditure - non Cash	118,101	51,462	66,639	56.4%	✓ Variance mainly related to review of asset use/ownership by sub services following the implementation of new chart of accounts.
Internal Recovery	(96,469)	30,999	(127,468)	(132.1%)	✗ The actual revenue within parking is greater than expenses and allocations for the month.
Internal Allocation	501,551	228,752	272,799	54.4%	✓ Reduced allocations from within parking due to lower than budgeted cash expenses.
Net Operating Result after Allocations	(847,104)	(1,199,271)	352,167	(41.6%)	
Infrastructure and Operations Alliance					
Parking Compliance					
Revenue - Cash	(2,224,188)	(2,371,671)	147,483	6.6%	✓ Increased infringements numbers compared to budget.
Expenditure - Cash	1,685,179	1,676,181	8,998	0.5%	✓
Expenditure - non Cash	21,000	0	21,000	100.0%	✓ Variance mainly related to PDAs depreciation budgeted in Parking Technical support and actuals allocated to Compliance. To be address
Internal Recovery	68,604	229,289	(160,685)	(234.2%)	✗ The actual revenue is greater than expenses and allocations for the month.
Internal Allocation	449,405	466,200	(16,795)	(3.7%)	✗
Net Operating Result after Allocations	0	(1)	1	0.0%	
Infrastructure and Operations Alliance					
Parking Technical Support					
Expenditure - Cash	366,623	325,726	40,897	11.2%	✓ Timing variance mainly related to difference actual employee leave costed from provision and pro rata leave budgeted per month.
Expenditure - non Cash	665	32,703	(32,038)	(4,817.7%)	✗ Variance mainly related to PDAs depreciation budgeted in Parking Technical support and actuals allocated to Compliance. To be addressed as part of review of assets use / ownership following new chart of accounts implementation.
Internal Recovery	(495,030)	(501,339)	6,309	1.3%	✓
Internal Allocation	127,742	142,910	(15,168)	(11.9%)	✗ Variance related to fleet acquisition and management allocation.
Net Operating Result after Allocations	0	0	0	0.0%	



Projects - Year to Date Variances as at 30 September 2020

Details	Annual Budget	YTD Budget	YTD Actuals	YTD Variance	YTD Variance %	Comments on Material Variances - Year to Date
CEO Alliance						
Capital Projects						
Website Phase Three	355,000	85,000	45,548	39,452	46.4%	✔ Project at development stage, timing variance in consultancy.
Website Phase Two	50,000	38,267	29,253	9,014	23.6%	✔ Project at closing stage, awaiting final invoices to be processed.
Subtotal - Capital Projects	405,000	123,267	74,801	48,466	39.3%	
Operating Projects						
Council Elections and Lord Mayor Election	100,000	6,250	8,667	(2,417)	(38.7%)	✘ Budget to be moved from Governance
Customer Perception Survey	15,000	3,750	0	3,750	100.0%	✔
Marketing and Communications Review	20,000	0	0	0	0.0%	!
Parking Business Review	80,000	0	46,433	(46,433)	0.0%	! Timing variance, partial completion of major trade undertaking and business plan, to be submitted to Council for approval.
Review of Governance Function	38,000	0	0	0	0.0%	!
Risk and Internal Audit Review	62,000	0	0	0	0.0%	!
Subtotal - Operating Projects	315,000	10,000	55,100	(45,100)	(451.0%)	
Total - CEO Alliance	720,000	133,267	129,901	3,366	2.5%	
Corporate Services Alliance						
Capital Projects						
CA Service Desk Replacement	360,000	0	0	0	0.0%	!
Core System Consolidation	1,520,000	380,000	38,241	341,759	89.9%	✔ Timing variance, focus on discovery phase, not consultancy.
ICT Audiovisual Renewal 20 21	86,000	0	0	0	0.0%	!
ICT Desktop Asset Renewal	165,221	0	0	0	0.0%	!
ICT Network Asset Renewal	80,000	0	23,240	(23,240)	0.0%	! Timing variance, expenditure occurred earlier than anticipated.
ICT UPS Asset Renewal 20 21	80,000	0	0	0	0.0%	!
Initial Recognition of Assets	0	0	(4,608)	4,608	0.0%	!
Project Portfolio Management System	80,000	0	0	0	0.0%	!
Supply Chain Automation	77,977	3,874	3,874	0	0.0%	!
Unified Comms Refresh & Replacement Telephone System	300,000	0	0	0	0.0%	!
Subtotal - Capital Projects	2,749,198	383,874	60,747	323,127	84.2%	
Operating Projects						
Full review of the City Strategic Community Plan	28,000	7,000	0	7,000	100.0%	✔
PCI DSS Compliance	53,227	13,307	0	13,307	100.0%	✔ Timing variance, expenditure anticipated in the second half of the financial year and will be adjusted at the mid year review.
Rebound Strategy	4,834,900	50,000	0	50,000	100.0%	✔ Proposal to transfer funds into COVID Rebound reserve.
Subtotal - Operating Projects	4,916,127	70,307	0	70,307	100.0%	
Total - Corporate Services Alliance	7,665,325	454,181	60,747	393,434	86.6%	
Community Development Alliance						
Capital Projects						
Aboriginal Artwork Commission	49,946	0	0	0	0.0%	!
ACH Database and Portal Project	107,620	0	0	0	0.0%	!



Projects - Year to Date Variances as at 30 September 2020

Attachment D (2)

Details	Annual Budget	YTD Budget	YTD Actuals	YTD Variance	YTD Variance %	Comments on Material Variances - Year to Date
Art Acquisitions	60,000	15,000	1,745	13,255	88.4%	✔ Timing variance.
Branding for Perth	150,000	135,233	120,466	14,767	10.9%	✔ Project currently on hold pending CEO/Council advice. Full budget has both operational as well as capital component.
Camera Replacements Renewals in Carparks	368,000	96,000	0	96,000	100.0%	✔ Timing variance.
CCTV Camera & Pole Reactive Renewals 2020 to 21	104,000	0	0	0	0.0%	⚠
CCTV Camera Network New Camera Expansion 2021	395,000	0	147,399	(147,399)	0.0%	⚠ Timing variance.
CCTV Implementation Strategy	170,851	14,339	40,766	(26,427)	(184.3%)	✘ Timing variance. CCTV cabinet installed in Moore Street. Camera poles ordered and order raised for infrastructure installation.
Development of LMDRF online record keeping and applications	100,000	0	0	0	0.0%	⚠
EP0 - SP Elevating Platform	19,000	0	15,490	(15,490)	0.0%	⚠ Timing variance. Works underway.
IT Equipment Renewal Supporting CCTV Infrastructure 20 to 21	111,000	24,000	0	24,000	100.0%	✔ Timing variance. Meeting to be arranged with ICT to determine specifications for the new computers at Citywatch.
Loudspeaker	21,369	0	9,590	(9,590)	0.0%	⚠ Server and desk microphones have been installed. Final expenses anticipated in October.
Northbridge Piazza Infrastructure Upgrades	75,000	25,000	0	25,000	100.0%	✔ Timing variance.
Plaques	6,372	0	9,654	(9,654)	0.0%	⚠ Carried forward project now completed. Budget was phased later in the year.
UC - Crew Cab Ute	133,500	0	0	0	0.0%	⚠
UT - Utilities	44,500	0	0	0	0.0%	⚠
Subtotal - Capital Projects	1,916,158	309,572	345,110	(35,538)	(11.5%)	
Operating Projects						
Aboriginal Engagement and Advisory Groups	59,100	0	0	0	0.0%	⚠
Access and Inclusion Program	31,500	7,875	4,030	3,845	48.8%	✔ Favourable variance due to COVID-19 delays in commencing with the planned initiatives.
Accreditation of Homeless Services	135,000	33,750	11,217	22,533	66.8%	✔ The project has started and existing costs mostly relate to the provision of additional security services to support service providers delivering services to people experiencing homelessness. Variance is related to timing of the budget.
Always On	1,150,000	287,500	375,805	(88,305)	(30.7%)	✘ Project on track. Variance related to budget timing difference.
Art Activations	270,000	0	44,865	(44,865)	0.0%	⚠ Expenditure is a timing variance. Expenditure relates to deposits placed for activations.
Arts and Cultural Grants	200,000	50,000	0	50,000	100.0%	✔ No expenditure to date. However, awarding of grants to commence in October.
Arts Sponsorship	1,200,000	300,000	6,000	294,000	98.0%	✔ Expenditure variance is timing related and will align in future periods.
Assertive Outreach	100,000	5,000	0	5,000	100.0%	✔ Timing variance. Expenditure expected to commence in November
Audience and Segmentation Project	30,000	15,000	0	15,000	100.0%	✔ Recommendations to be tabled with general manager prior to implementation of project.
Autumn School Holidays	100,000	0	0	0	0.0%	⚠
Banners	0	0	(305)	305	0.0%	⚠
Branding for Perth	350,000	0	2,432	(2,432)	0.0%	⚠ Project currently on hold pending CEO/Council advice. Full budget has both operational as well as capital component.
Business Improvement Grants	270,000	67,500	0	67,500	100.0%	✔ Report to be presented to Council in November for recommended grants to be awarded.
Busking	15,000	3,750	0	3,750	100.0%	✔ Timing variance.



Projects - Year to Date Variances as at 30 September 2020

Attachment D (2)

Details	Annual Budget	YTD Budget	YTD Actuals	YTD Variance	YTD Variance %	Comments on Material Variances - Year to Date
Christmas and New Years	475,000	15,000	88,950	(73,950)	(493.0%)	✘ Timing variance, budget anticipated to be utilised by December.
Christmas Concerts	300,000	0	0	0	0.0%	⚠
Christmas Lights Trail	1,000,000	25,000	477,077	(452,077)	(1,808.3%)	✘ Timing variance related to budget phasing. 50% payment for contractors for Christmas Lights.
City Dressing	50,000	5,000	0	5,000	100.0%	✔ Budget to be consolidated into the Banners project.
Collections Storage Project	50,000	12,500	1,981	10,519	84.2%	✔ Timing variance. However, commitments have been raised in October for 50% of the budget.
Community Wellbeing Grants	145,000	36,250	13,000	23,250	64.1%	✔ Expecting first round of grants to be presented to Council in December.
Council Elections and Lord Mayor Election	40,000	40,000	38,616	1,384	3.5%	✔ Project completed.
COVID19 Postponed Events and Projects	330,000	82,500	0	82,500	100.0%	✔ Timing variance to align with budget in future periods. This is a result of events needing to be rescheduled due to Covid.
CPP Parking Fee changes	40,000	15,000	6,932	8,068	53.8%	✔ Project requirements to date have been completed. Awaiting further requests for other requirements.
Economic Development Sponsorship	690,000	172,500	55,000	117,500	68.1%	✔ Timing variance to align with budget in future periods.
Event Sponsorship	740,000	185,000	36,000	149,000	80.5%	✔ Sponsorships on track. Expenditure variance is timing related and will align in future periods.
Events and Activation Grants	180,000	45,000	0	45,000	100.0%	✔ Expenditure variance is timing related and will align in future periods.
Heritage Perth Weekend	60,000	0	170	(170)	0.0%	⚠
Homeless Services Brochure	10,000	2,500	0	2,500	100.0%	✔ Timing variance. Program to start in November.
Impact Evaluation and insights	100,000	10,000	11,017	(1,017)	(10.2%)	✘ Project on track.
InnerCity Councils	15,000	3,750	7,500	(3,750)	(100.0%)	✘ Project underway and on track. Variance related to timing of the budget.
Local Heritage Survey	80,000	20,000	0	20,000	100.0%	✔ Timing variance, work is underway and spend is predicted in November/December.
Lunar New Year	50,000	0	0	0	0.0%	⚠
NAIDOC Week	10,000	0	0	0	0.0%	⚠
New Years Eve	450,000	0	0	0	0.0%	⚠
Precinct Development Grants	240,000	60,000	0	60,000	100.0%	✔ Expenditure variance is timing related and will align in future periods.
Public Health and Wellbeing Plan	20,000	5,000	0	5,000	100.0%	✔ Project is being scoped and as a result has yet to incur expenditure.
Retail Extension	200,000	50,000	10,566	39,434	78.9%	✔ Spring in the city completed, final invoices expected in October to the estimated value of \$100k. Remaining funds expected to be partially utilised in January and April/May.
Rough Sleeper Count	10,000	0	0	0	0.0%	⚠
Safe City Patrols	1,200,000	300,000	0	300,000	100.0%	✔ Program commenced and expected to receive first invoice in October.
Safe Night Spaces	29,000	0	0	0	0.0%	⚠
Skyworks	2,157,700	26,925	96,496	(69,571)	(258.4%)	✘ Preparation continues for event. Awaiting confirmation from State Government on COVID restriction levels. Report will be provided to Council in November for decision to continue with event.
Small Business Grants	350,000	87,500	17,550	69,950	79.9%	✔ Expenditure variance is timing related and will align in future periods.
Spring School Holidays	70,000	60,000	96,526	(36,526)	(60.9%)	✘ Project expenditure has been committed and variance relates to timing of budget expenditure and pending revenue contribution. Project on track.
Think Perth	165,000	0	675	(675)	0.0%	⚠ Pending project in discussions and requirements scoping.



Projects - Year to Date Variances as at 30 September 2020

Details	Annual Budget	YTD Budget	YTD Actuals	YTD Variance	YTD Variance %	Comments on Material Variances - Year to Date
Treaty Danjoo	12,000	0	1,788	(1,788)	0.0%	⚠ Timing variance.
Tuesday Morning Show	34,900	8,725	2,643	6,082	69.7%	✅ Favourable variance due to COVID-19 restrictions resulting in delays in events and reduced client capacity.
Twilights Hawkers Market	100,000	12,500	211	12,289	98.3%	✅ Timing variance, markets not commencing until November 2020.
Wellington Square Enhancement	50,000	0	0	0	0.0%	⚠
Winter Festival	415,000	(30,000)	(25,633)	(4,367)	(14.6%)	❌ Ticket sales city carnival school holiday event. Expenditure budget phased to end of financial year. However, project preparation expenditure has taken place.
Subtotal - Operating Projects	13,779,200	2,021,025	1,381,109	639,916	31.7%	
Total - Community Development Alliance	15,695,358	2,330,597	1,726,219	604,378	25.9%	
Planning and Economic Development Alliance						
Capital Projects						
Bus Shelter Program	289,000	0	23,293	(23,293)	0.0%	⚠
East Perth Foreshore PSP and Lighting Upgrade Works	1,300,000	30,000	0	30,000	100.0%	✅ Environmental approval is being assessed. Once approval has been received, project will be handed over for construction. Expected handover December.
Kerbside review implementation	1,350	1,350	3,004	(1,654)	(122.5%)	❌
Landscaping and Hostile Vehicle Incursion Prevention	488,800	488,800	0	488,800	100.0%	✅ Timing variance. Design completed and planning approvals underway.
Minor Urban Interventions	150,000	0	370	(370)	0.0%	⚠
Mount Street East Concept	120,000	0	0	0	0.0%	⚠
Pedestrian Crossings Improvement 20 to 21	200,000	45,000	0	45,000	100.0%	✅ Timing variance. Works are undertaken on an ad hoc and as required basis.
Projects from Lighting Masterplan	52,525	42,577	42,577	0	0.0%	⚠ Timing variance.
Retail Core Refresh	730,000	200,800	0	200,800	100.0%	✅ Expenditure expected to begin in October.
Roads (Crawley Nedlands) Various	62,000	0	0	0	0.0%	⚠
Smart Bus Stops Real Time Information	68,000	48,356	0	48,356	100.0%	✅ Project scoping still underway. Expecting tenders to be issued in September/October.
Smart Cities - Data Hub Phase 2 Ops	125,000	18,000	7,735	10,265	57.0%	✅ Timing variance. Project scoping still underway. Expecting tenders to be issued in September/October.
Smart Cities Carbon Neutral Council Pier Street Solar	224,000	203,840	0	203,840	100.0%	✅ Project scoping still underway. Expecting tenders to be issued in September/October.
Smart Water and Electricity Meters	61,000	0	0	0	0.0%	⚠ Project scoping still underway. Expecting tenders to be issued in September/October.
Spring Street pedestrian crossing	400	400	0	400	100.0%	✅
Street Furniture Replacement Program	50,000	15,000	0	15,000	100.0%	✅ Timing variance as furniture replacement is ad hoc in nature.
Two way Hay Street Bennett St to Victoria Ave (merge 12082)	15,000	0	0	0	0.0%	⚠
Two Way Streets West End	350,000	5,000	0	5,000	100.0%	✅ Project on hold until new calendar year as staff resources are prioritised to other projects.
Urban Forest Plan - Infill tree planting	200,000	65,000	0	65,000	100.0%	✅ Timing variance. Tree planting to take place in spring.
Winthrop Avenue and Thomas Street Shared Path	0	0	10,397	(10,397)	0.0%	⚠ Expenditure transferred in October to project 12082 with the same scope.
Winthrop Avenue/Thomas Street Shared Path	1,118,001	0	2,102	(2,102)	0.0%	⚠
Subtotal - Capital Projects	5,605,076	1,164,123	89,478	1,074,645	92.3%	
Operating Projects						
Bicycle Planning Services	5,000	1,250	0	1,250	100.0%	✅ Project still on track however no spending requirements year to date. Commitment raised for bike repair stand maintenance services but yet to be invoiced.
Citiplace Redevelopment	50,000	12,500	0	12,500	100.0%	✅ Project has been put on hold pending further review and consideration.
City Central Vision Plan	50,000	12,500	0	12,500	100.0%	✅ High level brief currently being prepared. No expenditure to date and will be on an 'as needs' basis.
City Planning Scheme No. 3	252,000	63,000	9,580	53,420	84.8%	✅ Timing variance. Project has commenced but has been delayed due to reprioritisation and resourcing availability.



Projects - Year to Date Variances as at 30 September 2020

Details	Annual Budget	YTD Budget	YTD Actuals	YTD Variance	YTD Variance %	Comments on Material Variances - Year to Date
City Planning Strategy	45,000	11,250	13,210	(1,960)	(17.4%)	✘ Timing variance. Update to strategy will be made based on feedback from DPLH. Council will then be informed in January next year as to further progression.
City Switch	75,000	18,750	0	18,750	100.0%	✔ Timing variance. Project expenditure is an annual contribution to City of Sydney. Budget phased equally but is expensed in one payment as a contribution.
Cladding audit of class 5- 8 buildings	15,150	3,788	0	3,788	100.0%	✔ Awaiting further guidance from Building Commission as to scope of audit requirements.
Claisebrook Neighbourhood Place Plan	20,000	5,000	0	5,000	100.0%	✔ First plans to be completed by December and will be followed by community consultation.
Community Infrastructure Plan	30,000	7,500	0	7,500	100.0%	✔ Timing Variance. Further scoping underway.
Co-ordination of City Infrastructure Works	5,000	1,250	0	1,250	100.0%	✔ Meetings held on a quarterly basis. No expenditure requirements to date.
CPS 2 Amendment 42 (Colin & Hay, West Perth)	5,000	1,250	0	1,250	100.0%	✔ Council approval has been received and is now lodged with State Government for approval.
CPS 2 Amendment 43 (Thomas & Wellington, West Perth)	5,000	1,250	0	1,250	100.0%	✔ Recommendation is being presented to Council in November.
CPS 2 Amendment No. 41 - Northbridge Special Entert Precinct	5,000	1,250	0	1,250	100.0%	✔ Consultation commenced at the end of October and will be completed prior to Christmas.
CPS2 Amendment 44 (Cnr Elder and Wellington Street, Central	5,000	1,250	0	1,250	100.0%	✔ Recommendation is being presented to Council in November.
CPS2 Amendment 46 and LPS26 Amendment 4	5,000	0	0	0	0.0%	⚠ Referred to Environmental Protection Authority.
CPS2 City Design Policy incl Environmentally Sustain Design	5,000	1,250	0	1,250	100.0%	✔ Project scope currently being reviewed.
CPS2 Development Works Exemption Planning Policy	5,000	1,250	0	1,250	100.0%	✔ Project may not progress due to State Government regulation changes.
International Relations	75,000	18,750	0	18,750	100.0%	✔ Travel restrictions have reduced spending requirements.
Local Planning Scheme 26 Amendment 3	0	0	340	(340)	0.0%	⚠
Noise Attenuation Planning Policy	5,000	1,250	0	1,250	100.0%	✔ Project is in progress and is linked to finalisation of Amendment 41.
Parking Trial	9,000	2,250	0	2,250	100.0%	✔ No requirement for expenditure to date.
Place Analytics	40,000	10,000	17,728	(7,728)	(77.3%)	✘ Timing variance.
Proactive Planning Initiatives	100,000	25,000	0	25,000	100.0%	✔ Briefing paper with project proposals prepared and submitted to CEO.
Projects from Lighting Masterplan	0	0	260	(260)	0.0%	⚠
QE2 and UWA Structure Plan	100,000	25,000	4,000	21,000	84.0%	✔ Timing variance. Review has begun.
Retail Core Redevelopment Projects	100,000	25,000	0	25,000	100.0%	✔ Tender for Forrest Place and walkway advertised.
Riverfront Masterplan	100,000	25,000	13,894	11,106	44.4%	✔ Timing variance. Public consultation contractor engaged as well as Elder group. Currently awaiting further invoices from contractors.
Road Network Design and Review	40,000	10,000	11,020	(1,020)	(10.2%)	✘ Project is utilised on a reactive schedule as and when requirements arise. Mounts Bay Rd Watershed audit and Murray/Elder Street audit have been completed.
Smart Cities - Data Hub Phase 2 Ops	0	0	5,000	(5,000)	0.0%	⚠
WACA Redevelopment Project	244,000	61,000	0	61,000	100.0%	✔ Timing variance. Study for development completed and awaiting allocation of invoice to account. Report to Council is anticipated in December
William Street Redefinition	250,000	62,500	0	62,500	100.0%	✔ Project awaiting independent review by Department of Transport before progressing.
Workshops	150,000	37,500	400	37,100	98.9%	✔ Current Covid climate has resulted in only scoping of workshops with no expenditure required at present.
Subtotal - Operating Projects	1,795,150	447,538	75,432	372,106	83.1%	
Total - Planning and Economic Development Alliance	7,400,226	1,611,661	164,910	1,446,751	89.8%	
Infrastructure and Operations Alliance						
Capital Projects						
Better Bins Program	54,000	50,790	0	50,790	100.0%	✔ Timing variance, project yet to be scheduled.
Body worn cameras	38,486	38,486	38,486	0	0.0%	⚠ Project complete.
Building - 18 Stirling Street Roof Repairs	46,000	0	0	0	0.0%	⚠
Building - Council House Review and Depot Works	2,437,000	522,873	0	522,873	100.0%	✔ Project scope pending executive decision, potential deferral flagged to 21/22.



Projects - Year to Date Variances as at 30 September 2020

Attachment D (2)

Details	Annual Budget	YTD Budget	YTD Actuals	YTD Variance	YTD Variance %	Comments on Material Variances - Year to Date
Building - Electrical Renewals - Library	30,000	7,500	0	7,500	100.0%	✔ Project scope under review.
Building - Emergency Lighting Replacement 20 21	315,000	78,750	0	78,750	100.0%	✔ Project scope under review.
Building - Emergency Works	150,000	0	0	0	0.0%	⚠
Building - External Lighting Upgrade - Town Hall	250,000	62,500	0	62,500	100.0%	✔ Project delayed due to change of project manager.
Building - External Rectification Works 20 21	175,000	43,676	0	43,676	100.0%	✔ Timing variance, works to commence in late November.
Building - External Rectifications - Town Hall	257,000	0	0	0	0.0%	⚠
Building - Fixtures & Fittings Renewals - PTH Auditorium Cha	75,000	18,750	0	18,750	100.0%	✔ Scope to be confirmed.
Building - Fixtures & Fittings Upgrades 20 21	80,000	20,000	0	20,000	100.0%	✔ Potential cancellation.
Building - Floor Covering Replacement 20 21	320,000	80,001	0	80,001	100.0%	✔ Timing variance, works yet to be scheduled.
Building - Library Boiler	130,000	130,000	107,848	22,152	17.0%	✔ Project completed, estimated saving \$20k.
Building - Public Toilet Utility Bins	170,000	42,500	0	42,500	100.0%	✔ Project delayed due to change of project manager.
Building - Rectification Works - Concert Hall	3,741,830	164,163	25,050	139,113	84.7%	✔ Project stalled pending further investigation of Perth Concert Hall management arrangement.
Building - Rectification Works - Library	12,000	3,000	0	3,000	100.0%	✔ Project delayed due to change of project manager.
Building - Regal Place Car Park CP41 - Gutter Replacement &	67,881	3,670	13,431	(9,761)	(266.0%)	✘
Building - Renewal - Community Facility Renewal Work	899,550	22,458	36,934	(14,476)	(64.5%)	✘ Rest centre painting work completed. Work currently underway for roof issue at child care centre.
Building - Roe Street Car Park CP08 - Repair Cracks in Slab	36,300	2,500	4,350	(1,850)	(74.0%)	✘
Building - Roof Access Upgrades	184,000	45,086	0	45,086	100.0%	✔ Project delayed due to change of project manager.
Building - Stirling St Offices - Roof Replacement	7,101	7,101	7,101	0	0.0%	⚠
Building - Subsidence Renewal - PCEC Carpark	600,000	166,666	0	166,666	100.0%	✔ Project delayed due to indication of further funding requirements, awaiting final QS report.
Building - Surveillance Replacements - Carparks	500,000	125,000	0	125,000	100.0%	✔ Project to be consolidated and delivered with surveillance services.
Building - Surveillance Upgrades	403,000	100,415	0	100,415	100.0%	✔ Timing variance, project in tender review stage.
Building - Waterproofing Rectification Works - Council House	210,000	50,230	0	50,230	100.0%	✔ Timing variance, works yet to be scheduled.
Christmas Decorations	1,339,679	1,339,679	189,142	1,150,537	85.9%	✔ Awaiting invoices \$664k outstanding committed orders, to be fulfilled November. Estimated saving \$100k to be confirmed in January.
Civil Structure - Bridge Replacement - John Oldham	300,000	0	0	0	0.0%	⚠
Civil Structure - Bridge Replacement - Queens Gardens	40,000	9,999	0	9,999	100.0%	✔ Design and construction proposed to be delivered in current year, additional \$92k to be brought forward from 21/22 FY.
Container Deposit Scheme	1,169,750	150,022	230,046	(80,024)	(53.3%)	✘ Timing variance, Project Delay due to Covid and resourcing issues, commissioning expected between September to October.
Drainage - Bennett St - Terrace Rd to Royal St - Relining	9,477	0	0	0	0.0%	⚠
East End Revitalisation	12,484,066	4,027,167	1,747,443	2,279,724	56.6%	✔ Timing variance, road resurfacing works on Hay st stage 1 completed.
GM3 - SP3 Gang Mower	65,000	0	0	0	0.0%	⚠
Hay st Mall Feature Lighting	300,000	0	0	0	0.0%	⚠ Project scheduled to commence November.
Heirisson Island Tree Planting and Irrigation	24,000	24,000	18,015	5,985	24.9%	✔ Completed
Initial Recognition of Assets	0	0	30,632	(30,632)	0.0%	⚠ Initial recognition of assets which never form part of the budget.
LD - Loader 4WD Class 20WL	224,000	0	0	0	0.0%	⚠
Lime Street Upgrade	48,000	12,000	1,878	10,122	84.4%	✔
LS - 6 - 8 Cyl Sedan	110,000	0	0	0	0.0%	⚠
LT0 - 2-3 Tonne Trucks	120,000	0	0	0	0.0%	⚠
Mclean Laneway Signage	35,526	35,526	36,352	(826)	(2.3%)	✘ Project completed.
Milligan Street – NB and SB – Hay St to St Georges Tce	120,000	0	0	0	0.0%	⚠
Minor Urban Interventions	0	0	1,800	(1,800)	0.0%	⚠
Moore Street Pavement Works	120,000	0	0	0	0.0%	⚠
MP - Minor Plant	28,000	0	0	0	0.0%	⚠
Parking equipment	4,900	4,900	0	4,900	100.0%	✔ Timing variance.
Parking Meters	0	0	3,125	(3,125)	0.0%	⚠



Projects - Year to Date Variances as at 30 September 2020

Details	Annual Budget	YTD Budget	YTD Actuals	YTD Variance	YTD Variance %	Comments on Material Variances - Year to Date
Parks and Landscapes - Inundation Rectification Works - Supr	90,000	5,000	0	5,000	100.0%	✔
Parks and Landscapes - Irrigation Renewal Program	637,000	20,851	0	20,851	100.0%	✔ \$85k identified as potential return of funds.
Parks and Landscapes - Outdoor Furniture and Sign Assets Ren	35,000	8,751	1,638	7,113	81.3%	✔
Path and Kerb Renewal 20 21	492,000	93,810	1,858	91,952	98.0%	✔ Timing variance, major works scheduled November to March.
Path and Kerb Upgrade 20 21	285,000	71,250	20,968	50,282	70.6%	✔ Timing variance, major works scheduled November to March.
PV1 - Medium Panel Vans	44,500	0	0	0	0.0%	⚠
PV2 - Large Panel Van	225,000	0	0	0	0.0%	⚠
RM2 - Large Rotary Mowers	206,000	0	0	0	0.0%	⚠
Road Renewals - Delhi St - Eastern Leg	96,758	14,185	0	14,185	100.0%	✔ Expected start December.
Road Renewals - James St Road Seal - Victoria Ave to Irwin S	9,727	1,556	0	1,556	100.0%	✔
Road Renewals - James St Road Seal - William St to Cul de Sa	59,727	9,556	0	9,556	100.0%	✔ Stakeholder engagement completed and permits have been issued.
Road Renewals - Reactive Road Renewals	3,891	827	0	827	100.0%	✔
Road Renewals - Wellington to Arthur	129,182	14,488	0	14,488	100.0%	✔ Project scheduled to commence December.
Roads - Adelaide Tce WB - Hill to Victoria Avenue	10,065	0	6,836	(6,836)	0.0%	⚠
Roads - Adelaide Tce WB - Riverside Drive to Bennett Street	49,432	0	0	0	0.0%	⚠
Roads - MRRG - Havelock St NB & SB - Wellington to Murray	159,704	22,588	0	22,588	100.0%	✔ Project start date postponed to accommodate kerbing works, expected to start November.
Roads - MRRG - Aberdeen St EB & WB - Museum to Beaufort St	149,238	3,000	66,344	(63,344)	(2,111.5%)	✘ Road reseal and Traffic loops completed ahead of schedule.
Roads - MRRG - Adelaide Tce EB - Plain to De Vlamingh	155,408	22,051	0	22,051	100.0%	✔ Project scheduled to commence December.
Roads - MRRG - Hampden Rd (SB)-Monash Ave to Gordon St	168,969	4,535	4,535	0	0.0%	⚠
Roads - MRRG - Milligan St NB & SB - Wellington to St George	134,368	19,421	0	19,421	100.0%	✔ Project scheduled to commence November.
Roads - MRRG - Mount St EB & WB - St Georges to Spring	138,776	22,597	0	22,597	100.0%	✔ Waiting approval from MRWA
Roads - MRRG - Newcastle St (WB)-Lord to Stirling St	13,258	0	0	0	0.0%	⚠
Roads - MRRG - St Georges Tce WB - Victoria to Barrack	286,368	38,421	0	38,421	100.0%	✔ Waiting obstruction permit approval
Roads - MRRG - St Georges Tce WB Road Seal - William to King	192,744	26,718	0	26,718	100.0%	✔ Waiting for MRWA approval. Commencement date postponed to November.
Roads - MRRG - William St NB & SB - St Georges to Esplanade	145,394	20,798	0	20,798	100.0%	✔ Site availability sent to MRWA for approval.
Roads - RTR - Fairway - Clark St to Myers St	200,000	26,750	0	26,750	100.0%	✔ Resurfacing work expected to commence November.
Roads - RTR - Myers St - Broadway to Parkway	255,000	33,625	2,202	31,423	93.5%	✔ Resurfacing work expected to commence November.
Roe Street Upgrade Fitzgerald to Beaufort St	0	0	144,990	(144,990)	0.0%	⚠ Preliminary works commenced, project pending signed funding agreement.
RS1 - Pavement Sweepers	474,000	0	0	0	0.0%	⚠
RT1 - Rubbish Truck <12 t GUM	1,030,000	0	0	0	0.0%	⚠
Stormwater Drainage Renewals 2020 to 21	864,000	216,000	26,216	189,784	87.9%	✔ Estimated surplus of \$69k, potential transfer \$128K to "10512 – Stormwater Upgrades".
Stormwater Drainage Upgrades 2020 to 21	379,765	50,000	0	50,000	100.0%	✔ Proposed budget transfer of \$128k from 10511-Stormwater Renewals
Street Furniture - Bollard Replacement - Hay and Murray St M	952,134	736	123,312	(122,576)	(16,654.3%)	✘ Timing variance, invoices received earlier than anticipated.
Street Furniture - Drinking Fountain Replacements	50,000	12,500	0	12,500	100.0%	✔
Street Furniture - Litter Bin Replacements	270,000	67,500	0	67,500	100.0%	✔ Timing variance, currently in procurement stage, expected delivery in February.
Street Lighting - Adelaide Terrace Lighting Upgrade	808,000	0	5,635	(5,635)	0.0%	⚠ Tender under review
Street Lighting - East Perth Motion 2 - Design & Implementat	503,773	121,004	124,113	(3,109)	(2.6%)	✘ Tender under review
Street Lighting - LED Upgrades	250,000	62,500	0	62,500	100.0%	✔ Tender under review
Street Lighting - Lighting Improving Coverage (LIC)	18,876	4,927	4,927	0	0.0%	⚠
Street Lighting - Renewals	831,000	207,750	13,550	194,200	93.5%	✔ Tender under review
Street Lighting - Renewals - Electrical Network Risk mitigat	309,261	62,499	0	62,499	100.0%	✔ Tender under review
Street Lighting - Replacing End of Useful life Lighting (REU	21,039	7,700	8,088	(388)	(5.0%)	✘ Tender under review
Tram Shelter Rectification Works 20 21	40,000	9,999	0	9,999	100.0%	✔
TU - Tray Top Ute	504,000	0	0	0	0.0%	⚠
Two Way Hill Street (St Georges Tce - Wittnoom St)	493,865	0	0	0	0.0%	⚠
UC - Crew Cab Ute	267,000	0	0	0	0.0%	⚠



Projects - Year to Date Variances as at 30 September 2020

Attachment D (2)

Details	Annual Budget	YTD Budget	YTD Actuals	YTD Variance	YTD Variance %	Comments on Material Variances - Year to Date
Wellington Square Enhancement	12,191,162	3,845,744	3,996,210	(150,466)	(3.9%)	⊗ Timing variance, \$136k identified as additional funds required for increased signage and CCTV.
Wellington Street Stage 2B	250,000	0	0	0	0.0%	⚠ Grant application in progress.
Subtotal - Capital Projects	52,611,930	12,539,045	7,043,055	5,495,990	43.8%	
Non Operating Income						
Initial Recognition of Assets	0	0	(26,024)	26,024	0.0%	⚠ Initial recognition of assets which never form part of the budget.
Roads - MRRG - Havelock St NB & SB - Wellington to Murray	(70,925)	0	0	0	0.0%	⚠
Roads - MRRG - Aberdeen St EB & WB - Museum to Beaufort St	(66,278)	0	0	0	0.0%	⚠
Roads - MRRG - Adelaide Tce EB - Plain to De Vlamingh	(69,017)	0	0	0	0.0%	⚠
Roads - MRRG - Milligan St NB & SB - Wellington to St George	(59,675)	0	0	0	0.0%	⚠
Roads - MRRG - Mount St EB & WB - St Georges to Spring	(61,631)	0	0	0	0.0%	⚠
Roads - MRRG - St Georges Tce WB - Victoria to Barrack	(127,175)	0	0	0	0.0%	⚠
Roads - MRRG - St Georges Tce WB Road Seal - William to King	(85,599)	0	0	0	0.0%	⚠
Roads - MRRG - William St NB & SB - St Georges to Esplanade	(64,566)	0	0	0	0.0%	⚠
Roads - RTR - Fairway - Clark St to Myers St	(200,000)	0	0	0	0.0%	⚠
Roads - RTR - Myers St - Broadway to Parkway	(255,000)	0	0	0	0.0%	⚠
Wellington Square Enhancement	(4,378,494)	0	0	0	0.0%	⚠
Subtotal - Non Operating Income	(5,438,360)	0	(26,024)	26,024	0.0%	
Operating Projects						
Better Bins Program	37,673	9,422	0	9,422	100.0%	✅ Timing variance, project yet to commence. Awaiting project manager advice.
Building - Council House Review and Depot Works	99,999	16,667	14,663	2,004	12.0%	✅ Timing variance, briefing Summary has been submitted.
Christmas and New Years	0	0	43,639	(43,639)	0.0%	⚠ Depreciation expenses charged to incorrect account.
Christmas Decorations	1,359,000	112,088	38,919	73,169	65.3%	✅ Major works to commence in November.
Clearing Maintenance Backlog	474,999	79,167	0	79,167	100.0%	✅ Timing variance, work not commenced due to staff resourcing.
Condition Assessment and Reporting	165,000	31,250	0	31,250	100.0%	✅ Timing variance, quotation expected in late November.
East End Revitalisation	130,000	21,666	3,497	18,169	83.9%	✅ Estimated completion November.
Events	9,300	2,325	0	2,325	100.0%	✅
Lift and Relay	170,001	28,333	0	28,333	100.0%	✅ Timing variance, work not commenced due to staff resourcing.
Natural Area Management	59,000	14,750	0	14,750	100.0%	✅ Timing variance, project yet to commence. Awaiting project manager advice.
On Street Signage	20,000	5,000	5,195	(195)	(3.9%)	⊗
Parking Operations outside COP	0	0	(12,610)	12,610	0.0%	⚠ Three month contract with Town of Victoria Park signed after budget adoption.
Rubbish Collection	99,999	8,333	0	8,333	100.0%	✅
Urban Forest Plan	180,000	30,000	0	30,000	100.0%	✅ Timing variance, project yet to commence. Awaiting project manager advice.
Varnishing and Painting	70,000	17,500	0	17,500	100.0%	✅ Timing variance, Internal staff to commence inspection.
Waste Management Strategy and Plan	20,000	5,000	0	5,000	100.0%	✅ Timing variance, project yet to commence. Awaiting project manager advice.
Wellington Square Enhancement	0	0	3,470	(3,470)	0.0%	⚠
Subtotal - Operating Projects	2,894,971	381,501	96,773	284,728	74.6%	
Total - Infrastructure and Operations Alliance	50,068,541	12,920,546	7,113,804	5,806,742	44.9%	

Creditors Warrant Listing
 City of Perth
 for the month of September 2020

Funding Summary

FUND	Fund Description	Creditors Warrant	Payroll E.F.T.	Total Payments
M	Municipal	35,335,365.71	5,148,351.68	40,483,717.39
M	Municipal Bank Charges	95,532.08		95,532.08
TOTAL		35,430,897.79	5,148,351.68	40,579,249.47
T	Trust Fund	0.00		0.00
GRAND TOTAL				40,579,249.47

CREDITORS WARRANT
 LISTING
 PAYMENT DATE FROM
 PAYMENT DATE TO

1/09/2020
 30/09/2020

Payment Details by Invoice

MUNICIPAL FUND



From Period 3 To Period 3
 From Date 1/09/2020 To Date 30/09/2020

Cheque/EFT Number *Payment Date* *Payee* *Payment Amount*

Payments

003264	10/09/2020	AIBS WA CHAPTER					750.00
--------	------------	-----------------	--	--	--	--	--------

	<u>Invoice Number</u>	<u>Payment Details</u>	<u>Amount</u>	<u>Discount</u>	<u>Retention</u>	<u>PPS</u>
\$APINVCE	25234	TRAINING - DEREK WAKEFIELD & C MOK - FIR	450.00			
\$APINVCE	25238	TRAINING - DEREK WAKEFIELD & C MOK - FIR	300.00			

003265	10/09/2020	W WARLIK					138.20
--------	------------	----------	--	--	--	--	--------

	<u>Invoice Number</u>	<u>Payment Details</u>	<u>Amount</u>	<u>Discount</u>	<u>Retention</u>	<u>PPS</u>
\$APINVCE	A1203504	REFUND RATES-25/17 THE AVENU CRAWLEY 600	138.20			

003266	10/09/2020	WATER CORPORATION					8,681.02
--------	------------	-------------------	--	--	--	--	----------

	<u>Invoice Number</u>	<u>Payment Details</u>	<u>Amount</u>	<u>Discount</u>	<u>Retention</u>	<u>PPS</u>
\$APINVCE	9001939176	CHARGES - SHOP 8-10 376 WELLINGTON ST	333.96			
\$APINVCE	9001938528	CHARGES - CP 4 FORREST PL PERTH	375.99			
\$APINVCE	9011664866	CHARGES - SHOP 81 ROYAL ST EAST PERTH	296.16			
\$APINVCE	9001938990	CHARGES - MEDI CLINIC SHOP 12-14	1,024.47			
\$APINVCE	9017137987	CHARGES - SHOP 3/378 WELLINGTON ST PERTH	242.22			
\$APINVCE	9001939184	CHARGES - SHOP 9 376 WELLINGTON ST PERTH	327.87			
\$APINVCE	9018906514	CHARGES - CP 111 GODERICH ST EAST PERTH	46.60			
\$APINVCE	9011664874	CHARGES - RESTAURANT 81 ROYAL ST	265.63			
\$APINVCE	9001936848	CHARGES -SHOPS 1-5/84-96 MURRAY ST PERTH	367.96			
\$APINVCE	9009384013	CHARGES - AMENITIES 2 378 WELLINGTON ST	469.99			
\$APINVCE	9013550387	CHARGES - CP MOUNTS BAY RD	47.00			
\$APINVCE	9016721671	CHARGES - KIOSK 6/376-420 WELLINGTON ST	244.73			
\$APINVCE	9009383993	CHARGES - REST ROOMS SHOP 11	563.98			
\$APINVCE	9011664858	CHARGES - HAIRDRESSER 81 ROYAL ST	242.73			
\$APINVCE	9011261186	CHARGES - SHOP 5 376 WELLINGTON ST PERTH	257.01			
\$APINVCE	9010759521	CHARGES - SHOPS 129 JAMES ST NORTHBRIDGE	1,668.00			
\$APINVCE	9011664882	CHARGES - RESTAURANT 81 ROYAL ST	531.03			
\$APINVCE	9016839696	CHARGES - KIOSK 7/376 WELLINGTON ST	261.83			
\$APINVCE	9001939192	CHARGES - SHOP 1 & 15 378 WELLINGTON ST	269.82			
\$APINVCE	9017137995	CHARGES - SHOP 4/378 WELLINGTON ST PERTH	252.08			
\$APINVCE	9001938499	CHARGES - SHOP 4 FORREST PL PERTH	591.96			

Payment Details by Invoice

MUNICIPAL FUND



From Period 3 To Period 3
 From Date 1/09/2020 To Date 30/09/2020

<i>Cheque/EFT Number</i>	<i>Payment Date</i>	<i>Payee</i>					<i>Payment Amount</i>
003271	17/09/2020	ANNABEL LEY					120.00
		<i>Invoice Number</i>	<i>Payment Details</i>	<i>Amount</i>	<i>Discount</i>	<i>Retention</i>	<i>PPS</i>
		\$APINVCE	100920 CANCELLATION OF INFRINGEMENT 100157780	120.00			
003272	17/09/2020	MARIE-CLAIRE ASHA					200.00
		<i>Invoice Number</i>	<i>Payment Details</i>	<i>Amount</i>	<i>Discount</i>	<i>Retention</i>	<i>PPS</i>
		\$APINVCE	100133825 CANCELLATION OF INFRINGEMENT 100133825	200.00			
003273	17/09/2020	WATER CORPORATION					469.99
		<i>Invoice Number</i>	<i>Payment Details</i>	<i>Amount</i>	<i>Discount</i>	<i>Retention</i>	<i>PPS</i>
		\$APINVCE	9009384048 INFANT HEALTH CARE CENTRE	469.99			
003274	24/09/2020	COMMISSIONER OF STATE REVENUE					16,684,929.81
		<i>Invoice Number</i>	<i>Payment Details</i>	<i>Amount</i>	<i>Discount</i>	<i>Retention</i>	<i>PPS</i>
		\$APCREDIT	2094185 PARKING LEVY ASSESSMENT REFUND 2019/2020	(7,610.09)			
		\$APINVCE	497672 PARKING BAY LICENSE - 2020/21	11,838,316.00			
		\$APCREDIT	497672 PARKING LEVY ASSESSMENT REFUND	(10,337.56)			
		\$APINVCE	2094185 PARKING BAY LICENSE - 2020/21	5,707,716.60			
		\$APCREDIT	497672 PARKING LEVY ASSESSMENT REFUND 2019/2020	(843,155.14)			
003275	24/09/2020	DHRUMIT PATEL					60.00
		<i>Invoice Number</i>	<i>Payment Details</i>	<i>Amount</i>	<i>Discount</i>	<i>Retention</i>	<i>PPS</i>
		\$APINVCE	100020207 RFD DUE TO CANCELLATION OF INFRINGEMENT	60.00			
003276	24/09/2020	O'BRIEN HARROP ACCESS PTY LTD					396.00
		<i>Invoice Number</i>	<i>Payment Details</i>	<i>Amount</i>	<i>Discount</i>	<i>Retention</i>	<i>PPS</i>
		\$APINVCE	10740439 DDA UPGRADES AT THE BUS STOPS	396.00			
003277	24/09/2020	WATER CORPORATION					407.83
		<i>Invoice Number</i>	<i>Payment Details</i>	<i>Amount</i>	<i>Discount</i>	<i>Retention</i>	<i>PPS</i>
		\$APINVCE	9012387186 CHARGES - METERED FIRE HYDRANT STANDPIPE	407.83			

Payment Details by Invoice

MUNICIPAL FUND



From Period 3 To Period 3
 From Date 1/09/2020 To Date 30/09/2020

<i>Cheque/EFT Number</i>	<i>Payment Date</i>	<i>Payee</i>	<i>Payment Amount</i>
003278	30/09/2020	WATER CORPORATION	27,517.68

	<i>Invoice Number</i>	<i>Payment Details</i>	<i>Amount</i>	<i>Discount</i>	<i>Retention</i>	<i>PPS</i>
\$APINVCE	9008845631	CHARGES - PARK L 220 REGAL PL	30.91			
\$APINVCE	9001938675	CHARGES - CP 347 WELLINGTON ST PERTH	47.00			
\$APINVCE	9001869550	CHARGES - CP 490 MURRAY ST PERTH	158.13			
\$APINVCE	9001856514	CHARGES - RES 1720 MOUNTS BAY RD PERTH	56.78			
\$APINVCE	9001938982	CHARGES - GRDN 376 WELLINGTON ST PERTH	632.35			
\$APINVCE	9023118870	CHARGES - AMENITIES MOORE ST EAST PERTH	87.75			
\$APINVCE	9017985353	CHARGES - PLAYGROUND ADELAIDE TCE	141.00			
\$APINVCE	9009035163	CHARGES - RES AT ROYAL ST EAST PERTH	10.32			
\$APINVCE	9012270922	CHARGES - RD VRG HAY ST PERTH OPP LOT 30	5.10			
\$APINVCE	9008659898	CHARGES - DRINK TAP WITTENOOM ST	85.17			
\$APINVCE	9014601799	CHARGES - RD VRG OPP 58 MOUNTS BAY RD	149.70			
\$APINVCE	9001888348	CHARGES - DRINK TAP R12510 TERRACE RD	467.16			
\$APINVCE	9001933380	CHARGES - HALL 601 HAY ST PERTH	880.09			
\$APINVCE	9001935116	CHARGES - CP 848 HAY ST PERTH	1,093.41			
\$APINVCE	9008518358	CHARGES - RD VRG R 999 HAY ST	7.68			
\$APINVCE	9001931051	CHARGES - OFFICES 27-29 ST GEORGES TCE	5,120.92			
\$APINVCE	9008536898	CHARGES - TOILETS ROYAL ST EAST PERTH	535.46			
\$APINVCE	9012445817	CHARGES - DRINK FOUNTAIN MOUNTS BAY RD	5.10			
\$APINVCE	9001865445	CHARGES - RES AT ST GEORGES TCE PERTH	219.83			
\$APINVCE	9008845658	CHARGES - CP 81 ROYAL ST EAST PERTH	892.75			
\$APINVCE	9001931019	CHARGES - GRDN 1150 ST GEORGES TCE PERTH	93.46			
\$APINVCE	9008754115	CHARGES - RD VRG NR WOLF LANE MURRAY ST	77.43			
\$APINVCE	9001895951	CHARGES - CENTRE 160 HAY ST EAST PERTH	294.90			
\$APINVCE	9014601836	CHARGES -RD VRG OPP SPRING MOUNTS BAY RD	12.91			
\$APINVCE	9001927722	CHARGES - CP 68A ROE ST NORTHBRIDGE	793.17			
\$APINVCE	9008720820	CHARGES - RD VRG 999 HAIG PARK CIR	5.10			
\$APINVCE	9001917284	CHARGES - RD VRG 999 TRAFALGAR RD	5.16			
\$APINVCE	9001931027	CHARGES - GRDN 1150 BARRACK ST PERTH	59.91			
\$APINVCE	9012119018	CHARGES - GRDN NEWCASTLE ST NORTHBRIDGE	74.85			
\$APINVCE	9001919909	CHARGES - OFFICES 227 NEWCASTLE ST	565.51			
\$APINVCE	9001940775	CHARGES - CP 47 NEWCASTLE ST PERTH	67.25			
\$APINVCE	9011704696	CHARGES - DRINK TAP OPP 103 LAKE ST	1,817.02			
\$APINVCE	9001939811	CHARGES - CP JAMES ST PERTH	534.93			
\$APINVCE	9008754123	CHARGES - RD VRG OPP 69 MOUNT ST	12.91			

Payment Details by Invoice

MUNICIPAL FUND



From Period 3 To Period 3
 From Date 1/09/2020 To Date 30/09/2020

<i>Cheque/EFT Number</i>	<i>Payment Date</i>	<i>Payee</i>	<i>Payment Amount</i>
\$APINVCE	9001938683	CHARGES - OFFICE 337 WELLINGTON ST PERTH	1,110.85
\$APINVCE	9021409682	CHARGES - TOILETS JAMES ST NORTHBRIDGE	49.58
\$APINVCE	9021045583	CHARGES - RD RESERVE TELETHON AVE	20.65
\$APINVCE	9001925815	CHARGES - CP 104 FRANCIS ST NORTHBRIDGE	47.00
\$APINVCE	9010423059	CHARGES - RD VRG ABERDEEN ST OPP	175.51
\$APINVCE	9001922876	CHARGES - PARK 200 JAMES ST NORTHBRIDGE	244.24
\$APINVCE	9001912328	CHARGES - RD VRG 1 ROYAL ST EAST PERTH	12.91
\$APINVCE	9001918164	CHARGES - CP 115 ABERDEEN ST PERTH LOT 1	110.98
\$APINVCE	9001888356	CHARGES - DRINK TAP 21 RIVERSIDE DR	121.31
\$APINVCE	9010951353	CHARGES - GRDN ABERDEEN ST NORTHBRIDGE	92.92
\$APINVCE	9009476954	CHARGES - RD VRG MURRAY ST PERTH	7.74
\$APINVCE	9001928581	CHARGES - TOILETS MOUNTS BAY RD	94.00
\$APINVCE	9022554849	CHARGES - GRDN SVCE AT KING ST	7.74
\$APINVCE	9001933233	CHARGES - DRINK TAP 1 HAY ST PERTH	72.27
\$APINVCE	9001938480	CHARGES - GROUNDS AT FORREST PL PERTH	1,510.17
\$APINVCE	9001854762	CHARGES - GRDN OPP 1 WINGFIELD AVE	12.84
\$APINVCE	9001928565	CHARGES - RES AT 2 BARRACK ST PERTH	565.24
\$APINVCE	9001928549	CHARGES - CP 165 TERRACE RD PERTH	223.59
\$APINVCE	9001888321	CHARGES - AMENITIES R12510 TERRACE RD	743.15
\$APINVCE	9001917233	CHARGES - DRINK TAP R 999 TRAFALGAR RD	18.01
\$APINVCE	9001931158	CHARGES - GRDN R R ST GEORGES TCE PERTH	18.07
\$APINVCE	9001907609	CHARGES - GRDN R WITTENOOM ST	5.16
\$APINVCE	9001909030	CHARGES - AMENITIES OPP 127 HILL ST	724.54
\$APINVCE	9015733814	CHARGES - RD VRG OPP 133 NEWCASTLE ST	10.32
\$APINVCE	9015733806	CHARGES - RD VRG OPP 76 NEWCASTLE ST	5.10
\$APINVCE	9001945269	CHARGES - STORE 18 STIRLING ST PERTH	247.91
\$APINVCE	9001885024	CHARGES - RD VRG MOUNT ST PERTH	18.07
\$APINVCE	9008856744	CHARGES - RES RIVERSIDE DR PERTH 13012	7.74
\$APINVCE	9001888292	CHARGES - GRDN R CAUSEWAY	149.70
\$APINVCE	9001860628	CHARGES - GRDN OPP 40 KINGS PARK RD	10.32
\$APINVCE	9001868320	CHARGES - CP 27 MAYFAIR ST WEST PERTH	304.69
\$APINVCE	9001881031	CHARGES - TOILETS H900 HAVELOCK ST	208.11
\$APINVCE	9001888284	CHARGES - AMENITIES R R CAUSEWAY	227.13
\$APINVCE	9012293286	CHARGES - RD VRG NR WOLF LANE MURRAY ST	5.58
\$APINVCE	9001938341	CHARGES - MEDIAN STRIP 1 WELLINGTON ST	105.82
\$APINVCE	9016512466	CHARGES - CENTRE 142 JAMES ST	733.39
\$APINVCE	9015599432	CHARGES - RES 20 ABERDEEN ST PERTH	7.74

Payment Details by Invoice

MUNICIPAL FUND



From Period 3 To Period 3 From Date 1/09/2020 To Date 30/09/2020

<i>Cheque/EFT Number</i>	<i>Payment Date</i>	<i>Payee</i>					<i>Payment Amount</i>	
		\$APINVCE	9001943343	CHARGES - CP 87-9 PIER ST PERTH	980.62			
		\$APINVCE	9008534358	CHARGES - CP ROE ST PERTH	887.29			
		\$APINVCE	9008856779	CHARGES - GRDN 10 VICTORIA SQ PERTH	18.07			
		\$APINVCE	9001939010	CHARGES - CP 376 WELLINGTON ST PERTH	2,560.49			
207791	3/09/2020	CTIS PTY LTD						2,725.49
		\$APINVCE	<u>Invoice Number</u> 01068913	<u>Payment Details</u> TICKET MACHINE (APM) AUDIT FEES 2020-21	<u>Amount</u> 2,781.11	<u>Discount</u> 55.62	<u>Retention</u> 55.62	
207792	3/09/2020	WEST COAST SHADE						132.00
		\$APINVCE	<u>Invoice Number</u> 00010622	<u>Payment Details</u> SHADE SAIL REPAIR AT LANGLEY PARK PLAYGR	<u>Amount</u> 132.00	<u>Discount</u>	<u>Retention</u> <u>PPS</u>	
207793	3/09/2020	BIDFOOD WA PTY LTD						642.48
		\$APINVCE	<u>Invoice Number</u> 150132485.PER	<u>Payment Details</u> CATERING SUPPLIES FOR CITIPLACE COMMUNIT	<u>Amount</u> 294.86	<u>Discount</u>	<u>Retention</u> <u>PPS</u>	
		\$APINVCE	<u>Invoice Number</u> 150119616.PER	<u>Payment Details</u> CATERING SUPPLIES FOR CITIPLACE COMMUNIT	<u>Amount</u> 347.62	<u>Discount</u>	<u>Retention</u> <u>PPS</u>	
207794	3/09/2020	RETECH RUBBER						2,992.00
		\$APINVCE	<u>Invoice Number</u> 00003183	<u>Payment Details</u> REPAIR PLAYGROUND SOFTFALL	<u>Amount</u> 2,992.00	<u>Discount</u>	<u>Retention</u> <u>PPS</u>	
207795	3/09/2020	MAJESTIC PLUMBING						1,785.60
		\$APINVCE	<u>Invoice Number</u> 237814	<u>Payment Details</u> VARIOUS SITES - UNPLANNED PLUMBING MAINT	<u>Amount</u> 174.79	<u>Discount</u>	<u>Retention</u> <u>PPS</u>	
		\$APINVCE	237868	VARIOUS SITES - UNPLANNED PLUMBING MAINT	250.31			
		\$APINVCE	237816	VARIOUS SITES - UNPLANNED PLUMBING MAINT	251.57			
		\$APINVCE	237892	VARIOUS SITES - UNPLANNED PLUMBING MAINT	98.40			
		\$APINVCE	237720	VARIOUS SITES - UNPLANNED PLUMBING MAINT	98.40			
		\$APINVCE	237769	VARIOUS SITES - UNPLANNED PLUMBING MAINT	171.69			
		\$APINVCE	237770	VARIOUS SITES - UNPLANNED PLUMBING MAINT	99.57			
		\$APINVCE	237817	VARIOUS SITES - UNPLANNED PLUMBING MAINT	220.00			
		\$APINVCE	237815	VARIOUS SITES - UNPLANNED PLUMBING MAINT	98.40			
		\$APINVCE	237891	VARIOUS SITES - UNPLANNED PLUMBING MAINT	87.40			
		\$APINVCE	237890	VARIOUS SITES - UNPLANNED PLUMBING MAINT	235.07			

Payment Details by Invoice

MUNICIPAL FUND



From Period 3 To Period 3 From Date 1/09/2020 To Date 30/09/2020

<i>Cheque/EFT Number</i>	<i>Payment Date</i>	<i>Payee</i>					<i>Payment Amount</i>
207796	3/09/2020	SONIC HEALTHPLUS PTY LTD					353.10
		<i>Invoice Number</i>	<i>Payment Details</i>	<i>Amount</i>	<i>Discount</i>	<i>Retention</i>	<i>PPS</i>
		\$APINVCE 2131715	PRE EMPLOYMENT MEDICAL ASSESSMENT FOR	353.10			
207797	3/09/2020	EOS ELECTRICAL					4,988.41
		<i>Invoice Number</i>	<i>Payment Details</i>	<i>Amount</i>	<i>Discount</i>	<i>Retention</i>	<i>PPS</i>
		\$APINVCE 00013445	ELECTRICAL MAINTENANCE OF STREET LIGHTS	139.70			
		\$APINVCE 00013446	ELECTRICAL MAINTENANCE OF STREET LIGHTS	4,848.71			
207798	3/09/2020	DRAINFLOW SERVICES PTY LTD					8,809.82
		<i>Invoice Number</i>	<i>Payment Details</i>	<i>Amount</i>	<i>Discount</i>	<i>Retention</i>	<i>PPS</i>
		\$APINVCE 00005865	REPLACEMENT OF MANHOLE AT 37 SAINT GEORG	5,742.67	114.85		
		\$APINVCE 00005870	FORREST PLACE LOADING DOCK - GULLY PIT A	1,591.00			
		\$APINVCE 00005818	FORREST PLACE LOADING DOCK - GULLY PIT A	1,591.00			
				114.85			
207799	3/09/2020	GILMOUR & JOOSTE ELECTRICAL					765.58
		<i>Invoice Number</i>	<i>Payment Details</i>	<i>Amount</i>	<i>Discount</i>	<i>Retention</i>	<i>PPS</i>
		\$APINVCE INV-9982	VARIOUS SITES - UNPLANNED ELECTRICAL MAI	55.00			
		\$APINVCE INV-9942	ELECTRICAL MAINTENANCE FOR STREET LIGHTI	286.55			
		\$APINVCE INV-9981	VARIOUS SITES - UNPLANNED ELECTRICAL MAI	132.00			
		\$APINVCE INV-9983	VARIOUS SITES - UNPLANNED ELECTRICAL MAI	292.03			
207800	3/09/2020	WAVESOUND PTY LTD					3,604.70
		<i>Invoice Number</i>	<i>Payment Details</i>	<i>Amount</i>	<i>Discount</i>	<i>Retention</i>	<i>PPS</i>
		\$APINVCE 139946	TRANSPARENT LANGUAGE ONLINE - BAND D	3,604.70			
207801	3/09/2020	IMAGE SOURCE DIGITAL SOLUTIONS					391.60
		<i>Invoice Number</i>	<i>Payment Details</i>	<i>Amount</i>	<i>Discount</i>	<i>Retention</i>	<i>PPS</i>
		\$APINVCE 453088	2 BANNERS FOR QUEENS GARDEN CAR PARK	391.60			
207802	3/09/2020	LIGHTSPEED COMMUNICATIONS AUSTRALIA PTY LTD T/AS					15,341.39
		<i>Invoice Number</i>	<i>Payment Details</i>	<i>Amount</i>	<i>Discount</i>	<i>Retention</i>	<i>PPS</i>
		\$APINVCE 86905	ANNUAL FIBRE PREVENTATIVE MAINTENANCE 20	11,260.02			
		\$APINVCE 86902	BREAK/FIX REPAIRS TO CITY OF PERTH FIBRE	147.88			
		\$APINVCE 86906	BREAK/FIX REPAIRS TO CITY OF PERTH FIBRE	3,933.49			

Payment Details by Invoice

MUNICIPAL FUND



From Period 3 To Period 3
 From Date 1/09/2020 To Date 30/09/2020

<i>Cheque/EFT Number</i>	<i>Payment Date</i>	<i>Payee</i>					<i>Payment Amount</i>
207803	3/09/2020	ADVANCE PRESS(2013)PTY LTD					1,001.00
		<i>Invoice Number</i>	<i>Payment Details</i>	<i>Amount</i>	<i>Discount</i>	<i>Retention</i>	<i>PPS</i>
		\$APINVCE 145739	SEP2020 BULK VERGE COLLECTION FLYERS	1,001.00			
207804	3/09/2020	DATALINE VISUAL LINK PTY LTD					1,240.64
		<i>Invoice Number</i>	<i>Payment Details</i>	<i>Amount</i>	<i>Discount</i>	<i>Retention</i>	<i>PPS</i>
		\$APINVCE 53089	Q10479 GEVISOFTE INTEGRATION	1,240.64			

Payment Details by Invoice

MUNICIPAL FUND



From Period 3 To Period 3 From Date 1/09/2020 To Date 30/09/2020

<i>Cheque/EFT Number</i>	<i>Payment Date</i>	<i>Payee</i>	<i>Payment Amount</i>
207805	3/09/2020	AUSTRALIAN SUPER	194,344.66

	<i>Invoice Number</i>	<i>Payment Details</i>	<i>Amount</i>	<i>Discount</i>	<i>Retention</i>	<i>PPS</i>
\$HRPAYJNL	F 28/08/2020	SGC COMPULSORY - EMPLOYER	2,165.74			
\$HRPAYJNL	F 28/08/2020	5% COUNCIL MATCHED COMPANY	35.52			
\$HRPAYJNL	F 28/08/2020	5% COUNCIL MATCHED COMPANY	101.67			
\$HRPAYJNL	F 28/08/2020	SGC COMPULSORY - EMPLOYER	1,113.55			
\$HRPAYJNL	F 28/08/2020	5% COUNCIL MATCHED COMPANY	176.40			
\$HRPAYJNL	F 28/08/2020	SGC COMPULSORY - EMPLOYER	190.28			
\$HRPAYJNL	F 28/08/2020	EMPLOYEE CONTRIBUTION - POST TAX (%)	218.24			
\$HRPAYJNL	F 28/08/2020	5% COUNCIL MATCHED COMPANY	31.13			
\$HRPAYJNL	F 28/08/2020	5% COUNCIL MATCHED COMPANY	11.17			
\$HRPAYJNL	F 28/08/2020	SGC COMPULSORY - EMPLOYER	409.21			
\$HRPAYJNL	EF 28/08/2020	5% COUNCIL MATCHED COMPANY	558.78			
\$HRPAYJNL	F 28/08/2020	SGC COMPULSORY - EMPLOYER	102.69			
\$HRPAYJNL	F 28/08/2020	5% COUNCIL MATCHED COMPANY	61.81			
\$HRPAYJNL	F 28/08/2020	5% COUNCIL MATCHED COMPANY	173.36			
\$HRPAYJNL	F 28/08/2020	SGC COMPULSORY - EMPLOYER	1,323.75			
\$HRPAYJNL	F 28/08/2020	SGC COMPULSORY - EMPLOYER	843.51			
\$HRPAYJNL	F 28/08/2020	5% COUNCIL MATCHED COMPANY	624.79			
\$HRPAYJNL	F 28/08/2020	SGC COMPULSORY - EMPLOYER	411.11			
\$HRPAYJNL	F 28/08/2020	SGC COMPULSORY - EMPLOYER	154.03			
\$HRPAYJNL	F 28/08/2020	5% COUNCIL MATCHED COMPANY	230.46			
\$HRPAYJNL	F 28/08/2020	5% COUNCIL MATCHED COMPANY	818.76			
\$HRPAYJNL	F 28/08/2020	SGC COMPULSORY - EMPLOYER	238.30			
\$HRPAYJNL	F 28/08/2020	5% COUNCIL MATCHED COMPANY	550.56			
\$HRPAYJNL	F 28/08/2020	SGC COMPULSORY - EMPLOYER	388.74			
\$HRPAYJNL	F 28/08/2020	SGC COMPULSORY - EMPLOYER	577.07			
\$HRPAYJNL	F 28/08/2020	5% COUNCIL MATCHED COMPANY	114.85			
\$HRPAYJNL	F 28/08/2020	5% COUNCIL MATCHED COMPANY	11.17			
\$HRPAYJNL	F 28/08/2020	5% COUNCIL MATCHED COMPANY	1,091.95			
\$HRPAYJNL	F 28/08/2020	5% COUNCIL MATCHED COMPANY	219.33			
\$HRPAYJNL	F 28/08/2020	5% COUNCIL MATCHED COMPANY	251.74			
\$HRPAYJNL	F 28/08/2020	5% COUNCIL MATCHED COMPANY	123.62			
\$HRPAYJNL	F 28/08/2020	SGC COMPULSORY - EMPLOYER	279.10			
\$HRPAYJNL	F 28/08/2020	EMPLOYEE CONTRIBUTION - PRETAX (%)	5,667.43			
\$HRPAYJNL	EF 28/08/2020	5% COUNCIL MATCHED COMPANY	693.90			

Payment Details by Invoice

MUNICIPAL FUND



From Period 3 To Period 3
 From Date 1/09/2020 To Date 30/09/2020

<i>Cheque/EFT Number</i>	<i>Payment Date</i>	<i>Payee</i>	<i>Payment Amount</i>
\$HRPAYJNL	F 28/08/2020	SGC COMPULSORY - EMPLOYER	1,039.04
\$HRPAYJNL	F 28/08/2020	SGC COMPULSORY - EMPLOYER	230.57
\$HRPAYJNL	F 28/08/2020	5% COUNCIL MATCHED COMPANY	120.61
\$HRPAYJNL	F 28/08/2020	5% COUNCIL MATCHED COMPANY	3,297.81
\$HRPAYJNL	F 28/08/2020	SGC COMPULSORY - EMPLOYER	545.12
\$HRPAYJNL	F 28/08/2020	5% COUNCIL MATCHED COMPANY	144.83
\$HRPAYJNL	EF 28/08/2020	5% COUNCIL MATCHED COMPANY	433.59
\$HRPAYJNL	F 28/08/2020	SGC COMPULSORY - EMPLOYER	21.22
\$HRPAYJNL	F 28/08/2020	SGC COMPULSORY - EMPLOYER	102.69
\$HRPAYJNL	F 28/08/2020	5% COUNCIL MATCHED COMPANY	16.95
\$HRPAYJNL	F 28/08/2020	SGC COMPULSORY - EMPLOYER	2,163.29
\$HRPAYJNL	F 28/08/2020	SGC COMPULSORY - EMPLOYER	86.50
\$HRPAYJNL	EF 28/08/2020	5% COUNCIL MATCHED COMPANY	505.20
\$HRPAYJNL	F 28/08/2020	SGC COMPULSORY - EMPLOYER	284.35
\$HRPAYJNL	EF 28/08/2020	SGC COMPULSORY - EMPLOYER	959.88
\$HRPAYJNL	F 28/08/2020	SGC COMPULSORY - EMPLOYER	31.42
\$HRPAYJNL	F 28/08/2020	5% COUNCIL MATCHED COMPANY	1,388.39
\$HRPAYJNL	EF 28/08/2020	SGC COMPULSORY - EMPLOYER	1,259.35
\$HRPAYJNL	F 28/08/2020	SGC COMPULSORY - EMPLOYER	2,498.22
\$HRPAYJNL	F 28/08/2020	5% COUNCIL MATCHED COMPANY	439.52
\$HRPAYJNL	F 28/08/2020	SGC COMPULSORY - EMPLOYER	296.45
\$HRPAYJNL	F 28/08/2020	SGC COMPULSORY - EMPLOYER	351.50
\$HRPAYJNL	F 28/08/2020	5% COUNCIL MATCHED COMPANY	81.63
\$HRPAYJNL	F 28/08/2020	SGC COMPULSORY - EMPLOYER	464.38
\$HRPAYJNL	F 28/08/2020	SGC COMPULSORY - EMPLOYER	1,764.92
\$HRPAYJNL	F 28/08/2020	SGC COMPULSORY - EMPLOYER	171.18
\$HRPAYJNL	F 28/08/2020	5% COUNCIL MATCHED COMPANY	58.36
\$HRPAYJNL	F 28/08/2020	5% COUNCIL MATCHED COMPANY	269.92
\$HRPAYJNL	F 28/08/2020	5% COUNCIL MATCHED COMPANY	164.61
\$HRPAYJNL	F 28/08/2020	5% COUNCIL MATCHED COMPANY	76.89
\$HRPAYJNL	F 28/08/2020	SGC COMPULSORY - EMPLOYER	21.77
\$HRPAYJNL	F 28/08/2020	SGC COMPULSORY - EMPLOYER	210.10
\$HRPAYJNL	F 28/08/2020	5% COUNCIL MATCHED COMPANY	121.36
\$HRPAYJNL	F 28/08/2020	5% COUNCIL MATCHED COMPANY	11.17
\$HRPAYJNL	F 28/08/2020	5% COUNCIL MATCHED COMPANY	90.10
\$HRPAYJNL	F 28/08/2020	SGC COMPULSORY - EMPLOYER	864.05
\$HRPAYJNL	F 28/08/2020	SGC COMPULSORY - EMPLOYER	1,304.28

Payment Details by Invoice

MUNICIPAL FUND



From Period 3 To Period 3
 From Date 1/09/2020 To Date 30/09/2020

<i>Cheque/EFT Number</i>	<i>Payment Date</i>	<i>Payee</i>	<i>Payment Amount</i>
\$HRPAYJNL	F 28/08/2020	SGC COMPULSORY - EMPLOYER	38.17
\$HRPAYJNL	EF 28/08/2020	5% COUNCIL MATCHED COMPANY	155.19
\$HRPAYJNL	F 28/08/2020	SGC COMPULSORY - EMPLOYER	1,599.59
\$HRPAYJNL	F 28/08/2020	5% COUNCIL MATCHED COMPANY	204.26
\$HRPAYJNL	F 28/08/2020	SGC COMPULSORY - EMPLOYER	4.08
\$HRPAYJNL	F 28/08/2020	SGC COMPULSORY - EMPLOYER	1,049.85
\$HRPAYJNL	F 28/08/2020	5% COUNCIL MATCHED COMPANY	197.94
\$HRPAYJNL	F 28/08/2020	5% COUNCIL MATCHED COMPANY	47.23
\$HRPAYJNL	EF 28/08/2020	5% COUNCIL MATCHED COMPANY	520.52
\$HRPAYJNL	F 28/08/2020	SGC COMPULSORY - EMPLOYER	854.11
\$HRPAYJNL	F 28/08/2020	SGC COMPULSORY - EMPLOYER	797.81
\$HRPAYJNL	F 28/08/2020	SGC COMPULSORY - EMPLOYER	902.61
\$HRPAYJNL	F 28/08/2020	5% COUNCIL MATCHED COMPANY	147.77
\$HRPAYJNL	F 28/08/2020	SGC COMPULSORY - EMPLOYER	248.07
\$HRPAYJNL	F 28/08/2020	SGC COMPULSORY - EMPLOYER	239.46
\$HRPAYJNL	F 28/08/2020	SGC COMPULSORY - EMPLOYER	143.24
\$HRPAYJNL	F 28/08/2020	SGC COMPULSORY - EMPLOYER	396.48
\$HRPAYJNL	F 28/08/2020	SGC COMPULSORY - EMPLOYER	490.70
\$HRPAYJNL	F 28/08/2020	SGC COMPULSORY - EMPLOYER	261.42
\$HRPAYJNL	F 28/08/2020	SGC COMPULSORY - EMPLOYER	1,938.78
\$HRPAYJNL	F 28/08/2020	5% COUNCIL MATCHED COMPANY	152.21
\$HRPAYJNL	F 28/08/2020	SGC COMPULSORY - EMPLOYER	604.84
\$HRPAYJNL	F 28/08/2020	SGC COMPULSORY - EMPLOYER	267.72
\$HRPAYJNL	F 28/08/2020	SGC COMPULSORY - EMPLOYER	193.17
\$HRPAYJNL	F 28/08/2020	CC SCHEME EMPLOYEE CONTRIBUTION - PRETAX	22,227.84
\$HRPAYJNL	F 28/08/2020	5% COUNCIL MATCHED COMPANY	194.53
\$HRPAYJNL	F 28/08/2020	SGC COMPULSORY - EMPLOYER	881.86
\$HRPAYJNL	F 28/08/2020	SGC COMPULSORY - EMPLOYER	3,957.06
\$HRPAYJNL	F 28/08/2020	SGC COMPULSORY - EMPLOYER	782.21
\$HRPAYJNL	F 28/08/2020	5% COUNCIL MATCHED COMPANY	31.77
\$HRPAYJNL	F 28/08/2020	SGC COMPULSORY - EMPLOYER	1,648.52
\$HRPAYJNL	F 28/08/2020	SGC COMPULSORY - EMPLOYER	21.22
\$HRPAYJNL	EF 28/08/2020	5% COUNCIL MATCHED COMPANY	1,156.23
\$HRPAYJNL	F 28/08/2020	5% COUNCIL MATCHED COMPANY	192.60
\$HRPAYJNL	F 28/08/2020	SGC COMPULSORY - EMPLOYER	91.73
\$HRPAYJNL	F 28/08/2020	SGC COMPULSORY - EMPLOYER	1,060.53
\$HRPAYJNL	F 28/08/2020	5% COUNCIL MATCHED COMPANY	140.06

Payment Details by Invoice

MUNICIPAL FUND



From Period 3 To Period 3
 From Date 1/09/2020 To Date 30/09/2020

<i>Cheque/EFT Number</i>	<i>Payment Date</i>	<i>Payee</i>	<i>Payment Amount</i>
\$HRPAYJNL	F 28/08/2020	SGC COMPULSORY - EMPLOYER	2,683.07
\$HRPAYJNL	EF 28/08/2020	SGC COMPULSORY - EMPLOYER	1,685.06
\$HRPAYJNL	EF 28/08/2020	SGC COMPULSORY - EMPLOYER	1,164.99
\$HRPAYJNL	F 28/08/2020	5% COUNCIL MATCHED COMPANY	330.57
\$HRPAYJNL	F 28/08/2020	5% COUNCIL MATCHED COMPANY	125.42
\$HRPAYJNL	F 28/08/2020	5% COUNCIL MATCHED COMPANY	1,412.15
\$HRPAYJNL	F 28/08/2020	5% COUNCIL MATCHED COMPANY	246.05
\$HRPAYJNL	EF 28/08/2020	SGC COMPULSORY - EMPLOYER	2,711.82
\$HRPAYJNL	F 28/08/2020	SGC COMPULSORY - EMPLOYER	1,369.82
\$HRPAYJNL	F 28/08/2020	5% COUNCIL MATCHED COMPANY	602.08
\$HRPAYJNL	F 28/08/2020	5% COUNCIL MATCHED COMPANY	287.50
\$HRPAYJNL	F 28/08/2020	SGC COMPULSORY - EMPLOYER	1,779.50
\$HRPAYJNL	F 28/08/2020	SGC COMPULSORY - EMPLOYER	992.69
\$HRPAYJNL	F 28/08/2020	SGC COMPULSORY - EMPLOYER	91.73
\$HRPAYJNL	EF 28/08/2020	5% COUNCIL MATCHED COMPANY	243.37
\$HRPAYJNL	F 28/08/2020	SGC COMPULSORY - EMPLOYER	595.45
\$HRPAYJNL	F 28/08/2020	SGC COMPULSORY - EMPLOYER	21.22
\$HRPAYJNL	F 28/08/2020	SGC COMPULSORY - EMPLOYER	369.61
\$HRPAYJNL	F 28/08/2020	SGC COMPULSORY - EMPLOYER	3,168.72
\$HRPAYJNL	F 28/08/2020	SGC COMPULSORY - EMPLOYER	483.67
\$HRPAYJNL	F 28/08/2020	5% COUNCIL MATCHED COMPANY	404.96
\$HRPAYJNL	F 28/08/2020	SGC COMPULSORY - EMPLOYER	1,289.72
\$HRPAYJNL	F 28/08/2020	5% COUNCIL MATCHED COMPANY	194.53
\$HRPAYJNL	EF 28/08/2020	SGC COMPULSORY - EMPLOYER	219.47
\$HRPAYJNL	EF 28/08/2020	5% COUNCIL MATCHED COMPANY	319.26
\$HRPAYJNL	F 28/08/2020	SGC COMPULSORY - EMPLOYER	2,450.53
\$HRPAYJNL	F 28/08/2020	SGC COMPULSORY - EMPLOYER	3,226.84
\$HRPAYJNL	F 28/08/2020	5% COUNCIL MATCHED COMPANY	466.77
\$HRPAYJNL	F 28/08/2020	SGC COMPULSORY - EMPLOYER	69.48
\$HRPAYJNL	F 28/08/2020	SGC COMPULSORY - EMPLOYER	388.09
\$HRPAYJNL	F 28/08/2020	5% COUNCIL MATCHED COMPANY	75.39
\$HRPAYJNL	F 28/08/2020	SGC COMPULSORY - EMPLOYER	496.21
\$HRPAYJNL	F 28/08/2020	5% COUNCIL MATCHED COMPANY	192.27
\$HRPAYJNL	EF 28/08/2020	SGC COMPULSORY - EMPLOYER	3,257.21
\$HRPAYJNL	EF 28/08/2020	SGC COMPULSORY - EMPLOYER	1,869.38
\$HRPAYJNL	F 28/08/2020	5% COUNCIL MATCHED COMPANY	130.08
\$HRPAYJNL	F 28/08/2020	SGC COMPULSORY - EMPLOYER	1,003.79

Payment Details by Invoice

MUNICIPAL FUND



From Period 3 To Period 3
 From Date 1/09/2020 To Date 30/09/2020

<i>Cheque/EFT Number</i>	<i>Payment Date</i>	<i>Payee</i>	<i>Payment Amount</i>
\$HRPAYJNL	EF 28/08/2020	5% COUNCIL MATCHED COMPANY	182.63
\$HRPAYJNL	F 28/08/2020	5% COUNCIL MATCHED COMPANY	299.40
\$HRPAYJNL	F 28/08/2020	SGC COMPULSORY - EMPLOYER	666.82
\$HRPAYJNL	F 28/08/2020	5% COUNCIL MATCHED COMPANY	82.69
\$HRPAYJNL	F 28/08/2020	SGC COMPULSORY - EMPLOYER	335.16
\$HRPAYJNL	F 28/08/2020	SGC COMPULSORY - EMPLOYER	712.79
\$HRPAYJNL	EF 28/08/2020	SGC COMPULSORY - EMPLOYER	7,472.12
\$HRPAYJNL	EF 28/08/2020	5% COUNCIL MATCHED COMPANY	1,333.92
\$HRPAYJNL	F 28/08/2020	SGC COMPULSORY - EMPLOYER	60.37
\$HRPAYJNL	F 28/08/2020	SGC COMPULSORY - EMPLOYER	811.58
\$HRPAYJNL	F 28/08/2020	5% COUNCIL MATCHED COMPANY	194.53
\$HRPAYJNL	F 28/08/2020	CC SCHEME EMPLOYEE CONTRIBUTION - PRETAX	192.24
\$HRPAYJNL	EF 28/08/2020	SGC COMPULSORY - EMPLOYER	2,776.84
\$HRPAYJNL	F 28/08/2020	SGC COMPULSORY - EMPLOYER	1,168.99
\$HRPAYJNL	F 28/08/2020	EMPLOYEE CONTRIBUTION - POST TAX (\$)	239.00
\$HRPAYJNL	F 28/08/2020	5% COUNCIL MATCHED COMPANY	506.17
\$HRPAYJNL	F 28/08/2020	SGC COMPULSORY - EMPLOYER	701.27
\$HRPAYJNL	EF 28/08/2020	5% COUNCIL MATCHED COMPANY	304.27
\$HRPAYJNL	F 28/08/2020	5% COUNCIL MATCHED COMPANY	11.95
\$HRPAYJNL	F 28/08/2020	SGC COMPULSORY - EMPLOYER	436.37
\$HRPAYJNL	F 28/08/2020	SGC COMPULSORY - EMPLOYER	140.38
\$HRPAYJNL	F 28/08/2020	5% COUNCIL MATCHED COMPANY	526.92
\$HRPAYJNL	F 28/08/2020	5% COUNCIL MATCHED COMPANY	314.09
\$HRPAYJNL	F 28/08/2020	5% COUNCIL MATCHED COMPANY	211.21
\$HRPAYJNL	F 28/08/2020	SGC COMPULSORY - EMPLOYER	330.64
\$HRPAYJNL	F 28/08/2020	5% COUNCIL MATCHED COMPANY	45.53
\$HRPAYJNL	F 28/08/2020	SGC COMPULSORY - EMPLOYER	570.01
\$HRPAYJNL	F 28/08/2020	5% COUNCIL MATCHED COMPANY	800.44
\$HRPAYJNL	F 28/08/2020	5% COUNCIL MATCHED COMPANY	192.60
\$HRPAYJNL	F 28/08/2020	SGC COMPULSORY - EMPLOYER	179.67
\$HRPAYJNL	F 28/08/2020	SGC COMPULSORY - EMPLOYER	956.92
\$HRPAYJNL	F 28/08/2020	SGC COMPULSORY - EMPLOYER	925.25
\$HRPAYJNL	F 28/08/2020	SGC COMPULSORY - EMPLOYER	1,039.64
\$HRPAYJNL	F 28/08/2020	SGC COMPULSORY - EMPLOYER	402.82
\$HRPAYJNL	F 28/08/2020	SGC COMPULSORY - EMPLOYER	1,260.62
\$HRPAYJNL	F 28/08/2020	SGC COMPULSORY - EMPLOYER	1,274.48
\$HRPAYJNL	F 28/08/2020	SGC COMPULSORY - EMPLOYER	4,496.21

Payment Details by Invoice

MUNICIPAL FUND



From Period 3 To Period 3
 From Date 1/09/2020 To Date 30/09/2020

<i>Cheque/EFT Number</i>	<i>Payment Date</i>	<i>Payee</i>	<i>Payment Amount</i>
\$HRPAYJNL	F 28/08/2020	SGC COMPULSORY - EMPLOYER	9,754.62
\$HRPAYJNL	F 28/08/2020	SGC COMPULSORY - EMPLOYER	550.03
\$HRPAYJNL	F 28/08/2020	SGC COMPULSORY - EMPLOYER	1,340.25
\$HRPAYJNL	F 28/08/2020	SGC COMPULSORY - EMPLOYER	1,420.65
\$HRPAYJNL	F 28/08/2020	SGC COMPULSORY - EMPLOYER	10.41
\$HRPAYJNL	F 28/08/2020	SGC COMPULSORY - EMPLOYER	280.77
\$HRPAYJNL	F 28/08/2020	SGC COMPULSORY - EMPLOYER	446.81
\$HRPAYJNL	F 28/08/2020	SGC COMPULSORY - EMPLOYER	218.23
\$HRPAYJNL	F 28/08/2020	SGC COMPULSORY - EMPLOYER	221.77
\$HRPAYJNL	F 28/08/2020	SGC COMPULSORY - EMPLOYER	1,001.15
\$HRPAYJNL	F 28/08/2020	5% COUNCIL MATCHED COMPANY	228.08
\$HRPAYJNL	F 28/08/2020	5% COUNCIL MATCHED COMPANY	198.39
\$HRPAYJNL	F 28/08/2020	5% COUNCIL MATCHED COMPANY	121.58
\$HRPAYJNL	F 28/08/2020	5% COUNCIL MATCHED COMPANY	301.42
\$HRPAYJNL	F 28/08/2020	5% COUNCIL MATCHED COMPANY	464.14
\$HRPAYJNL	F 28/08/2020	5% COUNCIL MATCHED COMPANY	622.76
\$HRPAYJNL	F 28/08/2020	5% COUNCIL MATCHED COMPANY	426.86
\$HRPAYJNL	F 28/08/2020	5% COUNCIL MATCHED COMPANY	73.89
\$HRPAYJNL	F 28/08/2020	5% COUNCIL MATCHED COMPANY	130.08
\$HRPAYJNL	F 28/08/2020	5% COUNCIL MATCHED COMPANY	1,546.60
\$HRPAYJNL	EF 28/08/2020	EMPLOYEE CONTRIBUTION - PRETAX (%)	1,157.77
\$HRPAYJNL	EF 28/08/2020	CC SCHEME EMPLOYEE CONTRIBUTION - PRETAX	3,833.33
\$HRPAYJNL	EF 28/08/2020	CC SCHEME EMPLOYEE CONTRIBUTION - POSTTA	1,867.18
\$HRPAYJNL	EF 28/08/2020	SGC COMPULSORY - EMPLOYER	584.57
\$HRPAYJNL	EF 28/08/2020	SGC COMPULSORY - EMPLOYER	912.17
\$HRPAYJNL	EF 28/08/2020	SGC COMPULSORY - EMPLOYER	294.87
\$HRPAYJNL	F 28/08/2020	CC SCHEME EMPLOYEE CONTRIBUTION - POSTTA	2,176.98
\$HRPAYJNL	F 28/08/2020	SGC COMPULSORY - EMPLOYER	10.41
\$HRPAYJNL	F 28/08/2020	SGC COMPULSORY - EMPLOYER	1,196.72
\$HRPAYJNL	F 28/08/2020	SGC COMPULSORY - EMPLOYER	102.69
\$HRPAYJNL	F 28/08/2020	SGC COMPULSORY - EMPLOYER	241.45
\$HRPAYJNL	F 28/08/2020	SGC COMPULSORY - EMPLOYER	496.64
\$HRPAYJNL	F 28/08/2020	SGC COMPULSORY - EMPLOYER	32.21
\$HRPAYJNL	F 28/08/2020	SGC COMPULSORY - EMPLOYER	1,593.28
\$HRPAYJNL	F 28/08/2020	SGC COMPULSORY - EMPLOYER	3.47
\$HRPAYJNL	F 28/08/2020	SGC COMPULSORY - EMPLOYER	821.90
\$HRPAYJNL	F 28/08/2020	SGC COMPULSORY - EMPLOYER	91.73

Payment Details by Invoice

MUNICIPAL FUND



From Period 3 To Period 3
 From Date 1/09/2020 To Date 30/09/2020

<i>Cheque/EFT Number</i>	<i>Payment Date</i>	<i>Payee</i>					<i>Payment Amount</i>
\$HRPAYJNL	F 28/08/2020	5% COUNCIL MATCHED COMPANY					465.87
\$HRPAYJNL	F 28/08/2020	5% COUNCIL MATCHED COMPANY					121.58
\$HRPAYJNL	F 28/08/2020	5% COUNCIL MATCHED COMPANY					11.17
\$HRPAYJNL	F 28/08/2020	5% COUNCIL MATCHED COMPANY					241.39
\$HRPAYJNL	F 28/08/2020	5% COUNCIL MATCHED COMPANY					427.10
\$HRPAYJNL	F 28/08/2020	5% COUNCIL MATCHED COMPANY					263.05
\$HRPAYJNL	F 28/08/2020	5% COUNCIL MATCHED COMPANY					1,026.60
\$HRPAYJNL	EF 28/08/2020	SGC COMPULSORY - EMPLOYER					2,740.71
207806	3/09/2020	BLACKWOODS ATKINS					159.72
		<i>Invoice Number</i>	<i>Payment Details</i>	<i>Amount</i>	<i>Discount</i>	<i>Retention</i>	<i>PPS</i>
		\$APINVCE	PE7236XG	STORES STOCK	159.72		
207807	3/09/2020	WA VENUES & EVENTS PTY LTD					3,850.44
		<i>Invoice Number</i>	<i>Payment Details</i>	<i>Amount</i>	<i>Discount</i>	<i>Retention</i>	<i>PPS</i>
		\$APINVCE	502325	CONCERT HALL ELECTRICAL POWER 2019/20 -	3,850.44		
207808	3/09/2020	IBC DIGITAL					811.22
		<i>Invoice Number</i>	<i>Payment Details</i>	<i>Amount</i>	<i>Discount</i>	<i>Retention</i>	<i>PPS</i>
		\$APINVCE	14452	CPP WEBSITE AND MOBILE APP SUPPORT	811.22		
207809	3/09/2020	BULLANT SECURITY PTY LTD					146.92
		<i>Invoice Number</i>	<i>Payment Details</i>	<i>Amount</i>	<i>Discount</i>	<i>Retention</i>	<i>PPS</i>
		\$APINVCE	10201762	CCTV CABINET LOCKS FOR MOORE STREET QUOT	146.92		
207810	3/09/2020	A E HOSKINS & SONS					1,947.61
		<i>Invoice Number</i>	<i>Payment Details</i>	<i>Amount</i>	<i>Discount</i>	<i>Retention</i>	<i>PPS</i>
		\$APINVCE	439780	MCLEAN LANE PLAQUE INSTALLATION	1,947.61		
207811	3/09/2020	CSE CROSSCOM PTY LTD					2,172.50
		<i>Invoice Number</i>	<i>Payment Details</i>	<i>Amount</i>	<i>Discount</i>	<i>Retention</i>	<i>PPS</i>
		\$APINVCE	429765	TWO-WAY RADIO - AIR TIME FOR 20/21 FINAN	2,172.50		
207812	3/09/2020	AUSTRALIAN SERVICES UNION					466.20
		<i>Invoice Number</i>	<i>Payment Details</i>	<i>Amount</i>	<i>Discount</i>	<i>Retention</i>	<i>PPS</i>
		\$HRPAYJNL	EF 28/08/2020	AUSTRALIAN SERVICES UNION	25.90		
		\$HRPAYJNL	F 28/08/2020	AUSTRALIAN SERVICES UNION	440.30		

Payment Details by Invoice

MUNICIPAL FUND



From Period 3 To Period 3 From Date 1/09/2020 To Date 30/09/2020

<i>Cheque/EFT Number</i>	<i>Payment Date</i>	<i>Payee</i>					<i>Payment Amount</i>
207813	3/09/2020	THE TRUSTEE FOR THE SWIFT FLOW UNIT TRUST					717.03
		<i>Invoice Number</i>	<i>Payment Details</i>	<i>Amount</i>	<i>Discount</i>	<i>Retention</i>	<i>PPS</i>
		\$APINVCE 10136	UNDERTAKE A ROOF AND GUTTER INSPECTION A	717.03			
207814	3/09/2020	ROWSON'S PLUMBING SERVICES PTY LTD					961.13
		<i>Invoice Number</i>	<i>Payment Details</i>	<i>Amount</i>	<i>Discount</i>	<i>Retention</i>	<i>PPS</i>
		\$APINVCE 817486	VARIOUS SITES - UNPLANNED PLUMBING MAINT	413.40			
		\$APINVCE 817499	VARIOUS SITES - UNPLANNED PLUMBING MAINT	547.73			
207815	3/09/2020	ALLMAKES PTY LTD T/AS BRANDWORX AUSTRALIA					91.10
		<i>Invoice Number</i>	<i>Payment Details</i>	<i>Amount</i>	<i>Discount</i>	<i>Retention</i>	<i>PPS</i>
		\$APINVCE 723352	UNIFORM PARKING INFORMATION OFFICERS & P	91.10			
207816	3/09/2020	URBAQUA LTD					1,089.00
		<i>Invoice Number</i>	<i>Payment Details</i>	<i>Amount</i>	<i>Discount</i>	<i>Retention</i>	<i>PPS</i>
		\$APINVCE INV-02655	GW MONITORING SUPREME COURT GARDENS - TH	1,089.00			
207817	3/09/2020	WINC AUSTRALIA PTY PTD					153.13
		<i>Invoice Number</i>	<i>Payment Details</i>	<i>Amount</i>	<i>Discount</i>	<i>Retention</i>	<i>PPS</i>
		\$APINVCE 9033550903	STORES STOCK	80.19			
		\$APINVCE 9033538520	20/21 STATIONERY AND OFFICE SUPPLIES - G	72.94			
207818	3/09/2020	JLL PUBLIC SECTOR VALUATIONS PTY LTD					990.00
		<i>Invoice Number</i>	<i>Payment Details</i>	<i>Amount</i>	<i>Discount</i>	<i>Retention</i>	<i>PPS</i>
		\$APINVCE AU003-0174361	DESKTOP VALUES FOR 2020 REVALUATION OF T	990.00			
207819	3/09/2020	WINDOW WIPERS					1,892.00
		<i>Invoice Number</i>	<i>Payment Details</i>	<i>Amount</i>	<i>Discount</i>	<i>Retention</i>	<i>PPS</i>
		\$APINVCE WW23497	VARIOUS SITES - WINDOW CLEANING - 2020/21	770.00			
		\$APINVCE WW23498	VARIOUS SITES - WINDOW CLEANING - 2020/21	440.00			
		\$APINVCE WW23512	VARIOUS SITES - WINDOW CLEANING - 2020/21	110.00			
		\$APINVCE WW23495	VARIOUS SITES - WINDOW CLEANING - 2020/21	440.00			
		\$APINVCE WW23514	VARIOUS SITES - WINDOW CLEANING - 2020/21	132.00			

Payment Details by Invoice

MUNICIPAL FUND



From Period 3 To Period 3
 From Date 1/09/2020 To Date 30/09/2020

<i>Cheque/EFT Number</i>	<i>Payment Date</i>	<i>Payee</i>					<i>Payment Amount</i>
207820	3/09/2020	ESSENTIAL FIRE SERVICES PTY LTD					943.25
		<i>Invoice Number</i>	<i>Payment Details</i>	<i>Amount</i>	<i>Discount</i>	<i>Retention</i>	<i>PPS</i>
		\$APINVCE 70434SM	FIGURES ARE AN ESTIMATE ONLY, BASED ON A	242.00			
		\$APINVCE 71487SM	FIGURES ARE AN ESTIMATE ONLY, BASED ON A	121.00			
		\$APINVCE 71489SM	FIGURES ARE AN ESTIMATE ONLY, BASED ON A	181.50			
		\$APINVCE 71436SM	FIGURES ARE AN ESTIMATE ONLY, BASED ON A	398.75			
207821	3/09/2020	BARNETTS (WA)PTY LTD					294.25
		<i>Invoice Number</i>	<i>Payment Details</i>	<i>Amount</i>	<i>Discount</i>	<i>Retention</i>	<i>PPS</i>
		\$APINVCE POSS202483	VARIOUS SITES - UNPLANNED MAINTENANCE -	294.25			
207822	3/09/2020	TRAVIS HAYTO PHOTOGRAPHY					478.50
		<i>Invoice Number</i>	<i>Payment Details</i>	<i>Amount</i>	<i>Discount</i>	<i>Retention</i>	<i>PPS</i>
		\$APINVCE 00001799	AWARD WINNING BUSINESSES MAYFAIR LANE	478.50			
207823	3/09/2020	PLANT FORCE INVESTMENTS PTY LTD T/AS PLANTRITE					758.45
		<i>Invoice Number</i>	<i>Payment Details</i>	<i>Amount</i>	<i>Discount</i>	<i>Retention</i>	<i>PPS</i>
		\$APINVCE 00032661	SUPPLY PLANTS, PART OF QUOTE 29730	758.45			
207824	3/09/2020	GRENSHED PTY LTD T/AS LIVING TURF					475.20
		<i>Invoice Number</i>	<i>Payment Details</i>	<i>Amount</i>	<i>Discount</i>	<i>Retention</i>	<i>PPS</i>
		\$APINVCE 51680/01	4 X 20 LT CONTAINERS OF LIQUID TURF FERT	475.20			
207825	3/09/2020	CENTRAL CITY HEALTH PROFESSIONALS					235.00
		<i>Invoice Number</i>	<i>Payment Details</i>	<i>Amount</i>	<i>Discount</i>	<i>Retention</i>	<i>PPS</i>
		\$APINVCE 0077772	PARKING OFFICER PODIATRY 20/21	150.00			
		\$APINVCE 0077643	PARKING OFFICER PODIATRY 20/21	85.00			
207826	3/09/2020	ANTHONY BENCH T/AS KLEEN WEST DISTRIBUTORS					474.99
		<i>Invoice Number</i>	<i>Payment Details</i>	<i>Amount</i>	<i>Discount</i>	<i>Retention</i>	<i>PPS</i>
		\$APINVCE 00049999	BIO GOLD DEGREASER TO CLEAN HEAVY DUTY O	474.99			

Payment Details by Invoice

MUNICIPAL FUND



From Period 3 To Period 3 From Date 1/09/2020 To Date 30/09/2020

<i>Cheque/EFT Number</i>	<i>Payment Date</i>	<i>Payee</i>					<i>Payment Amount</i>
207827	3/09/2020	DULUXGROUP(AUSTRALIA)PTY LTD T/AS DULUX					556.31
		<i>Invoice Number</i>	<i>Payment Details</i>	<i>Amount</i>	<i>Discount</i>	<i>Retention</i>	<i>PPS</i>
		\$APINVCE WC04-0311392	PAINT AND HARDWARE SUPPLIES FOR USE IN G	75.91			
		\$APINVCE WC04-0311379	PAINT AND HARDWARE SUPPLIES FOR USE IN G	160.10			
		\$APINVCE WC04-0308220	PAINT AND HARDWARE SUPPLIES FOR USE IN G	164.18			
		\$APINVCE WC04-0311293	PAINT AND HARDWARE SUPPLIES FOR USE IN G	98.59			
		\$APINVCE WC04-0311439	PAINT AND HARDWARE SUPPLIES FOR USE IN G	57.53			
207828	3/09/2020	THE TRUSTEE FOR THE D & J ROSE FAMILY TRUST T/A					161.16
		<i>Invoice Number</i>	<i>Payment Details</i>	<i>Amount</i>	<i>Discount</i>	<i>Retention</i>	<i>PPS</i>
		\$APINVCE 00015962	DESK NAME PLATES AND FREIGHT - COP STAFF	161.16			
207829	3/09/2020	WOOD AND GRIEVE ENGINEERS LTD					1,430.85
		<i>Invoice Number</i>	<i>Payment Details</i>	<i>Amount</i>	<i>Discount</i>	<i>Retention</i>	<i>PPS</i>
		\$APINVCE 258914	IRWIN STREET PLAZA CATENARY LIGHTING- EA	1,430.85			
207830	3/09/2020	J.H. FLUID TRANSFER SOLUTIONS PTY LTD T/AS PIRTEK					62.72
		<i>Invoice Number</i>	<i>Payment Details</i>	<i>Amount</i>	<i>Discount</i>	<i>Retention</i>	<i>PPS</i>
		\$APINVCE ML-T00035437	REPLACE BUTTERFLY ON BALL VALVE ON NEW W	62.72			
207831	3/09/2020	HERITAGE WAY PTY LTD (DOMUS NURSERY)					6,034.56
		<i>Invoice Number</i>	<i>Payment Details</i>	<i>Amount</i>	<i>Discount</i>	<i>Retention</i>	<i>PPS</i>
		\$APINVCE 143500	PRE ORDERED PLANTS FOR QUEENS AND SURROU	1,933.51			
		\$APINVCE 145346	WA NATIVE PLANTS INCLUDING FOR MALL DISP	4,101.05			
207832	3/09/2020	THE GRIFFITH FAMILY TRUST T/AS SUPERSTOCK SERVICES					52.78
		<i>Invoice Number</i>	<i>Payment Details</i>	<i>Amount</i>	<i>Discount</i>	<i>Retention</i>	<i>PPS</i>
		\$APINVCE 40419110	FRUIT JUICE AND DAIRY PRODUCTS FOR THE C	52.78			
207833	3/09/2020	SELECT FRESH PTY LTD					239.54
		<i>Invoice Number</i>	<i>Payment Details</i>	<i>Amount</i>	<i>Discount</i>	<i>Retention</i>	<i>PPS</i>
		\$APINVCE 279795	FRUIT AND VEGETABLES	90.89			
		\$APINVCE 279659	FRUIT AND VEG FOR CHILD CARE	148.65			

Payment Details by Invoice

MUNICIPAL FUND



From Period 3 To Period 3 From Date 1/09/2020 To Date 30/09/2020

<i>Cheque/EFT Number</i>	<i>Payment Date</i>	<i>Payee</i>					<i>Payment Amount</i>
207834	3/09/2020	ACCESS ICON PTY LTD T/AS CASCADA GROUP					944.35
		<i>Invoice Number</i>	<i>Payment Details</i>	<i>Amount</i>	<i>Discount</i>	<i>Retention</i>	<i>PPS</i>
		\$APINVCE 10194	1X 750 X 750MM CONCRETE MANHOLE COVER	647.35			
		\$APINVCE 10198	PIT LIDS - OZONE RESERVE	297.00			
207835	3/09/2020	THE TRUSTEE FOR THE CHISHOLM FAMILY TRUST T/AS					836.00
		<i>Invoice Number</i>	<i>Payment Details</i>	<i>Amount</i>	<i>Discount</i>	<i>Retention</i>	<i>PPS</i>
		\$APINVCE INV-0654	ADDITIONAL EDITS FOR MEDIA PLAN	836.00			
207836	3/09/2020	GPC ASIA PACIFIC PTY LTD T/AS COVS					130.08
		<i>Invoice Number</i>	<i>Payment Details</i>	<i>Amount</i>	<i>Discount</i>	<i>Retention</i>	<i>PPS</i>
		\$APINVCE 1640234795	CABIN FILTERS FOR LARGE RUBBISH TRUCKS,	130.08			
207837	3/09/2020	KOMPAN PLAYSCAPE PTY LTD					781.00
		<i>Invoice Number</i>	<i>Payment Details</i>	<i>Amount</i>	<i>Discount</i>	<i>Retention</i>	<i>PPS</i>
		\$APINVCE SI218165	REPLACE & INSTALL NEW CLIMBING NET, MARD	275.00			
		\$APINVCE SI218102	REPLACE & INSTALL NEW CLIMBING NET, MARD	506.00			
207838	3/09/2020	STARMIXHOLDINGS PTY LTD T/AS IMAGE BOLLARDS					2,640.00
		<i>Invoice Number</i>	<i>Payment Details</i>	<i>Amount</i>	<i>Discount</i>	<i>Retention</i>	<i>PPS</i>
		\$APINVCE INV-1457	SUPPLY OF 3 X BOLLARDS FOR RUSSELL SQUAR	2,640.00			
207839	3/09/2020	THE TRUSTEE FOR THE QUITO PTY LTD T/AS BENARA					377.19
		<i>Invoice Number</i>	<i>Payment Details</i>	<i>Amount</i>	<i>Discount</i>	<i>Retention</i>	<i>PPS</i>
		\$APINVCE 242852	50 X VARIOUS PLANTS	377.19			
207840	3/09/2020	MODUS COMPLIANCE PTY LTD					4,070.00
		<i>Invoice Number</i>	<i>Payment Details</i>	<i>Amount</i>	<i>Discount</i>	<i>Retention</i>	<i>PPS</i>
		\$APINVCE C3285	ABERDEEN GARAGE BUILDING SURVEY	4,070.00			
207841	3/09/2020	CHARLES ROSS JOHNSON					9,960.00
		<i>Invoice Number</i>	<i>Payment Details</i>	<i>Amount</i>	<i>Discount</i>	<i>Retention</i>	<i>PPS</i>
		\$APINVCE P200012	PLANNING AND ECONOMIC DEVELOPMENT	9,960.00			
207842	3/09/2020	ACIL ALLEN CONSULTING PTY LTD T/AS ACIL ALLEN					27,116.00
		<i>Invoice Number</i>	<i>Payment Details</i>	<i>Amount</i>	<i>Discount</i>	<i>Retention</i>	<i>PPS</i>
		\$APINVCE INV-0914	PROJECT FEE (REVIEW CITY OF PERTH PARKI	27,116.00			

Payment Details by Invoice

MUNICIPAL FUND



From Period 3 To Period 3 From Date 1/09/2020 To Date 30/09/2020

<i>Cheque/EFT Number</i>	<i>Payment Date</i>	<i>Payee</i>					<i>Payment Amount</i>
207843	3/09/2020	GARDEN CITY PLANTERS PTY LTD T/AS GARDEN CITY					448.96
		<i>Invoice Number</i>	<i>Payment Details</i>	<i>Amount</i>	<i>Discount</i>	<i>Retention</i>	<i>PPS</i>
	\$APINVCE	WINV046384	PLASTIC POTS FOR PLANTER BOXES.	448.96			
207844	3/09/2020	BOC GASES AUSTRALIA LTD					3.33
		<i>Invoice Number</i>	<i>Payment Details</i>	<i>Amount</i>	<i>Discount</i>	<i>Retention</i>	<i>PPS</i>
	\$APINVCE	4026307876	BOC BLANKET ORDER REQUESTED BY EH	3.33			
207845	3/09/2020	BOFFINS BOOKSHOP PTY LTD					649.56
		<i>Invoice Number</i>	<i>Payment Details</i>	<i>Amount</i>	<i>Discount</i>	<i>Retention</i>	<i>PPS</i>
	\$APINVCE	INV0136603	LIBRARY STOCK - ASSORTED JUNIOR BOOKS	111.51			
	\$APINVCE	INV0136596	LIBRARY STOCK - ASSORTED JUNIOR BOOKS	538.05			
207846	3/09/2020	BOYA MARKET GARDEN EQUIPMENT PTY LTD					157.88
		<i>Invoice Number</i>	<i>Payment Details</i>	<i>Amount</i>	<i>Discount</i>	<i>Retention</i>	<i>PPS</i>
	\$APINVCE	87275/01	HYDRAULIC FILTERS FOR PARKS KUBOTA TRACT	157.88			
207847	3/09/2020	BUNNINGS BUILDING SUPPLIES P/L					292.91
		<i>Invoice Number</i>	<i>Payment Details</i>	<i>Amount</i>	<i>Discount</i>	<i>Retention</i>	<i>PPS</i>
	\$APINVCE	2404/01110494	3 X CYCLONE LAWN HAND EDGER, 2LT METHOL	221.29			
	\$APINVCE	2404/01352547	STONES FOR DRAINAGE AROUND NEWLY	71.62			
207848	3/09/2020	CABCHARGE AUSTRALIA PTY LTD					414.39
		<i>Invoice Number</i>	<i>Payment Details</i>	<i>Amount</i>	<i>Discount</i>	<i>Retention</i>	<i>PPS</i>
	\$APINVCE	01039951P1911	LEVEL 2 CABCHARGE	414.39			
207849	3/09/2020	CALTEX AUSTRALIA PETROLEUM PTY LTD					2,085.14
		<i>Invoice Number</i>	<i>Payment Details</i>	<i>Amount</i>	<i>Discount</i>	<i>Retention</i>	<i>PPS</i>
	\$APINVCE	9424474220	DIESEL FUEL FOR CITY WATCH DEPOT	2,085.14			
207850	3/09/2020	CENTRAL CITY MEDICAL CENTRE					287.60
		<i>Invoice Number</i>	<i>Payment Details</i>	<i>Amount</i>	<i>Discount</i>	<i>Retention</i>	<i>PPS</i>
	\$APINVCE	0849014	HEP A & B VACCINATIONS FOR PARKING OFFIC	111.30			
	\$APINVCE	0849015	HEP A & B VACCINATIONS FOR PARKING OFFIC	176.30			

Payment Details by Invoice

MUNICIPAL FUND



From Period 3 To Period 3
 From Date 1/09/2020 To Date 30/09/2020

<i>Cheque/EFT Number</i>	<i>Payment Date</i>	<i>Payee</i>						<i>Payment Amount</i>
207851	3/09/2020	CFMEU MINING & ENERGY DIVISION						288.00
		<i>Invoice Number</i>	<i>Payment Details</i>	<i>Amount</i>	<i>Discount</i>	<i>Retention</i>	<i>PPS</i>	
		\$HRPAYJNL EF 28/08/2020	CFMEU	256.00				
		\$HRPAYJNL F 28/08/2020	CFMEU	32.00				
207852	3/09/2020	CHILD SUPPORT AGENCY						2,006.04
		<i>Invoice Number</i>	<i>Payment Details</i>	<i>Amount</i>	<i>Discount</i>	<i>Retention</i>	<i>PPS</i>	
		\$HRPAYJNL EF 28/08/2020	ATO CHILD SUPPORT AGENCY	1,280.83				
		\$HRPAYJNL F 28/08/2020	ATO CHILD SUPPORT AGENCY	725.21				
207853	3/09/2020	CITY OF PERTH STAFF SOCIAL CLUB						812.00
		<i>Invoice Number</i>	<i>Payment Details</i>	<i>Amount</i>	<i>Discount</i>	<i>Retention</i>	<i>PPS</i>	
		\$HRPAYJNL EF 28/08/2020	SOCIAL CLUB	21.00				
		\$HRPAYJNL F 28/08/2020	SOCIAL CLUB	791.00				
207854	3/09/2020	DARDANUP BUTCHERING UNIT TRUST T/AS DARDANUP						868.84
		<i>Invoice Number</i>	<i>Payment Details</i>	<i>Amount</i>	<i>Discount</i>	<i>Retention</i>	<i>PPS</i>	
		\$APINVCE BL537495	DARDANUP MEATS	651.64				
		\$APINVCE BL537619	DARDANUP MEATS	217.20				
207855	3/09/2020	LANDGATE						5,500.00
		<i>Invoice Number</i>	<i>Payment Details</i>	<i>Amount</i>	<i>Discount</i>	<i>Retention</i>	<i>PPS</i>	
		\$APINVCE 358732-1000042	REVALUATION OF INVESTMENT PROPERTIES 19/	5,500.00				
207856	3/09/2020	DEPUTY COMMISSIONER OF TAXATION						606,778.00
		<i>Invoice Number</i>	<i>Payment Details</i>	<i>Amount</i>	<i>Discount</i>	<i>Retention</i>	<i>PPS</i>	
		\$HRPAYJNL F 28/08/2020	WITHHOLDING TAX (PAYG)	460,139.00				
		\$HRPAYJNL F 28/08/2020	EXTRA TAX	1,805.00				
		\$HRPAYJNL EF 28/08/2020	EXTRA TAX	600.00				
		\$HRPAYJNL F 28/08/2020	ETP TAX (CODE O)	3,597.00				
		\$HRPAYJNL EF 28/08/2020	HELP	1,050.00				
		\$HRPAYJNL F 28/08/2020	WITHHOLDING TAX (PAYG)	21,929.00				
		\$HRPAYJNL F 28/08/2020	HELP	12,514.00				
		\$HRPAYJNL F 28/08/2020	SFSS	482.00				
		\$HRPAYJNL EF 28/08/2020	WITHHOLDING TAX (PAYG)	104,662.00				

Payment Details by Invoice

MUNICIPAL FUND



From Period 3 To Period 3 From Date 1/09/2020 To Date 30/09/2020

<i>Cheque/EFT Number</i>	<i>Payment Date</i>	<i>Payee</i>						<i>Payment Amount</i>
207857	3/09/2020	ELLENBY TREE FARM						18,749.63
		<i>Invoice Number</i>	<i>Payment Details</i>	<i>Amount</i>	<i>Discount</i>	<i>Retention</i>	<i>PPS</i>	
		\$APINVCE 26128	WELLINGTON SQUARE ENHANCEMENT - TREES PR	12,671.84				
		\$APINVCE 26142	4 X 400L MACULATA	2,750.00				
		\$APINVCE 26140	TREES FOR QUEENS GARDENS.	3,327.79				
207858	3/09/2020	FARINOSI & SONS PTY LTD						77.12
		<i>Invoice Number</i>	<i>Payment Details</i>	<i>Amount</i>	<i>Discount</i>	<i>Retention</i>	<i>PPS</i>	
		\$APINVCE 10973267	SUPPLY OF 1 X 250MM BAHCO FILE	18.60				
		\$APINVCE 10972827	SUPPLY OF 1 X HOOK CABIN 3 X SS HINGES	58.52				
207859	3/09/2020	ELGAS SWAP AND GO						88.62
		<i>Invoice Number</i>	<i>Payment Details</i>	<i>Amount</i>	<i>Discount</i>	<i>Retention</i>	<i>PPS</i>	
		\$APINVCE 0362623054	GAS BOTTLE EXCHANGE FOR VIC GARDENS BBQS	88.62				
207860	3/09/2020	GEORGIOU GROUP PTY LTD						684,040.84
		<i>Invoice Number</i>	<i>Payment Details</i>	<i>Amount</i>	<i>Discount</i>	<i>Retention</i>	<i>PPS</i>	
		\$APINVCE 21CS0097	EAST END REVITALISATION - CIVIL, ELECTRI	684,040.84				
207861	3/09/2020	HEALTH INSURANCE FUND OF WA						201.66
		<i>Invoice Number</i>	<i>Payment Details</i>	<i>Amount</i>	<i>Discount</i>	<i>Retention</i>	<i>PPS</i>	
		\$HRPAYJNL F 28/08/2020	HEALTH INSURANCE FUND	201.66				
207862	3/09/2020	HOSPITAL BENEFIT FUND OF WA						560.70
		<i>Invoice Number</i>	<i>Payment Details</i>	<i>Amount</i>	<i>Discount</i>	<i>Retention</i>	<i>PPS</i>	
		\$HRPAYJNL F 28/08/2020	HOSPITAL BENEFIT FUND	305.00				
		\$HRPAYJNL EF 28/08/2020	HOSPITAL BENEFIT FUND	255.70				
207863	3/09/2020	MERCURY						98.56
		<i>Invoice Number</i>	<i>Payment Details</i>	<i>Amount</i>	<i>Discount</i>	<i>Retention</i>	<i>PPS</i>	
		\$APINVCE CIMM4345259/4	BODY WORN CAMERA RETURN FOR WARRANTY	98.56				

Payment Details by Invoice

MUNICIPAL FUND



From Period 3 To Period 3 From Date 1/09/2020 To Date 30/09/2020

<i>Cheque/EFT Number</i>	<i>Payment Date</i>	<i>Payee</i>						<i>Payment Amount</i>
207864	3/09/2020	MINDARIE REGIONAL COUNCIL						314,248.74
		<i>Invoice Number</i>	<i>Payment Details</i>	<i>Amount</i>	<i>Discount</i>	<i>Retention</i>	<i>PPS</i>	
		\$APINVCE SINV-042348	PROVISION OF LANDFILL TIPPING - 20/21	65,843.91				
		\$APINVCE SINV-042353	PROVISION OF LANDFILL TIPPING - 20/21	33.83				
		\$APINVCE SINV-042214	PROVISION OF LANDFILL TIPPING - 20/21	50,248.23				
		\$APINVCE SINV-042295	PROVISION OF LANDFILL TIPPING - 20/21	53,396.23				
		\$APINVCE SINV-042379	PROVISION OF LANDFILL TIPPING - 20/21	38,691.39				
		\$APINVCE SINV-042411	PROVISION OF LANDFILL TIPPING - 20/21	53,035.45				
		\$APINVCE SINV-042323	PROVISION OF LANDFILL TIPPING - 20/21	52,351.14				
		\$APINVCE SINV-042405	GREEN WASTE TIPPING FEES 20/21	648.56				
207865	3/09/2020	LGRCEU						1,271.02
		<i>Invoice Number</i>	<i>Payment Details</i>	<i>Amount</i>	<i>Discount</i>	<i>Retention</i>	<i>PPS</i>	
		\$HRPAYJNL EF 28/08/2020	LGRCEU	1,086.52				
		\$HRPAYJNL F 28/08/2020	LGRCEU	184.50				
207866	3/09/2020	SMC CORPORATION (AUSTRALIA) PTY LTD						711.04
		<i>Invoice Number</i>	<i>Payment Details</i>	<i>Amount</i>	<i>Discount</i>	<i>Retention</i>	<i>PPS</i>	
		\$APINVCE 10057925	NEW AIR CYLINDER FOR HAY ST MALL BOLLARD	711.04				
207867	3/09/2020	PERROTT PAINTING						708.22
		<i>Invoice Number</i>	<i>Payment Details</i>	<i>Amount</i>	<i>Discount</i>	<i>Retention</i>	<i>PPS</i>	
		\$APINVCE SINV16723	UNPLANNED GRAFFITI REMOVAL & PAINTING SE	459.48				
		\$APINVCE SINV16724	UNPLANNED GRAFFITI REMOVAL & PAINTING SE	248.74				
207868	3/09/2020	A.L BALDOCK & J BALDOCK T/AS PSYCO SANDS						35,714.86
		<i>Invoice Number</i>	<i>Payment Details</i>	<i>Amount</i>	<i>Discount</i>	<i>Retention</i>	<i>PPS</i>	
		\$APINVCE 832	STREET TREE PURCHASE & PLANTING	35,714.86				
207869	3/09/2020	RSEA PTY LTD						786.50
		<i>Invoice Number</i>	<i>Payment Details</i>	<i>Amount</i>	<i>Discount</i>	<i>Retention</i>	<i>PPS</i>	
		\$APINVCE 10586303	PPE GEAR SMALL FOR JANELLE BANDY XL	209.00				
		\$APINVCE 10475888	SAFETY WORK BOOTS	136.40				
		\$APINVCE 10635663	SAFETY BOOTS NIGHTSHIFT - P GREEN	151.80				
		\$APINVCE 10645436	LAZO SPASESKI SAFETY BOOTS	137.50				
		\$APINVCE 10638671	SAFETY BOOTS NIGHTSHIFT - K.DUONG	151.80				

Payment Details by Invoice

MUNICIPAL FUND



From Period 3 To Period 3 From Date 1/09/2020 To Date 30/09/2020

<i>Cheque/EFT Number</i>	<i>Payment Date</i>	<i>Payee</i>					<i>Payment Amount</i>
207870	3/09/2020	FUJI XEROX BUSINESSFORCE PTY LTD					2,166.68
		<i>Invoice Number</i>	<i>Payment Details</i>	<i>Amount</i>	<i>Discount</i>	<i>Retention</i>	<i>PPS</i>
		\$APINVCE 662089426	INFRINGEMENT REMINDER AND FINAL DEMAND	1,035.17			
		\$APINVCE 661089426	INFRINGEMENT REMINDER AND FINAL DEMAND	479.58			
		\$APINVCE 662089427	INFRINGEMENT REMINDER AND FINAL DEMAND	321.78			
		\$APINVCE 661089427	INFRINGEMENT REMINDER AND FINAL DEMAND	330.15			
207871	3/09/2020	SHERIDANS FOR BADGES					112.32
		<i>Invoice Number</i>	<i>Payment Details</i>	<i>Amount</i>	<i>Discount</i>	<i>Retention</i>	<i>PPS</i>
		\$APINVCE 80313	GOLD NAME BADGE FOR CEO	112.32			
207872	3/09/2020	SPANDEX ASIA PACIFIC P/L					1,014.53
		<i>Invoice Number</i>	<i>Payment Details</i>	<i>Amount</i>	<i>Discount</i>	<i>Retention</i>	<i>PPS</i>
		\$APINVCE 1221729116	SUPPLY OF 1.6 X 9.5MM BLACK PINSTRIPE T	935.07			
		\$APINVCE 1221729327	SUPPLY OF 1.6 X 9.5MM BLACK PINSTRIPE T	79.46			
207873	3/09/2020	STATEWIDE CLEANING SUPPLIES					921.81
		<i>Invoice Number</i>	<i>Payment Details</i>	<i>Amount</i>	<i>Discount</i>	<i>Retention</i>	<i>PPS</i>
		\$APINVCE SI399268	CLEANING CHEMICAL AND STORES SUPPLY FOR	921.81			
207874	3/09/2020	TELSTRA					1,071.77
		<i>Invoice Number</i>	<i>Payment Details</i>	<i>Amount</i>	<i>Discount</i>	<i>Retention</i>	<i>PPS</i>
		\$APINVCE 4681945129	DATA CHARGES 16/6/20-15/7/20	1,071.77			
207875	3/09/2020	TENNANT AUSTRALIA					662.75
		<i>Invoice Number</i>	<i>Payment Details</i>	<i>Amount</i>	<i>Discount</i>	<i>Retention</i>	<i>PPS</i>
		\$APINVCE 917236929	CYCLONE FAN + BEARINGS FOR COOLING HOPPE	662.75			
207876	3/09/2020	TOWN OF VICTORIA PARK					15,402.36
		<i>Invoice Number</i>	<i>Payment Details</i>	<i>Amount</i>	<i>Discount</i>	<i>Retention</i>	<i>PPS</i>
		\$APINVCE 030920	PARKING FEE COLLECTION 19/8/20-26/8/20	15,402.36			
207877	3/09/2020	ULTIMO CATERING & EVENTS PTY LTD					831.16
		<i>Invoice Number</i>	<i>Payment Details</i>	<i>Amount</i>	<i>Discount</i>	<i>Retention</i>	<i>PPS</i>
		\$APINVCE 00409748	COP CATERING SUPPLIES	94.16			
		\$APINVCE 00409749	COP CATERING SUPPLIES	737.00			

Payment Details by Invoice

MUNICIPAL FUND



From Period 3 To Period 3
 From Date 1/09/2020 To Date 30/09/2020

<i>Cheque/EFT Number</i>	<i>Payment Date</i>	<i>Payee</i>						<i>Payment Amount</i>
207878	3/09/2020	THE DEPARTMENT OF FIRE & EMERGENCY						22,091.16
		<u>Invoice Number</u>	<u>Payment Details</u>	<u>Amount</u>	<u>Discount</u>	<u>Retention</u>	<u>PPS</u>	
		\$APINVCE 52872	VARIOUS SITES - FIRE ALARM ANNUAL MONITO	1,840.93				
		\$APINVCE 52721	VARIOUS SITES - FIRE ALARM ANNUAL MONITO	1,840.93				
		\$APINVCE 53718	VARIOUS SITES - FIRE ALARM ANNUAL MONITO	1,840.93				
		\$APINVCE 52086	VARIOUS SITES - FIRE ALARM ANNUAL MONITO	1,840.93				
		\$APINVCE 52139	VARIOUS SITES - FIRE ALARM ANNUAL MONITO	1,840.93				
		\$APINVCE 52387	VARIOUS SITES - FIRE ALARM ANNUAL MONITO	1,840.93				
		\$APINVCE 52471	VARIOUS SITES - FIRE ALARM ANNUAL MONITO	1,840.93				
		\$APINVCE 52843	VARIOUS SITES - FIRE ALARM ANNUAL MONITO	1,840.93				
		\$APINVCE 52276	VARIOUS SITES - FIRE ALARM ANNUAL MONITO	1,840.93				
		\$APINVCE 52036	VARIOUS SITES - FIRE ALARM ANNUAL MONITO	1,840.93				
		\$APINVCE 52052	VARIOUS SITES - FIRE ALARM ANNUAL MONITO	1,840.93				
		\$APINVCE 55373	VARIOUS SITES - FIRE ALARM ANNUAL MONITO	1,840.93				
207879	3/09/2020	WA HINO SALES & SERVICES						1,031.30
		<u>Invoice Number</u>	<u>Payment Details</u>	<u>Amount</u>	<u>Discount</u>	<u>Retention</u>	<u>PPS</u>	
		\$APINVCE HTFS131771	FAULT P20CF ON DASH AND SERVICE REQUIRED	1,031.30				

Payment Details by Invoice

MUNICIPAL FUND



From Period 3 To Period 3 From Date 1/09/2020 To Date 30/09/2020

<i>Cheque/EFT Number</i>	<i>Payment Date</i>	<i>Payee</i>	<i>Payment Amount</i>
207880	3/09/2020	WA LOCAL GOVT SUPER PLAN P/L	81,238.10

	<i>Invoice Number</i>	<i>Payment Details</i>	<i>Amount</i>	<i>Discount</i>	<i>Retention</i>	<i>PPS</i>
\$HRPAYJNL	F 28/08/2020	SGC COMPULSORY - EMPLOYER	94.27			
\$HRPAYJNL	F 28/08/2020	SGC COMPULSORY - EMPLOYER	170.82			
\$HRPAYJNL	F 28/08/2020	SGC COMPULSORY - EMPLOYER	201.55			
\$HRPAYJNL	F 28/08/2020	5% COUNCIL MATCHED COMPANY	38.50			
\$HRPAYJNL	F 28/08/2020	5% COUNCIL MATCHED COMPANY	93.65			
\$HRPAYJNL	F 28/08/2020	SGC COMPULSORY - EMPLOYER	499.32			
\$HRPAYJNL	F 28/08/2020	5% COUNCIL MATCHED COMPANY	331.68			
\$HRPAYJNL	F 28/08/2020	5% COUNCIL MATCHED COMPANY	140.33			
\$HRPAYJNL	F 28/08/2020	5% COUNCIL MATCHED COMPANY	142.95			
\$HRPAYJNL	EF 28/08/2020	SGC COMPULSORY - EMPLOYER	252.01			
\$HRPAYJNL	F 28/08/2020	SGC COMPULSORY - EMPLOYER	126.86			
\$HRPAYJNL	F 28/08/2020	SGC COMPULSORY - EMPLOYER	92.34			
\$HRPAYJNL	EF 28/08/2020	CC SCHEME EMPLOYEE CONTRIBUTION - PRETAX	1,598.58			
\$HRPAYJNL	F 28/08/2020	5% COUNCIL MATCHED COMPANY	227.37			
\$HRPAYJNL	F 28/08/2020	SGC COMPULSORY - EMPLOYER	411.73			
\$HRPAYJNL	F 28/08/2020	SGC COMPULSORY - EMPLOYER	158.59			
\$HRPAYJNL	F 28/08/2020	5% COUNCIL MATCHED COMPANY	38.50			
\$HRPAYJNL	F 28/08/2020	5% COUNCIL MATCHED COMPANY	241.39			
\$HRPAYJNL	F 28/08/2020	5% COUNCIL MATCHED COMPANY	422.73			
\$HRPAYJNL	F 28/08/2020	SGC COMPULSORY - EMPLOYER	1,957.60			
\$HRPAYJNL	F 28/08/2020	5% COUNCIL MATCHED COMPANY	29.24			
\$HRPAYJNL	F 28/08/2020	SGC COMPULSORY - EMPLOYER	12.97			
\$HRPAYJNL	F 28/08/2020	5% COUNCIL MATCHED COMPANY	216.70			
\$HRPAYJNL	F 28/08/2020	5% COUNCIL MATCHED COMPANY	158.76			
\$HRPAYJNL	F 28/08/2020	SGC COMPULSORY - EMPLOYER	629.46			
\$HRPAYJNL	F 28/08/2020	SGC COMPULSORY - EMPLOYER	1,505.46			
\$HRPAYJNL	F 28/08/2020	SGC COMPULSORY - EMPLOYER	654.16			
\$HRPAYJNL	F 28/08/2020	SGC COMPULSORY - EMPLOYER	1,001.15			
\$HRPAYJNL	F 28/08/2020	SGC COMPULSORY - EMPLOYER	443.64			
\$HRPAYJNL	F 28/08/2020	5% COUNCIL MATCHED COMPANY	458.09			
\$HRPAYJNL	F 28/08/2020	5% COUNCIL MATCHED COMPANY	13.00			
\$HRPAYJNL	F 28/08/2020	SGC COMPULSORY - EMPLOYER	362.73			
\$HRPAYJNL	F 28/08/2020	SGC COMPULSORY - EMPLOYER	65.10			
\$HRPAYJNL	F 28/08/2020	SGC COMPULSORY - EMPLOYER	1,213.66			

Payment Details by Invoice

MUNICIPAL FUND



From Period 3 To Period 3 From Date 1/09/2020 To Date 30/09/2020

<i>Cheque/EFT Number</i>	<i>Payment Date</i>	<i>Payee</i>	<i>Payment Amount</i>
\$HRPAYJNL	EF 28/08/2020	SGC COMPULSORY - EMPLOYER	1,569.44
\$HRPAYJNL	F 28/08/2020	EMPLOYEE CONTRIBUTION - PRETAX (%)	1,842.99
\$HRPAYJNL	F 28/08/2020	SGC COMPULSORY - EMPLOYER	799.10
\$HRPAYJNL	F 28/08/2020	SGC COMPULSORY - EMPLOYER	73.15
\$HRPAYJNL	F 28/08/2020	5% COUNCIL MATCHED COMPANY	38.50
\$HRPAYJNL	F 28/08/2020	SGC COMPULSORY - EMPLOYER	179.42
\$HRPAYJNL	F 28/08/2020	SGC COMPULSORY - EMPLOYER	601.02
\$HRPAYJNL	F 28/08/2020	5% COUNCIL MATCHED COMPANY	29.24
\$HRPAYJNL	F 28/08/2020	SGC COMPULSORY - EMPLOYER	1,329.01
\$HRPAYJNL	F 28/08/2020	5% COUNCIL MATCHED COMPANY	29.24
\$HRPAYJNL	F 28/08/2020	5% COUNCIL MATCHED COMPANY	29.16
\$HRPAYJNL	F 28/08/2020	SGC COMPULSORY - EMPLOYER	223.22
\$HRPAYJNL	F 28/08/2020	5% COUNCIL MATCHED COMPANY	23.34
\$HRPAYJNL	F 28/08/2020	SGC COMPULSORY - EMPLOYER	280.77
\$HRPAYJNL	F 28/08/2020	SGC COMPULSORY - EMPLOYER	94.27
\$HRPAYJNL	F 28/08/2020	5% COUNCIL MATCHED COMPANY	401.18
\$HRPAYJNL	F 28/08/2020	SGC COMPULSORY - EMPLOYER	100.77
\$HRPAYJNL	F 28/08/2020	5% COUNCIL MATCHED COMPANY	29.24
\$HRPAYJNL	F 28/08/2020	5% COUNCIL MATCHED COMPANY	29.24
\$HRPAYJNL	F 28/08/2020	SGC COMPULSORY - EMPLOYER	129.90
\$HRPAYJNL	F 28/08/2020	5% COUNCIL MATCHED COMPANY	38.50
\$HRPAYJNL	F 28/08/2020	SGC COMPULSORY - EMPLOYER	55.55
\$HRPAYJNL	F 28/08/2020	SGC COMPULSORY - EMPLOYER	722.83
\$HRPAYJNL	F 28/08/2020	SGC COMPULSORY - EMPLOYER	305.80
\$HRPAYJNL	F 28/08/2020	SGC COMPULSORY - EMPLOYER	762.26
\$HRPAYJNL	F 28/08/2020	SGC COMPULSORY - EMPLOYER	758.33
\$HRPAYJNL	EF 28/08/2020	5% COUNCIL MATCHED COMPANY	88.86
\$HRPAYJNL	F 28/08/2020	SGC COMPULSORY - EMPLOYER	458.64
\$HRPAYJNL	F 28/08/2020	SGC COMPULSORY - EMPLOYER	2,645.68
\$HRPAYJNL	F 28/08/2020	SGC COMPULSORY - EMPLOYER	1,220.22
\$HRPAYJNL	F 28/08/2020	SGC COMPULSORY - EMPLOYER	503.17
\$HRPAYJNL	F 28/08/2020	5% COUNCIL MATCHED COMPANY	177.66
\$HRPAYJNL	F 28/08/2020	SGC COMPULSORY - EMPLOYER	524.00
\$HRPAYJNL	F 28/08/2020	SGC COMPULSORY - EMPLOYER	132.72
\$HRPAYJNL	F 28/08/2020	SGC COMPULSORY - EMPLOYER	451.69
\$HRPAYJNL	F 28/08/2020	SGC COMPULSORY - EMPLOYER	562.31
\$HRPAYJNL	F 28/08/2020	SGC COMPULSORY - EMPLOYER	302.80

Payment Details by Invoice

MUNICIPAL FUND



From Period 3 To Period 3 From Date 1/09/2020 To Date 30/09/2020

<i>Cheque/EFT Number</i>	<i>Payment Date</i>	<i>Payee</i>	<i>Payment Amount</i>
\$HRPAYJNL	F 28/08/2020	5% COUNCIL MATCHED COMPANY	29.24
\$HRPAYJNL	F 28/08/2020	SGC COMPULSORY - EMPLOYER	843.46
\$HRPAYJNL	F 28/08/2020	SGC COMPULSORY - EMPLOYER	388.09
\$HRPAYJNL	F 28/08/2020	SGC COMPULSORY - EMPLOYER	6.49
\$HRPAYJNL	F 28/08/2020	5% COUNCIL MATCHED COMPANY	174.64
\$HRPAYJNL	F 28/08/2020	SGC COMPULSORY - EMPLOYER	318.23
\$HRPAYJNL	F 28/08/2020	SGC COMPULSORY - EMPLOYER	12.97
\$HRPAYJNL	F 28/08/2020	SGC COMPULSORY - EMPLOYER	73.15
\$HRPAYJNL	F 28/08/2020	SGC COMPULSORY - EMPLOYER	358.85
\$HRPAYJNL	F 28/08/2020	SGC COMPULSORY - EMPLOYER	403.22
\$HRPAYJNL	F 28/08/2020	5% COUNCIL MATCHED COMPANY	29.24
\$HRPAYJNL	F 28/08/2020	5% COUNCIL MATCHED COMPANY	154.25
\$HRPAYJNL	EF 28/08/2020	5% COUNCIL MATCHED COMPANY	133.15
\$HRPAYJNL	F 28/08/2020	SGC COMPULSORY - EMPLOYER	917.27
\$HRPAYJNL	F 28/08/2020	SGC COMPULSORY - EMPLOYER	102.93
\$HRPAYJNL	F 28/08/2020	5% COUNCIL MATCHED COMPANY	284.18
\$HRPAYJNL	F 28/08/2020	SGC COMPULSORY - EMPLOYER	462.86
\$HRPAYJNL	F 28/08/2020	5% COUNCIL MATCHED COMPANY	341.95
\$HRPAYJNL	EF 28/08/2020	SGC COMPULSORY - EMPLOYER	1,037.02
\$HRPAYJNL	F 28/08/2020	5% COUNCIL MATCHED COMPANY	173.42
\$HRPAYJNL	F 28/08/2020	SGC COMPULSORY - EMPLOYER	626.99
\$HRPAYJNL	F 28/08/2020	SGC COMPULSORY - EMPLOYER	930.05
\$HRPAYJNL	F 28/08/2020	SGC COMPULSORY - EMPLOYER	55.40
\$HRPAYJNL	EF 28/08/2020	SGC COMPULSORY - EMPLOYER	258.46
\$HRPAYJNL	F 28/08/2020	SGC COMPULSORY - EMPLOYER	1,140.08
\$HRPAYJNL	F 28/08/2020	SGC COMPULSORY - EMPLOYER	1,316.09
\$HRPAYJNL	F 28/08/2020	SGC COMPULSORY - EMPLOYER	223.21
\$HRPAYJNL	F 28/08/2020	5% COUNCIL MATCHED COMPANY	245.77
\$HRPAYJNL	F 28/08/2020	5% COUNCIL MATCHED COMPANY	264.08
\$HRPAYJNL	F 28/08/2020	SGC COMPULSORY - EMPLOYER	126.86
\$HRPAYJNL	F 28/08/2020	SGC COMPULSORY - EMPLOYER	63.49
\$HRPAYJNL	F 28/08/2020	SGC COMPULSORY - EMPLOYER	73.15
\$HRPAYJNL	F 28/08/2020	5% COUNCIL MATCHED COMPANY	29.24
\$HRPAYJNL	F 28/08/2020	SGC COMPULSORY - EMPLOYER	624.98
\$HRPAYJNL	F 28/08/2020	SGC COMPULSORY - EMPLOYER	14.89
\$HRPAYJNL	F 28/08/2020	5% COUNCIL MATCHED COMPANY	38.50
\$HRPAYJNL	F 28/08/2020	5% COUNCIL MATCHED COMPANY	29.24

Payment Details by Invoice

MUNICIPAL FUND



From Period 3 To Period 3
 From Date 1/09/2020 To Date 30/09/2020

<i>Cheque/EFT Number</i>	<i>Payment Date</i>	<i>Payee</i>	<i>Payment Amount</i>
\$HRPAYJNL	F 28/08/2020	SGC COMPULSORY - EMPLOYER	1,299.02
\$HRPAYJNL	F 28/08/2020	SGC COMPULSORY - EMPLOYER	603.14
\$HRPAYJNL	F 28/08/2020	SGC COMPULSORY - EMPLOYER	173.52
\$HRPAYJNL	F 28/08/2020	5% COUNCIL MATCHED COMPANY	33.42
\$HRPAYJNL	F 28/08/2020	SGC COMPULSORY - EMPLOYER	610.08
\$HRPAYJNL	EF 28/08/2020	5% COUNCIL MATCHED COMPANY	132.64
\$HRPAYJNL	EF 28/08/2020	5% COUNCIL MATCHED COMPANY	239.78
\$HRPAYJNL	F 28/08/2020	SGC COMPULSORY - EMPLOYER	686.93
\$HRPAYJNL	EF 28/08/2020	5% COUNCIL MATCHED COMPANY	130.61
\$HRPAYJNL	F 28/08/2020	5% COUNCIL MATCHED COMPANY	199.61
\$HRPAYJNL	F 28/08/2020	SGC COMPULSORY - EMPLOYER	691.41
\$HRPAYJNL	EF 28/08/2020	SGC COMPULSORY - EMPLOYER	712.29
\$HRPAYJNL	F 28/08/2020	SGC COMPULSORY - EMPLOYER	647.61
\$HRPAYJNL	F 28/08/2020	SGC COMPULSORY - EMPLOYER	73.15
\$HRPAYJNL	F 28/08/2020	5% COUNCIL MATCHED COMPANY	38.50
\$HRPAYJNL	F 28/08/2020	SGC COMPULSORY - EMPLOYER	100.77
\$HRPAYJNL	F 28/08/2020	SGC COMPULSORY - EMPLOYER	268.76
\$HRPAYJNL	F 28/08/2020	5% COUNCIL MATCHED COMPANY	234.09
\$HRPAYJNL	F 28/08/2020	5% COUNCIL MATCHED COMPANY	142.09
\$HRPAYJNL	F 28/08/2020	SGC COMPULSORY - EMPLOYER	1,657.75
\$HRPAYJNL	F 28/08/2020	SGC COMPULSORY - EMPLOYER	400.74
\$HRPAYJNL	F 28/08/2020	SGC COMPULSORY - EMPLOYER	170.81
\$HRPAYJNL	F 28/08/2020	5% COUNCIL MATCHED COMPANY	29.24
\$HRPAYJNL	F 28/08/2020	SGC COMPULSORY - EMPLOYER	5.96
\$HRPAYJNL	F 28/08/2020	5% COUNCIL MATCHED COMPANY	65.81
\$HRPAYJNL	F 28/08/2020	5% COUNCIL MATCHED COMPANY	79.09
\$HRPAYJNL	F 28/08/2020	5% COUNCIL MATCHED COMPANY	29.24
\$HRPAYJNL	F 28/08/2020	SGC COMPULSORY - EMPLOYER	73.15
\$HRPAYJNL	F 28/08/2020	SGC COMPULSORY - EMPLOYER	113.13
\$HRPAYJNL	F 28/08/2020	5% COUNCIL MATCHED COMPANY	59.54
\$HRPAYJNL	F 28/08/2020	5% COUNCIL MATCHED COMPANY	245.80
\$HRPAYJNL	F 28/08/2020	SGC COMPULSORY - EMPLOYER	92.34
\$HRPAYJNL	F 28/08/2020	5% COUNCIL MATCHED COMPANY	156.77
\$HRPAYJNL	F 28/08/2020	SGC COMPULSORY - EMPLOYER	287.65
\$HRPAYJNL	F 28/08/2020	SGC COMPULSORY - EMPLOYER	567.42
\$HRPAYJNL	EF 28/08/2020	SGC COMPULSORY - EMPLOYER	973.33
\$HRPAYJNL	F 28/08/2020	EMPLOYEE CONTRIBUTION - PRETAX (\$)	591.01

Payment Details by Invoice

MUNICIPAL FUND



From Period 3 To Period 3 From Date 1/09/2020 To Date 30/09/2020

<i>Cheque/EFT Number</i>	<i>Payment Date</i>	<i>Payee</i>	<i>Payment Amount</i>
\$HRPAYJNL	EF 28/08/2020	5% COUNCIL MATCHED COMPANY	170.96
\$HRPAYJNL	EF 28/08/2020	5% COUNCIL MATCHED COMPANY	645.31
\$HRPAYJNL	EF 28/08/2020	EMPLOYEE CONTRIBUTION - PRETAX (%)	487.27
\$HRPAYJNL	EF 28/08/2020	CC SCHEME EMPLOYEE CONTRIBUTION - POSTTA	489.02
\$HRPAYJNL	F 28/08/2020	5% COUNCIL MATCHED COMPANY	683.69
\$HRPAYJNL	F 28/08/2020	5% COUNCIL MATCHED COMPANY	194.53
\$HRPAYJNL	F 28/08/2020	5% COUNCIL MATCHED COMPANY	142.09
\$HRPAYJNL	F 28/08/2020	5% COUNCIL MATCHED COMPANY	563.87
\$HRPAYJNL	F 28/08/2020	SGC COMPULSORY - EMPLOYER	1,582.29
\$HRPAYJNL	F 28/08/2020	SGC COMPULSORY - EMPLOYER	355.18
\$HRPAYJNL	F 28/08/2020	SGC COMPULSORY - EMPLOYER	194.57
\$HRPAYJNL	F 28/08/2020	SGC COMPULSORY - EMPLOYER	369.61
\$HRPAYJNL	F 28/08/2020	SGC COMPULSORY - EMPLOYER	240.36
\$HRPAYJNL	F 28/08/2020	SGC COMPULSORY - EMPLOYER	55.55
\$HRPAYJNL	F 28/08/2020	SGC COMPULSORY - EMPLOYER	73.15
\$HRPAYJNL	F 28/08/2020	SGC COMPULSORY - EMPLOYER	293.76
\$HRPAYJNL	F 28/08/2020	SGC COMPULSORY - EMPLOYER	249.59
\$HRPAYJNL	F 28/08/2020	CC SCHEME EMPLOYEE CONTRIBUTION - PRETAX	8,665.98
\$HRPAYJNL	F 28/08/2020	CC SCHEME EMPLOYEE CONTRIBUTION - POSTTA	1,574.65
\$HRPAYJNL	F 28/08/2020	SGC COMPULSORY - EMPLOYER	55.55
\$HRPAYJNL	F 28/08/2020	SGC COMPULSORY - EMPLOYER	171.98
\$HRPAYJNL	EF 28/08/2020	5% COUNCIL MATCHED COMPANY	306.53
\$HRPAYJNL	F 28/08/2020	CC SCHEME EMPLOYEE CONTRIBUTION - PRETAX	34.31
\$HRPAYJNL	EF 28/08/2020	SGC COMPULSORY - EMPLOYER	636.04
\$HRPAYJNL	EF 28/08/2020	SGC COMPULSORY - EMPLOYER	491.59
\$HRPAYJNL	EF 28/08/2020	SGC COMPULSORY - EMPLOYER	582.41
\$HRPAYJNL	F 28/08/2020	5% COUNCIL MATCHED COMPANY	422.07
\$HRPAYJNL	F 28/08/2020	5% COUNCIL MATCHED COMPANY	38.50
\$HRPAYJNL	F 28/08/2020	5% COUNCIL MATCHED COMPANY	42.00
\$HRPAYJNL	F 28/08/2020	5% COUNCIL MATCHED COMPANY	91.32
\$HRPAYJNL	F 28/08/2020	5% COUNCIL MATCHED COMPANY	216.70
\$HRPAYJNL	F 28/08/2020	5% COUNCIL MATCHED COMPANY	56.66
\$HRPAYJNL	F 28/08/2020	5% COUNCIL MATCHED COMPANY	33.39
\$HRPAYJNL	F 28/08/2020	SGC COMPULSORY - EMPLOYER	473.51
\$HRPAYJNL	F 28/08/2020	SGC COMPULSORY - EMPLOYER	1,001.15
\$HRPAYJNL	F 28/08/2020	SGC COMPULSORY - EMPLOYER	126.86
\$HRPAYJNL	F 28/08/2020	SGC COMPULSORY - EMPLOYER	743.26

Payment Details by Invoice

MUNICIPAL FUND



From Period 3 To Period 3 From Date 1/09/2020 To Date 30/09/2020

<i>Cheque/EFT Number</i>	<i>Payment Date</i>	<i>Payee</i>	<i>Amount</i>	<i>Discount</i>	<i>Retention</i>	<i>PPS</i>
						Payment Amount
		\$HRPAYJNL F 28/08/2020	SGC COMPULSORY - EMPLOYER	783.24		
		\$HRPAYJNL F 28/08/2020	SGC COMPULSORY - EMPLOYER	1,181.88		
		\$HRPAYJNL F 28/08/2020	SGC COMPULSORY - EMPLOYER	248.32		
207881	3/09/2020	WEST AUSTRALIAN LOCAL GOVERNMENT ASSOC				62,149.67
		<i>Invoice Number</i> 13083532	<i>Payment Details</i> WALGA MEMBERSHIP AND SUBSCRIPTIONS FOR 2	<i>Amount</i> 62,149.67	<i>Discount</i>	<i>Retention</i>
		<i>PPS</i>				
207882	3/09/2020	WESTERN POWER				127,018.00
		<i>Invoice Number</i> CORPB0501636	<i>Payment Details</i> WELLINGTON SQUARE ENHANCEMENT	<i>Amount</i> 127,018.00	<i>Discount</i>	<i>Retention</i>
		<i>PPS</i>				
207883	3/09/2020	KATE & KEVIN TAYLOR				120.00
		<i>Invoice Number</i> 09062020	<i>Payment Details</i> HEALTHY LIFESTYLE - K TAYLOR	<i>Amount</i> 120.00	<i>Discount</i>	<i>Retention</i>
		<i>PPS</i>				
207884	3/09/2020	DAVID WHITE				515.00
		<i>Invoice Number</i> 01123696	<i>Payment Details</i> PARKING CARD 01123696 REFUND	<i>Amount</i> 515.00	<i>Discount</i>	<i>Retention</i>
		<i>PPS</i>				
207885	3/09/2020	AARON JOEL EMERY				120.00
		<i>Invoice Number</i> 170620	<i>Payment Details</i> HEALTHY LIFESTYLE PAYMENT	<i>Amount</i> 120.00	<i>Discount</i>	<i>Retention</i>
		<i>PPS</i>				
207886	3/09/2020	ROBERTO COLALILLO				120.00
		<i>Invoice Number</i> 220520	<i>Payment Details</i> HEALTHY LIFESTYLE PAYMENT	<i>Amount</i> 120.00	<i>Discount</i>	<i>Retention</i>
		<i>PPS</i>				
207887	3/09/2020	TECK-HIN TAN				120.00
		<i>Invoice Number</i> 150720	<i>Payment Details</i> HEALTHY LIFESTYLE PAYMENT	<i>Amount</i> 120.00	<i>Discount</i>	<i>Retention</i>
		<i>PPS</i>				
207888	3/09/2020	CARROL ANN DEAN				127.95
		<i>Invoice Number</i> 280820	<i>Payment Details</i> FOOTCARE MNGMNT PROGRAMME	<i>Amount</i> 127.95	<i>Discount</i>	<i>Retention</i>
		<i>PPS</i>				

Payment Details by Invoice

MUNICIPAL FUND



From Period 3 To Period 3 From Date 1/09/2020 To Date 30/09/2020

<i>Cheque/EFT Number</i>	<i>Payment Date</i>	<i>Payee</i>						<i>Payment Amount</i>
207889	3/09/2020	ROSS WOOD						120.00
		<i>Invoice Number</i>	<i>Payment Details</i>	<i>Amount</i>	<i>Discount</i>	<i>Retention</i>	<i>PPS</i>	
		\$APINVCE 220620	HEALTHY LIFESTYLE PAYMENT	120.00				
207890	3/09/2020	PERTH THEATRE TRUST						186.00
		<i>Invoice Number</i>	<i>Payment Details</i>	<i>Amount</i>	<i>Discount</i>	<i>Retention</i>	<i>PPS</i>	
		\$APINVCE OB20201157	REFUND OF ROAD CLOSURE FEE OB-2020/1157	186.00				
207891	3/09/2020	WEST AUSTRALIAN OPERA						435.25
		<i>Invoice Number</i>	<i>Payment Details</i>	<i>Amount</i>	<i>Discount</i>	<i>Retention</i>	<i>PPS</i>	
		\$APINVCE 5000666	BOND REFUND 244086	435.25				
207892	3/09/2020	SEAN MAYS						100.00
		<i>Invoice Number</i>	<i>Payment Details</i>	<i>Amount</i>	<i>Discount</i>	<i>Retention</i>	<i>PPS</i>	
		\$APINVCE 240820	REFUND OF ABERDEEN GARAGE PARKING PERMIT	100.00				
207893	3/09/2020	FIONA TRAN						9.50
		<i>Invoice Number</i>	<i>Payment Details</i>	<i>Amount</i>	<i>Discount</i>	<i>Retention</i>	<i>PPS</i>	
		\$APINVCE 260820	PARKING TICKET REFUND - ROE ST CAR PARK	9.50				
207894	3/09/2020	DYLAN LARCHET						120.00
		<i>Invoice Number</i>	<i>Payment Details</i>	<i>Amount</i>	<i>Discount</i>	<i>Retention</i>	<i>PPS</i>	
		\$APINVCE 180720	HEALTHY LIFESTYLE PAYMENT	120.00				
207895	3/09/2020	JENELLE WINNETT						120.00
		<i>Invoice Number</i>	<i>Payment Details</i>	<i>Amount</i>	<i>Discount</i>	<i>Retention</i>	<i>PPS</i>	
		\$APINVCE 200820	HEALTHY LIFESTYLE PAYMENT	120.00				
207896	3/09/2020	JOSHUA WEBB						59.95
		<i>Invoice Number</i>	<i>Payment Details</i>	<i>Amount</i>	<i>Discount</i>	<i>Retention</i>	<i>PPS</i>	
		\$CANCHQ 207896	BWA	59.95				
207897	3/09/2020	SHARMISTHA SAHA & BISWOJET BOSE						120.00
		<i>Invoice Number</i>	<i>Payment Details</i>	<i>Amount</i>	<i>Discount</i>	<i>Retention</i>	<i>PPS</i>	
		\$APINVCE 300820	HEALTHY LIFESTYLE PAYMENT	120.00				

Payment Details by Invoice

MUNICIPAL FUND



From Period 3 To Period 3 From Date 1/09/2020 To Date 30/09/2020

<i>Cheque/EFT Number</i>	<i>Payment Date</i>	<i>Payee</i>					<i>Payment Amount</i>
207898	3/09/2020	WILLAM A GRASSO & CL GRASSO					87.99
		<i>Invoice Number</i>	<i>Payment Details</i>	<i>Amount</i>	<i>Discount</i>	<i>Retention</i>	<i>PPS</i>
	\$APINVCE	270820	HEALTHY LIFESTYLE PAYMENT	87.99			
207899	3/09/2020	BLAKE HUMBLE					120.00
		<i>Invoice Number</i>	<i>Payment Details</i>	<i>Amount</i>	<i>Discount</i>	<i>Retention</i>	<i>PPS</i>
	\$APINVCE	020820	HEALTHY LIFESTYLE PAYMENT	120.00			
207900	3/09/2020	DANIEL & SANDRA HIGH					120.00
		<i>Invoice Number</i>	<i>Payment Details</i>	<i>Amount</i>	<i>Discount</i>	<i>Retention</i>	<i>PPS</i>
	\$APINVCE	180820	HEALTHY LIFESTYLE PAYMENT	120.00			
207901	3/09/2020	DARREN & KIM UNWIN					120.00
		<i>Invoice Number</i>	<i>Payment Details</i>	<i>Amount</i>	<i>Discount</i>	<i>Retention</i>	<i>PPS</i>
	\$APINVCE	240720	HEALTHY LIFESTYLE PAYMENT	120.00			
207902	3/09/2020	G APPU & A GOVINDARAJAN					120.00
		<i>Invoice Number</i>	<i>Payment Details</i>	<i>Amount</i>	<i>Discount</i>	<i>Retention</i>	<i>PPS</i>
	\$APINVCE	100820	HEALTHY LIFESTYLE PAYMENT	120.00			
207903	3/09/2020	K & L FRETWELL					120.00
		<i>Invoice Number</i>	<i>Payment Details</i>	<i>Amount</i>	<i>Discount</i>	<i>Retention</i>	<i>PPS</i>
	\$APINVCE	20082020	HEALTHY LIFESTYLE PAYMENT	120.00			
207904	3/09/2020	MICHAEL MERENDA					120.00
		<i>Invoice Number</i>	<i>Payment Details</i>	<i>Amount</i>	<i>Discount</i>	<i>Retention</i>	<i>PPS</i>
	\$APINVCE	250820	HEALTHY LIFESTYLE PAYMENT	120.00			
207905	3/09/2020	MICHAEL PASQUALE					120.00
		<i>Invoice Number</i>	<i>Payment Details</i>	<i>Amount</i>	<i>Discount</i>	<i>Retention</i>	<i>PPS</i>
	\$APINVCE	030820	HEALTHY LIFESTYLE PAYMENT	120.00			
207906	3/09/2020	NICOLE REICHERT					120.00
		<i>Invoice Number</i>	<i>Payment Details</i>	<i>Amount</i>	<i>Discount</i>	<i>Retention</i>	<i>PPS</i>
	\$APINVCE	100620	HEALTHY LIFESTYLE PAYMENT	120.00			

Payment Details by Invoice

MUNICIPAL FUND



From Period 3 To Period 3 From Date 1/09/2020 To Date 30/09/2020

<i>Cheque/EFT Number</i>	<i>Payment Date</i>	<i>Payee</i>					<i>Payment Amount</i>
207907	3/09/2020	ERIN SANDERS					110.00
		<i>Invoice Number</i>	<i>Payment Details</i>	<i>Amount</i>	<i>Discount</i>	<i>Retention</i>	<i>PPS</i>
		\$APINVCE 220720	OPTICAL BENEFIT PAYMENT	110.00			
207908	3/09/2020	RHONDA BRADDOCK					120.00
		<i>Invoice Number</i>	<i>Payment Details</i>	<i>Amount</i>	<i>Discount</i>	<i>Retention</i>	<i>PPS</i>
		\$APINVCE 100820	HEALTHY LIFESTYLE PAYMENT	120.00			
207909	3/09/2020	ROBERT O'SHEA					120.00
		<i>Invoice Number</i>	<i>Payment Details</i>	<i>Amount</i>	<i>Discount</i>	<i>Retention</i>	<i>PPS</i>
		\$APINVCE 250420	HEALTHY LIFESTYLE PAYMENT	120.00			
207910	3/09/2020	ROBIN & LOUISE DAVIES					120.00
		<i>Invoice Number</i>	<i>Payment Details</i>	<i>Amount</i>	<i>Discount</i>	<i>Retention</i>	<i>PPS</i>
		\$APINVCE 200820	HEALTHY LIFESTYLE PAYMENT	120.00			
207911	3/09/2020	STEVEN MCDOUGALL					120.00
		<i>Invoice Number</i>	<i>Payment Details</i>	<i>Amount</i>	<i>Discount</i>	<i>Retention</i>	<i>PPS</i>
		\$APINVCE 060820	HEALTHY LIFESTYLE PAYMENT	120.00			
207912	3/09/2020	THOMAS M GEORGE & TIFFANY J GEORGE					120.00
		<i>Invoice Number</i>	<i>Payment Details</i>	<i>Amount</i>	<i>Discount</i>	<i>Retention</i>	<i>PPS</i>
		\$CANCHQ 207912	BWA	120.00			
207913	3/09/2020	D K GERICKE					120.00
		<i>Invoice Number</i>	<i>Payment Details</i>	<i>Amount</i>	<i>Discount</i>	<i>Retention</i>	<i>PPS</i>
		\$APINVCE 020920	HEALTHY LIFESTYLE PAYMENT	120.00			
207914	3/09/2020	TIJAH MARIE COLLERAN					120.00
		<i>Invoice Number</i>	<i>Payment Details</i>	<i>Amount</i>	<i>Discount</i>	<i>Retention</i>	<i>PPS</i>
		\$APINVCE 310820	HEALTHY LIFESTYLE PAYMENT	120.00			
207915	3/09/2020	TRELAWNEY WILLIAMS					120.00
		<i>Invoice Number</i>	<i>Payment Details</i>	<i>Amount</i>	<i>Discount</i>	<i>Retention</i>	<i>PPS</i>
		\$APINVCE 25082020	HEALTHY LIFESTYLE PAYMENT	120.00			

Payment Details by Invoice

MUNICIPAL FUND



From Period 3 To Period 3
 From Date 1/09/2020 To Date 30/09/2020

<i>Cheque/EFT Number</i>	<i>Payment Date</i>	<i>Payee</i>					<i>Payment Amount</i>
207916	3/09/2020	MONIKA CHOPRA					120.00
		<i>Invoice Number</i>	<i>Payment Details</i>	<i>Amount</i>	<i>Discount</i>	<i>Retention</i>	<i>PPS</i>
		\$APINVCE 110820	HEALTHY LIFESTYLE PAYMENT	120.00			
207917	10/09/2020	CTI5 PTY LTD					5,681.85
		<i>Invoice Number</i>	<i>Payment Details</i>	<i>Amount</i>	<i>Discount</i>	<i>Retention</i>	<i>PPS</i>
		\$APINVCE 01068914	COIN COLLECTION FROM TICKET MACHINES 202	5,302.81	106.06		
		\$APINVCE 01068932	COIN COLLECTION FEES FOR CITIPLACE REST	495.00	9.90		
				115.96			
207918	10/09/2020	ABLE WESTCHEM(BORVEK PTY LTD)					166.06
		<i>Invoice Number</i>	<i>Payment Details</i>	<i>Amount</i>	<i>Discount</i>	<i>Retention</i>	<i>PPS</i>
		\$APINVCE 534513	STORE STOCK	166.06			
207919	10/09/2020	BIDFOOD WA PTY LTD					3,141.61
		<i>Invoice Number</i>	<i>Payment Details</i>	<i>Amount</i>	<i>Discount</i>	<i>Retention</i>	<i>PPS</i>
		\$APINVCE 150145860.PER	CATERING SUPPLIES FOR CITIPLACE COMMUNIT	1,111.61			
		\$APINVCE 150167326.PER	CATERING SUPPLIES FOR CITIPLACE COMMUNIT	454.71			
		\$APINVCE 150167325.PER	CATERING SUPPLIES FOR CITIPLACE COMMUNIT	355.64			
		\$APINVCE 150159548.PER	CATERING SUPPLIES FOR CITIPLACE COMMUNIT	423.52			
		\$APINVCE 150178042.PER	CATERING SUPPLIES FOR CITIPLACE COMMUNIT	281.83			
		\$APINVCE 150191063.PER	CATERING SUPPLIES FOR CITIPLACE COMMUNIT	514.30			
207920	10/09/2020	RORIE SPARE					1,189.25
		<i>Invoice Number</i>	<i>Payment Details</i>	<i>Amount</i>	<i>Discount</i>	<i>Retention</i>	<i>PPS</i>
		\$APINVCE 174	CSA AND PARKING SERVICE ANNUAL CAMERA CL	1,189.25			
207921	10/09/2020	OOH!MEDIA STREET FURNITURE PTY LTD (ADSHL)					9,120.22
		<i>Invoice Number</i>	<i>Payment Details</i>	<i>Amount</i>	<i>Discount</i>	<i>Retention</i>	<i>PPS</i>
		\$APINVCE M13282	MAINTENANCE OF 4 NON-AD BUS SHELTERS FOR	9,120.22			
207922	10/09/2020	EMPIRED LIMITED					1,578.50
		<i>Invoice Number</i>	<i>Payment Details</i>	<i>Amount</i>	<i>Discount</i>	<i>Retention</i>	<i>PPS</i>
		\$APINVCE 45488	LAST INVOICE FOR PROJECT.	1,578.50			

Payment Details by Invoice

MUNICIPAL FUND



From Period 3 To Period 3 From Date 1/09/2020 To Date 30/09/2020

<i>Cheque/EFT Number</i>	<i>Payment Date</i>	<i>Payee</i>						<i>Payment Amount</i>
207923	10/09/2020	LOCK STOCK AND FARRELL LOCKSMITH PTY LTD						969.00
		<i>Invoice Number</i>	<i>Payment Details</i>	<i>Amount</i>	<i>Discount</i>	<i>Retention</i>	<i>PPS</i>	
	\$APINVCE	2,009,183	STORES STOCK	969.00				
207924	10/09/2020	INTERFLOW PTY LTD						72,859.79
		<i>Invoice Number</i>	<i>Payment Details</i>	<i>Amount</i>	<i>Discount</i>	<i>Retention</i>	<i>PPS</i>	
	\$APINVCE	00000002161	HILL ST - ROYAL TO TERRACE RELINING STAG	34,978.97				
	\$APINVCE	000000021619	DRAINAGE BENNETT ST RELINING STAGE 2 - R	37,880.82				
207925	10/09/2020	DESIGN EDGE						935.00
		<i>Invoice Number</i>	<i>Payment Details</i>	<i>Amount</i>	<i>Discount</i>	<i>Retention</i>	<i>PPS</i>	
	\$APINVCE	12168	SUPPLY OF • CUTTING 50 SIGN BLANKS 450 X	935.00				
207926	10/09/2020	THYSSENKRUPP ELEVATOR AUSTRALIA PTY LTD						20,329.27
		<i>Invoice Number</i>	<i>Payment Details</i>	<i>Amount</i>	<i>Discount</i>	<i>Retention</i>	<i>PPS</i>	
	\$APINVCE	8067110239	LIFT AND ESCALATOR MAINTENANCE SERVICES	1,715.31				
	\$APINVCE	8067110237	LIFT AND ESCALATOR MAINTENANCE SERVICES	1,261.70				
	\$APINVCE	8060004742	CITIPLACE, ROE STREET & PIER STREET LIFT	4,898.30				
	\$APINVCE	8067110235	LIFT AND ESCALATOR MAINTENANCE SERVICES	1,289.29				
	\$APINVCE	8067110241	LIFT AND ESCALATOR MAINTENANCE SERVICES	1,719.82				
	\$APINVCE	8067110233	LIFT AND ESCALATOR MAINTENANCE SERVICES	2,137.42				
	\$APINVCE	8067112541	REACTIVE LIFT AND ESCALATOR MAINTENANCE	745.80				
	\$APINVCE	8067110244	LIFT AND ESCALATOR MAINTENANCE SERVICES	1,575.08				
	\$APINVCE	8067110229	LIFT AND ESCALATOR MAINTENANCE SERVICES	996.90				
	\$APINVCE	8067110231	LIFT AND ESCALATOR MAINTENANCE SERVICES	2,455.13				
	\$APINVCE	8067110243	LIFT AND ESCALATOR MAINTENANCE SERVICES	1,068.71				
	\$APINVCE	8067109758	REACTIVE LIFT AND ESCALATOR MAINTENANCE	465.81				
207927	10/09/2020	GLOBAL AUTOCOAT PTY LTD						260.49
		<i>Invoice Number</i>	<i>Payment Details</i>	<i>Amount</i>	<i>Discount</i>	<i>Retention</i>	<i>PPS</i>	
	\$APINVCE	SINV390897	SUPPLY 1 X AXA1250000616 DX46 DUXONE 2K	260.49				
207928	10/09/2020	ALINTA SALES PTY LTD						799.65
		<i>Invoice Number</i>	<i>Payment Details</i>	<i>Amount</i>	<i>Discount</i>	<i>Retention</i>	<i>PPS</i>	
	\$APINVCE	804003079	567 HAY ST PERTH	799.65				

Payment Details by Invoice

MUNICIPAL FUND



From Period 3 To Period 3
 From Date 1/09/2020 To Date 30/09/2020

<i>Cheque/EFT Number</i>	<i>Payment Date</i>	<i>Payee</i>						<i>Payment Amount</i>
207929	10/09/2020	ECOLO WA						500.50
		<i>Invoice Number</i>	<i>Payment Details</i>	<i>Amount</i>	<i>Discount</i>	<i>Retention</i>	<i>PPS</i>	
		\$APINVCE 00015626	FORREST PLACE LOADING DOCK BIN ROOM ODOU	250.25				
		\$APINVCE 00015656	FORREST PLACE LOADING DOCK BIN ROOM ODOU	250.25				
207930	10/09/2020	ACCESS BRICKPAVING CO						4,327.09
		<i>Invoice Number</i>	<i>Payment Details</i>	<i>Amount</i>	<i>Discount</i>	<i>Retention</i>	<i>PPS</i>	
		\$APINVCE 00270828	EMERGENCY WORKS POTHOLE REPAIR BUS LANE	4,415.40	88.31			
					88.31			
207931	10/09/2020	SUNNY INDUSTRIAL BRUSHWARE						1,347.38
		<i>Invoice Number</i>	<i>Payment Details</i>	<i>Amount</i>	<i>Discount</i>	<i>Retention</i>	<i>PPS</i>	
		\$APINVCE 00022242	WEEKLY BRUSHES FOR ROAD AND SMALL	1,347.38				
207932	10/09/2020	EOS ELECTRICAL						4,094.15
		<i>Invoice Number</i>	<i>Payment Details</i>	<i>Amount</i>	<i>Discount</i>	<i>Retention</i>	<i>PPS</i>	
		\$APINVCE 00013368	ELECTRICAL MAINTENANCE OF STREET LIGHTS	1,749.79				
		\$APINVCE 00013426	ELECTRICAL MAINTENANCE OF STREET LIGHTS	331.63				
		\$APINVCE 00013404	ELECTRICAL MAINTENANCE OF STREET LIGHTS	67.65				
		\$APINVCE 00013358	ELECTRICAL MAINTENANCE OF STREET LIGHTS	1,505.08				
		\$APINVCE 00013326	ELECTRICAL MAINTENANCE OF STREET LIGHTS	440.00				
207933	10/09/2020	JAMES BENNETT PTY LTD						5,182.54
		<i>Invoice Number</i>	<i>Payment Details</i>	<i>Amount</i>	<i>Discount</i>	<i>Retention</i>	<i>PPS</i>	
		\$APINVCE 4727910	LIBRARY STOCK PURCHASES OF ASSORTED BOOK	122.12				
		\$APINVCE 4727909	LIBRARY STOCK PURCHASES OF ASSORTED BOOK	694.39				
		\$APINVCE 4727775	E-BOOKS PER AXIS FOR YPS	269.85				
		\$APINVCE 4727773	ASSORTED E-BOOKS - PER AXS	261.08				
		\$APINVCE 4727772	ASSORTED E-BOOKS - PER AXS	803.63				
		\$APINVCE 4727896	LIBRARY STOCK PURCHASES OF ASSORTED BOOK	34.47				
		\$APINVCE 4727892	LIBRARY STOCK PURCHASES OF ASSORTED BOOK	526.36				
		\$APINVCE 4727774	E-BOOKS PER AXIS FOR YPS	1,025.69				
		\$APINVCE 4727900	LIBRARY STOCK PURCHASES OF ASSORTED BOOK	257.63				
		\$APINVCE 4727895	LIBRARY STOCK PURCHASES OF ASSORTED BOOK	614.42				
		\$APINVCE 4727903	LIBRARY STOCK PURCHASES OF ASSORTED BOOK	196.45				
		\$APINVCE 4727899	LIBRARY STOCK PURCHASES OF ASSORTED BOOK	376.45				

Payment Details by Invoice

MUNICIPAL FUND



From Period 3 To Period 3 From Date 1/09/2020 To Date 30/09/2020

<i>Cheque/EFT Number</i>	<i>Payment Date</i>	<i>Payee</i>						<i>Payment Amount</i>
207934	10/09/2020	HILARY NORMA EVERARD						120.00
		<i>Invoice Number</i>	<i>Payment Details</i>	<i>Amount</i>	<i>Discount</i>	<i>Retention</i>	<i>PPS</i>	
		\$APINVCE 10/2020	TUESDAY MORNING SHOW - 11/08/2020 - HILA	120.00				
207935	10/09/2020	GILMOUR & JOOSTE ELECTRICAL						9,195.08
		<i>Invoice Number</i>	<i>Payment Details</i>	<i>Amount</i>	<i>Discount</i>	<i>Retention</i>	<i>PPS</i>	
		\$APINVCE INV-9945	ELECTRICAL MAINTENANCE FOR STREET LIGHTI	278.03				
		\$APINVCE INV-9859	ELECTRICAL MAINTENANCE FOR STREET LIGHTI	966.10				
		\$APINVCE INV-10041	VARIOUS SITES - UNPLANNED ELECTRICAL MAI	192.50				
		\$APINVCE INV-9176	ELECTRICAL MAINTENANCE FOR STREET LIGHTI	113.08				
		\$APINVCE INV-10044	VARIOUS SITES - UNPLANNED ELECTRICAL MAI	860.41				
		\$APINVCE INV-9914	ELECTRICAL MAINTENANCE FOR STREET LIGHTI	789.68				
		\$APINVCE INV-10027	ELECTRICAL MAINTENANCE FOR STREET LIGHTI	167.96				
		\$APINVCE INV-9915	ELECTRICAL MAINTENANCE FOR STREET LIGHTI	158.95				
		\$APINVCE INV-9917	ELECTRICAL MAINTENANCE FOR STREET LIGHTI	134.96				
		\$APINVCE INV-9916	ELECTRICAL MAINTENANCE FOR STREET LIGHTI	748.00				
		\$APINVCE INV-9830	ELECTRICAL MAINTENANCE FOR STREET LIGHTI	1,663.36				
		\$APINVCE INV-10028	ELECTRICAL MAINTENANCE FOR STREET LIGHTI	177.05				
		\$APINVCE INV-10116	ELECTRICAL MAINTENANCE FOR STREET LIGHTI	771.07				
		\$APINVCE INV-8839	GILMOUR ATTENDED TO POWER FAULT TO	220.00				
		\$APINVCE INV-10029	ELECTRICAL MAINTENANCE FOR STREET LIGHTI	809.93				
		\$APINVCE INV-9943	ELECTRICAL MAINTENANCE FOR STREET LIGHTI	594.00				
		\$APINVCE INV-10030	ELECTRICAL MAINTENANCE FOR STREET LIGHTI	550.00				
207936	10/09/2020	TRUGRADE PTY LTD						3,174.60
		<i>Invoice Number</i>	<i>Payment Details</i>	<i>Amount</i>	<i>Discount</i>	<i>Retention</i>	<i>PPS</i>	
		\$APINVCE 00021564	STORES STOCK	3,174.60				
207937	10/09/2020	IMAGE SOURCE DIGITAL SOLUTIONS						171.05
		<i>Invoice Number</i>	<i>Payment Details</i>	<i>Amount</i>	<i>Discount</i>	<i>Retention</i>	<i>PPS</i>	
		\$APINVCE 453198	FLOOR DECALS FOR CITIZENSHIP 26 AUGUST 2	171.05				
207938	10/09/2020	WINDCAVE PTY LTD T/AS PAYMENT EXPRESS AUSTRALIA						47,016.70
		<i>Invoice Number</i>	<i>Payment Details</i>	<i>Amount</i>	<i>Discount</i>	<i>Retention</i>	<i>PPS</i>	
		\$APINVCE 1563616	MONTHLY SERVICE FEE FOR EFTPOS MACHINE A	94.18				
		\$APINVCE 1563615	CARD TRANSACTION FEE 2020-21	46,922.52				

Payment Details by Invoice

MUNICIPAL FUND



From Period 3 To Period 3
 From Date 1/09/2020 To Date 30/09/2020

<i>Cheque/EFT Number</i>	<i>Payment Date</i>	<i>Payee</i>						<i>Payment Amount</i>
207939	10/09/2020	GJK FACILITY SERVICES						247.50
		<i>Invoice Number</i>	<i>Payment Details</i>	<i>Amount</i>	<i>Discount</i>	<i>Retention</i>	<i>PPS</i>	
	\$APINVCE	387397	CAR PARK REACTIVE MAINTENANCE FOR 2020/2	247.50				
207940	10/09/2020	JAPANESE TRUCK & BUS SPARES PTY LTD						704.00
		<i>Invoice Number</i>	<i>Payment Details</i>	<i>Amount</i>	<i>Discount</i>	<i>Retention</i>	<i>PPS</i>	
	\$APINVCE	378734	TRANSMISSION OIL FOR LARGE ISUZU / HINO	704.00				
207941	10/09/2020	LIGHTSPEED COMMUNICATIONS AUSTRALIA PTY LTD T/AS						26,182.11
		<i>Invoice Number</i>	<i>Payment Details</i>	<i>Amount</i>	<i>Discount</i>	<i>Retention</i>	<i>PPS</i>	
	\$APINVCE	86904	WELLINGTON SQUARE ENHANCEMENT - FIBRE OP	26,182.11				
207942	10/09/2020	ARUP						17,081.26
		<i>Invoice Number</i>	<i>Payment Details</i>	<i>Amount</i>	<i>Discount</i>	<i>Retention</i>	<i>PPS</i>	
	\$APINVCE	39-200374	ROE ST ENHANCEMENT PROJECT - DETAILED DE	17,081.26				
207943	10/09/2020	WHEN ADAM MET EVE						360.00
		<i>Invoice Number</i>	<i>Payment Details</i>	<i>Amount</i>	<i>Discount</i>	<i>Retention</i>	<i>PPS</i>	
	\$APINVCE	INV-COP026	GRAPHIC DESIGN - 20-228 REGULATION 18	360.00				
207944	10/09/2020	MSS SECURITY PTY LTD						2,938.90
		<i>Invoice Number</i>	<i>Payment Details</i>	<i>Amount</i>	<i>Discount</i>	<i>Retention</i>	<i>PPS</i>	
	\$APINVCE	70403196	MSS SECURITY TILL 30TH SEPTEMBER 2020	2,938.90				
207945	10/09/2020	DEPARTMENT OF MINES INDUSTRY REGULATION AND						21,749.76
		<i>Invoice Number</i>	<i>Payment Details</i>	<i>Amount</i>	<i>Discount</i>	<i>Retention</i>	<i>PPS</i>	
	\$APINVCE	01092020	BLDNG SERVICE LEVY-AUG 20 LESS AGNTS FEE	21,749.76				
207946	10/09/2020	KODAK ALARIS AUSTRALIA PTY LTD						2,464.00
		<i>Invoice Number</i>	<i>Payment Details</i>	<i>Amount</i>	<i>Discount</i>	<i>Retention</i>	<i>PPS</i>	
	\$APINVCE	AUP000005269	KODAK 13200 A3 DESKTOP SCANNER ROW – CON	2,464.00				

Payment Details by Invoice

MUNICIPAL FUND



CITY of PERTH

From Period 3 To Period 3 From Date 1/09/2020 To Date 30/09/2020

<i>Cheque/EFT Number</i>	<i>Payment Date</i>	<i>Payee</i>	<i>Payment Amount</i>
207947	10/09/2020	ELECTRICITY GENERATION AND RETAIL CORPORATION	75,765.51

	<i>Invoice Number</i>	<i>Payment Details</i>	<i>Amount</i>	<i>Discount</i>	<i>Retention</i>	<i>PPS</i>
\$APINVCE	131238140	CHARGES - LOT 71 U 1 HAIG PARK CIR	363.01			
\$APINVCE	061460900	CHARGES - QUEEN ST PERTH	523.36			
\$APINVCE	459877870	CHARGES - U A 4 HALE ST EAST PERTH	560.38			
\$APINVCE	495931630	CHARGES - U 1 524 HAY ST PERTH	631.26			
\$APINVCE	427166830	CHARGES - U A 731 HAY ST PERTH	112.53			
\$APINVCE	335098570	CHARGES - 94 MURRAY ST PERTH	138.08			
\$APINVCE	356835930	CHARGES - FORREST AVE EAST PERTH	566.41			
\$APINVCE	485633840	CHARGES - UMS ASSETS 445	15,402.07			
\$APINVCE	756405250	CHARGES - LOT 94 U A ROYAL ST EAST PERTH	638.02			
\$APINVCE	938633580	CHARGES - LOT 1010 ROYAL ST EAST PERTH	973.97			
\$APINVCE	904253010	CHARGES - LOT 77 U 5 HAIG PARK CIR	266.85			
\$APINVCE	521303500	CHARGES - JEWELL LANE EAST PERTH	277.18			
\$APINVCE	212969810	CHARGES - 153 KENSINGTON ST EAST PERTH	108.83			
\$APINVCE	145307930	CHARGES - 31 GODERICH ST EAST PERTH	136.39			
\$APINVCE	335099180	CHARGES - 88 MURRAY ST PERTH	1,461.74			
\$APINVCE	935893230	CHARGES - LOT 40 U 3 HAIG PARK CIR	318.23			
\$APINVCE	296650310	CHARGES - 13 ST GEORGES TCE PERTH	1,175.86			
\$APINVCE	289705470	CHARGES - U C'S PLAIN ST EAST PERTH	681.37			
\$APINVCE	179109720	CHARGES - 13 KING ST PERTH	264.67			
\$APINVCE	166328260	CHARGES - LOT 4 BRONTE ST EAST PERTH	114.00			
\$APINVCE	505477540	CHARGES - LOT 220 ROYAL ST EAST PERTH	411.97			
\$APINVCE	308231070	CHARGES - LOC 19 BENNETT ST EAST PERTH	786.65			
\$APINVCE	521515500	CHARGES - 28 ARDEN ST EAST PERTH	110.68			
\$APINVCE	676058930	CHARGES - LOT 24D HAY ST PERTH	346.24			
\$APINVCE	741872040	CHARGES - LOT 94 ROYAL ST EAST PERTH	286.65			
\$APINVCE	445629150	CHARGES - LOT 28 MURRAY ST PERTH	724.63			
\$APINVCE	015431910	CHARGES - LOT 302 RIVERSIDE DR PERTH	1,150.34			
\$APINVCE	142446430	CHARGES - LOT 565 TERRACE RD EAST PERTH	118.02			
\$APINVCE	948240940	CHARGES - 420 WELLINGTON ST PERTH	262.96			
\$APINVCE	675819230	CHARGES - LOT 565 U B VICTORIA AVE PERTH	628.41			
\$APINVCE	712892720	CHARGES - LOT 901 U 2 RIVERSIDE DR PERTH	322.12			
\$APINVCE	983865570	CHARGES - ROYAL ST EAST PERTH	547.18			
\$APINVCE	311206890	CHARGES - 94 MOORE ST EAST PERTH	163.96			
\$APINVCE	688433100	CHARGES - TRAFALGAR RD EAST PERTH	64.01			

Payment Details by Invoice

MUNICIPAL FUND



From Period 3 To Period 3 From Date 1/09/2020 To Date 30/09/2020

<i>Cheque/EFT Number</i>	<i>Payment Date</i>	<i>Payee</i>		<i>Payment Amount</i>			
		\$APINVCE 333902430	CHARGES - 42 MOORE ST EAST PERTH	114.29			
		\$APINVCE 998988810	CHARGES - LOT 77 U 4 HAIG PARK CIR	368.47			
		\$APINVCE 264901570	CHARGES - 9 SAUNDERS ST EAST PERTH	193.52			
		\$APINVCE 128191510	CHARGES - LOT 0 MURRAY ST PERTH	682.07			
		\$APINVCE 799907750	CHARGES - LOT 8 ROYAL ST EAST PERTH	129.79			
		\$APINVCE 815438830	CHARGES - LOT 70 U 2 HAIG PARK CIR	151.45			
		\$APINVCE 847854270	CHARGES - STREETLIGHTS 1,831	42,997.05			
		\$APINVCE 730752590	CHARGES - 262 HAY ST EAST PERTH	189.96			
		\$APINVCE 431845470	CHARGES - LOT 483 U 1 TERRACE RD PERTH	300.88			
207948	10/09/2020	BLACKWOODS ATKINS					534.34
		<u>Invoice Number</u>	<u>Payment Details</u>	<u>Amount</u>	<u>Discount</u>	<u>Retention</u>	<u>PPS</u>
		\$APINVCE PE0100XI	SUPPLY 1 X REEL HOSE RETRACTA RACR AIR G	431.20			
		\$APINVCE PE3361XJ	STORE STOCK	52.37			
		\$APINVCE PE9162XI	SUPPLY OF 5 X P/N 05426356 EYEBOLT COLLA	50.77			
207949	10/09/2020	AUSTRALIAN HVAC SERVICES					1,270.96
		<u>Invoice Number</u>	<u>Payment Details</u>	<u>Amount</u>	<u>Discount</u>	<u>Retention</u>	<u>PPS</u>
		\$APINVCE 57571	HVAC REACTIVE MAINTENANCE/ QUOTED WORKS	500.96			
		\$APINVCE 57559	HVAC REACTIVE MAINTENANCE/ QUOTED WORKS	173.25			
		\$APINVCE 57575	HVAC REACTIVE MAINTENANCE/ QUOTED WORKS	481.25			
		\$APINVCE 57560	HVAC REACTIVE MAINTENANCE/ QUOTED WORKS	115.50			
207950	10/09/2020	JOHN ROY PERRY T/AS THE MUCKY DUCK BUSH BAND					200.00
		<u>Invoice Number</u>	<u>Payment Details</u>	<u>Amount</u>	<u>Discount</u>	<u>Retention</u>	<u>PPS</u>
		\$APINVCE 180820	TUESDAY MORNING SHOW - 18/08/2020 - JOHN	200.00			
207951	10/09/2020	WEST COAST SPRING WATER PTY LTD T/AS AUSSIE					891.00
		<u>Invoice Number</u>	<u>Payment Details</u>	<u>Amount</u>	<u>Discount</u>	<u>Retention</u>	<u>PPS</u>
		\$APINVCE 1681548	CAR PARK DRINKING WATER FOR JUNE TO AUGU	132.00			
		\$APINVCE 1681546	CAR PARK DRINKING WATER FOR JUNE TO AUGU	132.00			
		\$APINVCE 1681550	CAR PARK DRINKING WATER FOR JUNE TO AUGU	99.00			
		\$APINVCE 1681544	CAR PARK DRINKING WATER FOR JUNE TO AUGU	132.00			
		\$APINVCE 1681547	CAR PARK DRINKING WATER FOR JUNE TO AUGU	132.00			
		\$APINVCE 1681549	CAR PARK DRINKING WATER FOR JUNE TO AUGU	132.00			
		\$APINVCE 1681551	CAR PARK DRINKING WATER FOR JUNE TO AUGU	132.00			

Payment Details by Invoice

MUNICIPAL FUND



From Period 3 To Period 3 From Date 1/09/2020 To Date 30/09/2020

<i>Cheque/EFT Number</i>	<i>Payment Date</i>	<i>Payee</i>						<i>Payment Amount</i>
207952	10/09/2020	OLEOLOGY						8,376.50
		<i>Invoice Number</i>	<i>Payment Details</i>	<i>Amount</i>	<i>Discount</i>	<i>Retention</i>	<i>PPS</i>	
		\$APINVCE 00016477	HALF YEARLY REPLACEMENT OF FILTERS FOR D	8,376.50				
207953	10/09/2020	C TROLIO & I TROLIO T/AS RUCK ROVER GENERAL STORE						5,500.00
		<i>Invoice Number</i>	<i>Payment Details</i>	<i>Amount</i>	<i>Discount</i>	<i>Retention</i>	<i>PPS</i>	
		\$APINVCE RR176	SMALL BUSINESS GRANT 2019-20 - RUCK ROVE	5,500.00				
207954	10/09/2020	JB HI-FI GROUP PTY LTD T/AS JB HI-FI COMMERCIAL						102.00
		<i>Invoice Number</i>	<i>Payment Details</i>	<i>Amount</i>	<i>Discount</i>	<i>Retention</i>	<i>PPS</i>	
		\$APINVCE BD0227298	DEPOT LUNCHROOM APPLIANCE	102.00				
207955	10/09/2020	DEEP GREEN CORPORATION PTY LTD						3,640.45
		<i>Invoice Number</i>	<i>Payment Details</i>	<i>Amount</i>	<i>Discount</i>	<i>Retention</i>	<i>PPS</i>	
		\$APINVCE 22354	GREEN WALL MAINTENANCE - LIBRARY AND NOR	1,289.75				
		\$APINVCE 22355	GREEN WALL MAINTENANCE - LIBRARY AND NOR	2,350.70				
207956	10/09/2020	DORMAKABA AUSTRALIA PTY LTD						251.90
		<i>Invoice Number</i>	<i>Payment Details</i>	<i>Amount</i>	<i>Discount</i>	<i>Retention</i>	<i>PPS</i>	
		\$APINVCE 35WA782648	UNPLANNED AUTODOOR MAINTENANCE FOR	251.90				
207957	10/09/2020	THE TRUSTEE FOR PT TRUST T/AS PUKUNUI TECHNOLOGY						594.00
		<i>Invoice Number</i>	<i>Payment Details</i>	<i>Amount</i>	<i>Discount</i>	<i>Retention</i>	<i>PPS</i>	
		\$APINVCE INV-212149	MOODLE ADMINISTRATOR TRAINING AND	594.00				
207958	10/09/2020	BUNGAREE LAUNDRY SERVICES						121.00
		<i>Invoice Number</i>	<i>Payment Details</i>	<i>Amount</i>	<i>Discount</i>	<i>Retention</i>	<i>PPS</i>	
		\$APINVCE 00050536	BUNGAREE -COP CATERING LINEN SUPPLY	121.00				
207959	10/09/2020	BROWNES FOODS OPERATIONS PTY LTD						107.48
		<i>Invoice Number</i>	<i>Payment Details</i>	<i>Amount</i>	<i>Discount</i>	<i>Retention</i>	<i>PPS</i>	
		\$APINVCE 15548314	DEPOT WEEKLY MILK DELIVERY 1 JULY 2020 -	107.48				
207960	10/09/2020	AUSTRALIAN INSTITUTE OF MANAGEMENT						363.00
		<i>Invoice Number</i>	<i>Payment Details</i>	<i>Amount</i>	<i>Discount</i>	<i>Retention</i>	<i>PPS</i>	
		\$APINVCE 7123754	LAUREN HANCOCK TEAM COACHING - ACH TEAM	363.00				

Payment Details by Invoice

MUNICIPAL FUND



From Period 3 To Period 3 From Date 1/09/2020 To Date 30/09/2020

<i>Cheque/EFT Number</i>	<i>Payment Date</i>	<i>Payee</i>					<i>Payment Amount</i>
207961	10/09/2020	CULTURE COUNTS(AUSTRALIA)PTY LTD					11,143.00
		<i>Invoice Number</i>	<i>Payment Details</i>	<i>Amount</i>	<i>Discount</i>	<i>Retention</i>	<i>PPS</i>
		\$APINVCE INV-0930	ALWAYS-ON MARKETING EVALUATION FY1920	11,143.00			
207962	10/09/2020	ICONIC PROPERTY SERVICES					12,183.02
		<i>Invoice Number</i>	<i>Payment Details</i>	<i>Amount</i>	<i>Discount</i>	<i>Retention</i>	<i>PPS</i>
		\$APINVCE PSIO10901	COUNCIL HOUSE - ADDITIONAL DAY CLEANER A	6,091.51			
		\$APINVCE PSIO10458	COUNCIL HOUSE - ADDITIONAL CLEANER	6,091.51			
207963	10/09/2020	A E HOSKINS & SONS					1,673.10
		<i>Invoice Number</i>	<i>Payment Details</i>	<i>Amount</i>	<i>Discount</i>	<i>Retention</i>	<i>PPS</i>
		\$APINVCE 439881	VARIOUS SITES - UNPLANNED MAINTENANCE -	1,673.10			
207964	10/09/2020	MICKTRIC EVENTS					1,650.00
		<i>Invoice Number</i>	<i>Payment Details</i>	<i>Amount</i>	<i>Discount</i>	<i>Retention</i>	<i>PPS</i>
		\$APINVCE INV-11760	EAST PERTH TUNNEL LIGHTS - EXTENSION AUG	1,650.00			
207965	10/09/2020	CSE CROSSCOM PTY LTD					4,154.26
		<i>Invoice Number</i>	<i>Payment Details</i>	<i>Amount</i>	<i>Discount</i>	<i>Retention</i>	<i>PPS</i>
		\$APINVCE 429926	PROVISION OF TWO-WAY RADIOS - WAC DAY AN	1,787.50			
		\$APINVCE 429906	Q108976	111.76			
		\$APINVCE 429930	CSE CROSSCOM MONTHLY NETWORK FEES.	55.00			
		\$APINVCE 429929	TWO WAY RADIO MONTHLY FEE FOR CITIPLACE	27.50			
		\$APINVCE 429928	TWO-WAY RADIO - AIR TIME FOR 20/21 FINAN	2,172.50			
207966	10/09/2020	COLLEAGUES NAGELS PTY LTD					16,313.96
		<i>Invoice Number</i>	<i>Payment Details</i>	<i>Amount</i>	<i>Discount</i>	<i>Retention</i>	<i>PPS</i>
		\$APINVCE R45171	DATAPARK TICKETS PER COLLEAGUES	16,313.96			
207967	10/09/2020	MARK REISINGER T/AS MFR AUTOELECTRICS					857.01
		<i>Invoice Number</i>	<i>Payment Details</i>	<i>Amount</i>	<i>Discount</i>	<i>Retention</i>	<i>PPS</i>
		\$APINVCE 1825	CALL OUT TO RECTIFY FAULTS IN RUBBISH TR	720.99			
		\$APINVCE 1826	CALL OUT TO RECTIFY FAULTS IN RUBBISH TR	100.60			
		\$APINVCE 1824	CALL OUT TO RECTIFY FAULTS IN RUBBISH TR	35.42			

Payment Details by Invoice

MUNICIPAL FUND



From Period 3 To Period 3
 From Date 1/09/2020 To Date 30/09/2020

<i>Cheque/EFT Number</i>	<i>Payment Date</i>	<i>Payee</i>						<i>Payment Amount</i>
207968	10/09/2020	LOCAL COMMUNITY INSURANCE SERVICES						826.33
		<i>Invoice Number</i>	<i>Payment Details</i>		<i>Amount</i>	<i>Discount</i>	<i>Retention</i>	<i>PPS</i>
		\$APINVCE	051-769375	LMDRF PUBLIC & PRODUCTS LIABILITY INSURA		826.33		
207969	10/09/2020	TCE SERVICES PTY LTD T/AS TRAINING COURSE EXPERTS						1,080.00
		<i>Invoice Number</i>	<i>Payment Details</i>		<i>Amount</i>	<i>Discount</i>	<i>Retention</i>	<i>PPS</i>
		\$APINVCE	X110888	FORKLIFT TRAINING STEVE MALATA STEPHE		360.00		
		\$APINVCE	X110890	FORKLIFT TRAINING STEVE MALATA STEPHE		360.00		
		\$APINVCE	X111439	FORKLIFT TRAINING STEVE MALATA STEPHE		360.00		

Payment Details by Invoice

MUNICIPAL FUND



From Period 3 To Period 3
 From Date 1/09/2020 To Date 30/09/2020

<i>Cheque/EFT Number</i>	<i>Payment Date</i>	<i>Payee</i>	<i>Payment Amount</i>
207970	10/09/2020	THE TRUSTEE FOR THE SWIFT FLOW UNIT TRUST	9,900.69

	<i>Invoice Number</i>	<i>Payment Details</i>	<i>Amount</i>	<i>Discount</i>	<i>Retention</i>	<i>PPS</i>
\$APINVCE	10154	VARIOUS SITES - UNPLANNED PLUMBING MAINT	128.84			
\$APINVCE	10143	VARIOUS SITES - UNPLANNED PLUMBING MAINT	2,713.64			
\$APINVCE	10153	VARIOUS SITES - UNPLANNED PLUMBING MAINT	123.23			
\$APINVCE	10126	VARIOUS SITES - UNPLANNED PLUMBING MAINT	308.36			
\$APINVCE	10147	VARIOUS SITES - UNPLANNED PLUMBING MAINT	121.54			
\$APINVCE	10132	VARIOUS SITES - UNPLANNED PLUMBING MAINT	179.26			
\$APINVCE	10125	VARIOUS SITES - UNPLANNED PLUMBING MAINT	123.23			
\$APINVCE	10131	VARIOUS SITES - UNPLANNED PLUMBING MAINT	123.23			
\$APINVCE	10139	VARIOUS SITES - UNPLANNED PLUMBING MAINT	369.70			
\$APINVCE	10133	VARIOUS SITES - UNPLANNED PLUMBING MAINT	252.15			
\$APINVCE	10145	VARIOUS SITES - UNPLANNED PLUMBING MAINT	123.23			
\$APINVCE	10148	VARIOUS SITES - UNPLANNED PLUMBING MAINT	121.54			
\$APINVCE	10123	VARIOUS SITES - UNPLANNED PLUMBING MAINT	704.39			
\$APINVCE	10149	VARIOUS SITES - UNPLANNED PLUMBING MAINT	123.23			
\$APINVCE	10142	VARIOUS SITES - UNPLANNED PLUMBING MAINT	196.18			
\$APINVCE	10128	VARIOUS SITES - UNPLANNED PLUMBING MAINT	89.63			
\$APINVCE	10146	VARIOUS SITES - UNPLANNED PLUMBING MAINT	166.35			
\$APINVCE	10127	VARIOUS SITES - UNPLANNED PLUMBING MAINT	246.46			
\$APINVCE	10151	URILIFT - PLANNED MAINTENANCE - 2020/21	179.26			
\$APINVCE	10129	VARIOUS SITES - UNPLANNED PLUMBING MAINT	89.63			
\$APINVCE	10138	VARIOUS SITES - UNPLANNED PLUMBING MAINT	743.12			
\$APINVCE	10140	VARIOUS SITES - UNPLANNED PLUMBING MAINT	537.76			
\$APINVCE	10124	VARIOUS SITES - UNPLANNED PLUMBING MAINT	123.23			
\$APINVCE	10152	VARIOUS SITES - UNPLANNED PLUMBING MAINT	184.85			
\$APINVCE	10155	VARIOUS SITES - UNPLANNED PLUMBING MAINT	246.47			
\$APINVCE	10144	VARIOUS SITES - UNPLANNED PLUMBING MAINT	556.12			
\$APINVCE	10134	VARIOUS SITES - UNPLANNED PLUMBING MAINT	337.11			
\$APINVCE	10135	VARIOUS SITES - UNPLANNED PLUMBING MAINT	89.63			
\$APINVCE	10141	VARIOUS SITES - UNPLANNED PLUMBING MAINT	255.78			
\$APINVCE	10137	VARIOUS SITES - UNPLANNED PLUMBING MAINT	150.33			
\$APINVCE	10150	VARIOUS SITES - UNPLANNED PLUMBING MAINT	193.21			

Payment Details by Invoice

MUNICIPAL FUND



From Period 3 To Period 3
 From Date 1/09/2020 To Date 30/09/2020

<i>Cheque/EFT Number</i>	<i>Payment Date</i>	<i>Payee</i>						<i>Payment Amount</i>
207971	10/09/2020	ROWSON'S PLUMBING SERVICES PTY LTD						2,673.94
		<u>Invoice Number</u>	<u>Payment Details</u>	<u>Amount</u>	<u>Discount</u>	<u>Retention</u>	<u>PPS</u>	
		\$APINVCE 817689	VARIOUS SITES - UNPLANNED PLUMBING MAINT	504.14				
		\$APINVCE 817690	VARIOUS SITES - UNPLANNED PLUMBING MAINT	422.70				
		\$APINVCE 817625	VARIOUS SITES - UNPLANNED PLUMBING MAINT	382.32				
		\$APINVCE 817515	VARIOUS SITES - UNPLANNED PLUMBING MAINT	215.95				
		\$APINVCE 817675	VARIOUS SITES - UNPLANNED PLUMBING MAINT	243.68				
		\$APINVCE 817519	VARIOUS SITES - UNPLANNED PLUMBING MAINT	195.95				
		\$APINVCE 817599	VARIOUS SITES - UNPLANNED PLUMBING MAINT	354.60				
		\$APINVCE 817598	VARIOUS SITES - UNPLANNED PLUMBING MAINT	354.60				
207972	10/09/2020	ROADS CORPORATION T/AS VICROADS						42.90
		<u>Invoice Number</u>	<u>Payment Details</u>	<u>Amount</u>	<u>Discount</u>	<u>Retention</u>	<u>PPS</u>	
		\$APINVCE 00707435	VEHICLE REGISTRATION SEARCHES (VICTORIA)	42.90				
207973	10/09/2020	WINC AUSTRALIA PTY PTD						1,197.36
		<u>Invoice Number</u>	<u>Payment Details</u>	<u>Amount</u>	<u>Discount</u>	<u>Retention</u>	<u>PPS</u>	
		\$APINVCE 9033595403	20/21 STATIONERY AND OFFICE SUPPLIES - G	33.30				
		\$APINVCE 9033596206	20/21 STATIONERY AND OFFICE SUPPLIES - G	104.69				
		\$APINVCE 9033580436	STATIONERY SUPPLIES, NON GST FOOD SUPPLI	43.25				
		\$APINVCE 9033619766	STATIONERY AND PAPER SUPPLIES FOR LEVEL	56.96				
		\$APINVCE 9033567463	20/21 STATIONERY AND OFFICE SUPPLIES - G	80.93				
		\$APINVCE 9033583048	STATIONERY SUPPLIES, NON GST FOOD SUPPLI	30.89				
		\$APINVCE 9033623062	CEO ALLIANCE STATIONERY 2020-21	267.98				
		\$APINVCE 9033610699	STATIONERY AND PAPER SUPPLIES FOR LEVEL	42.01				
		\$APINVCE 9033526051	STATIONERY SUPPLIES, NON GST FOOD SUPPLI	52.89				
		\$APINVCE 9033589383	20/21 STATIONERY AND OFFICE SUPPLIES - G	13.84				
		\$APINVCE 9033607202	STATIONARY, CATERING & CLEANING SUPPLIES	85.14				
		\$APINVCE 9033611713	STATIONERY, KITCHEN AND CLEANING SUPPLIE	206.76				
		\$APINVCE 9033467074	HAND SANITISER, CLEANING WIPES & STATION	21.66				
		\$APINVCE 9033577770	COMMUNITY DEVELOPMENT ALLIANCE	97.66				
		\$APINVCE 9033608095	STATIONERY AND PAPER SUPPLIES FOR LEVEL	59.40				

Payment Details by Invoice

MUNICIPAL FUND



From Period 3 To Period 3 From Date 1/09/2020 To Date 30/09/2020

Cheque/EFT

<i>Cheque/EFT Number</i>	<i>Payment Date</i>	<i>Payee</i>						<i>Payment Amount</i>
207974	10/09/2020	ESSENTIAL FIRE SERVICES PTY LTD						9,069.87
		<u>Invoice Number</u>	<u>Payment Details</u>	<u>Amount</u>	<u>Discount</u>	<u>Retention</u>	<u>PPS</u>	
		\$APINVCE 71835SM	FIGURES ARE AN ESTIMATE ONLY, BASED ON A	242.00				
		\$APINVCE 71839SM	FIGURES ARE AN ESTIMATE ONLY, BASED ON A	121.00				
		\$APINVCE 70929SM	FIGURES ARE AN ESTIMATE ONLY, BASED ON A	1,839.20				
		\$APINVCE 71297SM	FIGURES ARE AN ESTIMATE ONLY, BASED ON A	151.25				
		\$APINVCE 71222SM	FIGURES ARE AN ESTIMATE ONLY, BASED ON A	500.32				
		\$APINVCE 71721SM	FIGURES ARE AN ESTIMATE ONLY, BASED ON A	297.00				
		\$APINVCE 68293SM	FIGURES ARE AN ESTIMATE ONLY, BASED ON A	1,376.10				
		\$APINVCE 71452SM	FIGURES ARE AN ESTIMATE ONLY, BASED ON A	121.00				
		\$APINVCE 71137SM	FIGURES ARE AN ESTIMATE ONLY, BASED ON A	968.00				
		\$APINVCE 69686SM	FIGURES ARE AN ESTIMATE ONLY, BASED ON A	3,454.00				
207975	10/09/2020	HOBAN RECRUITMENT						8,066.01
		<u>Invoice Number</u>	<u>Payment Details</u>	<u>Amount</u>	<u>Discount</u>	<u>Retention</u>	<u>PPS</u>	
		\$APINVCE H47059	HOBAN - LABOUR HIRE 20/21	8,066.01				
207976	10/09/2020	TRAVIS HAYTO PHOTOGRAPHY						497.75
		<u>Invoice Number</u>	<u>Payment Details</u>	<u>Amount</u>	<u>Discount</u>	<u>Retention</u>	<u>PPS</u>	
		\$APINVCE 00001828	FLOUR FACTORY VIDEO	497.75				
207977	10/09/2020	WESTERN EDGE LANDSCAPES						176.00
		<u>Invoice Number</u>	<u>Payment Details</u>	<u>Amount</u>	<u>Discount</u>	<u>Retention</u>	<u>PPS</u>	
		\$APINVCE 4571	MAINTENANCE OF GARDEN BEDS ADJACENT TO B	176.00				
207978	10/09/2020	OCTAGON LIFTS PTY LTD						4,709.49
		<u>Invoice Number</u>	<u>Payment Details</u>	<u>Amount</u>	<u>Discount</u>	<u>Retention</u>	<u>PPS</u>	
		\$APINVCE 00022329	STATE LIBRARY CAR PARK - REACTIVE LIFT M	4,709.49				
207979	10/09/2020	ASSEMBLY & CO PTY LTD						4,314.20
		<u>Invoice Number</u>	<u>Payment Details</u>	<u>Amount</u>	<u>Discount</u>	<u>Retention</u>	<u>PPS</u>	
		\$APINVCE 1135	SECOND HANDOVER PAYMENT, CATHEDRAL	4,314.20				
207980	10/09/2020	ENVIRO INFRASTRUCTURE PTY LTD						3,142.74
		<u>Invoice Number</u>	<u>Payment Details</u>	<u>Amount</u>	<u>Discount</u>	<u>Retention</u>	<u>PPS</u>	
		\$APINVCE 5801	SUPPLY OF 12 X PARKING POLES WITH BASE P	3,142.74				

Payment Details by Invoice

MUNICIPAL FUND



From Period 3 To Period 3 From Date 1/09/2020 To Date 30/09/2020

<i>Cheque/EFT Number</i>	<i>Payment Date</i>	<i>Payee</i>						<i>Payment Amount</i>
207981	10/09/2020	CORPORATE GOVERNANCE RISK PTY LTD						5,500.00
		<i>Invoice Number</i>	<i>Payment Details</i>	<i>Amount</i>	<i>Discount</i>	<i>Retention</i>	<i>PPS</i>	
	\$APINVCE	IV00002254	MONTHLY HOSTING FEES FOR CORPORATE	5,500.00				
207982	10/09/2020	LENARA NOMINEES PTY LTD T/AS PERTH NEWS DELIVERY						113.40
		<i>Invoice Number</i>	<i>Payment Details</i>	<i>Amount</i>	<i>Discount</i>	<i>Retention</i>	<i>PPS</i>	
	\$APINVCE	30029	LENARA NOMINEES P/L - PERTH NEWS DELIVER	45.50				
	\$APINVCE	30016	NEWSPAPERS - LEVEL 2	67.90				
207983	10/09/2020	CHEVRON AUSTRALIA DOWNSTREAM FUELS PTY LTD						13,091.33
		<i>Invoice Number</i>	<i>Payment Details</i>	<i>Amount</i>	<i>Discount</i>	<i>Retention</i>	<i>PPS</i>	
	\$APINVCE	ASIP1529304	SUPPLY & DELIVERY OF BULK FUEL TO CITY O	13,091.33				
207984	10/09/2020	EXPO SIGNAGE AND DIGITAL PTY LTD T/AS BOKAY						443.63
		<i>Invoice Number</i>	<i>Payment Details</i>	<i>Amount</i>	<i>Discount</i>	<i>Retention</i>	<i>PPS</i>	
	\$APINVCE	5858	WELLINGTON SQUARE APT - REPLACE DAMAGED	443.63				
207985	10/09/2020	SIMPLYCITY PTY LTD						6,765.00
		<i>Invoice Number</i>	<i>Payment Details</i>	<i>Amount</i>	<i>Discount</i>	<i>Retention</i>	<i>PPS</i>	
	\$APINVCE	1067	COVID-19 MITIGATION SENSOR DASHBOARD. SI	495.00				
	\$APINVCE	1083	10 WIFI PEOPLE COUNTERS TO MEASURE ECONO	6,270.00				
207986	10/09/2020	CIRRUS NETWORKS PTY LTD T/AS CIRRUS						28,461.11
		<i>Invoice Number</i>	<i>Payment Details</i>	<i>Amount</i>	<i>Discount</i>	<i>Retention</i>	<i>PPS</i>	
	\$APINVCE	INV0005830	WELLINGTON SQUARE ENHANCEMENT	1,428.20				
	\$APINVCE	INV0005933	WELLINGTON SQUARE ENHANCEMENT	27,032.91				
207987	10/09/2020	GO INDUSTRIAL PTY LTD						1,023.00
		<i>Invoice Number</i>	<i>Payment Details</i>	<i>Amount</i>	<i>Discount</i>	<i>Retention</i>	<i>PPS</i>	
	\$APINVCE	GO3589-5	ANNUAL FEE FOR IFUEL	1,023.00				
207988	10/09/2020	HUNTER COMMUNICATIONS PTY LTD						11,876.70
		<i>Invoice Number</i>	<i>Payment Details</i>	<i>Amount</i>	<i>Discount</i>	<i>Retention</i>	<i>PPS</i>	
	\$APINVCE	INV-1419	INQUIRY COMMUNICATION SUPPORT	3,030.50				
	\$APINVCE	INV-1418	MEDIA TRAINING FOR MICHELLE REYNOLDS	4,125.00				
	\$APINVCE	INV-1417	STRATEGIC COMMUNICATIONS PLAN FOR INCOMI	4,721.20				

Payment Details by Invoice

MUNICIPAL FUND



From Period 3 To Period 3 From Date 1/09/2020 To Date 30/09/2020

<i>Cheque/EFT Number</i>	<i>Payment Date</i>	<i>Payee</i>					<i>Payment Amount</i>
207989	10/09/2020	TSTEE GREEN F/TRUST & TSTEE HOOD F/TRUST T/A OFFICE					5.28
		<i>Invoice Number</i>	<i>Payment Details</i>	<i>Amount</i>	<i>Discount</i>	<i>Retention</i>	<i>PPS</i>
	\$APINVCE	136941	MILK SUPPLY FOR 11TH FLOOR COMMISSIONERS	5.28			
207990	10/09/2020	ICT EXPRESS PTY LTD					25,564.00
		<i>Invoice Number</i>	<i>Payment Details</i>	<i>Amount</i>	<i>Discount</i>	<i>Retention</i>	<i>PPS</i>
	\$APINVCE	00002816	CORPORATE WIFI ACCESS POINTS	25,564.00			
207991	10/09/2020	DULUXGROUP(AUSTRALIA)PTY LTD T/AS DULUX					137.91
		<i>Invoice Number</i>	<i>Payment Details</i>	<i>Amount</i>	<i>Discount</i>	<i>Retention</i>	<i>PPS</i>
	\$APINVCE	WC04-0311735	PAINT AND HARDWARE SUPPLIES FOR USE IN G	137.91			
207992	10/09/2020	CTA (WA) PTY LTD					3,603.60
		<i>Invoice Number</i>	<i>Payment Details</i>	<i>Amount</i>	<i>Discount</i>	<i>Retention</i>	<i>PPS</i>
	\$APINVCE	500870	TO SUPPLY 26 LENGTHS AT 3.6LM POSI TREAD	3,603.60			
207993	10/09/2020	TRUSTEE FOR THE CHELMSFORD TRUST T/AS ST ANNE'S					111.00
		<i>Invoice Number</i>	<i>Payment Details</i>	<i>Amount</i>	<i>Discount</i>	<i>Retention</i>	<i>PPS</i>
	\$APINVCE	00078719	SYMPATHY FLOWERS FOR MRS CHISHOLM (ANDY'	111.00			
207994	10/09/2020	J.H. FLUID TRANSFER SOLUTIONS PTY LTD T/AS PIRTEK					1,667.39
		<i>Invoice Number</i>	<i>Payment Details</i>	<i>Amount</i>	<i>Discount</i>	<i>Retention</i>	<i>PPS</i>
	\$APINVCE	ML-T00035154	NEW GAUGES AND FITTINGS FOR HYDRAULIC HO	352.23			
	\$APINVCE	ML-T00035634	REPLACE BLOWN HOSE AND FITTINGS FOR SMAL	210.79			
	\$APINVCE	ML-T00035575	VARIOUS SIZES OF HOSE CLAMPS 250 X. FOR	790.35			
	\$APINVCE	ML-T00035635	REPLACE BLOWN HOSE AND FITTINGS FOR SMAL	314.02			
207995	10/09/2020	RICOH AUSTRALIA PTY LTD					899.59
		<i>Invoice Number</i>	<i>Payment Details</i>	<i>Amount</i>	<i>Discount</i>	<i>Retention</i>	<i>PPS</i>
	\$APINVCE	13479055	PRINT ROOM - RICOH PRINTER FINANCIAL YEA	899.59			
207996	10/09/2020	THE GRIFFITH FAMILY TRUST T/AS SUPERSTOCK SERVICES					129.93
		<i>Invoice Number</i>	<i>Payment Details</i>	<i>Amount</i>	<i>Discount</i>	<i>Retention</i>	<i>PPS</i>
	\$APINVCE	40423633	MILK FOR CHILD CARE	79.53			
	\$APINVCE	40423634	FRUIT JUICE AND DAIRY PRODUCTS FOR THE C	50.40			

Payment Details by Invoice

MUNICIPAL FUND



From Period 3 To Period 3 From Date 1/09/2020 To Date 30/09/2020

<i>Cheque/EFT Number</i>	<i>Payment Date</i>	<i>Payee</i>					<i>Payment Amount</i>
207997	10/09/2020	LINDA CONLEY					120.00
		<i>Invoice Number</i>	<i>Payment Details</i>	<i>Amount</i>	<i>Discount</i>	<i>Retention</i>	<i>PPS</i>
		\$APINVCE 48	TUESDAY MORNING SHOW 1 SEPTEMBER 2020	120.00			
207998	10/09/2020	KNOWN ASSOCIATES INVESTMENTS PTY LTD T/AS KNOWN					16,585.84
		<i>Invoice Number</i>	<i>Payment Details</i>	<i>Amount</i>	<i>Discount</i>	<i>Retention</i>	<i>PPS</i>
		\$CANCHQ 207998	COLOUR INSTALLATIONS MALLS - EXPERIENCE	16,585.84			
207999	10/09/2020	SELECT FRESH PTY LTD					335.49
		<i>Invoice Number</i>	<i>Payment Details</i>	<i>Amount</i>	<i>Discount</i>	<i>Retention</i>	<i>PPS</i>
		\$APINVCE 280022	FRUIT AND VEG FOR CHILD CARE	167.00			
		\$APINVCE 280017	FRUIT AND VEGETABLES	48.00			
		\$APINVCE 280187	FRUIT AND VEGETABLES	39.69			
		\$APINVCE 280014	FRUIT AND VEGETABLES	80.80			
208000	10/09/2020	303 MULLENLOWE AUSTRALIA PTY LTD T/AS 303					8,006.90
		<i>Invoice Number</i>	<i>Payment Details</i>	<i>Amount</i>	<i>Discount</i>	<i>Retention</i>	<i>PPS</i>
		\$APINVCE 5000717622	ALWAYS ON - BRAND LEVEL - MEDIA STRATEGY	7,264.40			
		\$APINVCE 5000717605	CPP CAMPAIGN MEDIA REPORTING &	742.50			
208001	10/09/2020	INITIATIVE MEDIA AUSTRALIA PTY LTD					2,604.21
		<i>Invoice Number</i>	<i>Payment Details</i>	<i>Amount</i>	<i>Discount</i>	<i>Retention</i>	<i>PPS</i>
		\$APINVCE 5000714263	EER MEDIA SCOPING & PLANNING	2,604.21			
208002	10/09/2020	GPC ASIA PACIFIC PTY LTD T/AS COVS					446.00
		<i>Invoice Number</i>	<i>Payment Details</i>	<i>Amount</i>	<i>Discount</i>	<i>Retention</i>	<i>PPS</i>
		\$APINVCE 1640236195	MAGNETS TO ATTACH MOBILE BEACONS TO	165.33			
		\$APINVCE 1640235402	HEAD LIGHT GLOBES PLUS FILTERS FOR DEPOT	280.67			
208003	10/09/2020	JOAN HUNTER					41.41
		<i>Invoice Number</i>	<i>Payment Details</i>	<i>Amount</i>	<i>Discount</i>	<i>Retention</i>	<i>PPS</i>
		\$APINVCE 12082020	CRAFT STALL SALES	41.41			
208004	10/09/2020	CAROL MITCHELL					391.95
		<i>Invoice Number</i>	<i>Payment Details</i>	<i>Amount</i>	<i>Discount</i>	<i>Retention</i>	<i>PPS</i>
		\$APINVCE 07092020	CRAFT STALL REFUND	248.85			
		\$APINVCE 12082020	CRAFT STALL REIMBURSE LESS 10%	143.10			

Payment Details by Invoice

MUNICIPAL FUND



From Period 3 To Period 3 From Date 1/09/2020 To Date 30/09/2020

<i>Cheque/EFT Number</i>	<i>Payment Date</i>	<i>Payee</i>					<i>Payment Amount</i>
208005	10/09/2020	CATHERINE JANET BROWN					267.75
		<i>Invoice Number</i>	<i>Payment Details</i>	<i>Amount</i>	<i>Discount</i>	<i>Retention</i>	<i>PPS</i>
		\$APINVCE	07092020 CRAFT STALL SALES	267.75			
208006	10/09/2020	JEAN MACKIE					65.25
		<i>Invoice Number</i>	<i>Payment Details</i>	<i>Amount</i>	<i>Discount</i>	<i>Retention</i>	<i>PPS</i>
		\$APINVCE	12082020 CRAFT STALL SALES	65.25			
208007	10/09/2020	THE TRUSTEE FOR THE QUITO PTY LTD T/AS BENARA					3,745.50
		<i>Invoice Number</i>	<i>Payment Details</i>	<i>Amount</i>	<i>Discount</i>	<i>Retention</i>	<i>PPS</i>
		\$APINVCE	245657 TREE PROCUREMENT - HAY ST AND IRWIN ST	517.00			
		\$APINVCE	238275 TREE PROCUREMENT - HAY ST AND IRWIN ST	1,034.00			
		\$APINVCE	246175 AUSTRALIAN NATIVE PLANTS FOR THE MALLS.	294.25			
		\$APINVCE	245311 SUPPLY PLANTS PART OF QUOTE 16214	1,900.25			
208008	10/09/2020	SITECRAFT TRUST NO 1, 2, 3 T/AS SITECRAFT					11,885.50
		<i>Invoice Number</i>	<i>Payment Details</i>	<i>Amount</i>	<i>Discount</i>	<i>Retention</i>	<i>PPS</i>
		\$APINVCE	163060 BATTERY POWERED BIN LIFTER WITH ENCLOSUR	11,885.50			
208009	10/09/2020	SAI GLOBAL AUSTRALIA PTY LTD					269.73
		<i>Invoice Number</i>	<i>Payment Details</i>	<i>Amount</i>	<i>Discount</i>	<i>Retention</i>	<i>PPS</i>
		\$APINVCE	SAIGIIS-101658 ACCESS TO AS/NZS 3500.2:2018 PLUMBING AN	269.73			
208010	10/09/2020	DAVID YEUNG T/AS CAR CARE(WA)KEWDALE					210.00
		<i>Invoice Number</i>	<i>Payment Details</i>	<i>Amount</i>	<i>Discount</i>	<i>Retention</i>	<i>PPS</i>
		\$APINVCE	2161 CLEANING OF POOL CARS AT COUNCIL HOUSE L	210.00			
208011	10/09/2020	BERNARD CARNEY					1,080.00
		<i>Invoice Number</i>	<i>Payment Details</i>	<i>Amount</i>	<i>Discount</i>	<i>Retention</i>	<i>PPS</i>
		\$APINVCE	224 TMS COORDINATOR 40 SHOWS \$6,000.00 TMS	1,080.00			
208012	10/09/2020	EQUILIBRIUM INTERACTIVE PTY LTD T/AS EQUILIBRIUM					4,134.24
		<i>Invoice Number</i>	<i>Payment Details</i>	<i>Amount</i>	<i>Discount</i>	<i>Retention</i>	<i>PPS</i>
		\$APINVCE	8075 DATA AND ANALYTICS CONTRACT - EQU	4,134.24			

Payment Details by Invoice

MUNICIPAL FUND



From Period 3 To Period 3 From Date 1/09/2020 To Date 30/09/2020

<i>Cheque/EFT Number</i>	<i>Payment Date</i>	<i>Payee</i>					<i>Payment Amount</i>
208013	10/09/2020	BIRDHOUSE MEDIA PTY LTD					11,226.60
		<i>Invoice Number</i>	<i>Payment Details</i>	<i>Amount</i>	<i>Discount</i>	<i>Retention</i>	<i>PPS</i>
		\$APINVCE INV-1332	WE'RE OPEN PR VIDEO - CUTDOWN FOR TV	2,976.60			
		\$APINVCE INV-1337	INNER PERTH MARKETING COLLECTIVE - HYPE	8,250.00			
208014	10/09/2020	DANIELA DOMENIQUE RUSSO					300.00
		<i>Invoice Number</i>	<i>Payment Details</i>	<i>Amount</i>	<i>Discount</i>	<i>Retention</i>	<i>PPS</i>
		\$APINVCE 01	CHAIR YOGA	300.00			
208015	10/09/2020	THE TRUSTEE FOR THE YELLOWSTONE UNIT TRUST T/AS					330.00
		<i>Invoice Number</i>	<i>Payment Details</i>	<i>Amount</i>	<i>Discount</i>	<i>Retention</i>	<i>PPS</i>
		\$APINVCE INV-0913	RETAIL & COMMERCIAL ELECTIVE - 1/12/2020	330.00			
208016	10/09/2020	GLBTI RIGHTS IN AGEING INC (GRAI)					3,000.00
		<i>Invoice Number</i>	<i>Payment Details</i>	<i>Amount</i>	<i>Discount</i>	<i>Retention</i>	<i>PPS</i>
		\$APINVCE INV-0050	EVENT SPONSORSHIP- BARN DANCE 2020	3,000.00			
208017	10/09/2020	CREATED BY CLINT PTY LTD					27,500.00
		<i>Invoice Number</i>	<i>Payment Details</i>	<i>Amount</i>	<i>Discount</i>	<i>Retention</i>	<i>PPS</i>
		\$APINVCE INV-0219	COLOUR INSTALLATIONS - ENTRY STATEMENTS	27,500.00			
208018	10/09/2020	BLADON WA P/L					2,508.00
		<i>Invoice Number</i>	<i>Payment Details</i>	<i>Amount</i>	<i>Discount</i>	<i>Retention</i>	<i>PPS</i>
		\$APINVCE BWA145478	CPP CARD WALLETS FOR CAR PARK CARDS	2,508.00			
208019	10/09/2020	BLUE COLLAR PEOPLE					19,127.22
		<i>Invoice Number</i>	<i>Payment Details</i>	<i>Amount</i>	<i>Discount</i>	<i>Retention</i>	<i>PPS</i>
		\$APINVCE 00148816	LABOUR HIRE NIGHTSHIFT W/E 23/8/20	7,573.94			
		\$APINVCE 00148818	HIRE OF BLUE COLLAR CARPENTER FOR 4 WEEK	2,059.42			
		\$APINVCE 00148817	WAC DAYSHIFT LABOUR COSTS - 17-8-20 TO 2	9,493.86			
208020	10/09/2020	BOC GASES AUSTRALIA LTD					325.42
		<i>Invoice Number</i>	<i>Payment Details</i>	<i>Amount</i>	<i>Discount</i>	<i>Retention</i>	<i>PPS</i>
		\$APINVCE 4026440613	HIRE OF GASES BOTTLES FOR DEPOT	160.23			
		\$APINVCE 4026359433	HIRE OF GASES BOTTLES FOR DEPOT	165.19			

Payment Details by Invoice

MUNICIPAL FUND



From Period 3 To Period 3 From Date 1/09/2020 To Date 30/09/2020

<i>Cheque/EFT Number</i>	<i>Payment Date</i>	<i>Payee</i>					<i>Payment Amount</i>
208021	10/09/2020	BG & E PTY LTD					5,500.00
		<i>Invoice Number</i>	<i>Payment Details</i>	<i>Amount</i>	<i>Discount</i>	<i>Retention</i>	<i>PPS</i>
		\$APINVCE	A01000013417	REGAL PLACE AND ROE STREET CAR PARK: STR	5,500.00		
208022	10/09/2020	BUNNINGS BUILDING SUPPLIES P/L					775.26
		<i>Invoice Number</i>	<i>Payment Details</i>	<i>Amount</i>	<i>Discount</i>	<i>Retention</i>	<i>PPS</i>
		\$APINVCE	2010/01282953	SUPPLY OF TOOLS FOR WORKSHOP	218.21		
		\$APINVCE	2404/01358756	VARIOUS CHAIN SUPPLIES FOR HENRY LAWSON	234.62		
		\$APINVCE	2404/01355681	SUPPLY OF 1 X ZENITH 10MM STAINLESS STEE	163.48		
		\$APINVCE	2708/99804882	POWER TOOL - DRILL	158.95		
208023	10/09/2020	CEDA					180.00
		<i>Invoice Number</i>	<i>Payment Details</i>	<i>Amount</i>	<i>Discount</i>	<i>Retention</i>	<i>PPS</i>
		\$APINVCE	W200195-32770	1 TICKET TO THE WA VICE CHANCELLORS' PAN	180.00		
208024	10/09/2020	CENTRECARE CORPORATE					5,065.50
		<i>Invoice Number</i>	<i>Payment Details</i>	<i>Amount</i>	<i>Discount</i>	<i>Retention</i>	<i>PPS</i>
		\$APINVCE	23201	CENTRECARE CORPORATE EAP PROGRAM	2,640.00		
		\$APINVCE	23287	CENTRECARE CORPORATE EAP PROGRAM	2,425.50		
208025	10/09/2020	CLASSIC TREE SERVICES					9,160.51
		<i>Invoice Number</i>	<i>Payment Details</i>	<i>Amount</i>	<i>Discount</i>	<i>Retention</i>	<i>PPS</i>
		\$APINVCE	INV-32307	STREET TREE PRUNING, REMOVAL AND ARBORIC	399.63		
		\$APINVCE	INV-32330	STREET TREE PRUNING, REMOVAL AND ARBORIC	8,488.90		
		\$APINVCE	INV-32305	STREET TREE PRUNING, REMOVAL AND ARBORIC	271.98		
208026	10/09/2020	DARDANUP BUTCHERING UNIT TRUST T/AS DARDANUP					515.89
		<i>Invoice Number</i>	<i>Payment Details</i>	<i>Amount</i>	<i>Discount</i>	<i>Retention</i>	<i>PPS</i>
		\$APINVCE	BL538259	DARDANUP MEATS	515.89		
208027	10/09/2020	LANDGATE					1,675.02
		<i>Invoice Number</i>	<i>Payment Details</i>	<i>Amount</i>	<i>Discount</i>	<i>Retention</i>	<i>PPS</i>
		\$APINVCE	358845-1000042	LANDGATE - VALUATIONS, TITLE SEARCHES &	1,675.02		

Payment Details by Invoice

MUNICIPAL FUND



From Period 3 To Period 3 From Date 1/09/2020 To Date 30/09/2020

<i>Cheque/EFT Number</i>	<i>Payment Date</i>	<i>Payee</i>					<i>Payment Amount</i>
208028	10/09/2020	FARINOSI & SONS PTY LTD					334.56
		<i>Invoice Number</i>	<i>Payment Details</i>	<i>Amount</i>	<i>Discount</i>	<i>Retention</i>	<i>PPS</i>
		\$APINVCE 10973658	SUPPLY OF 1 X RUBBER PAD AND NUT 1 X WH	167.30			
		\$APINVCE 10973858	SUPPLY OF 2 X MOUNTING TAPE 2 X 250MM SC	70.40			
		\$APINVCE 10973483	VARIOUS SITES - UNPLANNED MAINTENANCE -	96.86			
208029	10/09/2020	GHD PTY LTD					1,815.00
		<i>Invoice Number</i>	<i>Payment Details</i>	<i>Amount</i>	<i>Discount</i>	<i>Retention</i>	<i>PPS</i>
		\$APINVCE 112-0046647	CONSULTANCY FEE - TECHNICAL SERVICES ASS	1,815.00			
208030	10/09/2020	STRATAGREEN					1,845.14
		<i>Invoice Number</i>	<i>Payment Details</i>	<i>Amount</i>	<i>Discount</i>	<i>Retention</i>	<i>PPS</i>
		\$APINVCE 126393	2 X BLUE ENVIRODYE & 1 ARS SAW BLADE, QU	368.46			
		\$APINVCE 126356	STORES STOCK	1,476.68			
208031	10/09/2020	CHANDLER MACLEOD LTD					108.42
		<i>Invoice Number</i>	<i>Payment Details</i>	<i>Amount</i>	<i>Discount</i>	<i>Retention</i>	<i>PPS</i>
		\$APINVCE 93350950	COP CATERING STAFF HIRE.	108.42			
208032	10/09/2020	BUCHER MUNICIPAL PTY LTD					3,356.39
		<i>Invoice Number</i>	<i>Payment Details</i>	<i>Amount</i>	<i>Discount</i>	<i>Retention</i>	<i>PPS</i>
		\$APINVCE 977379	EMERGENCY STOP BUTTON FOR RUBBISH TRUCK	172.57			
		\$APINVCE 977378	NEW HYDRAULIC OIL COOLER FOR SMALL STREE	3,183.82			
208033	10/09/2020	MARKETFORCE LTD					670.77
		<i>Invoice Number</i>	<i>Payment Details</i>	<i>Amount</i>	<i>Discount</i>	<i>Retention</i>	<i>PPS</i>
		\$APINVCE 34885	INVOICES 33837/33838/33839	(62.55)			
		\$APINVCE 34715	NEWSPAPER ADVERTISING OF SCHEME	310.64			
		\$APINVCE 34716	GOVERNANCE - ADVERTISING / PUBLIC NOTICE	422.68			
208034	10/09/2020	MERCURY					8.64
		<i>Invoice Number</i>	<i>Payment Details</i>	<i>Amount</i>	<i>Discount</i>	<i>Retention</i>	<i>PPS</i>
		\$APINVCE CIMM4339204/1	MERCURY COURIER HUMAN RESOURCES 19/20	8.64			
208035	10/09/2020	METRO FILTERS					20.00
		<i>Invoice Number</i>	<i>Payment Details</i>	<i>Amount</i>	<i>Discount</i>	<i>Retention</i>	<i>PPS</i>
		\$APINVCE 00162012	CITIPLACE COMMUNITY CENTRE AND CHILD CAR	20.00			

Payment Details by Invoice

MUNICIPAL FUND



From Period 3 To Period 3 From Date 1/09/2020 To Date 30/09/2020

<i>Cheque/EFT Number</i>	<i>Payment Date</i>	<i>Payee</i>					<i>Payment Amount</i>
208036	10/09/2020	MINDARIE REGIONAL COUNCIL					52,361.25
		<i>Invoice Number</i>	<i>Payment Details</i>	<i>Amount</i>	<i>Discount</i>	<i>Retention</i>	<i>PPS</i>
		\$APINVCE	SINV-042434	PROVISION OF LANDFILL TIPPING - 20/21	52,361.25		
208037	10/09/2020	THE TRUSTEE FOR THE PETTIT FAMILY TRUST T/AS P&M					686.40
		<i>Invoice Number</i>	<i>Payment Details</i>	<i>Amount</i>	<i>Discount</i>	<i>Retention</i>	<i>PPS</i>
		\$APINVCE	25165	HALF YEARLY INSPECTION OF 3 X W/SHOP HOI	686.40		
208038	10/09/2020	PERROTT PAINTING					88.20
		<i>Invoice Number</i>	<i>Payment Details</i>	<i>Amount</i>	<i>Discount</i>	<i>Retention</i>	<i>PPS</i>
		\$APINVCE	SINV16731	UNPLANNED GRAFFITI REMOVAL & PAINTING SE	88.20		
208039	10/09/2020	THE ROYAL LIFE SAVING SOCIETY WA INC					2,448.42
		<i>Invoice Number</i>	<i>Payment Details</i>	<i>Amount</i>	<i>Discount</i>	<i>Retention</i>	<i>PPS</i>
		\$APINVCE	119830	WATER FEATURE MAINTENANCE - LAKE ST , FL	2,448.42		
208040	10/09/2020	RSEA PTY LTD					555.42
		<i>Invoice Number</i>	<i>Payment Details</i>	<i>Amount</i>	<i>Discount</i>	<i>Retention</i>	<i>PPS</i>
		\$APINVCE	10664085	SAFETY BOOTS REQUIRED FOR ABDUL KASIM (5	149.56		
		\$APINVCE	10615008	STORES STOCK PPE GEAR	231.00		
		\$APINVCE	10664401	SAFETY BOOTS - KEVIN FRETWELL	123.16		
		\$APINVCE	10661477	SAFETY GUM BOOTS FOR N LINDERMANN.	51.70		
208041	10/09/2020	FUJI XEROX BUSINESSFORCE PTY LTD					1,553.89
		<i>Invoice Number</i>	<i>Payment Details</i>	<i>Amount</i>	<i>Discount</i>	<i>Retention</i>	<i>PPS</i>
		\$APINVCE	661089514	INFRINGEMENT REMINDER AND FINAL DEMAND	463.75		
		\$APINVCE	661089428	INFRINGEMENT REMINDER AND FINAL DEMAND	132.00		
		\$APINVCE	662089514	INFRINGEMENT REMINDER AND FINAL DEMAND	958.14		
208042	10/09/2020	STATEWIDE CLEANING SUPPLIES					149.29
		<i>Invoice Number</i>	<i>Payment Details</i>	<i>Amount</i>	<i>Discount</i>	<i>Retention</i>	<i>PPS</i>
		\$APINVCE	SI399599	BLANKET ORDER FOR STATEWIDE CLEANING PRO	149.29		
208043	10/09/2020	CSP GROUP PTY LTD T/AS STIHL SHOP OSBORNE PARK					153.20
		<i>Invoice Number</i>	<i>Payment Details</i>	<i>Amount</i>	<i>Discount</i>	<i>Retention</i>	<i>PPS</i>
		\$APINVCE	60747#7	REPLACEMENT POLE PRUNER HEAD HOUSING	73.50		
		\$APINVCE	60596#7	REPLACEMENT AIR FILTERS FOR PARKS MINOR	79.70		

Payment Details by Invoice

MUNICIPAL FUND



From Period 3 To Period 3 From Date 1/09/2020 To Date 30/09/2020

<i>Cheque/EFT Number</i>	<i>Payment Date</i>	<i>Payee</i>					<i>Payment Amount</i>
208044	10/09/2020	ABSOLUTE STONE					76,377.30
		<i>Invoice Number</i>	<i>Payment Details</i>	<i>Amount</i>	<i>Discount</i>	<i>Retention</i>	<i>PPS</i>
		\$APINVCE 19023-08	PROCUREMENT OF GRANITE KERBS	76,377.30			
208045	10/09/2020	TOTAL EDEN PTY LTD					1,803.87
		<i>Invoice Number</i>	<i>Payment Details</i>	<i>Amount</i>	<i>Discount</i>	<i>Retention</i>	<i>PPS</i>
		\$APINVCE 410785257	STORES STOCK	313.83			
		\$APINVCE 410663894	SUPPLY IRRIGATION PARTS QUOTE 20341841	1,041.80			
		\$APINVCE 410804164	STORES STOCK	448.24			
208046	10/09/2020	T QUIP					710.60
		<i>Invoice Number</i>	<i>Payment Details</i>	<i>Amount</i>	<i>Discount</i>	<i>Retention</i>	<i>PPS</i>
		\$APINVCE 94599#5	NEW CONTROL MODULE FOR PARKS TRACTOR	710.60			
208047	10/09/2020	TOWN OF VICTORIA PARK					15,048.44
		<i>Invoice Number</i>	<i>Payment Details</i>	<i>Amount</i>	<i>Discount</i>	<i>Retention</i>	<i>PPS</i>
		\$APINVCE 10092020	PARKING FEE COLCTN 27/8-2/9/2020+1.75%IN	15,048.44			
208048	10/09/2020	TURF CARE WA PTY LTD					1,126.90
		<i>Invoice Number</i>	<i>Payment Details</i>	<i>Amount</i>	<i>Discount</i>	<i>Retention</i>	<i>PPS</i>
		\$APINVCE INV-0921	BOARD LEAF WEED CONTROL	1,126.90			
208049	10/09/2020	ULTIMO CATERING & EVENTS PTY LTD					1,019.70
		<i>Invoice Number</i>	<i>Payment Details</i>	<i>Amount</i>	<i>Discount</i>	<i>Retention</i>	<i>PPS</i>
		\$APINVCE 00409777	COP CATERING SUPPLIES	83.60			
		\$APINVCE 00409778	COP CATERING SUPPLIES	138.60			
		\$APINVCE 00409780	COP CATERING SUPPLIES	693.00			
		\$APINVCE 00409779	COP CATERING SUPPLIES	104.50			
208050	10/09/2020	UES (INT'L) PTY LTD T/AS UES INTERNATIONAL					56.32
		<i>Invoice Number</i>	<i>Payment Details</i>	<i>Amount</i>	<i>Discount</i>	<i>Retention</i>	<i>PPS</i>
		\$APINVCE INV60-00028246	SAFETY WHEEL CHOCKS FOR SMALL PAVEMENT	56.32			
208051	10/09/2020	THE DEPARTMENT OF FIRE & EMERGENCY					7,506,085.81
		<i>Invoice Number</i>	<i>Payment Details</i>	<i>Amount</i>	<i>Discount</i>	<i>Retention</i>	<i>PPS</i>
		\$APINVCE 151058	STATE GOVERNMENT CHARGES LG'S REQUIRED T	7,506,085.81			

Payment Details by Invoice

MUNICIPAL FUND



From Period 3 To Period 3
 From Date 1/09/2020 To Date 30/09/2020

<i>Cheque/EFT Number</i>	<i>Payment Date</i>	<i>Payee</i>						<i>Payment Amount</i>
208052	10/09/2020	WARP PTY LTD						4,541.53
		<i>Invoice Number</i>	<i>Payment Details</i>	<i>Amount</i>	<i>Discount</i>	<i>Retention</i>	<i>PPS</i>	
		\$APINVCE 8306927	DESIGN SITE SPECIFIC TMP - NARROWS	2,220.29				
		\$APINVCE 8306847	PROVIDE TRAFFIC MANAGEMENT	2,321.24				
208053	10/09/2020	WEST COAST TURF						26,042.61
		<i>Invoice Number</i>	<i>Payment Details</i>	<i>Amount</i>	<i>Discount</i>	<i>Retention</i>	<i>PPS</i>	
		\$APINVCE 95272466	SUPPLY & LAY 561M2 TURF HAROLD BOAS GDNS	8,366.38				
		\$APINVCE 95272464	SUPPLY & LAY 647M2 ROLL ON KIKUYU TURF	9,210.41				
		\$APINVCE 95272470	SUPPLY & LAY 400M2 TURF THELMA ST	6,908.00				
		\$APINVCE 95272450	SUPPLY & INSTALL 104M2 ROLL ON KIKUYU TU	1,557.82				
208054	10/09/2020	BEN SHARMAN						120.00
		<i>Invoice Number</i>	<i>Payment Details</i>	<i>Amount</i>	<i>Discount</i>	<i>Retention</i>	<i>PPS</i>	
		\$APINVCE 220720	HEALTHY LIFESTYLE PAYMENT	120.00				
208055	10/09/2020	MARCIN GABRIEL						120.00
		<i>Invoice Number</i>	<i>Payment Details</i>	<i>Amount</i>	<i>Discount</i>	<i>Retention</i>	<i>PPS</i>	
		\$APINVCE 280820	HEALTHY LIFESTYLE PAYMENT	120.00				
208056	10/09/2020	THOMAS M GEORGE & TIFFANY J GEORGE						120.00
		<i>Invoice Number</i>	<i>Payment Details</i>	<i>Amount</i>	<i>Discount</i>	<i>Retention</i>	<i>PPS</i>	
		\$APINVCE 050820	HEALTHY LIFESTYLE PAYMENT	120.00				
208057	10/09/2020	ANDREA COLEMAN						120.00
		<i>Invoice Number</i>	<i>Payment Details</i>	<i>Amount</i>	<i>Discount</i>	<i>Retention</i>	<i>PPS</i>	
		\$APINVCE 150720	HEALTHY LIFESTYLE PAYMENT	120.00				
208058	10/09/2020	BRETT & JANICE MORGAN						69.95
		<i>Invoice Number</i>	<i>Payment Details</i>	<i>Amount</i>	<i>Discount</i>	<i>Retention</i>	<i>PPS</i>	
		\$APINVCE 040820	HEALTHY LIFESTYLE PAYMENT	69.95				
208059	10/09/2020	ADAM STEVENSON						120.00
		<i>Invoice Number</i>	<i>Payment Details</i>	<i>Amount</i>	<i>Discount</i>	<i>Retention</i>	<i>PPS</i>	
		\$APINVCE 08052020	HEALTHY LIFESTYLE - A STEVENSON	120.00				

Payment Details by Invoice

MUNICIPAL FUND



From Period 3 To Period 3
 From Date 1/09/2020 To Date 30/09/2020

<i>Cheque/EFT Number</i>	<i>Payment Date</i>	<i>Payee</i>					<i>Payment Amount</i>
208060	10/09/2020	PROBUILD CONSTRUCTION (AUST) PTY LTD					17,534.24
		<i>Invoice Number</i>	<i>Payment Details</i>	<i>Amount</i>	<i>Discount</i>	<i>Retention</i>	<i>PPS</i>
	\$APINVCE	OB2018/253	RFD BOND - OB-2018/253	17,534.24			
208061	10/09/2020	LIGHTING OPTIONS AUSTRALIA PTY LTD					826.00
		<i>Invoice Number</i>	<i>Payment Details</i>	<i>Amount</i>	<i>Discount</i>	<i>Retention</i>	<i>PPS</i>
	\$APINVCE	11082020	NUSED PARKING DAYS AUG 2020-ABERDEEN	826.00			
208062	10/09/2020	RICHARD & BEATRICE SAVING					500.00
		<i>Invoice Number</i>	<i>Payment Details</i>	<i>Amount</i>	<i>Discount</i>	<i>Retention</i>	<i>PPS</i>
	\$APINVCE	30143	RFD BOND HIRE-PERTH TOWN HALL	500.00			
208063	10/09/2020	NEIL C FERNANDES					793.04
		<i>Invoice Number</i>	<i>Payment Details</i>	<i>Amount</i>	<i>Discount</i>	<i>Retention</i>	<i>PPS</i>
	\$CANCHQ	208063	ANZ	793.04			
208064	10/09/2020	JP & JA JARVIS					9.08
		<i>Invoice Number</i>	<i>Payment Details</i>	<i>Amount</i>	<i>Discount</i>	<i>Retention</i>	<i>PPS</i>
	\$APINVCE	26082020	RFD ACROD PARKING PERMIT	9.08			
208065	10/09/2020	G & R MARSHALL					32.32
		<i>Invoice Number</i>	<i>Payment Details</i>	<i>Amount</i>	<i>Discount</i>	<i>Retention</i>	<i>PPS</i>
	\$APINVCE	28082020	RFD ACROD PARKING	32.32			
208066	10/09/2020	RTRFM 92.1					99.00
		<i>Invoice Number</i>	<i>Payment Details</i>	<i>Amount</i>	<i>Discount</i>	<i>Retention</i>	<i>PPS</i>
	\$APINVCE	EV2020198	RFD THE PINES 2020-EV/2020/198	99.00			
208067	10/09/2020	SELECTED ENTERPRISES PTY LTD					186.00
		<i>Invoice Number</i>	<i>Payment Details</i>	<i>Amount</i>	<i>Discount</i>	<i>Retention</i>	<i>PPS</i>
	\$APINVCE	OB20201156	RFD ROAD CLOSURE FEE-OB-2020/1156	186.00			
208068	10/09/2020	THIEN PHUC THANH INTERNATIONAL PTY LTD					186.00
		<i>Invoice Number</i>	<i>Payment Details</i>	<i>Amount</i>	<i>Discount</i>	<i>Retention</i>	<i>PPS</i>
	\$APINVCE	OB20201147	RFD ROAD CLOSURE FEE-OB-2020/1147	186.00			

Payment Details by Invoice

MUNICIPAL FUND



From Period 3 To Period 3
 From Date 1/09/2020 To Date 30/09/2020

<i>Cheque/EFT Number</i>	<i>Payment Date</i>	<i>Payee</i>					<i>Payment Amount</i>
208069	10/09/2020	LUKE HOLT					130.00
	\$APINVCE	<u>Invoice Number</u> 27082020	<u>Payment Details</u> RFD FORKLIFT HIGH RISK LICENSE-L HOLT	<u>Amount</u> 130.00	<u>Discount</u>	<u>Retention</u>	<u>PPS</u>
208070	10/09/2020	SW & T BUSHBY					110.00
	\$APINVCE	<u>Invoice Number</u> 20082020	<u>Payment Details</u> RFD OPTICAL - S BUSHBY	<u>Amount</u> 110.00	<u>Discount</u>	<u>Retention</u>	<u>PPS</u>
208071	10/09/2020	CROSS DESIGN					147.00
	\$APINVCE	<u>Invoice Number</u> 2020/5199	<u>Payment Details</u> RFD APPLICATION 2020/5199 655 HAY ST PTH	<u>Amount</u> 147.00	<u>Discount</u>	<u>Retention</u>	<u>PPS</u>
208072	10/09/2020	DAN HOLDAM					165.00
	\$APINVCE	<u>Invoice Number</u> 01092020	<u>Payment Details</u> FOOTCARE MANAGEMENT-D HOLDAM	<u>Amount</u> 165.00	<u>Discount</u>	<u>Retention</u>	<u>PPS</u>
208073	10/09/2020	WR & JE PARKER					350.55
	\$APINVCE	<u>Invoice Number</u> 02092020	<u>Payment Details</u> TEAM MRNG LUNCH GOV -OUTSTANDING	<u>Amount</u> 350.55	<u>Discount</u>	<u>Retention</u>	<u>PPS</u>
208074	10/09/2020	ALYCE & JOEL HIGGINS					248.14
	\$APINVCE	<u>Invoice Number</u> 25082020	<u>Payment Details</u> RFD LIVE CHAT MNTHLY SUBSCRPTN-A HIGGINS	<u>Amount</u> 248.14	<u>Discount</u>	<u>Retention</u>	<u>PPS</u>
208075	10/09/2020	ALYCE & JOEL HIGGINS					135.00
	\$APINVCE	<u>Invoice Number</u> 07092020	<u>Payment Details</u> RFD VMS PAPER ROLLS - A HIGGINS	<u>Amount</u> 135.00	<u>Discount</u>	<u>Retention</u>	<u>PPS</u>
208076	10/09/2020	KIM KINNEAR					550.00
	\$APINVCE	<u>Invoice Number</u> HG-2020/21	<u>Payment Details</u> RFD WORKBOND-HG-2020/21-11 VANGUARD TCE	<u>Amount</u> 550.00	<u>Discount</u>	<u>Retention</u>	<u>PPS</u>
208077	10/09/2020	WA SIGN AN PRINT MANAGEMENT					153.40
	\$APINVCE	<u>Invoice Number</u> 03092020	<u>Payment Details</u> RFD SIGN APPLICATION-PIER STREET	<u>Amount</u> 153.40	<u>Discount</u>	<u>Retention</u>	<u>PPS</u>

Payment Details by Invoice

MUNICIPAL FUND



From Period 3 To Period 3 From Date 1/09/2020 To Date 30/09/2020

<i>Cheque/EFT Number</i>	<i>Payment Date</i>	<i>Payee</i>					<i>Payment Amount</i>
208078	10/09/2020	DTK WONG					43.00
		<i>Invoice Number</i>	<i>Payment Details</i>	<i>Amount</i>	<i>Discount</i>	<i>Retention</i>	<i>PPS</i>
		\$APINVCE 01122002	CANCELLATION PARKING CARD - 01122002	43.00			
208079	10/09/2020	BUILD PTY LTD					941.65
		<i>Invoice Number</i>	<i>Payment Details</i>	<i>Amount</i>	<i>Discount</i>	<i>Retention</i>	<i>PPS</i>
		\$APINVCE 5025747	RFD OVERPAID INVOICES	941.65			
208080	10/09/2020	WESTGROVE INVESTMENTS					99.00
		<i>Invoice Number</i>	<i>Payment Details</i>	<i>Amount</i>	<i>Discount</i>	<i>Retention</i>	<i>PPS</i>
		\$APINVCE PT-2020/19	RFD WESTGROVE INVESTMNTS-PT-2020/19	99.00			
208081	10/09/2020	BG AND J WILLIAMS					99.00
		<i>Invoice Number</i>	<i>Payment Details</i>	<i>Amount</i>	<i>Discount</i>	<i>Retention</i>	<i>PPS</i>
		\$APINVCE EV2020/193	RFD RUTTER WEDDING - EV-2020/193	99.00			
208082	10/09/2020	NEWSPACE HOMES PTY LTD					10.11
		<i>Invoice Number</i>	<i>Payment Details</i>	<i>Amount</i>	<i>Discount</i>	<i>Retention</i>	<i>PPS</i>
		\$APINVCE 2020/475	RFD APP FEE 2020/475 12 ST GEORGES TCE	10.11			
208083	10/09/2020	DANIEL J MCGUINNESS					120.00
		<i>Invoice Number</i>	<i>Payment Details</i>	<i>Amount</i>	<i>Discount</i>	<i>Retention</i>	<i>PPS</i>
		\$APINVCE 090620	HEALTHY LIFESTYLE - D MCGUINNESS	120.00			
208084	10/09/2020	JOSHUA JOHNS					120.00
		<i>Invoice Number</i>	<i>Payment Details</i>	<i>Amount</i>	<i>Discount</i>	<i>Retention</i>	<i>PPS</i>
		\$APINVCE 27052020	HEALTHY LIFESTYLE - JOSHUA JOHNS	120.00			
208085	10/09/2020	3 ORD STREET					32,000.00
		<i>Invoice Number</i>	<i>Payment Details</i>	<i>Amount</i>	<i>Discount</i>	<i>Retention</i>	<i>PPS</i>
		\$APINVCE BPC2019704	RFD WORK BOND-BPC-2019/704	32,000.00			
208086	10/09/2020	TRANSACT CAPITAL PTYLTD_					372.00
		<i>Invoice Number</i>	<i>Payment Details</i>	<i>Amount</i>	<i>Discount</i>	<i>Retention</i>	<i>PPS</i>
		\$APINVCE 250775	RFD DUPLICATE PAYMENT INVOICE 250775	372.00			

Payment Details by Invoice

MUNICIPAL FUND



From Period 3 To Period 3
 From Date 1/09/2020 To Date 30/09/2020

<i>Cheque/EFT Number</i>	<i>Payment Date</i>	<i>Payee</i>						<i>Payment Amount</i>
208087	10/09/2020	CAMILLE BOLIN						120.00
		<i>Invoice Number</i>	<i>Payment Details</i>	<i>Amount</i>	<i>Discount</i>	<i>Retention</i>	<i>PPS</i>	
	\$APINVCE	01092020	HEALTHY LIFESTYLE - C BOLIN	120.00				
208088	10/09/2020	CRAIG GIDLEY						89.95
		<i>Invoice Number</i>	<i>Payment Details</i>	<i>Amount</i>	<i>Discount</i>	<i>Retention</i>	<i>PPS</i>	
	\$APINVCE	07082020	HEALTHY LIFESTYLE - C GIDLEY	89.95				
208089	17/09/2020	LUX EVENTS PTY LTD						42,009.00
		<i>Invoice Number</i>	<i>Payment Details</i>	<i>Amount</i>	<i>Discount</i>	<i>Retention</i>	<i>PPS</i>	
	\$APINVCE	200823CP	EXEMPTION FROM QUOTE PROVIDED CM 152796/	42,009.00				
208090	17/09/2020	HOWARD AND SONS PYROTECHNICS DISPLAYS PTY LTD						99,000.00
		<i>Invoice Number</i>	<i>Payment Details</i>	<i>Amount</i>	<i>Discount</i>	<i>Retention</i>	<i>PPS</i>	
	\$APINVCE	INV-00010639	SKYWORKS 2021 FIREWORKS CONTRACT	99,000.00				
208091	17/09/2020	REFACE INDUSTRIES PTY LTD						322.72
		<i>Invoice Number</i>	<i>Payment Details</i>	<i>Amount</i>	<i>Discount</i>	<i>Retention</i>	<i>PPS</i>	
	\$APINVCE	00031602	4X ROLLS OF DVD CORE LABELS WITH PHONE N	322.72				
208092	17/09/2020	MCMULLEN NOLAN GROUP PTY LTD						4,131.60
		<i>Invoice Number</i>	<i>Payment Details</i>	<i>Amount</i>	<i>Discount</i>	<i>Retention</i>	<i>PPS</i>	
	\$APINVCE	204224	MNG SURVEY FOR LIME ST & MOUNTS BAY RD	4,131.60				
208093	17/09/2020	STILES ELECTRICAL SERVICES						17,471.88
		<i>Invoice Number</i>	<i>Payment Details</i>	<i>Amount</i>	<i>Discount</i>	<i>Retention</i>	<i>PPS</i>	
	\$APINVCE	7908	RETENTION RELEASE - STREETLIGHTING	17,471.88				

Payment Details by Invoice

MUNICIPAL FUND



From Period 3 To Period 3
 From Date 1/09/2020 To Date 30/09/2020

<i>Cheque/EFT Number</i>	<i>Payment Date</i>	<i>Payee</i>						<i>Payment Amount</i>
208094	17/09/2020	BIDFOOD WA PTY LTD						3,494.75
		<i>Invoice Number</i>	<i>Payment Details</i>	<i>Amount</i>	<i>Discount</i>	<i>Retention</i>	<i>PPS</i>	
		\$APINVCE 150205657.PER	CATERING SUPPLIES FOR CITIPLACE COMMUNIT	538.75				
		\$APINVCE 150263085.PER	CATERING SUPPLIES FOR CITIPLACE COMMUNIT	730.25				
		\$APINVCE 150226607.PER	CATERING SUPPLIES FOR CITIPLACE COMMUNIT	1,211.42				
		\$APINVCE 150216506.PER	CATERING SUPPLIES FOR CITIPLACE COMMUNIT	104.39				
		\$APINVCE 150263073.PER	CATERING SUPPLIES FOR CITIPLACE COMMUNIT	107.80				
		\$APINVCE 150216505.PER	CATERING SUPPLIES FOR CITIPLACE COMMUNIT	357.47				
		\$APINVCE 150236848.PER	CATERING SUPPLIES FOR CITIPLACE COMMUNIT	415.95				
		\$APINVCE 150263084.PER	CATERING SUPPLIES FOR CITIPLACE COMMUNIT	28.72				
208095	17/09/2020	ILLION AUSTRALIA PTY LTD T/AS TENDERLINK.COM						687.50
		<i>Invoice Number</i>	<i>Payment Details</i>	<i>Amount</i>	<i>Discount</i>	<i>Retention</i>	<i>PPS</i>	
		\$APINVCE AU-355612	TENDERLINK SUBSCRIPTION 2020/21	687.50				
208096	17/09/2020	OOH!MEDIA STREET FURNITURE PTY LTD (ADSHL)						25,621.78
		<i>Invoice Number</i>	<i>Payment Details</i>	<i>Amount</i>	<i>Discount</i>	<i>Retention</i>	<i>PPS</i>	
		\$APINVCE 33294623	REMOVAL OF 6 BUS SHELTERS AND 3 DIGITAL	25,621.78				
208097	17/09/2020	IRON MOUNTAIN AUSTRALIA GROUP PTY LTD						4,523.26
		<i>Invoice Number</i>	<i>Payment Details</i>	<i>Amount</i>	<i>Discount</i>	<i>Retention</i>	<i>PPS</i>	
		\$APINVCE AUS704522	SECURE DESTRUCTION INCLUDING HIRE OF 4 B	20.75				
		\$APINVCE AUS715285	VAULT - PT - 502670 - ARCHIVE STORAGE AN	364.58				
		\$APINVCE AUS669100	SECURE BINS (HR) FY20/21	20.75				
		\$APINVCE AUS704521	IRON MOUNTAIN - RECYCLED WASTE BIN ORDER	10.37				
		\$APINVCE AUS713282	GENERAL - RR 502540 - STORAGE AND RETRIE	2,118.04				
		\$APINVCE AUS715355	NAV GENERAL STORAGE SPLIT INTO STORAGE &	1,602.96				
		\$APINVCE AUS687074	SECURE BINS (HR) FY20/21	32.92				
		\$APINVCE AUS715286	IRON MOUNTAIN ACCOUNT NDT STORAGE OF	332.84				
		\$APINVCE AUS704713	SECURE SHREDDING BIN LOWER GROUND FLOOR	10.37				
		\$APINVCE 109005521	COLD STORAGE AT IRON MOUNTAIN 6YQN	9.68				
208098	17/09/2020	ADVANCED AUTOLOGIC						820.00
		<i>Invoice Number</i>	<i>Payment Details</i>	<i>Amount</i>	<i>Discount</i>	<i>Retention</i>	<i>PPS</i>	
		\$APINVCE 00098595	ADBLUE 1,000 POD FOR ALL NEW COMMERCIAL	550.00				
		\$APINVCE 00098570	SOLVENT FOR CLEANING GREASE / OILS AND G	270.00				

Payment Details by Invoice

MUNICIPAL FUND



From Period 3 To Period 3 From Date 1/09/2020 To Date 30/09/2020

<i>Cheque/EFT Number</i>	<i>Payment Date</i>	<i>Payee</i>					<i>Payment Amount</i>
208099	17/09/2020	NESPRESSO					94.20
		<i>Invoice Number</i>	<i>Payment Details</i>	<i>Amount</i>	<i>Discount</i>	<i>Retention</i>	<i>PPS</i>
		\$APINVCE 35080915	NESPRESSO FOR ICITY KIOSK - FINANCIAL YE	94.20			
208100	17/09/2020	INTERNATIONAL ART SERVICES					1,386.94
		<i>Invoice Number</i>	<i>Payment Details</i>	<i>Amount</i>	<i>Discount</i>	<i>Retention</i>	<i>PPS</i>
		\$APINVCE A-147390	NON CLIMATE STORAGE FOR JUNIPER WINDOWS	462.31			
		\$APINVCE A-148271	NON CLIMATE STORAGE FOR JUNIPER WINDOWS	462.32			
		\$APINVCE A-146409	NON CLIMATE STORAGE FOR JUNIPER WINDOWS	462.31			
208101	17/09/2020	AIR & POWER					853.60
		<i>Invoice Number</i>	<i>Payment Details</i>	<i>Amount</i>	<i>Discount</i>	<i>Retention</i>	<i>PPS</i>
		\$APINVCE 66353	NEW AIR COMPRESSOR NEEDED FOR HAY ST BOL	853.60			
208102	17/09/2020	RUAH COMMUNITY SERVICES					32,899.90
		<i>Invoice Number</i>	<i>Payment Details</i>	<i>Amount</i>	<i>Discount</i>	<i>Retention</i>	<i>PPS</i>
		\$APINVCE PSI000442	THREE MONTH CONTRACT BETWEEN THE CITY OF	32,899.90			
208103	17/09/2020	THYSSENKRUPP ELEVATOR AUSTRALIA PTY LTD					45,357.06
		<i>Invoice Number</i>	<i>Payment Details</i>	<i>Amount</i>	<i>Discount</i>	<i>Retention</i>	<i>PPS</i>
		\$APINVCE 8067112873	LIFT AND ESCALATOR MAINTENANCE SERVICES	1,289.29			
		\$APINVCE 8067112867	LIFT AND ESCALATOR MAINTENANCE SERVICES	2,137.42			
		\$APINVCE 8067112880	LIFT AND ESCALATOR MAINTENANCE SERVICES	1,261.70			
		\$APINVCE 8060004741	CITIPLACE, ROE STREET & PIER STREET LIFT	9,797.70			
		\$APINVCE 8067112895	LIFT AND ESCALATOR MAINTENANCE SERVICES	1,575.08			
		\$APINVCE 8067112893	LIFT AND ESCALATOR MAINTENANCE SERVICES	1,068.71			
		\$APINVCE 8067112834	LIFT AND ESCALATOR MAINTENANCE SERVICES	996.90			
		\$APINVCE 8060004740	CITIPLACE, ROE STREET & PIER STREET LIFT	7,348.00			
		\$APINVCE 8067112890	LIFT AND ESCALATOR MAINTENANCE SERVICES	1,719.82			
		\$APINVCE 8060004746	RECTIFICATION OF REGAL PLACE CAR PARK LI	13,992.00			
		\$APINVCE 8067112886	LIFT AND ESCALATOR MAINTENANCE SERVICES	1,715.31			
		\$APINVCE 8067112859	LIFT AND ESCALATOR MAINTENANCE SERVICES	2,455.13			
208104	17/09/2020	GLOBAL AUTOCOAT PTY LTD					293.61
		<i>Invoice Number</i>	<i>Payment Details</i>	<i>Amount</i>	<i>Discount</i>	<i>Retention</i>	<i>PPS</i>
		\$APINVCE SINV391342	SUPPLY OF 2 X JOTAMASTIC 90 STD8208 N35	293.61			

Payment Details by Invoice

MUNICIPAL FUND



From Period 3 To Period 3
 From Date 1/09/2020 To Date 30/09/2020

<i>Cheque/EFT Number</i>	<i>Payment Date</i>	<i>Payee</i>						<i>Payment Amount</i>
208105	17/09/2020	ENVIROPATH PTY LTD T/ AS SPOT'S ALL SURFACE						11,048.00
		<i>Invoice Number</i>	<i>Payment Details</i>	<i>Amount</i>	<i>Discount</i>	<i>Retention</i>	<i>PPS</i>	
		\$APINVCE 2830	CULTURAL CENTRE CAR PARK BIRD DROPPING D	220.00				
		\$APINVCE 2829	CAR PARK PLANNED DEGREASING MAINTENANCE	10,828.00				
208106	17/09/2020	ATOM SUPPLY						2,412.48
		<i>Invoice Number</i>	<i>Payment Details</i>	<i>Amount</i>	<i>Discount</i>	<i>Retention</i>	<i>PPS</i>	
		\$APINVCE P2106103	STORES STOCK	218.46				
		\$APINVCE P2105169	STORES STOCK	206.45				
		\$APINVCE P2106111	STORES STOCK	1,987.57				
208107	17/09/2020	TRUCK CENTRE (WA) PTY LTD						165.40
		<i>Invoice Number</i>	<i>Payment Details</i>	<i>Amount</i>	<i>Discount</i>	<i>Retention</i>	<i>PPS</i>	
		\$APINVCE 1600588-000001	NEW REPLACEMENT HORN SWITCH FOR VOLVO	165.40				
208108	17/09/2020	CANON PRODUCTION PRINTING AUSTRALIA PTY LTD						142.93
		<i>Invoice Number</i>	<i>Payment Details</i>	<i>Amount</i>	<i>Discount</i>	<i>Retention</i>	<i>PPS</i>	
		\$APINVCE 1506172	MAINTENANCE TCS4SA STANDALONE SCANNER -	142.93				
208109	17/09/2020	SUNNY INDUSTRIAL BRUSHWARE						674.83
		<i>Invoice Number</i>	<i>Payment Details</i>	<i>Amount</i>	<i>Discount</i>	<i>Retention</i>	<i>PPS</i>	
		\$APINVCE 00022278	BRUSHES FOR ROAD SWEEPERS	674.83				
208110	17/09/2020	MMM (WA) PTY LTD						11,350.69
		<i>Invoice Number</i>	<i>Payment Details</i>	<i>Amount</i>	<i>Discount</i>	<i>Retention</i>	<i>PPS</i>	
		\$APINVCE 00102662	RETN RELEASE 00102392/00102426/00102443	11,350.69				
208111	17/09/2020	DEPARTMENT OF TRANSPORT						9,003.90
		<i>Invoice Number</i>	<i>Payment Details</i>	<i>Amount</i>	<i>Discount</i>	<i>Retention</i>	<i>PPS</i>	
		\$APINVCE 4139242	VEHICLE REGISTRATION SEARCHES (WA)	9,003.90				
208112	17/09/2020	SONIC HEALTHPLUS PTY LTD						445.50
		<i>Invoice Number</i>	<i>Payment Details</i>	<i>Amount</i>	<i>Discount</i>	<i>Retention</i>	<i>PPS</i>	
		\$APINVCE 2143244	PRE EMPLOYMENT MEDICAL - BRODY COUSENS	445.50				

Payment Details by Invoice

MUNICIPAL FUND



From Period 3 To Period 3
 From Date 1/09/2020 To Date 30/09/2020

<i>Cheque/EFT Number</i>	<i>Payment Date</i>	<i>Payee</i>						<i>Payment Amount</i>
208113	17/09/2020	EOS ELECTRICAL						5,474.68
		<u>Invoice Number</u>	<u>Payment Details</u>	<u>Amount</u>	<u>Discount</u>	<u>Retention</u>	<u>PPS</u>	
		\$APINVCE 00013385	LED REPLACEMENT	506.55				
		\$APINVCE 00013353	ELECTRICAL MAINTENANCE OF STREET LIGHTS	1,244.76				
		\$APINVCE 00013424	ELECTRICAL MAINTENANCE OF STREET LIGHTS	440.00				
		\$APINVCE 00013447	GENERIC STREET BANNER INSTALLATION	3,215.72				
		\$APINVCE 00013469	ELECTRICAL MAINTENANCE OF STREET LIGHTS	67.65				
208114	17/09/2020	DRAINFLOW SERVICES PTY LTD						1,591.00
		<u>Invoice Number</u>	<u>Payment Details</u>	<u>Amount</u>	<u>Discount</u>	<u>Retention</u>	<u>PPS</u>	
		\$APINVCE 00005977	FORREST PLACE LOADING DOCK - GULLY PIT A	1,591.00				
208115	17/09/2020	JAMES BENNETT PTY LTD						553.35
		<u>Invoice Number</u>	<u>Payment Details</u>	<u>Amount</u>	<u>Discount</u>	<u>Retention</u>	<u>PPS</u>	
		\$APINVCE PSO408598	LIBRARY STOCK PURCHASES OF ASSORTED BOOK	249.25				
		\$APINVCE 4728441	ASSORTED E-BOOKS - PER AXS	160.64				
		\$APINVCE PSO408597	LIBRARY STOCK PURCHASES OF ASSORTED BOOK	113.51				
		\$APINVCE PSO408599	LIBRARY STOCK PURCHASES OF ASSORTED BOOK	29.95				

Payment Details by Invoice

MUNICIPAL FUND



From Period 3 To Period 3
 From Date 1/09/2020 To Date 30/09/2020

<i>Cheque/EFT Number</i>	<i>Payment Date</i>	<i>Payee</i>	<i>Payment Amount</i>
208116	17/09/2020	GILMOUR & JOOSTE ELECTRICAL	20,963.67

	<i>Invoice Number</i>	<i>Payment Details</i>	<i>Amount</i>	<i>Discount</i>	<i>Retention</i>	<i>PPS</i>
\$APINVCE	INV-10225	VARIOUS SITES - UNPLANNED ELECTRICAL MAI	1,809.50			
\$APINVCE	INV-10256	ELECTRICAL MAINTENANCE FOR STREET LIGHTI	364.41			
\$APINVCE	INV-10229	VARIOUS SITES - UNPLANNED ELECTRICAL MAI	64.99			
\$APINVCE	INV-10194	VARIOUS SITES - UNPLANNED ELECTRICAL MAI	513.26			
\$APINVCE	INV-9845	VARIOUS SITES - UNPLANNED ELECTRICAL MAI	122.21			
\$APINVCE	INV-10233	VARIOUS SITES - UNPLANNED ELECTRICAL MAI	69.18			
\$APINVCE	INV-9894	VARIOUS SITES - UNPLANNED ELECTRICAL MAI	346.10			
\$APINVCE	INV-9941	VARIOUS SITES - UNPLANNED ELECTRICAL MAI	110.00			
\$APINVCE	INV-9671	VARIOUS SITES - UNPLANNED ELECTRICAL MAI	110.00			
\$APINVCE	INV-10193	VARIOUS SITES - UNPLANNED ELECTRICAL MAI	165.00			
\$APINVCE	INV-9520	ELECTRICAL MAINTENANCE FOR STREET LIGHTI	2,357.25			
\$APINVCE	INV-10031	VARIOUS SITES - UNPLANNED ELECTRICAL MAI	462.00			
\$APINVCE	INV-10257	ELECTRICAL MAINTENANCE FOR STREET LIGHTI	220.00			
\$APINVCE	INV-8925	VARIOUS SITES - UNPLANNED ELECTRICAL MAI	110.00			
\$APINVCE	INV-10234	VARIOUS SITES - UNPLANNED ELECTRICAL MAI	110.00			
\$APINVCE	INV-10231	CALL OUT TO OLEOLOGY / 3 PHASE FAULT FOR	110.00			
\$APINVCE	INV-10191	VARIOUS SITES - UNPLANNED ELECTRICAL MAI	55.00			
\$APINVCE	INV-10230	VARIOUS SITES - UNPLANNED ELECTRICAL MAI	564.14			
\$APINVCE	INV-10163	ELECTRICAL MAINTENANCE FOR STREET LIGHTI	550.00			
\$APINVCE	INV-10255	ELECTRICAL MAINTENANCE FOR STREET LIGHTI	331.94			
\$APINVCE	INV-9765	VARIOUS SITES - UNPLANNED ELECTRICAL MAI	110.00			
\$APINVCE	INV-9823	VARIOUS SITES - UNPLANNED ELECTRICAL MAI	359.22			
\$APINVCE	INV-10235	VARIOUS SITES - UNPLANNED ELECTRICAL MAI	570.72			
\$APINVCE	INV-10032	VARIOUS SITES - UNPLANNED ELECTRICAL MAI	476.17			
\$APINVCE	INV-10097	VARIOUS SITES - UNPLANNED ELECTRICAL MAI	345.96			
\$APINVCE	INV-9889	VARIOUS SITES - UNPLANNED ELECTRICAL MAI	362.85			
\$APINVCE	INV-10232	VARIOUS SITES - UNPLANNED ELECTRICAL MAI	55.00			
\$APINVCE	INV-9653	ELECTRICAL MAINTENANCE FOR STREET LIGHTI	8,645.09			
\$APINVCE	INV-10226	ELECTRICAL MAINTENANCE FOR STREET LIGHTI	342.05			
\$APINVCE	INV-9944	ELECTRICAL MAINTENANCE FOR STREET LIGHTI	342.96			
\$APINVCE	INV-9719	VARIOUS SITES - UNPLANNED ELECTRICAL MAI	252.85			
\$APINVCE	INV-10095	VARIOUS SITES - UNPLANNED ELECTRICAL MAI	98.00			
\$APINVCE	INV-10039	VARIOUS SITES - UNPLANNED ELECTRICAL MAI	457.82			

Payment Details by Invoice

MUNICIPAL FUND



From Period 3 To Period 3 From Date 1/09/2020 To Date 30/09/2020

<i>Cheque/EFT Number</i>	<i>Payment Date</i>	<i>Payee</i>					<i>Payment Amount</i>
208117	17/09/2020	TRUGRADE PTY LTD					488.40
		<i>Invoice Number</i>	<i>Payment Details</i>	<i>Amount</i>	<i>Discount</i>	<i>Retention</i>	<i>PPS</i>
		\$APINVCE 00021613	STORES STOCK	488.40			
208118	17/09/2020	FE TECHNOLOGIES PTY LTD					11,398.08
		<i>Invoice Number</i>	<i>Payment Details</i>	<i>Amount</i>	<i>Discount</i>	<i>Retention</i>	<i>PPS</i>
		\$APINVCE SVIP022118	ANNUAL MAINTENANCE FOR CIRCULATION ASSIS	11,398.08			
208119	17/09/2020	IMAGE SOURCE DIGITAL SOLUTIONS					1,299.10
		<i>Invoice Number</i>	<i>Payment Details</i>	<i>Amount</i>	<i>Discount</i>	<i>Retention</i>	<i>PPS</i>
		\$APINVCE 453235	CPP LOGO FROSTING ON GLASS PANELS	225.50			
		\$APINVCE 453327	COREFLUTE SIGNS TO NOTIFY PATROLS AT NEW	434.50			
		\$APINVCE 453328	EER DECALS TO SUPPORT TRADERS WITH VOUCH	214.50			
		\$APINVCE 453340	EAST END REVITALISATION VOUCHER PROGRAM	122.10			
		\$APINVCE 453265	WINDOW DECAL REMOVAL - 60 ROYAL ST	302.50			
208120	17/09/2020	MESSAGENET PTY LTD					582.14
		<i>Invoice Number</i>	<i>Payment Details</i>	<i>Amount</i>	<i>Discount</i>	<i>Retention</i>	<i>PPS</i>
		\$APINVCE 1188167	ORDER FOR MONTHLY MESSAGENET BILLING FOR	582.14			
208121	17/09/2020	CAT WELFARE SOCIETY INC T/AS CAT HAVEN					50.00
		<i>Invoice Number</i>	<i>Payment Details</i>	<i>Amount</i>	<i>Discount</i>	<i>Retention</i>	<i>PPS</i>
		\$APINVCE 00160833	CAT SERVICES 20-21	50.00			
208122	17/09/2020	GJK FACILITY SERVICES					152,625.17
		<i>Invoice Number</i>	<i>Payment Details</i>	<i>Amount</i>	<i>Discount</i>	<i>Retention</i>	<i>PPS</i>
		\$APINVCE 387286	PLANNED CAR PARK CLEANING AS PER CONTRAC	76,853.59			
		\$APINVCE 387288	PLANNED CAR PARK CLEANING AS PER CONTRAC	75,771.58			
208123	17/09/2020	LIGHTSPEED COMMUNICATIONS AUSTRALIA PTY LTD T/AS					36,909.84
		<i>Invoice Number</i>	<i>Payment Details</i>	<i>Amount</i>	<i>Discount</i>	<i>Retention</i>	<i>PPS</i>
		\$APINVCE 86917	Q24000 MOORE ST CCTV INFRASTRUCTURE	4,660.76			
		\$APINVCE 86920	Q24158, 24160, 21450, 24149	29,434.08			
		\$APINVCE 86919	ANNUAL FIBRE PREVENTATIVE MAINTENANCE 20	2,815.00			

Payment Details by Invoice

MUNICIPAL FUND



From Period 3 To Period 3 From Date 1/09/2020 To Date 30/09/2020

<i>Cheque/EFT Number</i>	<i>Payment Date</i>	<i>Payee</i>					<i>Payment Amount</i>
208124	17/09/2020	LINFOX ARMAGUARD PTY LTD T/AS ARMAGUARD					527.00
		<i>Invoice Number</i>	<i>Payment Details</i>	<i>Amount</i>	<i>Discount</i>	<i>Retention</i>	<i>PPS</i>
	\$APINVCE	06631925	COIN AND CHEQUES COLLECTION FOR FINANCE	527.00			
208125	17/09/2020	ARUP					12,561.45
		<i>Invoice Number</i>	<i>Payment Details</i>	<i>Amount</i>	<i>Discount</i>	<i>Retention</i>	<i>PPS</i>
	\$APINVCE	39-200773	ROE ST ENHANCEMENT PROJECT - DETAILED DE	8,967.75			
	\$APINVCE	39-2008-46	LINSIG TRAFFIC MODELLING - ROE ST ENHANC	3,593.70			
208126	17/09/2020	GAVIN CHARLES BURGESS					4,224.00
		<i>Invoice Number</i>	<i>Payment Details</i>	<i>Amount</i>	<i>Discount</i>	<i>Retention</i>	<i>PPS</i>
	\$APINVCE	71	\$4,224.00 INC GST FOR DELIVERY OF 2 X SE	4,224.00			
208127	17/09/2020	DATALINE VISUAL LINK PTY LTD					7,075.41
		<i>Invoice Number</i>	<i>Payment Details</i>	<i>Amount</i>	<i>Discount</i>	<i>Retention</i>	<i>PPS</i>
	\$APINVCE	53122	CONTRACT 100385	580.25			
	\$APINVCE	53115	CONTRACT 100385	332.75			
	\$APINVCE	53120	CONTRACT 100385	460.63			
	\$APINVCE	53125	Q10519	2,718.14			
	\$APINVCE	53121	CONTRACT 100385	464.75			
	\$APINVCE	53114	CONTRACT 100385	1,309.00			
	\$APINVCE	53118	CONTRACT 100385	283.14			
	\$APINVCE	53119	CONTRACT 100385	926.75			
208128	17/09/2020	LATERAL(W.A)PTY LTD					181.50
		<i>Invoice Number</i>	<i>Payment Details</i>	<i>Amount</i>	<i>Discount</i>	<i>Retention</i>	<i>PPS</i>
	\$APINVCE	INV-8077	CPAMS SUPPORT	181.50			

Payment Details by Invoice

MUNICIPAL FUND



From Period 3 To Period 3 From Date 1/09/2020 To Date 30/09/2020

<i>Cheque/EFT Number</i>	<i>Payment Date</i>	<i>Payee</i>	<i>Payment Amount</i>
208129	17/09/2020	AUSTRALIAN SUPER	196,497.87

	<i>Invoice Number</i>	<i>Payment Details</i>	<i>Amount</i>	<i>Discount</i>	<i>Retention</i>	<i>PPS</i>
\$HRPAYJNL	EF 11/09/2020	SGC COMPULSORY - EMPLOYER	1,281.50			
\$HRPAYJNL	EF 11/09/2020	SGC COMPULSORY - EMPLOYER	597.49			
\$HRPAYJNL	EF 11/09/2020	5% COUNCIL MATCHED COMPANY	243.37			
\$HRPAYJNL	F 11/09/2020	SGC COMPULSORY - EMPLOYER	4.15			
\$HRPAYJNL	F 11/09/2020	SGC COMPULSORY - EMPLOYER	880.87			
\$HRPAYJNL	F 11/09/2020	5% COUNCIL MATCHED COMPANY	428.57			
\$HRPAYJNL	EF 11/09/2020	5% COUNCIL MATCHED COMPANY	169.83			
\$HRPAYJNL	F 11/09/2020	SGC COMPULSORY - EMPLOYER	301.82			
\$HRPAYJNL	F 11/09/2020	5% COUNCIL MATCHED COMPANY	173.36			
\$HRPAYJNL	F 11/09/2020	SGC COMPULSORY - EMPLOYER	400.63			
\$HRPAYJNL	F 11/09/2020	5% COUNCIL MATCHED COMPANY	120.61			
\$HRPAYJNL	F 11/09/2020	5% COUNCIL MATCHED COMPANY	10.61			
\$HRPAYJNL	F 11/09/2020	SGC COMPULSORY - EMPLOYER	168.72			
\$HRPAYJNL	F 11/09/2020	SGC COMPULSORY - EMPLOYER	9,669.02			
\$HRPAYJNL	F 11/09/2020	5% COUNCIL MATCHED COMPANY	130.08			
\$HRPAYJNL	F 11/09/2020	SGC COMPULSORY - EMPLOYER	63.38			
\$HRPAYJNL	EF 11/09/2020	5% COUNCIL MATCHED COMPANY	1,129.56			
\$HRPAYJNL	F 11/09/2020	SGC COMPULSORY - EMPLOYER	335.16			
\$HRPAYJNL	F 11/09/2020	SGC COMPULSORY - EMPLOYER	1,449.36			
\$HRPAYJNL	EF 11/09/2020	SGC COMPULSORY - EMPLOYER	1,599.93			
\$HRPAYJNL	EF 11/09/2020	SGC COMPULSORY - EMPLOYER	3,199.20			
\$HRPAYJNL	F 11/09/2020	SGC COMPULSORY - EMPLOYER	1,039.04			
\$HRPAYJNL	F 11/09/2020	SGC COMPULSORY - EMPLOYER	2,493.73			
\$HRPAYJNL	F 11/09/2020	SGC COMPULSORY - EMPLOYER	91.73			
\$HRPAYJNL	F 11/09/2020	5% COUNCIL MATCHED COMPANY	81.63			
\$HRPAYJNL	EF 11/09/2020	5% COUNCIL MATCHED COMPANY	550.00			
\$HRPAYJNL	F 11/09/2020	5% COUNCIL MATCHED COMPANY	45.50			
\$HRPAYJNL	F 11/09/2020	5% COUNCIL MATCHED COMPANY	1,500.47			
\$HRPAYJNL	EF 11/09/2020	5% COUNCIL MATCHED COMPANY	1,388.80			
\$HRPAYJNL	F 11/09/2020	5% COUNCIL MATCHED COMPANY	645.36			
\$HRPAYJNL	F 11/09/2020	SGC COMPULSORY - EMPLOYER	1,284.84			
\$HRPAYJNL	F 11/09/2020	SGC COMPULSORY - EMPLOYER	1,352.09			
\$HRPAYJNL	F 11/09/2020	SGC COMPULSORY - EMPLOYER	902.61			
\$HRPAYJNL	F 11/09/2020	5% COUNCIL MATCHED COMPANY	68.24			

Payment Details by Invoice

MUNICIPAL FUND



From Period 3 To Period 3
 From Date 1/09/2020 To Date 30/09/2020

<i>Cheque/EFT Number</i>	<i>Payment Date</i>	<i>Payee</i>	<i>Payment Amount</i>
\$HRPAYJNL	F 11/09/2020	SGC COMPULSORY - EMPLOYER	96.57
\$HRPAYJNL	F 11/09/2020	SGC COMPULSORY - EMPLOYER	388.52
\$HRPAYJNL	F 11/09/2020	SGC COMPULSORY - EMPLOYER	1,943.65
\$HRPAYJNL	F 11/09/2020	SGC COMPULSORY - EMPLOYER	39.81
\$HRPAYJNL	EF 11/09/2020	SGC COMPULSORY - EMPLOYER	2,735.40
\$HRPAYJNL	F 11/09/2020	5% COUNCIL MATCHED COMPANY	462.56
\$HRPAYJNL	F 11/09/2020	SGC COMPULSORY - EMPLOYER	1,062.24
\$HRPAYJNL	EF 11/09/2020	SGC COMPULSORY - EMPLOYER	922.86
\$HRPAYJNL	F 11/09/2020	SGC COMPULSORY - EMPLOYER	369.61
\$HRPAYJNL	F 11/09/2020	5% COUNCIL MATCHED COMPANY	35.52
\$HRPAYJNL	F 11/09/2020	5% COUNCIL MATCHED COMPANY	216.70
\$HRPAYJNL	F 11/09/2020	SGC COMPULSORY - EMPLOYER	2,437.49
\$HRPAYJNL	F 11/09/2020	SGC COMPULSORY - EMPLOYER	31.42
\$HRPAYJNL	F 11/09/2020	SGC COMPULSORY - EMPLOYER	825.13
\$HRPAYJNL	F 11/09/2020	5% COUNCIL MATCHED COMPANY	47.23
\$HRPAYJNL	F 11/09/2020	5% COUNCIL MATCHED COMPANY	8.66
\$HRPAYJNL	F 11/09/2020	SGC COMPULSORY - EMPLOYER	244.88
\$HRPAYJNL	F 11/09/2020	5% COUNCIL MATCHED COMPANY	269.92
\$HRPAYJNL	F 11/09/2020	5% COUNCIL MATCHED COMPANY	239.88
\$HRPAYJNL	F 11/09/2020	SGC COMPULSORY - EMPLOYER	143.24
\$HRPAYJNL	F 11/09/2020	SGC COMPULSORY - EMPLOYER	10.86
\$HRPAYJNL	F 11/09/2020	5% COUNCIL MATCHED COMPANY	404.96
\$HRPAYJNL	F 11/09/2020	SGC COMPULSORY - EMPLOYER	231.35
\$HRPAYJNL	F 11/09/2020	SGC COMPULSORY - EMPLOYER	57.14
\$HRPAYJNL	F 11/09/2020	5% COUNCIL MATCHED COMPANY	176.40
\$HRPAYJNL	F 11/09/2020	5% COUNCIL MATCHED COMPANY	33.36
\$HRPAYJNL	F 11/09/2020	5% COUNCIL MATCHED COMPANY	90.10
\$HRPAYJNL	F 11/09/2020	SGC COMPULSORY - EMPLOYER	4.75
\$HRPAYJNL	F 11/09/2020	SGC COMPULSORY - EMPLOYER	20.16
\$HRPAYJNL	F 11/09/2020	SGC COMPULSORY - EMPLOYER	1,110.50
\$HRPAYJNL	F 11/09/2020	5% COUNCIL MATCHED COMPANY	192.60
\$HRPAYJNL	F 11/09/2020	SGC COMPULSORY - EMPLOYER	32.21
\$HRPAYJNL	EF 11/09/2020	5% COUNCIL MATCHED COMPANY	486.81
\$HRPAYJNL	F 11/09/2020	SGC COMPULSORY - EMPLOYER	860.31
\$HRPAYJNL	F 11/09/2020	SGC COMPULSORY - EMPLOYER	658.81
\$HRPAYJNL	F 11/09/2020	SGC COMPULSORY - EMPLOYER	555.62
\$HRPAYJNL	F 11/09/2020	5% COUNCIL MATCHED COMPANY	1,240.05

Payment Details by Invoice

MUNICIPAL FUND



From Period 3 To Period 3
 From Date 1/09/2020 To Date 30/09/2020

<i>Cheque/EFT Number</i>	<i>Payment Date</i>	<i>Payee</i>	<i>Payment Amount</i>
\$HRPAYJNL	F 11/09/2020	SGC COMPULSORY - EMPLOYER	351.21
\$HRPAYJNL	F 11/09/2020	5% COUNCIL MATCHED COMPANY	216.70
\$HRPAYJNL	F 11/09/2020	5% COUNCIL MATCHED COMPANY	3,286.22
\$HRPAYJNL	F 11/09/2020	SGC COMPULSORY - EMPLOYER	4,631.35
\$HRPAYJNL	F 11/09/2020	5% COUNCIL MATCHED COMPANY	147.77
\$HRPAYJNL	F 11/09/2020	5% COUNCIL MATCHED COMPANY	194.53
\$HRPAYJNL	F 11/09/2020	SGC COMPULSORY - EMPLOYER	238.30
\$HRPAYJNL	F 11/09/2020	5% COUNCIL MATCHED COMPANY	258.70
\$HRPAYJNL	F 11/09/2020	SGC COMPULSORY - EMPLOYER	4.80
\$HRPAYJNL	F 11/09/2020	5% COUNCIL MATCHED COMPANY	211.21
\$HRPAYJNL	F 11/09/2020	SGC COMPULSORY - EMPLOYER	1,267.89
\$HRPAYJNL	F 11/09/2020	EMPLOYEE CONTRIBUTION - POST TAX (\$)	239.00
\$HRPAYJNL	F 11/09/2020	EMPLOYEE CONTRIBUTION - POST TAX (%)	218.24
\$HRPAYJNL	F 11/09/2020	SGC COMPULSORY - EMPLOYER	294.97
\$HRPAYJNL	F 11/09/2020	5% COUNCIL MATCHED COMPANY	290.10
\$HRPAYJNL	F 11/09/2020	SGC COMPULSORY - EMPLOYER	96.57
\$HRPAYJNL	F 11/09/2020	5% COUNCIL MATCHED COMPANY	75.39
\$HRPAYJNL	F 11/09/2020	5% COUNCIL MATCHED COMPANY	194.53
\$HRPAYJNL	F 11/09/2020	SGC COMPULSORY - EMPLOYER	1,294.15
\$HRPAYJNL	F 11/09/2020	5% COUNCIL MATCHED COMPANY	198.39
\$HRPAYJNL	F 11/09/2020	5% COUNCIL MATCHED COMPANY	445.85
\$HRPAYJNL	F 11/09/2020	5% COUNCIL MATCHED COMPANY	16.95
\$HRPAYJNL	EF 11/09/2020	SGC COMPULSORY - EMPLOYER	2,638.99
\$HRPAYJNL	F 11/09/2020	SGC COMPULSORY - EMPLOYER	1,201.19
\$HRPAYJNL	F 11/09/2020	SGC COMPULSORY - EMPLOYER	1,759.93
\$HRPAYJNL	F 11/09/2020	SGC COMPULSORY - EMPLOYER	501.68
\$HRPAYJNL	F 11/09/2020	5% COUNCIL MATCHED COMPANY	426.86
\$HRPAYJNL	F 11/09/2020	5% COUNCIL MATCHED COMPANY	130.08
\$HRPAYJNL	F 11/09/2020	SGC COMPULSORY - EMPLOYER	851.43
\$HRPAYJNL	F 11/09/2020	SGC COMPULSORY - EMPLOYER	1,407.98
\$HRPAYJNL	F 11/09/2020	5% COUNCIL MATCHED COMPANY	1,447.62
\$HRPAYJNL	F 11/09/2020	SGC COMPULSORY - EMPLOYER	91.73
\$HRPAYJNL	F 11/09/2020	5% COUNCIL MATCHED COMPANY	342.32
\$HRPAYJNL	F 11/09/2020	SGC COMPULSORY - EMPLOYER	508.50
\$HRPAYJNL	F 11/09/2020	5% COUNCIL MATCHED COMPANY	31.13
\$HRPAYJNL	F 11/09/2020	SGC COMPULSORY - EMPLOYER	1,057.75
\$HRPAYJNL	F 11/09/2020	SGC COMPULSORY - EMPLOYER	883.02

Payment Details by Invoice

MUNICIPAL FUND



From Period 3 To Period 3
 From Date 1/09/2020 To Date 30/09/2020

<i>Cheque/EFT Number</i>	<i>Payment Date</i>	<i>Payee</i>	<i>Payment Amount</i>
\$HRPAYJNL	F 11/09/2020	SGC COMPULSORY - EMPLOYER	273.85
\$HRPAYJNL	F 11/09/2020	5% COUNCIL MATCHED COMPANY	88.81
\$HRPAYJNL	F 11/09/2020	SGC COMPULSORY - EMPLOYER	666.82
\$HRPAYJNL	F 11/09/2020	SGC COMPULSORY - EMPLOYER	550.03
\$HRPAYJNL	F 11/09/2020	SGC COMPULSORY - EMPLOYER	265.64
\$HRPAYJNL	F 11/09/2020	SGC COMPULSORY - EMPLOYER	309.58
\$HRPAYJNL	F 11/09/2020	5% COUNCIL MATCHED COMPANY	439.52
\$HRPAYJNL	F 11/09/2020	SGC COMPULSORY - EMPLOYER	1,183.20
\$HRPAYJNL	F 11/09/2020	5% COUNCIL MATCHED COMPANY	241.39
\$HRPAYJNL	EF 11/09/2020	EMPLOYEE CONTRIBUTION - PRETAX (%)	1,208.10
\$HRPAYJNL	F 11/09/2020	SGC COMPULSORY - EMPLOYER	3,348.01
\$HRPAYJNL	F 11/09/2020	5% COUNCIL MATCHED COMPANY	55.03
\$HRPAYJNL	F 11/09/2020	5% COUNCIL MATCHED COMPANY	155.24
\$HRPAYJNL	EF 11/09/2020	CC SCHEME EMPLOYEE CONTRIBUTION - PRETAX	3,940.78
\$HRPAYJNL	F 11/09/2020	SGC COMPULSORY - EMPLOYER	96.57
\$HRPAYJNL	F 11/09/2020	SGC COMPULSORY - EMPLOYER	710.95
\$HRPAYJNL	F 11/09/2020	SGC COMPULSORY - EMPLOYER	171.18
\$HRPAYJNL	F 11/09/2020	5% COUNCIL MATCHED COMPANY	192.60
\$HRPAYJNL	F 11/09/2020	SGC COMPULSORY - EMPLOYER	133.34
\$HRPAYJNL	F 11/09/2020	SGC COMPULSORY - EMPLOYER	20.16
\$HRPAYJNL	F 11/09/2020	SGC COMPULSORY - EMPLOYER	279.10
\$HRPAYJNL	F 11/09/2020	5% COUNCIL MATCHED COMPANY	251.74
\$HRPAYJNL	EF 11/09/2020	5% COUNCIL MATCHED COMPANY	692.02
\$HRPAYJNL	EF 11/09/2020	5% COUNCIL MATCHED COMPANY	281.00
\$HRPAYJNL	F 11/09/2020	SGC COMPULSORY - EMPLOYER	1,348.20
\$HRPAYJNL	EF 11/09/2020	SGC COMPULSORY - EMPLOYER	223.20
\$HRPAYJNL	F 11/09/2020	SGC COMPULSORY - EMPLOYER	312.80
\$HRPAYJNL	F 11/09/2020	SGC COMPULSORY - EMPLOYER	2,687.90
\$HRPAYJNL	F 11/09/2020	5% COUNCIL MATCHED COMPANY	550.56
\$HRPAYJNL	F 11/09/2020	5% COUNCIL MATCHED COMPANY	43.28
\$HRPAYJNL	F 11/09/2020	SGC COMPULSORY - EMPLOYER	231.62
\$HRPAYJNL	F 11/09/2020	SGC COMPULSORY - EMPLOYER	858.26
\$HRPAYJNL	F 11/09/2020	SGC COMPULSORY - EMPLOYER	799.82
\$HRPAYJNL	F 11/09/2020	SGC COMPULSORY - EMPLOYER	1,220.08
\$HRPAYJNL	F 11/09/2020	SGC COMPULSORY - EMPLOYER	1,366.68
\$HRPAYJNL	F 11/09/2020	SGC COMPULSORY - EMPLOYER	4.15
\$HRPAYJNL	F 11/09/2020	SGC COMPULSORY - EMPLOYER	1,661.58

Payment Details by Invoice

MUNICIPAL FUND



From Period 3 To Period 3
 From Date 1/09/2020 To Date 30/09/2020

<i>Cheque/EFT Number</i>	<i>Payment Date</i>	<i>Payee</i>	<i>Payment Amount</i>
\$HRPAYJNL	F 11/09/2020	SGC COMPULSORY - EMPLOYER	1,113.55
\$HRPAYJNL	F 11/09/2020	5% COUNCIL MATCHED COMPANY	8.66
\$HRPAYJNL	F 11/09/2020	SGC COMPULSORY - EMPLOYER	140.38
\$HRPAYJNL	F 11/09/2020	5% COUNCIL MATCHED COMPANY	152.21
\$HRPAYJNL	F 11/09/2020	5% COUNCIL MATCHED COMPANY	739.32
\$HRPAYJNL	F 11/09/2020	5% COUNCIL MATCHED COMPANY	128.88
\$HRPAYJNL	EF 11/09/2020	SGC COMPULSORY - EMPLOYER	322.68
\$HRPAYJNL	F 11/09/2020	SGC COMPULSORY - EMPLOYER	416.48
\$HRPAYJNL	F 11/09/2020	SGC COMPULSORY - EMPLOYER	91.73
\$HRPAYJNL	F 11/09/2020	SGC COMPULSORY - EMPLOYER	2,196.89
\$HRPAYJNL	EF 11/09/2020	5% COUNCIL MATCHED COMPANY	319.26
\$HRPAYJNL	F 11/09/2020	5% COUNCIL MATCHED COMPANY	58.36
\$HRPAYJNL	F 11/09/2020	5% COUNCIL MATCHED COMPANY	14.43
\$HRPAYJNL	F 11/09/2020	SGC COMPULSORY - EMPLOYER	446.81
\$HRPAYJNL	F 11/09/2020	5% COUNCIL MATCHED COMPANY	1,312.49
\$HRPAYJNL	F 11/09/2020	5% COUNCIL MATCHED COMPANY	596.18
\$HRPAYJNL	F 11/09/2020	5% COUNCIL MATCHED COMPANY	374.02
\$HRPAYJNL	EF 11/09/2020	SGC COMPULSORY - EMPLOYER	1,194.65
\$HRPAYJNL	F 11/09/2020	SGC COMPULSORY - EMPLOYER	406.19
\$HRPAYJNL	F 11/09/2020	5% COUNCIL MATCHED COMPANY	43.25
\$HRPAYJNL	F 11/09/2020	SGC COMPULSORY - EMPLOYER	1,783.65
\$HRPAYJNL	F 11/09/2020	SGC COMPULSORY - EMPLOYER	925.32
\$HRPAYJNL	EF 11/09/2020	SGC COMPULSORY - EMPLOYER	2,844.82
\$HRPAYJNL	EF 11/09/2020	5% COUNCIL MATCHED COMPANY	177.12
\$HRPAYJNL	F 11/09/2020	SGC COMPULSORY - EMPLOYER	578.54
\$HRPAYJNL	F 11/09/2020	SGC COMPULSORY - EMPLOYER	2,012.35
\$HRPAYJNL	EF 11/09/2020	SGC COMPULSORY - EMPLOYER	1,676.61
\$HRPAYJNL	EF 11/09/2020	5% COUNCIL MATCHED COMPANY	496.78
\$HRPAYJNL	F 11/09/2020	EMPLOYEE CONTRIBUTION - PRETAX (%)	5,676.38
\$HRPAYJNL	F 11/09/2020	CC SCHEME EMPLOYEE CONTRIBUTION - PRETAX	22,611.60
\$HRPAYJNL	F 11/09/2020	SGC COMPULSORY - EMPLOYER	4,337.13
\$HRPAYJNL	F 11/09/2020	SGC COMPULSORY - EMPLOYER	388.63
\$HRPAYJNL	F 11/09/2020	SGC COMPULSORY - EMPLOYER	464.38
\$HRPAYJNL	F 11/09/2020	SGC COMPULSORY - EMPLOYER	402.82
\$HRPAYJNL	F 11/09/2020	SGC COMPULSORY - EMPLOYER	3.62
\$HRPAYJNL	F 11/09/2020	SGC COMPULSORY - EMPLOYER	3,250.94
\$HRPAYJNL	F 11/09/2020	SGC COMPULSORY - EMPLOYER	221.77

Payment Details by Invoice

MUNICIPAL FUND



From Period 3 To Period 3
 From Date 1/09/2020 To Date 30/09/2020

<i>Cheque/EFT Number</i>	<i>Payment Date</i>	<i>Payee</i>	<i>Payment Amount</i>
\$HRPAYJNL	F 11/09/2020	SGC COMPULSORY - EMPLOYER	190.28
\$HRPAYJNL	F 11/09/2020	SGC COMPULSORY - EMPLOYER	1,517.06
\$HRPAYJNL	F 11/09/2020	SGC COMPULSORY - EMPLOYER	280.77
\$HRPAYJNL	F 11/09/2020	SGC COMPULSORY - EMPLOYER	406.28
\$HRPAYJNL	F 11/09/2020	SGC COMPULSORY - EMPLOYER	289.72
\$HRPAYJNL	F 11/09/2020	5% COUNCIL MATCHED COMPANY	76.89
\$HRPAYJNL	F 11/09/2020	5% COUNCIL MATCHED COMPANY	225.08
\$HRPAYJNL	F 11/09/2020	5% COUNCIL MATCHED COMPANY	136.48
\$HRPAYJNL	F 11/09/2020	5% COUNCIL MATCHED COMPANY	216.70
\$HRPAYJNL	F 11/09/2020	5% COUNCIL MATCHED COMPANY	612.62
\$HRPAYJNL	F 11/09/2020	5% COUNCIL MATCHED COMPANY	534.07
\$HRPAYJNL	F 11/09/2020	5% COUNCIL MATCHED COMPANY	10.61
\$HRPAYJNL	F 11/09/2020	5% COUNCIL MATCHED COMPANY	194.53
\$HRPAYJNL	F 11/09/2020	5% COUNCIL MATCHED COMPANY	144.83
\$HRPAYJNL	F 11/09/2020	5% COUNCIL MATCHED COMPANY	194.53
\$HRPAYJNL	F 11/09/2020	5% COUNCIL MATCHED COMPANY	125.42
\$HRPAYJNL	F 11/09/2020	5% COUNCIL MATCHED COMPANY	101.67
\$HRPAYJNL	F 11/09/2020	5% COUNCIL MATCHED COMPANY	167.49
\$HRPAYJNL	F 11/09/2020	5% COUNCIL MATCHED COMPANY	10.61
\$HRPAYJNL	EF 11/09/2020	CC SCHEME EMPLOYEE CONTRIBUTION - POSTTA	1,811.66
\$HRPAYJNL	EF 11/09/2020	SGC COMPULSORY - EMPLOYER	7,656.86
\$HRPAYJNL	EF 11/09/2020	SGC COMPULSORY - EMPLOYER	924.92
\$HRPAYJNL	EF 11/09/2020	5% COUNCIL MATCHED COMPANY	517.09
\$HRPAYJNL	F 11/09/2020	SGC COMPULSORY - EMPLOYER	119.15
\$HRPAYJNL	F 11/09/2020	CC SCHEME EMPLOYEE CONTRIBUTION - POSTTA	2,205.24
\$HRPAYJNL	F 11/09/2020	SGC COMPULSORY - EMPLOYER	482.68
\$HRPAYJNL	F 11/09/2020	SGC COMPULSORY - EMPLOYER	412.59
\$HRPAYJNL	F 11/09/2020	SGC COMPULSORY - EMPLOYER	47.66
\$HRPAYJNL	F 11/09/2020	SGC COMPULSORY - EMPLOYER	587.19
\$HRPAYJNL	F 11/09/2020	SGC COMPULSORY - EMPLOYER	20.16
\$HRPAYJNL	F 11/09/2020	SGC COMPULSORY - EMPLOYER	1,593.28
\$HRPAYJNL	F 11/09/2020	SGC COMPULSORY - EMPLOYER	142.78
\$HRPAYJNL	F 11/09/2020	SGC COMPULSORY - EMPLOYER	472.07
\$HRPAYJNL	F 11/09/2020	SGC COMPULSORY - EMPLOYER	227.26
\$HRPAYJNL	F 11/09/2020	SGC COMPULSORY - EMPLOYER	996.94
\$HRPAYJNL	F 11/09/2020	SGC COMPULSORY - EMPLOYER	577.07
\$HRPAYJNL	F 11/09/2020	SGC COMPULSORY - EMPLOYER	193.17

Payment Details by Invoice

MUNICIPAL FUND



From Period 3 To Period 3
 From Date 1/09/2020 To Date 30/09/2020

<i>Cheque/EFT Number</i>	<i>Payment Date</i>	<i>Payee</i>	<i>Payment Amount</i>
\$HRPAYJNL	F 11/09/2020	SGC COMPULSORY - EMPLOYER	10.86
\$HRPAYJNL	F 11/09/2020	SGC COMPULSORY - EMPLOYER	1,639.69
\$HRPAYJNL	F 11/09/2020	SGC COMPULSORY - EMPLOYER	273.64
\$HRPAYJNL	F 11/09/2020	SGC COMPULSORY - EMPLOYER	1,199.05
\$HRPAYJNL	F 11/09/2020	5% COUNCIL MATCHED COMPANY	216.70
\$HRPAYJNL	F 11/09/2020	5% COUNCIL MATCHED COMPANY	1,656.27
\$HRPAYJNL	F 11/09/2020	5% COUNCIL MATCHED COMPANY	445.65
\$HRPAYJNL	F 11/09/2020	5% COUNCIL MATCHED COMPANY	624.79
\$HRPAYJNL	F 11/09/2020	5% COUNCIL MATCHED COMPANY	246.31
\$HRPAYJNL	F 11/09/2020	5% COUNCIL MATCHED COMPANY	140.06
\$HRPAYJNL	F 11/09/2020	5% COUNCIL MATCHED COMPANY	164.64
\$HRPAYJNL	F 11/09/2020	5% COUNCIL MATCHED COMPANY	10.61
\$HRPAYJNL	F 11/09/2020	5% COUNCIL MATCHED COMPANY	73.89
\$HRPAYJNL	F 11/09/2020	5% COUNCIL MATCHED COMPANY	511.63
\$HRPAYJNL	EF 11/09/2020	SGC COMPULSORY - EMPLOYER	5.70
\$HRPAYJNL	F 11/09/2020	CC SCHEME EMPLOYEE CONTRIBUTION - PRETAX	59.02
\$HRPAYJNL	F 11/09/2020	5% COUNCIL MATCHED COMPANY	62.71

208130	17/09/2020	MCLEODS BARRISTERS AND SOLICITORS	2,868.80
--------	------------	-----------------------------------	----------

	<i>Invoice Number</i>	<i>Payment Details</i>	<i>Amount</i>	<i>Discount</i>	<i>Retention</i>	<i>PPS</i>
\$APINVCE	115410	ELECTIONS TRAINING WORKSHOP - JENNIFER L	2,868.80			

208131	17/09/2020	MASTEC AUSTRALIA PTY LTD	770.00
--------	------------	--------------------------	--------

	<i>Invoice Number</i>	<i>Payment Details</i>	<i>Amount</i>	<i>Discount</i>	<i>Retention</i>	<i>PPS</i>
\$APINVCE	00076267	CONTAINER DEPOSIT SCHEME	770.00			

Payment Details by Invoice

MUNICIPAL FUND



From Period 3 To Period 3
 From Date 1/09/2020 To Date 30/09/2020

<i>Cheque/EFT Number</i>	<i>Payment Date</i>	<i>Payee</i>						<i>Payment Amount</i>
208132	17/09/2020	ELECTRICITY GENERATION AND RETAIL CORPORATION						4,070.13
		<u>Invoice Number</u>	<u>Payment Details</u>	<u>Amount</u>	<u>Discount</u>	<u>Retention</u>	<u>PPS</u>	
		\$APINVCE 283130220	CHARGES - 351 WELLINGTON ST PERTH	84.55				
		\$APINVCE 237443460	CHARGES - 25 FRANCIS ST NORTHBRIDGE	404.05				
		\$APINVCE 345165690	CHARGES - LOT 9003 CITY FARM PL	254.95				
		\$APINVCE 888499900	CHARGES - TERRACE RD PERTH	61.22				
		\$APINVCE 910302350	CHARGES -LOT 135 ABERDEEN ST NORTHBRIDGE	532.95				
		\$APINVCE 344176920	CHARGES - U 1 110 WELLINGTON ST	537.33				
		\$APINVCE 335251120	CHARGES - U 6 420 WELLINGTON ST PERTH	51.94				
		\$APINVCE 275104180	CHARGES - 700 WELLINGTON ST PERTH	383.65				
		\$APINVCE 076541340	CHARGES - 72 LAKE ST NORTHBRIDGE	463.77				
		\$APINVCE 291043370	CHARGES - LOT 9000 FITZGERALD ST PERTH	503.39				
		\$APINVCE 836843610	CHARGES - LOT 483 U 2 TERRACE RD PERTH	77.95				
		\$APINVCE 468163710	CHARGES - 73 LAKE ST NORTHBRIDGE	714.38				
208133	17/09/2020	CIVIC LEGAL						623.70
		<u>Invoice Number</u>	<u>Payment Details</u>	<u>Amount</u>	<u>Discount</u>	<u>Retention</u>	<u>PPS</u>	
		\$APINVCE 507091	CENTRAL CITY RATES RECOVERY	623.70				
208134	17/09/2020	KOTT GUNNING						103.84
		<u>Invoice Number</u>	<u>Payment Details</u>	<u>Amount</u>	<u>Discount</u>	<u>Retention</u>	<u>PPS</u>	
		\$APINVCE 171469	CITY OF PERTH LIBRARY AND PLAZA PROJECT	103.84				
208135	17/09/2020	AUSTRALIAN HVAC SERVICES						4,773.10
		<u>Invoice Number</u>	<u>Payment Details</u>	<u>Amount</u>	<u>Discount</u>	<u>Retention</u>	<u>PPS</u>	
		\$APINVCE 57600	HVAC REACTIVE MAINTENANCE/ QUOTED WORKS	3,807.85				
		\$APINVCE 57645	HVAC REACTIVE MAINTENANCE/ QUOTED WORKS	338.25				
		\$APINVCE 57647	HVAC REACTIVE MAINTENANCE/ QUOTED WORKS	627.00				
208136	17/09/2020	WEST COAST SPRING WATER PTY LTD T/AS AUSSIE						44.00
		<u>Invoice Number</u>	<u>Payment Details</u>	<u>Amount</u>	<u>Discount</u>	<u>Retention</u>	<u>PPS</u>	
		\$APINVCE 1729880	CAR PARK DRINKING WATER FOR JUNE TO AUGU	44.00				
208137	17/09/2020	WSP AUSTRALIA PTY LTD						13,749.12
		<u>Invoice Number</u>	<u>Payment Details</u>	<u>Amount</u>	<u>Discount</u>	<u>Retention</u>	<u>PPS</u>	
		\$APINVCE 64070051	THE CITY WILL PAY THE CONSULTANT PROGRES	13,749.12				

Payment Details by Invoice

MUNICIPAL FUND



From Period 3 To Period 3
 From Date 1/09/2020 To Date 30/09/2020

<i>Cheque/EFT Number</i>	<i>Payment Date</i>	<i>Payee</i>					<i>Payment Amount</i>
208138	17/09/2020	AUSTRALIA POST(677495)					4,136.97
		<i>Invoice Number</i>	<i>Payment Details</i>	<i>Amount</i>	<i>Discount</i>	<i>Retention</i>	<i>PPS</i>
		\$APINVCE 677495	POSTAGE CHARGES AUG 2020	4,136.97			
208139	17/09/2020	REDFISH TECHNOLOGIES PTY LTD					9,460.00
		<i>Invoice Number</i>	<i>Payment Details</i>	<i>Amount</i>	<i>Discount</i>	<i>Retention</i>	<i>PPS</i>
		\$APINVCE IV00003380	SUPPORT AND MAINTENANCE OF COUNCIL	9,460.00			
208140	17/09/2020	DORMAKABA AUSTRALIA PTY LTD					2,550.38
		<i>Invoice Number</i>	<i>Payment Details</i>	<i>Amount</i>	<i>Discount</i>	<i>Retention</i>	<i>PPS</i>
		\$APINVCE 35WA785269	UNPLANNED AUTODOOR MAINTENANCE FOR	251.90			
		\$APINVCE 35WA785662	UNPLANNED AUTODOOR MAINTENANCE FOR	2,046.58			
		\$APINVCE 35WA785667	UNPLANNED AUTODOOR MAINTENANCE FOR	251.90			
208141	17/09/2020	QUANTUM BUILDING SERVICES					1,277.34
		<i>Invoice Number</i>	<i>Payment Details</i>	<i>Amount</i>	<i>Discount</i>	<i>Retention</i>	<i>PPS</i>
		\$APINVCE 00003425	VARIOUS SITES - UNPLANNED MAINTENANCE -	71.50			
		\$APINVCE 00003424	VARIOUS SITES - UNPLANNED MAINTENANCE -	948.99			
		\$APINVCE 00003423	VARIOUS SITES - UNPLANNED MAINTENANCE -	256.85			
208142	17/09/2020	BROWNES FOODS OPERATIONS PTY LTD					48.64
		<i>Invoice Number</i>	<i>Payment Details</i>	<i>Amount</i>	<i>Discount</i>	<i>Retention</i>	<i>PPS</i>
		\$APINVCE 15559826	DEPOT WEEKLY MILK DELIVERY 1 JULY 2020 -	48.64			
208143	17/09/2020	AUSTRALIAN SERVICES UNION					466.20
		<i>Invoice Number</i>	<i>Payment Details</i>	<i>Amount</i>	<i>Discount</i>	<i>Retention</i>	<i>PPS</i>
		\$HRPAYJNL EF 11/09/2020	AUSTRALIAN SERVICES UNION	25.90			
		\$HRPAYJNL F 11/09/2020	AUSTRALIAN SERVICES UNION	440.30			
208144	17/09/2020	AUSTRALIA POST					2,387.31
		<i>Invoice Number</i>	<i>Payment Details</i>	<i>Amount</i>	<i>Discount</i>	<i>Retention</i>	<i>PPS</i>
		\$APINVCE 1009873790	AUSTRALIA POST OVER THE COUNTER INFRINGE	2,387.31			
208145	17/09/2020	INTEGRITY SAMPLING (WA)					4,521.00
		<i>Invoice Number</i>	<i>Payment Details</i>	<i>Amount</i>	<i>Discount</i>	<i>Retention</i>	<i>PPS</i>
		\$APINVCE 00002538	ALCOHOL & DRUG TESTING PER PR0019	4,521.00			

Payment Details by Invoice

MUNICIPAL FUND



From Period 3 To Period 3 From Date 1/09/2020 To Date 30/09/2020

<i>Cheque/EFT Number</i>	<i>Payment Date</i>	<i>Payee</i>						<i>Payment Amount</i>
208146	17/09/2020	MARK REISINGER T/AS MFR AUTOELECTRICS						2,783.15
		<u>Invoice Number</u>	<u>Payment Details</u>	<u>Amount</u>	<u>Discount</u>	<u>Retention</u>	<u>PPS</u>	
		\$APINVCE 1836	CALL OUT TO RECTIFY FAULTS IN RUBBISH TR	214.94				
		\$APINVCE 1839	CALL OUT TO RECTIFY FAULTS IN RUBBISH TR	581.38				
		\$APINVCE 1840	CALL OUT TO RECTIFY FAULTS IN RUBBISH TR	156.40				
		\$APINVCE 1841	CALL OUT TO RECTIFY FAULTS IN RUBBISH TR	1,323.54				
		\$APINVCE 1838	CALL OUT TO RECTIFY FAULTS IN RUBBISH TR	106.10				
		\$APINVCE 1837	CALL OUT TO RECTIFY FAULTS IN RUBBISH TR	400.79				
208147	17/09/2020	THE BRAND AGENCY						201,958.59
		<u>Invoice Number</u>	<u>Payment Details</u>	<u>Amount</u>	<u>Discount</u>	<u>Retention</u>	<u>PPS</u>	
		\$APINVCE 244361	ALWAYS ON AUGUST - PRODUCTION COSTS	7,755.00				
		\$APINVCE 243932	HOTJAR - JUL AUG SEP	1,798.80				
		\$APINVCE 244369	UPGRADE NETWORK AND SECURITY ACTUALS	5,425.75				
		\$APINVCE 244586	ALWAYS ON - AUGUST MEDIA	6,447.10				
		\$APINVCE 244587	DIRECT TRADED MEDIA AND FEES FOR BACK TO	3,756.50				
		\$APINVCE 244360	VOICE AND TEXT TRANSLATION OF THE PERTH	2,442.00				
		\$APINVCE 244367	BAU SUPPORT & MAIN 22 JUL TO 21 AUG	8,384.75				
		\$APINVCE 244368	NEWS & UPDATES UX	4,721.19				
		\$APINVCE 244585	DIRECT TRADED MEDIA AND FEES FOR BACK TO	29,150.00				
		\$APINVCE 244371	BRAND PERTH - BRAND PROPOSITION TESTING	67,258.24				
		\$APINVCE 244366	VISIT PERTH MAILCHIMP BUTTON	748.00				
		\$APINVCE 244588	ALWAYS ON - AUGUST MEDIA	24,200.00				
		\$APINVCE 244364	CITY OF PERTH CORPORATE WEBSITE RESKIN	20,885.26				
		\$APINVCE 244589	ALWAYS ON - AUGUST MEDIA	13,200.00				
		\$APINVCE 244362	ALWAYS ON AUGUST - PRODUCTION COSTS	1,573.00				
		\$APINVCE 244365	IPMC MAP ENHANCEMENTS PHASE 3	4,213.00				
208148	17/09/2020	WESTERN METROPOLITAN REGIONAL COUNCIL						54.78
		<u>Invoice Number</u>	<u>Payment Details</u>	<u>Amount</u>	<u>Discount</u>	<u>Retention</u>	<u>PPS</u>	
		\$APINVCE M-2009102	GREEN WASTE TIPPING FEES 20/21	54.78				
208149	17/09/2020	CASE INVESTMENTS PTY LTD T/AS SOS MARINE						4,675.00
		<u>Invoice Number</u>	<u>Payment Details</u>	<u>Amount</u>	<u>Discount</u>	<u>Retention</u>	<u>PPS</u>	
		\$APINVCE 00015070	SAFETY VESTS FOR PARKING INFORMATION OFF	4,675.00				

Payment Details by Invoice

MUNICIPAL FUND



From Period 3 To Period 3 From Date 1/09/2020 To Date 30/09/2020

<i>Cheque/EFT Number</i>	<i>Payment Date</i>	<i>Payee</i>					<i>Payment Amount</i>
208150	17/09/2020	WRC MECHANICAL WA					470.25
		<i>Invoice Number</i>	<i>Payment Details</i>	<i>Amount</i>	<i>Discount</i>	<i>Retention</i>	<i>PPS</i>
		\$APINVCE 3946	CALL OUT TO HAY ST BOLLARD FAULT - REPLA	470.25			
208151	17/09/2020	ELEMENT ADVISORY PTY LTD T/AS THE PLANNING GROUP					3,729.00
		<i>Invoice Number</i>	<i>Payment Details</i>	<i>Amount</i>	<i>Discount</i>	<i>Retention</i>	<i>PPS</i>
		\$APINVCE 51683	POINT FRASER OVERFLOW PARKING	3,729.00			
208152	17/09/2020	CARAT AUSTRALIA MEDIA SERVICES PTY LTD					70,536.59
		<i>Invoice Number</i>	<i>Payment Details</i>	<i>Amount</i>	<i>Discount</i>	<i>Retention</i>	<i>PPS</i>
		\$APINVCE 578098	ALWAYS ON - AUGUST	61,116.51			
		\$APINVCE 578099	ALWAYS ON - AUGUST	9,420.08			
208153	17/09/2020	ROWSON'S PLUMBING SERVICES PTY LTD					515.08
		<i>Invoice Number</i>	<i>Payment Details</i>	<i>Amount</i>	<i>Discount</i>	<i>Retention</i>	<i>PPS</i>
		\$APINVCE 817741	BACKFLOW TESTING - NORTHBRIDGE PIAZZA	215.95			
		\$APINVCE 817737	VARIOUS SITES - UNPLANNED PLUMBING MAINT	299.13			
208154	17/09/2020	EXECUTIVE RISK SOLUTIONS(AUSTRALIA)PTY LTD					1,188.00
		<i>Invoice Number</i>	<i>Payment Details</i>	<i>Amount</i>	<i>Discount</i>	<i>Retention</i>	<i>PPS</i>
		\$APINVCE 7544	ARMED OFFENDER, SIP & LOCKDOWN SCENARIO	1,188.00			
208155	17/09/2020	ALLMAKES PTY LTD T/AS BRANDWORX AUSTRALIA					622.12
		<i>Invoice Number</i>	<i>Payment Details</i>	<i>Amount</i>	<i>Discount</i>	<i>Retention</i>	<i>PPS</i>
		\$APINVCE 724036	UNIFORM PARKING INFORMATION OFFICERS & P	85.60			
		\$APINVCE 724037	UNIFORM TECHNICAL SERVICES	295.61			
		\$APINVCE 724038	UNIFORM TECHNICAL SERVICES	240.91			
208156	17/09/2020	WEST BUILD PRODUCTS PTY LTD					2,437.60
		<i>Invoice Number</i>	<i>Payment Details</i>	<i>Amount</i>	<i>Discount</i>	<i>Retention</i>	<i>PPS</i>
		\$APINVCE 151391	STORES STOCK	2,437.60			
208157	17/09/2020	PERTH TEMPORARY FENCING					2,772.00
		<i>Invoice Number</i>	<i>Payment Details</i>	<i>Amount</i>	<i>Discount</i>	<i>Retention</i>	<i>PPS</i>
		\$APINVCE 00001144	SUPPLY OF TEMPORARY FENCE AT JH ABRAHAMS	2,772.00			

Payment Details by Invoice

MUNICIPAL FUND



From Period 3 To Period 3 From Date 1/09/2020 To Date 30/09/2020

<i>Cheque/EFT Number</i>	<i>Payment Date</i>	<i>Payee</i>					<i>Payment Amount</i>
208158	17/09/2020	FLURO TRAINING PTY LTD					198.00
		<i>Invoice Number</i>	<i>Payment Details</i>	<i>Amount</i>	<i>Discount</i>	<i>Retention</i>	<i>PPS</i>
		\$APINVCE	INV-0022	AMEND 2X ANIMATIONS FOR ELEARNING	198.00		
208159	17/09/2020	NETSTAR AUSTRALIA PL T/AS PINPOINT					4,670.60
		<i>Invoice Number</i>	<i>Payment Details</i>	<i>Amount</i>	<i>Discount</i>	<i>Retention</i>	<i>PPS</i>
		\$APINVCE	99964	IN VEHICLE MONITORING SYSTEM FOR LICENSE	4,670.60		
208160	17/09/2020	ECLIPSE SOILS PTY LTD					8,520.05
		<i>Invoice Number</i>	<i>Payment Details</i>	<i>Amount</i>	<i>Discount</i>	<i>Retention</i>	<i>PPS</i>
		\$APINVCE	PERT01044074	SUPPLY 50M3 AQUAMOR MULCH	8,520.05		
208161	17/09/2020	CLEANSWEEP (WA)PTY LTD					24,419.19
		<i>Invoice Number</i>	<i>Payment Details</i>	<i>Amount</i>	<i>Discount</i>	<i>Retention</i>	<i>PPS</i>
		\$APINVCE	INV-6489	PLANNED CAR PARK SWEEPING AS PER CONTRAC	11,047.34		
		\$APINVCE	INV-6776	PLANNED CAR PARK SWEEPING AS PER CONTRAC	13,371.85		
208162	17/09/2020	WINC AUSTRALIA PTY PTD					721.22
		<i>Invoice Number</i>	<i>Payment Details</i>	<i>Amount</i>	<i>Discount</i>	<i>Retention</i>	<i>PPS</i>
		\$APINVCE	9033640688	COMMUNITY DEVELOPMENT ALLIANCE	41.58		
		\$APINVCE	9033696117	STATIONERY ORDER FOR GOVERNANCE UNIT	38.50		
		\$APINVCE	9033646986	BOTTLED WATER - FIRE CONTROL ROOM - COUN	7.52		
		\$APINVCE	9033637486	COMMUNITY DEVELOPMENT ALLIANCE	14.30		
		\$APINVCE	9033646881	STATIONERY, KITCHEN AND CLEANING SUPPLIE	7.52		
		\$APINVCE	9033639403	STATIONERY & KITCHEN SUPPLIER LVL 7	108.02		
		\$APINVCE	9033648936	COMMUNITY DEVELOPMENT ALLIANCE	59.66		
		\$APINVCE	9033637854	STATIONARY FOR PARKING SERVICES & KITCHE	152.41		
		\$APINVCE	9033665203	20/21 STATIONERY AND OFFICE SUPPLIES - G	237.49		
		\$APINVCE	9033646893	DEPOT CATERING, CLEANING & STATIONERY SU	54.22		
208163	17/09/2020	SHRED-X PTY LTD					49.50
		<i>Invoice Number</i>	<i>Payment Details</i>	<i>Amount</i>	<i>Discount</i>	<i>Retention</i>	<i>PPS</i>
		\$APINVCE	01486353	SECURE UNIFORM DISPOSAL (PARKING SERVICE	49.50		
208164	17/09/2020	BAREFOOT MEDIA CO					825.00
		<i>Invoice Number</i>	<i>Payment Details</i>	<i>Amount</i>	<i>Discount</i>	<i>Retention</i>	<i>PPS</i>
		\$APINVCE	1095	VIDEOGRAPHY FOR THE DANJOO	825.00		

Payment Details by Invoice

MUNICIPAL FUND



From Period 3 To Period 3 From Date 1/09/2020 To Date 30/09/2020

<i>Cheque/EFT Number</i>	<i>Payment Date</i>	<i>Payee</i>						<i>Payment Amount</i>
208165	17/09/2020	FOOD TECHNOLOGY SERVICES PTY LTD						19,702.69
		<i>Invoice Number</i>	<i>Payment Details</i>	<i>Amount</i>	<i>Discount</i>	<i>Retention</i>	<i>PPS</i>	
	\$APINVCE	00004656	FOOD TECHNOLOGY SERVICES FOOD BUSINESS	19,702.69				
208166	17/09/2020	ACE SECURITY AND EVENTS SERVICES						12,831.53
		<i>Invoice Number</i>	<i>Payment Details</i>	<i>Amount</i>	<i>Discount</i>	<i>Retention</i>	<i>PPS</i>	
	\$APINVCE	00006546	SECURITY FOR LIBRARY DURING OPENING HOUR	12,831.53				
208167	17/09/2020	WINDOW WIPERS						110.00
		<i>Invoice Number</i>	<i>Payment Details</i>	<i>Amount</i>	<i>Discount</i>	<i>Retention</i>	<i>PPS</i>	
	\$APINVCE	WW23513	VARIOUS SITES -WINDOW CLEANING - 2020/21	110.00				
208168	17/09/2020	OPM(2012)PTY LTD T/AS OSBORNE PARK MAZDA						19.20
		<i>Invoice Number</i>	<i>Payment Details</i>	<i>Amount</i>	<i>Discount</i>	<i>Retention</i>	<i>PPS</i>	
	\$APINVCE	25342J-A	REVERSAL OF CREDIT CM25342J	19.20				
208169	17/09/2020	HOBAN RECRUITMENT						4,634.40
		<i>Invoice Number</i>	<i>Payment Details</i>	<i>Amount</i>	<i>Discount</i>	<i>Retention</i>	<i>PPS</i>	
	\$APINVCE	H47350	HOBAN - LABOUR HIRE 20/21	4,634.40				
208170	17/09/2020	LE TOBOGGAN						414.50
		<i>Invoice Number</i>	<i>Payment Details</i>	<i>Amount</i>	<i>Discount</i>	<i>Retention</i>	<i>PPS</i>	
	\$APINVCE	LT-104706	LIBRARY STOCK - FOREIGN LANGUAGE BOOKS	414.50				
208171	17/09/2020	TRAVIS HAYTO PHOTOGRAPHY						2,359.50
		<i>Invoice Number</i>	<i>Payment Details</i>	<i>Amount</i>	<i>Discount</i>	<i>Retention</i>	<i>PPS</i>	
	\$APINVCE	00001813	CATHEDRAL SQUARE VIDEO	885.50				
	\$APINVCE	00001820	KINGS PARK - WILDFLOWER & ICONIC PLACES	1,474.00				
208172	17/09/2020	JOELZ PTY LTD T/AS BAX SERVICES						9,845.00
		<i>Invoice Number</i>	<i>Payment Details</i>	<i>Amount</i>	<i>Discount</i>	<i>Retention</i>	<i>PPS</i>	
	\$APINVCE	00000244	CLAISEBROOK CHANNEL CLEANING SERVICE	9,845.00				
208173	17/09/2020	MARK KELLY T/AS WIZARD TRAINING SOLUTIONS						3,630.00
		<i>Invoice Number</i>	<i>Payment Details</i>	<i>Amount</i>	<i>Discount</i>	<i>Retention</i>	<i>PPS</i>	
	\$APINVCE	WIZZ05	WIZARD TRAINING SOLUTIONS - ICITY VOLUNT	3,630.00				

Payment Details by Invoice

MUNICIPAL FUND



From Period 3 To Period 3
 From Date 1/09/2020 To Date 30/09/2020

<i>Cheque/EFT Number</i>	<i>Payment Date</i>	<i>Payee</i>						<i>Payment Amount</i>
208174	17/09/2020	ASSEMBLY & CO PTY LTD						10,768.45
		<i>Invoice Number</i>	<i>Payment Details</i>	<i>Amount</i>	<i>Discount</i>	<i>Retention</i>	<i>PPS</i>	
		\$APINVCE 1161	CATHEDRAL SQUARE CONTRIBUTIONS CLAUSE 4	9,346.70				
		\$APINVCE 1157	CATHEDRAL SQUARE CONTRIBUTIONS CLAUSE 4	1,421.75				
208175	17/09/2020	SUEZ RECYCLING & RECOVERY PTY LTD						14,532.21
		<i>Invoice Number</i>	<i>Payment Details</i>	<i>Amount</i>	<i>Discount</i>	<i>Retention</i>	<i>PPS</i>	
		\$APINVCE 39035411	PARKS REFUSE & GREENWASTE DISPOSAL	8,372.21				
		\$APINVCE 165194	SIDLIFT OPERATIONS OF CRAWLEY/NEDLANDS	6,160.00				
208176	17/09/2020	GRENSHED PTY LTD T/AS LIVING TURF						176.00
		<i>Invoice Number</i>	<i>Payment Details</i>	<i>Amount</i>	<i>Discount</i>	<i>Retention</i>	<i>PPS</i>	
		\$APINVCE 53480/01	SUPPLY 1 X 20LT ENDORSE	176.00				
208177	17/09/2020	JACOBS DOUWE EGBERTS AU PTY LTD						453.60
		<i>Invoice Number</i>	<i>Payment Details</i>	<i>Amount</i>	<i>Discount</i>	<i>Retention</i>	<i>PPS</i>	
		\$APINVCE 9280137357	COFFEE SUPPLIES FOR LEVEL 7 - 2020/21	453.60				
208178	17/09/2020	VOCUS PTY LTD						11,511.50
		<i>Invoice Number</i>	<i>Payment Details</i>	<i>Amount</i>	<i>Discount</i>	<i>Retention</i>	<i>PPS</i>	
		\$APINVCE P614378	YEAR 2 OF VOCUS INTERNET SERVICES CONTRA	11,511.50				
208179	17/09/2020	TAK SHUN DICKSON CHEUNG - TAKO PRINT SOLUTIONS						463.20
		<i>Invoice Number</i>	<i>Payment Details</i>	<i>Amount</i>	<i>Discount</i>	<i>Retention</i>	<i>PPS</i>	
		\$APINVCE INV-T15871	PRINTING OF BOOKMARKS AND POSTCARDS FOR	463.20				
208180	17/09/2020	BATTERIES PLUS						178.20
		<i>Invoice Number</i>	<i>Payment Details</i>	<i>Amount</i>	<i>Discount</i>	<i>Retention</i>	<i>PPS</i>	
		\$APINVCE 641452	NEW BATTERY FOR PARKS UTE	178.20				
208181	17/09/2020	DRY CLEANING EXPRESS PTY LTD T/AS DRYCLEAN &						115.50
		<i>Invoice Number</i>	<i>Payment Details</i>	<i>Amount</i>	<i>Discount</i>	<i>Retention</i>	<i>PPS</i>	
		\$APINVCE 1907	RANGER AND SURVEILLANCE DRY CLEANING 20-	38.50				
		\$APINVCE 1925	DRY CLEANING FOR PARKING INFORMATION OFF	46.20				
		\$APINVCE 1911	CPP OPS DRYCLEANING	30.80				

Payment Details by Invoice

MUNICIPAL FUND



From Period 3 To Period 3 From Date 1/09/2020 To Date 30/09/2020

<i>Cheque/EFT Number</i>	<i>Payment Date</i>	<i>Payee</i>					<i>Payment Amount</i>
208182	17/09/2020	AUSTRALIAN PARKING AND REVENUE CONTROL PTY LTD					7,603.20
		<i>Invoice Number</i>	<i>Payment Details</i>	<i>Amount</i>	<i>Discount</i>	<i>Retention</i>	<i>PPS</i>
		\$APINVCE	INV-00057231 PDA ENFORCEMENT SYSTEM HOSTING AND LICEN	7,603.20			
208183	17/09/2020	LOUISE RICHARDSON T/AS LOUISE RICHARDSON AND					1,100.01
		<i>Invoice Number</i>	<i>Payment Details</i>	<i>Amount</i>	<i>Discount</i>	<i>Retention</i>	<i>PPS</i>
		\$APINVCE	INV-0145 PROVISION OF STAKEHOLDER ENGAGEMENT	1,100.01			
208184	17/09/2020	TSTEE GREEN F/TRUST & TSTEE HOOD F/TRUST T/A OFFICE					1,623.93
		<i>Invoice Number</i>	<i>Payment Details</i>	<i>Amount</i>	<i>Discount</i>	<i>Retention</i>	<i>PPS</i>
		\$APINVCE	138258 CATERING MILK SUPPLIES	142.56			
		\$APINVCE	138252 RED ROOM AND LEVEL 4 MILK 2020-21	319.91			
		\$APINVCE	138251 MILK SUPPLY FOR LEVEL 5	142.56			
		\$APINVCE	138260 LEVEL ONE MILK ORDER - JULY 2020 ONWARD	117.04			
		\$APINVCE	138262 MILK SUPPLY FOR 11TH FLOOR COMMISSIONERS	10.56			
		\$APINVCE	138351 MILK SUPPLY FOR CITIPLACE REST CENTRE	47.52			
		\$APINVCE	138256 ICITY KIOSK MILK SUPPLY	21.12			
		\$APINVCE	138255 MILK - 2992 - LEVEL 7 (GOV & FIN)	145.16			
		\$APINVCE	138249 MILK SUPPLIES FOR LG HUB 2020/21 - ICT A	197.76			
		\$APINVCE	138257 LEVEL 8 MILK SUPPLIES	120.70			
		\$APINVCE	138254 MILK SUPPLY FOR LEVEL 2	253.44			
		\$APINVCE	138250 LEVEL ONE MILK ORDER - JULY 2020 ONWARD	105.60			
208185	17/09/2020	NEVERFAIL SPRINGWATER LIMITED					46.80
		<i>Invoice Number</i>	<i>Payment Details</i>	<i>Amount</i>	<i>Discount</i>	<i>Retention</i>	<i>PPS</i>
		\$APINVCE	864577 DRINKING WATER FOR PARKS CRIB ROOMS	46.80			
208186	17/09/2020	DULUXGROUP(AUSTRALIA)PTY LTD T/AS DULUX					37.63
		<i>Invoice Number</i>	<i>Payment Details</i>	<i>Amount</i>	<i>Discount</i>	<i>Retention</i>	<i>PPS</i>
		\$APINVCE	WC04-0132504 PAINT AND HARDWARE SUPPLIES FOR USE IN G	37.63			
208187	17/09/2020	GPC ASIA PACIFIC PTY LTD T/AS NAPA					444.62
		<i>Invoice Number</i>	<i>Payment Details</i>	<i>Amount</i>	<i>Discount</i>	<i>Retention</i>	<i>PPS</i>
		\$APINVCE	1870036203 REAR INDICATOR LIGHT FOR LARGE RUBBISH T	71.50			
		\$APINVCE	1870036177 REAR INDICATOR LIGHT FOR LARGE RUBBISH T	301.62			
		\$APINVCE	1870036117 REAR INDICATOR LIGHT FOR LARGE RUBBISH T	71.50			

Payment Details by Invoice

MUNICIPAL FUND



From Period 3 To Period 3 From Date 1/09/2020 To Date 30/09/2020

<i>Cheque/EFT Number</i>	<i>Payment Date</i>	<i>Payee</i>	<i>Amount</i>	<i>Discount</i>	<i>Retention</i>	<i>PPS</i>	<i>Payment Amount</i>
208188	17/09/2020	DATACOM SYSTEMS (AU) PTY LTD					1,601.13
		<i>Invoice Number</i> \$APINVCE INV985930	<i>Payment Details</i> KMM KEYBOARD MOUSE TERRACE RD HUT	1,601.13			
208189	17/09/2020	HERITAGE WAY PTY LTD (DOMUS NURSERY)					432.37
		<i>Invoice Number</i> \$APINVCE 145768	<i>Payment Details</i> SUPPLY & DELIVER 70 LOMANDRA LIME TUFF 1	432.37			
208190	17/09/2020	RICOH AUSTRALIA PTY LTD					4,434.54
		<i>Invoice Number</i> \$APINVCE 13492653	<i>Payment Details</i> BLANKET ORDER FOR 2020/21 COP RICOH CONT	4,434.54			
208191	17/09/2020	MELANIE DIWATA GRIFFITHS					150.00
		<i>Invoice Number</i> \$APINVCE 0190524	<i>Payment Details</i> ALWAYS ON - GIG GUIDE - AUGUST 2020 TO J	150.00			
208192	17/09/2020	THE TRUSTEE FOR TWO FEET AND A HEARTBEAT UNIT					726.00
		<i>Invoice Number</i> \$APINVCE 00014852	<i>Payment Details</i> ICONIC PERTH PLACES: CATHEDRAL SQUARE	726.00			
208193	17/09/2020	THE TRUSTEE FOR KOJONUP UNIT TRUST T/AS BJ SYSTEMS					1,320.00
		<i>Invoice Number</i> \$APINVCE 804516	<i>Payment Details</i> LIB 6 MONTH ACCESS CONTROL MAINTENANCE	1,320.00			
208194	17/09/2020	THE GRIFFITH FAMILY TRUST T/AS SUPERSTOCK SERVICES					125.60
		<i>Invoice Number</i> \$APINVCE 40424517	<i>Payment Details</i> FRUIT JUICE AND DAIRY PRODUCTS FOR THE C	50.40			
		\$APCREDIT 654511	THE GRIFFITH FA	(4.33)			
		\$APINVCE 40419111	MILK FOR CHILD CARE	79.53			
208195	17/09/2020	KNOWN ASSOCIATES INVESTMENTS PTY LTD T/AS KNOWN					16,585.84
		<i>Invoice Number</i> \$APINVCE INV-0129	<i>Payment Details</i> COLOUR INSTALLATIONS MALLS - EXPERIENCE	16,585.84			

Payment Details by Invoice

MUNICIPAL FUND



From Period 3 To Period 3 From Date 1/09/2020 To Date 30/09/2020

<i>Cheque/EFT Number</i>	<i>Payment Date</i>	<i>Payee</i>						<i>Payment Amount</i>
208196	17/09/2020	SELECT FRESH PTY LTD						176.08
		<i>Invoice Number</i>	<i>Payment Details</i>	<i>Amount</i>	<i>Discount</i>	<i>Retention</i>	<i>PPS</i>	
		\$APINVCE 280356	FRUIT AND VEG FOR CHILD CARE	146.18				
		\$APINVCE 280494	FRUIT AND VEGETABLES	29.90				
208197	17/09/2020	303 MULLENLOWE AUSTRALIA PTY LTD T/AS 303						6,789.66
		<i>Invoice Number</i>	<i>Payment Details</i>	<i>Amount</i>	<i>Discount</i>	<i>Retention</i>	<i>PPS</i>	
		\$APINVCE 5000712462	PRODUCTION AND FILMING COSTS FOR ALWAYS	6,789.55				
		\$APINVCE 5000712462	PRODUCTION AND FILMING COSTS FOR ALWAYS	0.11				
208198	17/09/2020	OFFICEASY PTY LTD T/AS OFFICE BASE						369.00
		<i>Invoice Number</i>	<i>Payment Details</i>	<i>Amount</i>	<i>Discount</i>	<i>Retention</i>	<i>PPS</i>	
		\$APINVCE INV-10293	C.HOUSE SIT STAND DESK MOUNT QU-15107	369.00				
208199	17/09/2020	INITIATIVE MEDIA AUSTRALIA PTY LTD						3,183.50
		<i>Invoice Number</i>	<i>Payment Details</i>	<i>Amount</i>	<i>Discount</i>	<i>Retention</i>	<i>PPS</i>	
		\$APINVCE 52254	MEDIA PLACEMENT FEES FOR ELECTION CAMPAI	24.61				
		\$APINVCE 52253	MEDIA PLACEMENT FEES FOR ELECTION CAMPAI	3,158.89				
208200	17/09/2020	WITH ARCHITECTURE STUDIO PTY LTD						3,168.00
		<i>Invoice Number</i>	<i>Payment Details</i>	<i>Amount</i>	<i>Discount</i>	<i>Retention</i>	<i>PPS</i>	
		\$APINVCE INV-2074	VARIATION TO CONTRACT NO 2 - CITY PLANNI	3,168.00				
208201	17/09/2020	GPC ASIA PACIFIC PTY LTD T/AS COVS						61.60
		<i>Invoice Number</i>	<i>Payment Details</i>	<i>Amount</i>	<i>Discount</i>	<i>Retention</i>	<i>PPS</i>	
		\$APINVCE 1640236671	CABIN FILTERS FOR LARGE RUBBISH TRUCKS,	61.60				
208202	17/09/2020	ELAN ENERGY MATRIX PTY LTD						156.34
		<i>Invoice Number</i>	<i>Payment Details</i>	<i>Amount</i>	<i>Discount</i>	<i>Retention</i>	<i>PPS</i>	
		\$APINVCE 003014	DISPOSAL OF TRUCK AND VEHICLE TYRES TO E	156.34				
208203	17/09/2020	STANTEC AUSTRALIA PTY LTD						12,333.76
		<i>Invoice Number</i>	<i>Payment Details</i>	<i>Amount</i>	<i>Discount</i>	<i>Retention</i>	<i>PPS</i>	
		\$APINVCE 258464	PIER ST CATENARY LIGHTING SYSTEM DESIGN	7,926.88				
		\$APINVCE 259666	PIER ST CATENARY LIGHTING SYSTEM DESIGN	4,406.88				

Payment Details by Invoice

MUNICIPAL FUND



From Period 3 To Period 3 From Date 1/09/2020 To Date 30/09/2020

<i>Cheque/EFT Number</i>	<i>Payment Date</i>	<i>Payee</i>						<i>Payment Amount</i>
208204	17/09/2020	PENNANT HOUSE PTY LTD T/AS PENNANT HOUSE						300.00
		<i>Invoice Number</i>	<i>Payment Details</i>	<i>Amount</i>	<i>Discount</i>	<i>Retention</i>	<i>PPS</i>	
	\$APINVCE	INV-0594	ANZ FLAG REPAIRS	300.00				
208205	17/09/2020	OHURA GROUP PTY LTD						962.50
		<i>Invoice Number</i>	<i>Payment Details</i>	<i>Amount</i>	<i>Discount</i>	<i>Retention</i>	<i>PPS</i>	
	\$APINVCE	INV-0092	INDUSTRIAL RELATIONS SUPPORT - AUGUST 20	962.50				
208206	17/09/2020	CHRISTOPHER WILLIAM GRIFFITHS T/ AS VISUAL						1,534.50
		<i>Invoice Number</i>	<i>Payment Details</i>	<i>Amount</i>	<i>Discount</i>	<i>Retention</i>	<i>PPS</i>	
	\$APINVCE	103562	VISIT PERTH BRANDED TEMPLATES MICROSOFT	1,534.50				
208207	17/09/2020	PEDDLE PERTH PTY LTD T/AS PEDDLE PERTH						500.00
		<i>Invoice Number</i>	<i>Payment Details</i>	<i>Amount</i>	<i>Discount</i>	<i>Retention</i>	<i>PPS</i>	
	\$APINVCE	INV-0380	GRANT PAID OUT ON PURCHASE ORDER 238015	500.00				
208208	17/09/2020	EQUILIBRIUM INTERACTIVE PTY LTD T/AS EQUILIBRIUM						16,545.06
		<i>Invoice Number</i>	<i>Payment Details</i>	<i>Amount</i>	<i>Discount</i>	<i>Retention</i>	<i>PPS</i>	
	\$APINVCE	8138	SEO SET UP AND MONTH 1 - EQU	4,224.00				
	\$APINVCE	8140	DATA AND ANALYTICS CONTRACT - EQU	6,865.00				
	\$APINVCE	8139	SEO SET UP AND MONTH 1 - EQU	5,456.00				
208209	17/09/2020	THE TRUSTEE FOR PAM FAMILY TRUST T/AS						4,653.00
		<i>Invoice Number</i>	<i>Payment Details</i>	<i>Amount</i>	<i>Discount</i>	<i>Retention</i>	<i>PPS</i>	
	\$APINVCE	PAM077	PUBLIC ART MAINTENANCE FOR ACCESSION #4	4,653.00				
208210	17/09/2020	MEGAN ANDERSON T/AS HANGDOG						368.00
		<i>Invoice Number</i>	<i>Payment Details</i>	<i>Amount</i>	<i>Discount</i>	<i>Retention</i>	<i>PPS</i>	
	\$APINVCE	INV984	PERFORMANCE FEE FOR INSPIRED BY DOGS AUT	368.00				
208211	17/09/2020	BLUE COLLAR PEOPLE						19,691.41
		<i>Invoice Number</i>	<i>Payment Details</i>	<i>Amount</i>	<i>Discount</i>	<i>Retention</i>	<i>PPS</i>	
	\$APINVCE	00148860	WAC DAYSHIFT LABOUR COSTS 24-8-20 TO 30-	9,165.96				
	\$APINVCE	00148861	HIRE OF BLUE COLLAR CARPENTER FOR 4 WEEK	2,059.42				
	\$APINVCE	00148859	LABOUR HIRE NIGHTSHIFT WE 1/9/20	8,466.03				

Payment Details by Invoice

MUNICIPAL FUND




From Period 3 To Period 3 From Date 1/09/2020 To Date 30/09/2020

<i>Cheque/EFT Number</i>	<i>Payment Date</i>	<i>Payee</i>					<i>Payment Amount</i>
208212	17/09/2020	BOC GASES AUSTRALIA LTD					128.87
		<i>Invoice Number</i>	<i>Payment Details</i>	<i>Amount</i>	<i>Discount</i>	<i>Retention</i>	<i>PPS</i>
	\$APINVCE	4026459757	HIRE OF GASES BOTTLES FOR DEPOT	128.87			
208213	17/09/2020	BUILDING & CONSTRUCTION INDUSTRY TRAININ					24,065.89
		<i>Invoice Number</i>	<i>Payment Details</i>	<i>Amount</i>	<i>Discount</i>	<i>Retention</i>	<i>PPS</i>
	\$APINVCE	140920	BCITF AS AT AUGUST 2020	24,065.89			
208214	17/09/2020	BUNNINGS BUILDING SUPPLIES P/L					879.74
		<i>Invoice Number</i>	<i>Payment Details</i>	<i>Amount</i>	<i>Discount</i>	<i>Retention</i>	<i>PPS</i>
	\$APINVCE	2010/01551487	WASTE & CLEANING DAYSHIFT - SANITATION &	271.25			
	\$APINVCE	2404/01363051	WASTE & CLEANING DAYSHIFT - SANITATION &	373.74			
	\$APINVCE	2404/01360907	3 X SHEETS CARTER HOLT HARVEY FORMRITE 2	234.75			
208215	17/09/2020	HOLCIM(AUSTRALIA)PTY LTD					351.56
		<i>Invoice Number</i>	<i>Payment Details</i>	<i>Amount</i>	<i>Discount</i>	<i>Retention</i>	<i>PPS</i>
	\$APINVCE	9407121854	255 SAINT GEORGES TCE SUPPLY OF 0.8 M3 O	351.56			
208216	17/09/2020	CABCHARGE AUSTRALIA PTY LTD					59.39
		<i>Invoice Number</i>	<i>Payment Details</i>	<i>Amount</i>	<i>Discount</i>	<i>Retention</i>	<i>PPS</i>
	\$APINVCE	01039951P2002	CABCHARGE LEVEL 2	59.39			
208217	17/09/2020	CAPITAL APPLIANCES PTY LTD T/AS CITY RETRAVISION					225.00
		<i>Invoice Number</i>	<i>Payment Details</i>	<i>Amount</i>	<i>Discount</i>	<i>Retention</i>	<i>PPS</i>
	\$APINVCE	60056451	LIBRARY -REPLACEMENT MICROWAVE LEVEL 1 K	225.00			
208218	17/09/2020	CFMEU MINING & ENERGY DIVISION					288.00
		<i>Invoice Number</i>	<i>Payment Details</i>	<i>Amount</i>	<i>Discount</i>	<i>Retention</i>	<i>PPS</i>
	\$HRPAYJNL	EF 11/09/2020	CFMEU	256.00			
	\$HRPAYJNL	F 11/09/2020	CFMEU	32.00			
208219	17/09/2020	CHILD SUPPORT AGENCY					1,967.69
		<i>Invoice Number</i>	<i>Payment Details</i>	<i>Amount</i>	<i>Discount</i>	<i>Retention</i>	<i>PPS</i>
	\$HRPAYJNL	F 11/09/2020	ATO CHILD SUPPORT AGENCY	699.93			
	\$HRPAYJNL	EF 11/09/2020	ATO CHILD SUPPORT AGENCY	1,267.76			

Payment Details by Invoice

MUNICIPAL FUND



From Period 3 To Period 3 From Date 1/09/2020 To Date 30/09/2020

<i>Cheque/EFT Number</i>	<i>Payment Date</i>	<i>Payee</i>						<i>Payment Amount</i>
208220	17/09/2020	PROSEGUR AUSTRALIA PTY LTD T/AS CHUBB SECURITY						7,778.28
		<i>Invoice Number</i>	<i>Payment Details</i>	<i>Amount</i>	<i>Discount</i>	<i>Retention</i>	<i>PPS</i>	
		\$APINVCE	M2751830	PARKING TICKET MACHINE CASH COUNTING AN	7,778.28			
208221	17/09/2020	CITY OF PERTH STAFF SOCIAL CLUB						854.00
		<i>Invoice Number</i>	<i>Payment Details</i>	<i>Amount</i>	<i>Discount</i>	<i>Retention</i>	<i>PPS</i>	
		\$HRPAYJNL	EF 11/09/2020	SOCIAL CLUB	21.00			
		\$HRPAYJNL	F 11/09/2020	SOCIAL CLUB	833.00			
208222	17/09/2020	DARDANUP BUTCHERING UNIT TRUST T/AS DARDANUP						1,042.59
		<i>Invoice Number</i>	<i>Payment Details</i>	<i>Amount</i>	<i>Discount</i>	<i>Retention</i>	<i>PPS</i>	
		\$APINVCE	BL539221	DARDANUP MEATS	624.47			
		\$APINVCE	BL538749	DARDANUP MEATS	418.12			
208223	17/09/2020	LANDGATE						214.28
		<i>Invoice Number</i>	<i>Payment Details</i>	<i>Amount</i>	<i>Discount</i>	<i>Retention</i>	<i>PPS</i>	
		\$APINVCE	359033-1000042	LANDGATE - VALUATIONS, TITLE SEARCHES &	214.28			
208224	17/09/2020	DILENA METAL SALES						148.00
		<i>Invoice Number</i>	<i>Payment Details</i>	<i>Amount</i>	<i>Discount</i>	<i>Retention</i>	<i>PPS</i>	
		\$APINVCE	147510	STEEL SHEETS REQUIRED FOR FABRICATION TO	148.00			
208225	17/09/2020	THE TRUSTEE FOR ILLION AUSTRALIA UNIT TRUST T/AS						1,137.29
		<i>Invoice Number</i>	<i>Payment Details</i>	<i>Amount</i>	<i>Discount</i>	<i>Retention</i>	<i>PPS</i>	
		\$APINVCE	931609	DEBT COLLECTION AND CREDIT RISK ASSESSME	1,056.00			
		\$APINVCE	933030	DEBT COLLECTION SERVICE TO RETRIEVE OVER	81.29			
208226	17/09/2020	FARINOSI & SONS PTY LTD						150.10
		<i>Invoice Number</i>	<i>Payment Details</i>	<i>Amount</i>	<i>Discount</i>	<i>Retention</i>	<i>PPS</i>	
		\$APINVCE	10974896	SUPPLY OF VARIOUS SIZES OF TREATED PINE	150.10			
208227	17/09/2020	HEALTH INSURANCE FUND OF WA						201.65
		<i>Invoice Number</i>	<i>Payment Details</i>	<i>Amount</i>	<i>Discount</i>	<i>Retention</i>	<i>PPS</i>	
		\$HRPAYJNL	F 11/09/2020	HEALTH INSURANCE FUND	201.65			

Payment Details by Invoice

MUNICIPAL FUND



From Period 3 To Period 3 From Date 1/09/2020 To Date 30/09/2020

<i>Cheque/EFT Number</i>	<i>Payment Date</i>	<i>Payee</i>					<i>Payment Amount</i>
208228	17/09/2020	HOSPITAL BENEFIT FUND OF WA					560.70
		<i>Invoice Number</i>	<i>Payment Details</i>	<i>Amount</i>	<i>Discount</i>	<i>Retention</i>	<i>PPS</i>
		\$HRPAYJNL EF 11/09/2020	HOSPITAL BENEFIT FUND	255.70			
		\$HRPAYJNL F 11/09/2020	HOSPITAL BENEFIT FUND	305.00			
208229	17/09/2020	JOHN TIERNEY					2,301.00
		<i>Invoice Number</i>	<i>Payment Details</i>	<i>Amount</i>	<i>Discount</i>	<i>Retention</i>	<i>PPS</i>
		\$APINVCE 00001745	VEHICLE CLEANING 20-21	1,174.00			
		\$APINVCE 00001746	RANGER CAR CLEANING SERVICES 20-21	450.00			
		\$APINVCE 00001748	VEHICLE CLEANING 20-21	37.00			
		\$APINVCE 00001747	VEHICLE CLEANING 20-21	640.00			
208230	17/09/2020	KONE ELEVATORS PTY LTD					339.77
		<i>Invoice Number</i>	<i>Payment Details</i>	<i>Amount</i>	<i>Discount</i>	<i>Retention</i>	<i>PPS</i>
		\$APINVCE 191926613	CAR PARK AUTO DOORS UNPLANNED	339.77			
208231	17/09/2020	BUCHER MUNICIPAL PTY LTD					1,620.44
		<i>Invoice Number</i>	<i>Payment Details</i>	<i>Amount</i>	<i>Discount</i>	<i>Retention</i>	<i>PPS</i>
		\$APINVCE 978004	LARGE PINS FOR URBIN COMPACTOR SLIDE SWE	916.23			
		\$APINVCE 978003	REPLACEMENT PARTS FOR BRUSH ARM ON	704.21			
208232	17/09/2020	MAJOR MOTORS PTY LTD					111.77
		<i>Invoice Number</i>	<i>Payment Details</i>	<i>Amount</i>	<i>Discount</i>	<i>Retention</i>	<i>PPS</i>
		\$APINVCE 945994	REPLACEMENT HEATER ROOF TRAY FOR LARGE I	111.77			
208233	17/09/2020	MALCOLM THOMPSON PUMPS PTY LTD					5,303.39
		<i>Invoice Number</i>	<i>Payment Details</i>	<i>Amount</i>	<i>Discount</i>	<i>Retention</i>	<i>PPS</i>
		\$APINVCE SLI21104816	UPGRADE OF FAULT PROBES AT THE PT FRASER	5,303.39			
208234	17/09/2020	MERCURY					68.68
		<i>Invoice Number</i>	<i>Payment Details</i>	<i>Amount</i>	<i>Discount</i>	<i>Retention</i>	<i>PPS</i>
		\$APINVCE CIMM4351435/6	COURIER FOR UNDER WARRANTY REPAIRS TO SA	68.68			
208235	17/09/2020	MINDARIE REGIONAL COUNCIL					30,912.80
		<i>Invoice Number</i>	<i>Payment Details</i>	<i>Amount</i>	<i>Discount</i>	<i>Retention</i>	<i>PPS</i>
		\$APINVCE SINV-042533	GREEN WASTE TIPPING FEES 20/21	731.81			
		\$APINVCE SINV-042488	PROVISION OF LANDFILL TIPPING - 20/21	30,180.99			

Payment Details by Invoice

MUNICIPAL FUND



From Period 3 To Period 3
 From Date 1/09/2020 To Date 30/09/2020

<i>Cheque/EFT Number</i>	<i>Payment Date</i>	<i>Payee</i>					<i>Payment Amount</i>
208236	17/09/2020	M P ROGERS & ASSOCIATES PTY LTD					248.90
		<i>Invoice Number</i>	<i>Payment Details</i>	<i>Amount</i>	<i>Discount</i>	<i>Retention</i>	<i>PPS</i>
		\$APINVCE	21079 MP ROGERS - CLAISEBROOK COVE RIVERWALL -	248.90			
208237	17/09/2020	LGRCEU					1,271.02
		<i>Invoice Number</i>	<i>Payment Details</i>	<i>Amount</i>	<i>Discount</i>	<i>Retention</i>	<i>PPS</i>
		\$HRPAYJNL	F 11/09/2020 LGRCEU	184.50			
		\$HRPAYJNL	EF 11/09/2020 LGRCEU	1,086.52			
208238	17/09/2020	NVMS PTY LTD					1,265.00
		<i>Invoice Number</i>	<i>Payment Details</i>	<i>Amount</i>	<i>Discount</i>	<i>Retention</i>	<i>PPS</i>
		\$APINVCE	1000-2626-2020 NVMS LOCAL GOVERNMENT ENV. NOISE TRAININ	1,265.00			
208239	17/09/2020	PARALLAX PRODUCTIONS PTY LTD					1,744.60
		<i>Invoice Number</i>	<i>Payment Details</i>	<i>Amount</i>	<i>Discount</i>	<i>Retention</i>	<i>PPS</i>
		\$APINVCE	INV-0552 DE-INSTALLATION OF SATELLIGHT EXHIBITION	820.60			
		\$APINVCE	INV-0553 ARTWORK MOVEMENTS AND CLEAN UP OF	500.50			
		\$APINVCE	INV-0551 FABRICATION OF CRATE LID FOR BRENDAN VAN	423.50			
208240	17/09/2020	RSEA PTY LTD					320.61
		<i>Invoice Number</i>	<i>Payment Details</i>	<i>Amount</i>	<i>Discount</i>	<i>Retention</i>	<i>PPS</i>
		\$APINVCE	10675618 SAFETY BOOTS NIGHTSHIFT - STUART LEE	162.25			
		\$APINVCE	10673517 SAFETY WORK BOOTS FOR E BANAZIS.	158.36			
208241	17/09/2020	ST JOHN AMBULANCE AUSTRALIA					120.00
		<i>Invoice Number</i>	<i>Payment Details</i>	<i>Amount</i>	<i>Discount</i>	<i>Retention</i>	<i>PPS</i>
		\$APINVCE	FAINV00497107 FIRST AID TRAINING - CARL BOWMAN - FLOOR	120.00			
208242	17/09/2020	FUJI XEROX BUSINESSFORCE PTY LTD					1,637.27
		<i>Invoice Number</i>	<i>Payment Details</i>	<i>Amount</i>	<i>Discount</i>	<i>Retention</i>	<i>PPS</i>
		\$APINVCE	662089709 INFRINGEMENT REMINDER AND FINAL DEMAND	1,128.20			
		\$APINVCE	661089709 INFRINGEMENT REMINDER AND FINAL DEMAND	509.07			
208243	17/09/2020	SCHINDLER LIFTS PTY LTD					33,217.25
		<i>Invoice Number</i>	<i>Payment Details</i>	<i>Amount</i>	<i>Discount</i>	<i>Retention</i>	<i>PPS</i>
		\$APINVCE	4686618027 FORREST PLACE - REPLACE ESCALATOR STEPS	33,217.25			

Payment Details by Invoice

MUNICIPAL FUND



From Period 3 To Period 3 From Date 1/09/2020 To Date 30/09/2020

<i>Cheque/EFT Number</i>	<i>Payment Date</i>	<i>Payee</i>						<i>Payment Amount</i>
208244	17/09/2020	STS HEALTH						634.07
		<i>Invoice Number</i>	<i>Payment Details</i>	<i>Amount</i>	<i>Discount</i>	<i>Retention</i>	<i>PPS</i>	
		\$APINVCE	20022238	AUTOCLAVE SERVICE.	634.07			
208245	17/09/2020	SPANDEX ASIA PACIFIC P/L						1,746.88
		<i>Invoice Number</i>	<i>Payment Details</i>	<i>Amount</i>	<i>Discount</i>	<i>Retention</i>	<i>PPS</i>	
		\$APINVCE	1221730243	BIG STAR FOR CHRISTMAS DECORATIONS PURCH	1,746.88			
208246	17/09/2020	CSP GROUP PTY LTD T/AS STIHL SHOP OSBORNE PARK						667.35
		<i>Invoice Number</i>	<i>Payment Details</i>	<i>Amount</i>	<i>Discount</i>	<i>Retention</i>	<i>PPS</i>	
		\$APINVCE	60915	GENERAL SERVICING FOR PARKS BLOWER / TOO	169.10			
		\$APINVCE	60912	GENERAL SERVICING FOR PARKS BLOWER / TOO	68.00			
		\$APINVCE	60883#5	REPLACEMENT AIR FILTERS FOR PARKS MINOR	65.85			
		\$APINVCE	60914	GENERAL SERVICING FOR PARKS BLOWER / TOO	116.90			
		\$APINVCE	60925#7	REPLACEMENT CHOKE NEEDED FOR SPM	45.00			
		\$APINVCE	60916	GENERAL SERVICING FOR PARKS BLOWER / TOO	144.50			
		\$APINVCE	60913	GENERAL SERVICING FOR PARKS BLOWER / TOO	58.00			
208247	17/09/2020	WATERLOGIC AUSTRALIA PTY LTD						62.70
		<i>Invoice Number</i>	<i>Payment Details</i>	<i>Amount</i>	<i>Discount</i>	<i>Retention</i>	<i>PPS</i>	
		\$APINVCE	02109179	WATER COOLER RENTAL FOR COMMUNITY	62.70			
208248	17/09/2020	TOWN OF VICTORIA PARK						15,736.75
		<i>Invoice Number</i>	<i>Payment Details</i>	<i>Amount</i>	<i>Discount</i>	<i>Retention</i>	<i>PPS</i>	
		\$APINVCE	170920	PARKING FEE COLLECTION 3/9/20-9/9/20	15,736.75			
208249	17/09/2020	TURF CARE WA PTY LTD						458.50
		<i>Invoice Number</i>	<i>Payment Details</i>	<i>Amount</i>	<i>Discount</i>	<i>Retention</i>	<i>PPS</i>	
		\$APINVCE	INV-0999	IRONMAN LIQUID FERTILISER APPLICATION. S	458.50			
208250	17/09/2020	ULTIMO CATERING & EVENTS PTY LTD						680.95
		<i>Invoice Number</i>	<i>Payment Details</i>	<i>Amount</i>	<i>Discount</i>	<i>Retention</i>	<i>PPS</i>	
		\$APINVCE	00409807	COP CATERING SUPPLIES	114.40			
		\$APINVCE	00409825	COP CATERING SUPPLIES	213.45			
		\$APINVCE	00409824	COP CATERING SUPPLIES	118.80			
		\$APINVCE	00409808	COP CATERING SUPPLIES	234.30			

Payment Details by Invoice

MUNICIPAL FUND



From Period 3 To Period 3
 From Date 1/09/2020 To Date 30/09/2020

<i>Cheque/EFT Number</i>	<i>Payment Date</i>	<i>Payee</i>					<i>Payment Amount</i>
208251	17/09/2020	UES (INTL) PTY LTD T/AS UES INTERNATIONAL					120.78

<i>Invoice Number</i>	<i>Payment Details</i>	<i>Amount</i>	<i>Discount</i>	<i>Retention</i>	<i>PPS</i>
\$APINVCE INV60-00028268	WHEEL CHOCKS TO ADDRESS OUR SMALL	120.78			

Payment Details by Invoice

MUNICIPAL FUND



From Period 3 To Period 3
 From Date 1/09/2020 To Date 30/09/2020

<i>Cheque/EFT Number</i>	<i>Payment Date</i>	<i>Payee</i>	<i>Payment Amount</i>
208252	17/09/2020	WA LOCAL GOVT SUPER PLAN P/L	78,326.20

	<i>Invoice Number</i>	<i>Payment Details</i>	<i>Amount</i>	<i>Discount</i>	<i>Retention</i>	<i>PPS</i>
\$HRPAYJNL	EF 11/09/2020	SGC COMPULSORY - EMPLOYER	713.63			
\$HRPAYJNL	F 11/09/2020	5% COUNCIL MATCHED COMPANY	194.53			
\$HRPAYJNL	F 11/09/2020	SGC COMPULSORY - EMPLOYER	443.64			
\$HRPAYJNL	F 11/09/2020	SGC COMPULSORY - EMPLOYER	251.56			
\$HRPAYJNL	F 11/09/2020	5% COUNCIL MATCHED COMPANY	148.20			
\$HRPAYJNL	F 11/09/2020	SGC COMPULSORY - EMPLOYER	384.37			
\$HRPAYJNL	EF 11/09/2020	5% COUNCIL MATCHED COMPANY	239.78			
\$HRPAYJNL	EF 11/09/2020	5% COUNCIL MATCHED COMPANY	43.42			
\$HRPAYJNL	F 11/09/2020	5% COUNCIL MATCHED COMPANY	414.37			
\$HRPAYJNL	EF 11/09/2020	5% COUNCIL MATCHED COMPANY	101.00			
\$HRPAYJNL	F 11/09/2020	SGC COMPULSORY - EMPLOYER	691.41			
\$HRPAYJNL	F 11/09/2020	SGC COMPULSORY - EMPLOYER	12.97			
\$HRPAYJNL	F 11/09/2020	5% COUNCIL MATCHED COMPANY	29.24			
\$HRPAYJNL	F 11/09/2020	SGC COMPULSORY - EMPLOYER	632.46			
\$HRPAYJNL	F 11/09/2020	SGC COMPULSORY - EMPLOYER	280.77			
\$HRPAYJNL	F 11/09/2020	5% COUNCIL MATCHED COMPANY	29.24			
\$HRPAYJNL	F 11/09/2020	SGC COMPULSORY - EMPLOYER	243.59			
\$HRPAYJNL	F 11/09/2020	SGC COMPULSORY - EMPLOYER	12.97			
\$HRPAYJNL	F 11/09/2020	5% COUNCIL MATCHED COMPANY	245.80			
\$HRPAYJNL	F 11/09/2020	SGC COMPULSORY - EMPLOYER	654.16			
\$HRPAYJNL	F 11/09/2020	5% COUNCIL MATCHED COMPANY	335.84			
\$HRPAYJNL	F 11/09/2020	5% COUNCIL MATCHED COMPANY	42.00			
\$HRPAYJNL	F 11/09/2020	SGC COMPULSORY - EMPLOYER	503.17			
\$HRPAYJNL	F 11/09/2020	SGC COMPULSORY - EMPLOYER	603.14			
\$HRPAYJNL	F 11/09/2020	SGC COMPULSORY - EMPLOYER	799.10			
\$HRPAYJNL	F 11/09/2020	SGC COMPULSORY - EMPLOYER	5.96			
\$HRPAYJNL	F 11/09/2020	5% COUNCIL MATCHED COMPANY	29.24			
\$HRPAYJNL	F 11/09/2020	5% COUNCIL MATCHED COMPANY	245.77			
\$HRPAYJNL	F 11/09/2020	5% COUNCIL MATCHED COMPANY	140.33			
\$HRPAYJNL	F 11/09/2020	SGC COMPULSORY - EMPLOYER	170.82			
\$HRPAYJNL	F 11/09/2020	SGC COMPULSORY - EMPLOYER	92.34			
\$HRPAYJNL	F 11/09/2020	CC SCHEME EMPLOYEE CONTRIBUTION - POSTTA	1,568.60			
\$HRPAYJNL	F 11/09/2020	SGC COMPULSORY - EMPLOYER	773.79			
\$HRPAYJNL	F 11/09/2020	SGC COMPULSORY - EMPLOYER	171.98			

Payment Details by Invoice

MUNICIPAL FUND



From Period 3 To Period 3
 From Date 1/09/2020 To Date 30/09/2020

<i>Cheque/EFT Number</i>	<i>Payment Date</i>	<i>Payee</i>	<i>Payment Amount</i>
\$HRPAYJNL	F 11/09/2020	SGC COMPULSORY - EMPLOYER	640.45
\$HRPAYJNL	F 11/09/2020	5% COUNCIL MATCHED COMPANY	91.32
\$HRPAYJNL	EF 11/09/2020	SGC COMPULSORY - EMPLOYER	165.01
\$HRPAYJNL	F 11/09/2020	SGC COMPULSORY - EMPLOYER	1,592.86
\$HRPAYJNL	F 11/09/2020	SGC COMPULSORY - EMPLOYER	131.35
\$HRPAYJNL	EF 11/09/2020	EMPLOYEE CONTRIBUTION - PRETAX (%)	519.34
\$HRPAYJNL	F 11/09/2020	SGC COMPULSORY - EMPLOYER	92.34
\$HRPAYJNL	F 11/09/2020	SGC COMPULSORY - EMPLOYER	63.49
\$HRPAYJNL	F 11/09/2020	SGC COMPULSORY - EMPLOYER	129.90
\$HRPAYJNL	F 11/09/2020	5% COUNCIL MATCHED COMPANY	179.45
\$HRPAYJNL	F 11/09/2020	SGC COMPULSORY - EMPLOYER	1,335.64
\$HRPAYJNL	F 11/09/2020	SGC COMPULSORY - EMPLOYER	455.70
\$HRPAYJNL	F 11/09/2020	5% COUNCIL MATCHED COMPANY	69.14
\$HRPAYJNL	F 11/09/2020	5% COUNCIL MATCHED COMPANY	458.09
\$HRPAYJNL	EF 11/09/2020	5% COUNCIL MATCHED COMPANY	64.67
\$HRPAYJNL	EF 11/09/2020	SGC COMPULSORY - EMPLOYER	417.37
\$HRPAYJNL	F 11/09/2020	SGC COMPULSORY - EMPLOYER	73.15
\$HRPAYJNL	F 11/09/2020	SGC COMPULSORY - EMPLOYER	170.81
\$HRPAYJNL	EF 11/09/2020	5% COUNCIL MATCHED COMPANY	675.18
\$HRPAYJNL	F 11/09/2020	5% COUNCIL MATCHED COMPANY	29.24
\$HRPAYJNL	F 11/09/2020	SGC COMPULSORY - EMPLOYER	451.69
\$HRPAYJNL	F 11/09/2020	SGC COMPULSORY - EMPLOYER	73.15
\$HRPAYJNL	F 11/09/2020	SGC COMPULSORY - EMPLOYER	312.76
\$HRPAYJNL	EF 11/09/2020	SGC COMPULSORY - EMPLOYER	1,580.70
\$HRPAYJNL	F 11/09/2020	5% COUNCIL MATCHED COMPANY	38.50
\$HRPAYJNL	F 11/09/2020	5% COUNCIL MATCHED COMPANY	38.50
\$HRPAYJNL	F 11/09/2020	SGC COMPULSORY - EMPLOYER	223.22
\$HRPAYJNL	F 11/09/2020	5% COUNCIL MATCHED COMPANY	375.00
\$HRPAYJNL	F 11/09/2020	SGC COMPULSORY - EMPLOYER	629.46
\$HRPAYJNL	F 11/09/2020	SGC COMPULSORY - EMPLOYER	1,280.97
\$HRPAYJNL	F 11/09/2020	SGC COMPULSORY - EMPLOYER	473.51
\$HRPAYJNL	F 11/09/2020	5% COUNCIL MATCHED COMPANY	142.09
\$HRPAYJNL	F 11/09/2020	SGC COMPULSORY - EMPLOYER	305.80
\$HRPAYJNL	F 11/09/2020	5% COUNCIL MATCHED COMPANY	142.95
\$HRPAYJNL	F 11/09/2020	5% COUNCIL MATCHED COMPANY	285.65
\$HRPAYJNL	F 11/09/2020	SGC COMPULSORY - EMPLOYER	65.10
\$HRPAYJNL	EF 11/09/2020	SGC COMPULSORY - EMPLOYER	266.04

Payment Details by Invoice

MUNICIPAL FUND



From Period 3 To Period 3 From Date 1/09/2020 To Date 30/09/2020

<i>Cheque/EFT Number</i>	<i>Payment Date</i>	<i>Payee</i>	<i>Payment Amount</i>
\$HRPAYJNL	F 11/09/2020	SGC COMPULSORY - EMPLOYER	647.90
\$HRPAYJNL	F 11/09/2020	SGC COMPULSORY - EMPLOYER	73.15
\$HRPAYJNL	F 11/09/2020	SGC COMPULSORY - EMPLOYER	14.89
\$HRPAYJNL	F 11/09/2020	SGC COMPULSORY - EMPLOYER	223.22
\$HRPAYJNL	F 11/09/2020	5% COUNCIL MATCHED COMPANY	33.42
\$HRPAYJNL	F 11/09/2020	SGC COMPULSORY - EMPLOYER	567.42
\$HRPAYJNL	F 11/09/2020	5% COUNCIL MATCHED COMPANY	38.50
\$HRPAYJNL	F 11/09/2020	5% COUNCIL MATCHED COMPANY	142.09
\$HRPAYJNL	F 11/09/2020	5% COUNCIL MATCHED COMPANY	38.50
\$HRPAYJNL	F 11/09/2020	SGC COMPULSORY - EMPLOYER	1,212.57
\$HRPAYJNL	F 11/09/2020	5% COUNCIL MATCHED COMPANY	234.09
\$HRPAYJNL	F 11/09/2020	SGC COMPULSORY - EMPLOYER	73.15
\$HRPAYJNL	F 11/09/2020	SGC COMPULSORY - EMPLOYER	806.05
\$HRPAYJNL	F 11/09/2020	CC SCHEME EMPLOYEE CONTRIBUTION - PRETAX	8,544.19
\$HRPAYJNL	F 11/09/2020	SGC COMPULSORY - EMPLOYER	499.32
\$HRPAYJNL	F 11/09/2020	SGC COMPULSORY - EMPLOYER	126.86
\$HRPAYJNL	F 11/09/2020	5% COUNCIL MATCHED COMPANY	65.81
\$HRPAYJNL	EF 11/09/2020	5% COUNCIL MATCHED COMPANY	130.59
\$HRPAYJNL	EF 11/09/2020	5% COUNCIL MATCHED COMPANY	140.02
\$HRPAYJNL	EF 11/09/2020	5% COUNCIL MATCHED COMPANY	145.94
\$HRPAYJNL	F 11/09/2020	5% COUNCIL MATCHED COMPANY	196.73
\$HRPAYJNL	F 11/09/2020	SGC COMPULSORY - EMPLOYER	2,317.32
\$HRPAYJNL	F 11/09/2020	SGC COMPULSORY - EMPLOYER	749.19
\$HRPAYJNL	F 11/09/2020	SGC COMPULSORY - EMPLOYER	367.94
\$HRPAYJNL	F 11/09/2020	SGC COMPULSORY - EMPLOYER	302.80
\$HRPAYJNL	EF 11/09/2020	SGC COMPULSORY - EMPLOYER	699.95
\$HRPAYJNL	F 11/09/2020	5% COUNCIL MATCHED COMPANY	160.56
\$HRPAYJNL	EF 11/09/2020	SGC COMPULSORY - EMPLOYER	488.91
\$HRPAYJNL	F 11/09/2020	5% COUNCIL MATCHED COMPANY	289.86
\$HRPAYJNL	F 11/09/2020	SGC COMPULSORY - EMPLOYER	126.86
\$HRPAYJNL	F 11/09/2020	SGC COMPULSORY - EMPLOYER	1,213.66
\$HRPAYJNL	F 11/09/2020	SGC COMPULSORY - EMPLOYER	1,074.38
\$HRPAYJNL	F 11/09/2020	5% COUNCIL MATCHED COMPANY	29.24
\$HRPAYJNL	F 11/09/2020	SGC COMPULSORY - EMPLOYER	605.14
\$HRPAYJNL	F 11/09/2020	5% COUNCIL MATCHED COMPANY	29.24
\$HRPAYJNL	F 11/09/2020	SGC COMPULSORY - EMPLOYER	179.42
\$HRPAYJNL	EF 11/09/2020	SGC COMPULSORY - EMPLOYER	82.50

Payment Details by Invoice

MUNICIPAL FUND



From Period 3 To Period 3
 From Date 1/09/2020 To Date 30/09/2020

<i>Cheque/EFT Number</i>	<i>Payment Date</i>	<i>Payee</i>	<i>Payment Amount</i>
\$HRPAYJNL	F 11/09/2020	SGC COMPULSORY - EMPLOYER	1,198.76
\$HRPAYJNL	F 11/09/2020	SGC COMPULSORY - EMPLOYER	325.17
\$HRPAYJNL	F 11/09/2020	SGC COMPULSORY - EMPLOYER	194.57
\$HRPAYJNL	F 11/09/2020	SGC COMPULSORY - EMPLOYER	697.98
\$HRPAYJNL	F 11/09/2020	5% COUNCIL MATCHED COMPANY	216.70
\$HRPAYJNL	EF 11/09/2020	5% COUNCIL MATCHED COMPANY	310.45
\$HRPAYJNL	F 11/09/2020	SGC COMPULSORY - EMPLOYER	411.73
\$HRPAYJNL	F 11/09/2020	5% COUNCIL MATCHED COMPANY	174.64
\$HRPAYJNL	F 11/09/2020	SGC COMPULSORY - EMPLOYER	55.55
\$HRPAYJNL	F 11/09/2020	SGC COMPULSORY - EMPLOYER	73.15
\$HRPAYJNL	F 11/09/2020	5% COUNCIL MATCHED COMPANY	227.37
\$HRPAYJNL	F 11/09/2020	SGC COMPULSORY - EMPLOYER	1,480.98
\$HRPAYJNL	F 11/09/2020	5% COUNCIL MATCHED COMPANY	29.24
\$HRPAYJNL	F 11/09/2020	5% COUNCIL MATCHED COMPANY	33.39
\$HRPAYJNL	F 11/09/2020	5% COUNCIL MATCHED COMPANY	29.24
\$HRPAYJNL	F 11/09/2020	EMPLOYEE CONTRIBUTION - PRETAX (%)	1,917.90
\$HRPAYJNL	F 11/09/2020	5% COUNCIL MATCHED COMPANY	159.52
\$HRPAYJNL	F 11/09/2020	5% COUNCIL MATCHED COMPANY	29.24
\$HRPAYJNL	F 11/09/2020	5% COUNCIL MATCHED COMPANY	79.09
\$HRPAYJNL	F 11/09/2020	CC SCHEME EMPLOYEE CONTRIBUTION - PRETAX	111.10
\$HRPAYJNL	F 11/09/2020	5% COUNCIL MATCHED COMPANY	173.42
\$HRPAYJNL	F 11/09/2020	5% COUNCIL MATCHED COMPANY	93.65
\$HRPAYJNL	F 11/09/2020	SGC COMPULSORY - EMPLOYER	920.54
\$HRPAYJNL	F 11/09/2020	SGC COMPULSORY - EMPLOYER	352.13
\$HRPAYJNL	EF 11/09/2020	CC SCHEME EMPLOYEE CONTRIBUTION - PRETAX	1,675.24
\$HRPAYJNL	F 11/09/2020	SGC COMPULSORY - EMPLOYER	55.55
\$HRPAYJNL	F 11/09/2020	SGC COMPULSORY - EMPLOYER	244.88
\$HRPAYJNL	EF 11/09/2020	SGC COMPULSORY - EMPLOYER	1,152.47
\$HRPAYJNL	EF 11/09/2020	CC SCHEME EMPLOYEE CONTRIBUTION - POSTTA	513.93
\$HRPAYJNL	EF 11/09/2020	SGC COMPULSORY - EMPLOYER	973.33
\$HRPAYJNL	F 11/09/2020	5% COUNCIL MATCHED COMPANY	56.66
\$HRPAYJNL	F 11/09/2020	5% COUNCIL MATCHED COMPANY	38.50
\$HRPAYJNL	F 11/09/2020	5% COUNCIL MATCHED COMPANY	13.00
\$HRPAYJNL	F 11/09/2020	5% COUNCIL MATCHED COMPANY	216.70
\$HRPAYJNL	F 11/09/2020	5% COUNCIL MATCHED COMPANY	29.24
\$HRPAYJNL	F 11/09/2020	5% COUNCIL MATCHED COMPANY	422.07
\$HRPAYJNL	F 11/09/2020	SGC COMPULSORY - EMPLOYER	179.42

Payment Details by Invoice

MUNICIPAL FUND



From Period 3 To Period 3
 From Date 1/09/2020 To Date 30/09/2020

<i>Cheque/EFT Number</i>	<i>Payment Date</i>	<i>Payee</i>	<i>Payment Amount</i>
\$HRPAYJNL	F 11/09/2020	SGC COMPULSORY - EMPLOYER	762.26
\$HRPAYJNL	F 11/09/2020	SGC COMPULSORY - EMPLOYER	358.85
\$HRPAYJNL	F 11/09/2020	SGC COMPULSORY - EMPLOYER	173.52
\$HRPAYJNL	F 11/09/2020	SGC COMPULSORY - EMPLOYER	683.79
\$HRPAYJNL	F 11/09/2020	SGC COMPULSORY - EMPLOYER	102.93
\$HRPAYJNL	F 11/09/2020	SGC COMPULSORY - EMPLOYER	158.59
\$HRPAYJNL	F 11/09/2020	SGC COMPULSORY - EMPLOYER	280.77
\$HRPAYJNL	F 11/09/2020	SGC COMPULSORY - EMPLOYER	126.86
\$HRPAYJNL	F 11/09/2020	SGC COMPULSORY - EMPLOYER	458.64
\$HRPAYJNL	F 11/09/2020	SGC COMPULSORY - EMPLOYER	1,329.01
\$HRPAYJNL	F 11/09/2020	SGC COMPULSORY - EMPLOYER	244.88
\$HRPAYJNL	F 11/09/2020	SGC COMPULSORY - EMPLOYER	55.55
\$HRPAYJNL	F 11/09/2020	SGC COMPULSORY - EMPLOYER	595.55
\$HRPAYJNL	F 11/09/2020	SGC COMPULSORY - EMPLOYER	73.15
\$HRPAYJNL	F 11/09/2020	SGC COMPULSORY - EMPLOYER	132.72
\$HRPAYJNL	F 11/09/2020	SGC COMPULSORY - EMPLOYER	562.31
\$HRPAYJNL	F 11/09/2020	EMPLOYEE CONTRIBUTION - PRETAX (\$)	591.01
\$HRPAYJNL	F 11/09/2020	5% COUNCIL MATCHED COMPANY	94.43
\$HRPAYJNL	EF 11/09/2020	5% COUNCIL MATCHED COMPANY	86.85
\$HRPAYJNL	EF 11/09/2020	SGC COMPULSORY - EMPLOYER	228.27
\$HRPAYJNL	F 11/09/2020	5% COUNCIL MATCHED COMPANY	417.73
\$HRPAYJNL	F 11/09/2020	5% COUNCIL MATCHED COMPANY	241.39
\$HRPAYJNL	F 11/09/2020	5% COUNCIL MATCHED COMPANY	401.18
\$HRPAYJNL	F 11/09/2020	5% COUNCIL MATCHED COMPANY	259.11
\$HRPAYJNL	F 11/09/2020	5% COUNCIL MATCHED COMPANY	23.34
\$HRPAYJNL	F 11/09/2020	5% COUNCIL MATCHED COMPANY	38.50
\$HRPAYJNL	F 11/09/2020	5% COUNCIL MATCHED COMPANY	38.50
\$HRPAYJNL	F 11/09/2020	5% COUNCIL MATCHED COMPANY	29.24
\$HRPAYJNL	F 11/09/2020	SGC COMPULSORY - EMPLOYER	1,069.98
\$HRPAYJNL	F 11/09/2020	SGC COMPULSORY - EMPLOYER	388.09
\$HRPAYJNL	F 11/09/2020	SGC COMPULSORY - EMPLOYER	429.03
\$HRPAYJNL	F 11/09/2020	SGC COMPULSORY - EMPLOYER	369.61
\$HRPAYJNL	F 11/09/2020	SGC COMPULSORY - EMPLOYER	312.76
\$HRPAYJNL	F 11/09/2020	SGC COMPULSORY - EMPLOYER	1,646.53
\$HRPAYJNL	F 11/09/2020	SGC COMPULSORY - EMPLOYER	591.94
\$HRPAYJNL	F 11/09/2020	SGC COMPULSORY - EMPLOYER	1,592.83
\$HRPAYJNL	F 11/09/2020	SGC COMPULSORY - EMPLOYER	6.49

Payment Details by Invoice

MUNICIPAL FUND



From Period 3 To Period 3 From Date 1/09/2020 To Date 30/09/2020

<i>Cheque/EFT Number</i>	<i>Payment Date</i>	<i>Payee</i>		<i>Amount</i>	<i>Discount</i>	<i>Retention</i>	<i>PPS</i>	<i>Payment Amount</i>
		\$HRPAYJNL	F 11/09/2020	SGC COMPULSORY - EMPLOYER	249.59			
		\$HRPAYJNL	F 11/09/2020	SGC COMPULSORY - EMPLOYER	293.76			
208253	17/09/2020	WARP PTY LTD						11,766.42
			<u>Invoice Number</u>	<u>Payment Details</u>	<u>Amount</u>	<u>Discount</u>	<u>Retention</u>	<u>PPS</u>
		\$APINVCE	8306452	INVOICE 8306452 FOR SERVICES PROVIDED 25	9,136.68			
		\$APINVCE	8306992	PROVIDE TRAFFIC MANAGEMENT	2,629.74			
208254	17/09/2020	WEST AUSTRALIAN LOCAL GOVERNMENT ASSOC						7,000.00
			<u>Invoice Number</u>	<u>Payment Details</u>	<u>Amount</u>	<u>Discount</u>	<u>Retention</u>	<u>PPS</u>
		\$APINVCE	13083791	COUNCIL MEMBER ESSENTIALS ELEARNING	7,000.00			
208255	17/09/2020	STEFNA FAMILY TRUST T/AS WEST TIP WASTE						5,919.31
			<u>Invoice Number</u>	<u>Payment Details</u>	<u>Amount</u>	<u>Discount</u>	<u>Retention</u>	<u>PPS</u>
		\$APINVCE	00051177	STREET SWEEPING COLLECTION & WASTE TIPPI	5,051.46			
		\$APINVCE	00051176	BULK INERT WASTE AUGUST	867.85			
208256	17/09/2020	JOSHUA WEBB						59.95
			<u>Invoice Number</u>	<u>Payment Details</u>	<u>Amount</u>	<u>Discount</u>	<u>Retention</u>	<u>PPS</u>
		\$APINVCE	090720	HEALTHY LIFESTYLE PAYMENT	59.95			
208257	17/09/2020	NEIL C FERNANDES						793.04
			<u>Invoice Number</u>	<u>Payment Details</u>	<u>Amount</u>	<u>Discount</u>	<u>Retention</u>	<u>PPS</u>
		\$APINVCE	25082020	RFD PARKING DAYS & FEES	793.04			
208258	17/09/2020	DRAINFLOW SERVICES PTY LTD						315.00
			<u>Invoice Number</u>	<u>Payment Details</u>	<u>Amount</u>	<u>Discount</u>	<u>Retention</u>	<u>PPS</u>
		\$APINVCE	090920	PARTIAL REFUND OF 10 BAYS 1 NIGHT	315.00			
208259	17/09/2020	AUSTRALIAN CHINESE TIMES						500.00
			<u>Invoice Number</u>	<u>Payment Details</u>	<u>Amount</u>	<u>Discount</u>	<u>Retention</u>	<u>PPS</u>
		\$CANCHQ	208259	ANZ	500.00			
208260	17/09/2020	BAILAR PRODUCTIONS PTY LTD						230.10
			<u>Invoice Number</u>	<u>Payment Details</u>	<u>Amount</u>	<u>Discount</u>	<u>Retention</u>	<u>PPS</u>
		\$APINVCE	110920	PERMIT REFUND - 3/74 WELLINGTON ST	230.10			

Payment Details by Invoice

MUNICIPAL FUND



From Period 3 To Period 3
 From Date 1/09/2020 To Date 30/09/2020

<i>Cheque/EFT Number</i>	<i>Payment Date</i>	<i>Payee</i>					<i>Payment Amount</i>
208261	17/09/2020	DJ PARKER & EC BECKMAN					500.00
		<i>Invoice Number</i>	<i>Payment Details</i>	<i>Amount</i>	<i>Discount</i>	<i>Retention</i>	<i>PPS</i>
		\$APINVCE 010920	BOND REFUND - PERTH TOWN HALL	500.00			
208262	17/09/2020	EXPRESS INTERIORS					957.07
		<i>Invoice Number</i>	<i>Payment Details</i>	<i>Amount</i>	<i>Discount</i>	<i>Retention</i>	<i>PPS</i>
		\$APINVCE 20205213	APPLICATION FEE REFUND - 202 PIER ST	957.07			
208263	17/09/2020	DEPT OF JOBS TOURISM SCIENCE INNOVATION					1,000.00
		<i>Invoice Number</i>	<i>Payment Details</i>	<i>Amount</i>	<i>Discount</i>	<i>Retention</i>	<i>PPS</i>
		\$APINVCE 31478	BOND REFUND - PERTH TOWN HALL 31478	1,000.00			
208264	17/09/2020	MIKAELA RODEN					4.76
		<i>Invoice Number</i>	<i>Payment Details</i>	<i>Amount</i>	<i>Discount</i>	<i>Retention</i>	<i>PPS</i>
		\$APINVCE 01123344	PARKING CARD REFUND 01123344	4.76			
208265	17/09/2020	DEBORAH ST LAURENZ					26.47
		<i>Invoice Number</i>	<i>Payment Details</i>	<i>Amount</i>	<i>Discount</i>	<i>Retention</i>	<i>PPS</i>
		\$APINVCE 01118943	PARKING CARD REFUND 01118943/01123835	26.47			
208266	17/09/2020	SALT PROPERTY GROUP					1,246.70
		<i>Invoice Number</i>	<i>Payment Details</i>	<i>Amount</i>	<i>Discount</i>	<i>Retention</i>	<i>PPS</i>
		\$APINVCE A1146190	OVERPAID RATES REFUND-39/375 HAY STREET	1,246.70			
208267	17/09/2020	REMAX SOUTHERN STARS					536.95
		<i>Invoice Number</i>	<i>Payment Details</i>	<i>Amount</i>	<i>Discount</i>	<i>Retention</i>	<i>PPS</i>
		\$APINVCE A1085521	OVERPAID RATES REFUND-21/37 BROWN STREET	536.95			
208268	17/09/2020	MONIKA CHOPRA					1,290.00
		<i>Invoice Number</i>	<i>Payment Details</i>	<i>Amount</i>	<i>Discount</i>	<i>Retention</i>	<i>PPS</i>
		\$APINVCE 260620	STUDY ASSISTANCE SEMESTER 1 2020-ETHICS	1,290.00			
208269	17/09/2020	SHIN WOEI LEE					15.00
		<i>Invoice Number</i>	<i>Payment Details</i>	<i>Amount</i>	<i>Discount</i>	<i>Retention</i>	<i>PPS</i>
		\$APINVCE 1120046	PARKING CARD 01120046 REFUND	15.00			

Payment Details by Invoice

MUNICIPAL FUND



From Period 3 To Period 3
 From Date 1/09/2020 To Date 30/09/2020

<i>Cheque/EFT Number</i>	<i>Payment Date</i>	<i>Payee</i>						<i>Payment Amount</i>
208270	17/09/2020	SITE ENVIRONMENTAL & REMEDIATION SERVICE						186.00
		<i>Invoice Number</i>	<i>Payment Details</i>	<i>Amount</i>	<i>Discount</i>	<i>Retention</i>	<i>PPS</i>	
	\$APINVCE	OB20201150	OBSTRUCTION PERMIT REFUND OB-2020/1150	186.00				
208271	17/09/2020	KNIGHT FRANK AUSTRALIA PTY LTD						1,046.65
		<i>Invoice Number</i>	<i>Payment Details</i>	<i>Amount</i>	<i>Discount</i>	<i>Retention</i>	<i>PPS</i>	
	\$APINVCE	110920	REFUND OF TWICE PAID INVOICE	1,046.65				
208272	17/09/2020	CHRIS SELLINGS						125.35
		<i>Invoice Number</i>	<i>Payment Details</i>	<i>Amount</i>	<i>Discount</i>	<i>Retention</i>	<i>PPS</i>	
	\$APINVCE	A1105550	HERITAGE REBATE REFUND-22 PALMERSTON ST	125.35				
208273	17/09/2020	ANNE-MARIE FERGUSON						186.00
		<i>Invoice Number</i>	<i>Payment Details</i>	<i>Amount</i>	<i>Discount</i>	<i>Retention</i>	<i>PPS</i>	
	\$APINVCE	OB20201142	OBSTRUCTION PERMIT REFUND OB-2020/1142	186.00				
208274	17/09/2020	D2R PTY LTD						13,600.00
		<i>Invoice Number</i>	<i>Payment Details</i>	<i>Amount</i>	<i>Discount</i>	<i>Retention</i>	<i>PPS</i>	
	\$APINVCE	BPC2019886	WORKBOND REFUND 6 TAREENA ST BPC2019/886	13,600.00				
208275	17/09/2020	STEPS CO PTY LTD						99.00
		<i>Invoice Number</i>	<i>Payment Details</i>	<i>Amount</i>	<i>Discount</i>	<i>Retention</i>	<i>PPS</i>	
	\$APINVCE	EV2020181	EVENT APPLICATION REFUND-GRIT FIT 2	99.00				
208276	24/09/2020	CTI5 PTY LTD						5,394.33
		<i>Invoice Number</i>	<i>Payment Details</i>	<i>Amount</i>	<i>Discount</i>	<i>Retention</i>	<i>PPS</i>	
	\$APINVCE	01068963	COIN COLLECTION FROM TICKET MACHINES 202	5,504.42	110.09			
					110.09			
208277	24/09/2020	ALL FLAGS SIGNS AND BANNERS						2,654.30
		<i>Invoice Number</i>	<i>Payment Details</i>	<i>Amount</i>	<i>Discount</i>	<i>Retention</i>	<i>PPS</i>	
	\$APINVCE	63923	SUPPLY 1 X AUSTRALIAN FLAG 4.5M X 9M	2,654.30				

Payment Details by Invoice

MUNICIPAL FUND



From Period 3 To Period 3 From Date 1/09/2020 To Date 30/09/2020

<i>Cheque/EFT Number</i>	<i>Payment Date</i>	<i>Payee</i>					<i>Payment Amount</i>
208278	24/09/2020	BIDFOOD WA PTY LTD					1,582.32
		<i>Invoice Number</i>	<i>Payment Details</i>	<i>Amount</i>	<i>Discount</i>	<i>Retention</i>	<i>PPS</i>
		\$APINVCE 150295539.PER	CATERING SUPPLIES FOR CITIPLACE COMMUNIT	340.03			
		\$APINVCE 150284714.PER	CATERING SUPPLIES FOR CITIPLACE COMMUNIT	779.69			
		\$APINVCE 150284713.PER	CATERING SUPPLIES FOR CITIPLACE COMMUNIT	24.91			
		\$APINVCE 150307327.PER	CATERING SUPPLIES FOR CITIPLACE COMMUNIT	437.69			
208279	24/09/2020	IRON MOUNTAIN AUSTRALIA GROUP PTY LTD					15.22
		<i>Invoice Number</i>	<i>Payment Details</i>	<i>Amount</i>	<i>Discount</i>	<i>Retention</i>	<i>PPS</i>
		\$APINVCE AUS715354	OFFSITE STORAGE FOR HISTORY CENTRE ITEMS	15.22			
208280	24/09/2020	ROBERT GRIFFIN					120.00
		<i>Invoice Number</i>	<i>Payment Details</i>	<i>Amount</i>	<i>Discount</i>	<i>Retention</i>	<i>PPS</i>
		\$APINVCE 7	TUESDAY MORNING SHOW 8 SEPTEMBER 2020	120.00			
208281	24/09/2020	NESPRESSO					942.50
		<i>Invoice Number</i>	<i>Payment Details</i>	<i>Amount</i>	<i>Discount</i>	<i>Retention</i>	<i>PPS</i>
		\$APINVCE 35145946	DEPOT NESPRESSO COFFEE PODS	942.50			
208282	24/09/2020	ART FROM THE HEART PRODUCTIONS PTY LTD					120.00
		<i>Invoice Number</i>	<i>Payment Details</i>	<i>Amount</i>	<i>Discount</i>	<i>Retention</i>	<i>PPS</i>
		\$APINVCE 1	TUESDAY MORNING SHOW - M MEADER 15 SEPTE	120.00			
208283	24/09/2020	DESIGN EDGE					231.00
		<i>Invoice Number</i>	<i>Payment Details</i>	<i>Amount</i>	<i>Discount</i>	<i>Retention</i>	<i>PPS</i>
		\$APINVCE 12252	SUPPLY OF 20 X 450 X 150MM ALUMINIUM SIG	231.00			
208284	24/09/2020	CLEVERPATCH					635.30
		<i>Invoice Number</i>	<i>Payment Details</i>	<i>Amount</i>	<i>Discount</i>	<i>Retention</i>	<i>PPS</i>
		\$APINVCE 376435	ASSORTED CRAFT MATERIALS FOR SCHOOL HOLI	635.30			

Payment Details by Invoice

MUNICIPAL FUND



From Period 3 To Period 3 From Date 1/09/2020 To Date 30/09/2020

<i>Cheque/EFT Number</i>	<i>Payment Date</i>	<i>Payee</i>	<i>Payment Amount</i>
208285	24/09/2020	ALINTA SALES PTY LTD	138,535.32

	<u>Invoice Number</u>	<u>Payment Details</u>	<u>Amount</u>	<u>Discount</u>	<u>Retention</u>	<u>PPS</u>
\$APINVCE	80014364	PARKER STREET NORTHBRIDGE	797.09			
\$APINVCE	80014374	UNIT A/MURRAY STREET PERTH	6,155.48			
\$APINVCE	80014425	MOUNTS BAY ROAD PERTH	69.38			
\$APINVCE	80014354	CHARGES - OFFICE 0 LAKE ST NORTHBRIDGE	1,871.40			
\$APINVCE	80014365	WELLINGTON STREET WEST PERTH	1,359.85			
\$APINVCE	80014382	CHARGES - HILL ST EAST PERTH	106.81			
\$APINVCE	80014341	CHARGES - U A 160 HAY ST EAST PERTH	106.61			
\$APINVCE	80014371	419 FORREST PLACE PERTH	13,494.49			
\$APINVCE	80014372	UNIT B/1 MOUNTS BAY ROAD PERTH	13,606.30			
\$APINVCE	80014351	27 ST GEORGE'S TCE PERTH	30,051.91			
\$APINVCE	80014357	579 HAY STREET PERTH	8,419.75			
\$APINVCE	80014363	CHARGES - U 16/420 WELLINGTON ST PERTH	87.33			
\$APINVCE	80014381	2 LINWOOD CT OSBORNE PARK	3,438.25			
\$APINVCE	80014378	ADELAIDE TCE PERTH	976.72			
\$APINVCE	80014360	CHARGES - JEWELL LANE EAST PERTH	516.04			
\$APINVCE	80014359	CHARGES - PARKWAY NEDLANDS WA	75.91			
\$APINVCE	80014356	85 FRANCIS STREET NORTHBRIDGE	627.17			
\$APINVCE	80014348	CHARGES - PLAIN ST EAST PERTH	342.56			
\$APINVCE	80014361	CHARGES - U 1 RIVERSIDE DR PERTH	374.46			
\$APINVCE	80014384	CHARGES - NELSON CRES EAST PERTH	616.30			
\$APINVCE	80014352	CHARGES - 68A ROE ST NORTHBRIDGE	3,365.45			
\$APINVCE	80014346	CHARGES - 83 ROYAL ST EAST PERTH	1,721.98			
\$APINVCE	80014353	81 ROYAL STREET EAST PERTH	2,146.41			
\$APINVCE	80014349	CHARGES - U A 2 PLAIN ST EAST PERTH	1,546.98			
\$APINVCE	80014345	CHARGES - HENRY LAWSON WALK EAST PERTH	770.71			
\$APINVCE	654999411	CHARGES - U 0 420 WELLINGTON ST PERTH	978.70			
\$APINVCE	80014368	CHARGES - HAY ST PERTH	863.50			
\$APINVCE	80014370	5/420 WELLINGTON STREET PERTH	2,234.59			
\$APINVCE	80014380	CHARGES - SUITE B1 HAY ST PERTH	436.44			
\$APINVCE	80014369	UNIT 13/420 WELLINGTON ST PERTH	9,556.56			
\$APINVCE	80014355	CHARGES - JAMES ST NORTHBRIDGE	279.06			
\$APINVCE	80014367	8/420 WELLINGTON STREET PERTH	250.90			
\$APINVCE	80014383	CHARGES - NELSON CRES EAST PERTH	850.03			
\$APINVCE	80014366	CHARGES - SHOP B2 683 HAY ST PERTH	398.15			

Payment Details by Invoice

MUNICIPAL FUND



From Period 3 To Period 3 From Date 1/09/2020 To Date 30/09/2020

<i>Cheque/EFT Number</i>	<i>Payment Date</i>	<i>Payee</i>					<i>Payment Amount</i>
\$APINVCE	80014376	VICTORIA AVE PERTH					1,377.33
\$APINVCE	80014344	CHARGES - BARRACK ST PERTH					923.04
\$APINVCE	80014377	CHARGES - U 3 129 JAMES ST PERTH					933.41
\$APINVCE	80014362	27 MAYFAIR STREET WEST PERTH					3,424.17
\$APINVCE	80014375	PIER STREET PERTH					8,515.05
\$APINVCE	80014343	HAY STREET PERTH					2,970.83
\$APINVCE	80014347	11 PLAIN ST EAST PERTH					1,237.41
\$APINVCE	80014342	BARRACK STREET PERTH					1,246.96
\$APINVCE	541999465	142 JAMES ST NORTHBRIDGE					34.05
\$APINVCE	382913950	CHARGES - 30 ROBERTS ST OSBORNE PARK					1,206.25
\$APINVCE	80014379	UNIT CS/ELDER STREET PERTH					8,173.55
208286	24/09/2020	MAJESTIC PLUMBING					185.80
		<u>Invoice Number</u>	<u>Payment Details</u>	<u>Amount</u>	<u>Discount</u>	<u>Retention</u>	<u>PPS</u>
		\$APINVCE 237927	VARIOUS SITES - UNPLANNED PLUMBING MAINT	87.40			
		\$APINVCE 238163	VARIOUS SITES - UNPLANNED PLUMBING MAINT	98.40			
208287	24/09/2020	MENCHETTI CONSOLIDATED PTY LTD T/AS MG GROUP WA					103,064.83
		<u>Invoice Number</u>	<u>Payment Details</u>	<u>Amount</u>	<u>Discount</u>	<u>Retention</u>	<u>PPS</u>
		\$APINVCE 00001908	HAY AND MURRAY STREET MALLS BOLLARD	103,064.83			
208288	24/09/2020	ENVIROPATH PTY LTD T/ AS SPOT'S ALL SURFACE					43,365.80
		<u>Invoice Number</u>	<u>Payment Details</u>	<u>Amount</u>	<u>Discount</u>	<u>Retention</u>	<u>PPS</u>
		\$APINVCE 2785	HIGH PRESSURE CLEANING TO SHARED PATHS	22,399.08			
		\$APINVCE 2824	HIGH PRESSURE CLEANING AUGUST 2020	4,526.67			
		\$APINVCE 2805	SHARED PATH HIGH PRESSURE CLEANING JUNE	11,660.33			
		\$APINVCE 2815	SHARED PATH HIGH PRESSURE CLEANING JUNE	4,779.72			
208289	24/09/2020	ATOM SUPPLY					1,475.94
		<u>Invoice Number</u>	<u>Payment Details</u>	<u>Amount</u>	<u>Discount</u>	<u>Retention</u>	<u>PPS</u>
		\$APINVCE P2106735	STORES STOCK PPE	500.50			
		\$APINVCE P2108068	STORES STOCK	590.44			
		\$APINVCE P2107168	STORES STOCK	385.00			
208290	24/09/2020	THE TRUSTEE FOR JKL TRUST T/AS 3 MONKEYS					71.64
		<u>Invoice Number</u>	<u>Payment Details</u>	<u>Amount</u>	<u>Discount</u>	<u>Retention</u>	<u>PPS</u>
		\$APINVCE 9313	C.HOUSE GOOSENECK MICROPHONE EXTENSION	71.64			

Payment Details by Invoice

MUNICIPAL FUND



From Period 3 To Period 3
 From Date 1/09/2020 To Date 30/09/2020

<i>Cheque/EFT Number</i>	<i>Payment Date</i>	<i>Payee</i>						<i>Payment Amount</i>
208291	24/09/2020	ACCESS BRICKPAVING CO						17,336.29
		<i>Invoice Number</i>	<i>Payment Details</i>	<i>Amount</i>	<i>Discount</i>	<i>Retention</i>	<i>PPS</i>	
		\$APINVCE 00110921	RICHARDSON ST ROW INSTALL ASPHALT HUMP T	6,063.09	121.26			
		\$APINVCE 03092023	VICTORIA GARDENS ROAD REPAIRS ASPHALT AN	6,291.34				
		\$APINVCE 03092024	246 ADELAIDE TCE RAISING OF PIT DUE TO	5,103.12				
					121.26			
208292	24/09/2020	SONIC HEALTHPLUS PTY LTD						71.50
		<i>Invoice Number</i>	<i>Payment Details</i>	<i>Amount</i>	<i>Discount</i>	<i>Retention</i>	<i>PPS</i>	
		\$APINVCE 2145402	B. COUSENS - PRE EMPLOYMENT TESTING	71.50				
208293	24/09/2020	EOS ELECTRICAL						2,405.11
		<i>Invoice Number</i>	<i>Payment Details</i>	<i>Amount</i>	<i>Discount</i>	<i>Retention</i>	<i>PPS</i>	
		\$APINVCE 00013464	BANNER INSTALLATION AND REMOVAL COSTS	2,405.11				
208294	24/09/2020	JAMES BENNETT PTY LTD						297.61
		<i>Invoice Number</i>	<i>Payment Details</i>	<i>Amount</i>	<i>Discount</i>	<i>Retention</i>	<i>PPS</i>	
		\$APINVCE 4729152	ASSORTED E-BOOKS - PER AXS	297.60				
		\$APINVCE 4729153	E-BOOKS PER AXIS FOR YPS	0.01				

Payment Details by Invoice

MUNICIPAL FUND



CITY of PERTH

From Period 3 To Period 3 From Date 1/09/2020 To Date 30/09/2020

<i>Cheque/EFT Number</i>	<i>Payment Date</i>	<i>Payee</i>	<i>Payment Amount</i>
208295	24/09/2020	GILMOUR & JOOSTE ELECTRICAL	33,503.39

	<i>Invoice Number</i>	<i>Payment Details</i>	<i>Amount</i>	<i>Discount</i>	<i>Retention</i>	<i>PPS</i>
\$APINVCE	INV-9793	ELECTRICAL MAINTENANCE FOR STREET LIGHTI	4,066.40			
\$APINVCE	INV-9890	VARIOUS SITES - UNPLANNED ELECTRICAL MAI	415.47			
\$APINVCE	INV-9791	VARIOUS SITES - UNPLANNED ELECTRICAL MAI	168.91			
\$APINVCE	INV-9722	VARIOUS SITES - UNPLANNED ELECTRICAL MAI	55.00			
\$APINVCE	INV-9892	VARIOUS SITES - UNPLANNED ELECTRICAL MAI	55.00			
\$APINVCE	INV-9939	VARIOUS SITES - UNPLANNED ELECTRICAL MAI	2,142.36			
\$APINVCE	INV-9843	VARIOUS SITES - UNPLANNED ELECTRICAL MAI	55.00			
\$APINVCE	INV-10096	ELECTRICAL MAINTENANCE FOR STREET LIGHTI	940.50			
\$APINVCE	INV-10303	ELECTRICAL MAINTENANCE FOR STREET LIGHTI	257.16			
\$APINVCE	INV-10299	VARIOUS SITES - UNPLANNED ELECTRICAL MAI	55.00			
\$APINVCE	INV-9789	VARIOUS SITES - UNPLANNED ELECTRICAL MAI	168.91			
\$APINVCE	INV-9433	VARIOUS SITES - UNPLANNED ELECTRICAL MAI	368.18			
\$APINVCE	INV-9721	VARIOUS SITES - UNPLANNED ELECTRICAL MAI	453.55			
\$APINVCE	INV-10268	VARIOUS SITES - UNPLANNED ELECTRICAL MAI	778.05			
\$APINVCE	INV-10367	AS PART OF CITY'S LIGHTING ENHANCEMENT P	14,905.00			
\$APINVCE	INV-9994	VARIOUS SITES - UNPLANNED ELECTRICAL MAI	226.36			
\$APINVCE	INV-10038	VARIOUS SITES - UNPLANNED ELECTRICAL MAI	55.00			
\$APINVCE	INV-9619	VARIOUS SITES - UNPLANNED ELECTRICAL MAI	169.41			
\$APINVCE	INV-9770	VARIOUS SITES - UNPLANNED ELECTRICAL MAI	110.00			
\$APINVCE	INV-9844	VARIOUS SITES - UNPLANNED ELECTRICAL MAI	100.74			
\$APINVCE	INV-9620	VARIOUS SITES - UNPLANNED ELECTRICAL MAI	110.00			
\$APINVCE	INV-10370	VARIOUS SITES - UNPLANNED ELECTRICAL MAI	1,368.07			
\$APINVCE	INV-9768	VARIOUS SITES - UNPLANNED ELECTRICAL MAI	55.00			
\$APINVCE	INV-10372	VARIOUS SITES - UNPLANNED ELECTRICAL MAI	1,023.53			
\$APINVCE	INV-10042	VARIOUS SITES - UNPLANNED ELECTRICAL MAI	38.50			
\$APINVCE	INV-9893	VARIOUS SITES - UNPLANNED ELECTRICAL MAI	550.00			
\$APINVCE	INV-10374	VARIOUS SITES - UNPLANNED ELECTRICAL MAI	139.36			
\$APINVCE	INV-10298	VARIOUS SITES - UNPLANNED ELECTRICAL MAI	55.00			
\$APINVCE	INV-10040	VARIOUS SITES - UNPLANNED ELECTRICAL MAI	1,206.04			
\$APINVCE	INV-9769	VARIOUS SITES - UNPLANNED ELECTRICAL MAI	74.78			
\$APINVCE	INV-10368	VARIOUS SITES - UNPLANNED ELECTRICAL MAI	55.00			
\$APINVCE	INV-10254	ELECTRICAL MAINTENANCE FOR STREET LIGHTI	418.66			
\$APINVCE	INV-10099	VARIOUS SITES - UNPLANNED ELECTRICAL MAI	616.09			
\$APINVCE	INV-10043	VARIOUS SITES - UNPLANNED ELECTRICAL MAI	115.50			

Payment Details by Invoice

MUNICIPAL FUND



From Period 3 To Period 3 From Date 1/09/2020 To Date 30/09/2020

<i>Cheque/EFT Number</i>	<i>Payment Date</i>	<i>Payee</i>		<i>Amount</i>	<i>Discount</i>	<i>Retention</i>	<i>PPS</i>
							<i>Payment Amount</i>
208296	24/09/2020	THE TRUSTEE FOR KANDIAH FAMILY TRUST NO 2 T/AS					484.00
		<i>Invoice Number</i>	<i>Payment Details</i>	<i>Amount</i>	<i>Discount</i>	<i>Retention</i>	<i>PPS</i>
208297	24/09/2020	ALFRED BOCK T/AS AGB CONSULTING					6,105.00
		<i>Invoice Number</i>	<i>Payment Details</i>	<i>Amount</i>	<i>Discount</i>	<i>Retention</i>	<i>PPS</i>
208298	24/09/2020	ALANA HALL					3,512.10
		<i>Invoice Number</i>	<i>Payment Details</i>	<i>Amount</i>	<i>Discount</i>	<i>Retention</i>	<i>PPS</i>
208299	24/09/2020	BUSINESS FOUNDATION INC					440.00
		<i>Invoice Number</i>	<i>Payment Details</i>	<i>Amount</i>	<i>Discount</i>	<i>Retention</i>	<i>PPS</i>
208300	24/09/2020	KESTON AUSTRALIA PTY LTD					738.65
		<i>Invoice Number</i>	<i>Payment Details</i>	<i>Amount</i>	<i>Discount</i>	<i>Retention</i>	<i>PPS</i>
208301	24/09/2020	ISUBSCRIBE PTY LTD					1,932.05
		<i>Invoice Number</i>	<i>Payment Details</i>	<i>Amount</i>	<i>Discount</i>	<i>Retention</i>	<i>PPS</i>
208302	24/09/2020	MFP SYSTEMS PTY LTD					2,084.50
		<i>Invoice Number</i>	<i>Payment Details</i>	<i>Amount</i>	<i>Discount</i>	<i>Retention</i>	<i>PPS</i>

Payment Details by Invoice

MUNICIPAL FUND



From Period 3 To Period 3 From Date 1/09/2020 To Date 30/09/2020

<i>Cheque/EFT Number</i>	<i>Payment Date</i>	<i>Payee</i>					<i>Payment Amount</i>
208303	24/09/2020	IMAGE SOURCE DIGITAL SOLUTIONS					104.55
		<i>Invoice Number</i>	<i>Payment Details</i>	<i>Amount</i>	<i>Discount</i>	<i>Retention</i>	<i>PPS</i>
		\$APINVCE 453444	RESERVED PARKING SIGNAGE	104.55			
208304	24/09/2020	JAPANESE TRUCK & BUS SPARES PTY LTD					979.80
		<i>Invoice Number</i>	<i>Payment Details</i>	<i>Amount</i>	<i>Discount</i>	<i>Retention</i>	<i>PPS</i>
		\$APINVCE 379548	SEPTEMBER FILTER ORDER FOR LARGE ROAD SW	979.80			
208305	24/09/2020	LIGHTSPEED COMMUNICATIONS AUSTRALIA PTY LTD T/AS					48,842.20
		<i>Invoice Number</i>	<i>Payment Details</i>	<i>Amount</i>	<i>Discount</i>	<i>Retention</i>	<i>PPS</i>
		\$APINVCE 86942	Q24158, 24160, 21450, 24149	31,181.75			
		\$APINVCE 86941	Q24158, 24160, 21450, 24149	17,660.45			
208306	24/09/2020	AUSTRALIAN ACADEMY OF TAI CHI (WA)					195.00
		<i>Invoice Number</i>	<i>Payment Details</i>	<i>Amount</i>	<i>Discount</i>	<i>Retention</i>	<i>PPS</i>
		\$APINVCE 20210	TAI CHI CLASSES	195.00			
208307	24/09/2020	CNW PTY LTD T/AS CNW ELECTRICAL WHOLESALE &					708.40
		<i>Invoice Number</i>	<i>Payment Details</i>	<i>Amount</i>	<i>Discount</i>	<i>Retention</i>	<i>PPS</i>
		\$APINVCE 118368983	DEPOT MAIN STORE STOCK	708.40			
208308	24/09/2020	MSS SECURITY PTY LTD					37,918.88
		<i>Invoice Number</i>	<i>Payment Details</i>	<i>Amount</i>	<i>Discount</i>	<i>Retention</i>	<i>PPS</i>
		\$APINVCE 70404337	MSS SECURITY TILL 30TH SEPTEMBER 2020	37,918.88			
208309	24/09/2020	MCLEODS BARRISTERS AND SOLICITORS					2,000.00
		<i>Invoice Number</i>	<i>Payment Details</i>	<i>Amount</i>	<i>Discount</i>	<i>Retention</i>	<i>PPS</i>
		\$APINVCE 115273	MATTER: LIGHTPOLE ACCESS LICENCE	2,000.00			
208310	24/09/2020	ELECTRICITY GENERATION AND RETAIL CORPORATION					1,235.58
		<i>Invoice Number</i>	<i>Payment Details</i>	<i>Amount</i>	<i>Discount</i>	<i>Retention</i>	<i>PPS</i>
		\$APINVCE 759040350	CHARGES - LOT 822 PARLIAMENT PL	81.17			
		\$APINVCE 189517790	CHARGES -LOT 300 ADELAIDE TCE EAST PERTH	1,043.52			
		\$APINVCE 121309520	CHARGES - LOT 0 CANNING HWY VIC PARK	110.89			

Payment Details by Invoice

MUNICIPAL FUND



From Period 3 To Period 3 From Date 1/09/2020 To Date 30/09/2020

<i>Cheque/EFT Number</i>	<i>Payment Date</i>	<i>Payee</i>					<i>Payment Amount</i>
208311	24/09/2020	BLACKWOODS ATKINS					2,814.19
		<i>Invoice Number</i>	<i>Payment Details</i>	<i>Amount</i>	<i>Discount</i>	<i>Retention</i>	<i>PPS</i>
		\$APINVCE PE2828XM	STORES STOCK	119.81			
		\$APINVCE PE9164XM	STORES STOCK	348.48			
		\$APINVCE PE7952XM	STORES STOCK	101.64			
		\$APINVCE PE8722XL	STORES STOCK	32.14			
		\$APINVCE PE9110XM	CONTAINER DEPOSIT SCHEME	303.93			
		\$APINVCE PE8723XL	STORES STOCK	8.38			
		\$APINVCE PE9165XM	STORES STOCK	495.00			
		\$APINVCE PE7585XL	8 X CONTAINER DEPOSIT SCHEME COVID-19 P	801.57			
		\$APINVCE PE3215XM	STORES STOCK	603.24			
208312	24/09/2020	LOCAL GOVERNMENT PROFESSIONALS AUSTRALIA WA					2,970.00
		<i>Invoice Number</i>	<i>Payment Details</i>	<i>Amount</i>	<i>Discount</i>	<i>Retention</i>	<i>PPS</i>
		\$APINVCE 18,767	INDUCTION TO LOCAL GOVERNMENT WORKSHOP	2,970.00			
208313	24/09/2020	SOIL'N SAND PTY LTD					1,368.75
		<i>Invoice Number</i>	<i>Payment Details</i>	<i>Amount</i>	<i>Discount</i>	<i>Retention</i>	<i>PPS</i>
		\$APINVCE INV-8622	DEPOT STOCK	1,368.75			
208314	24/09/2020	HERBERT SMITH FREEHILLS					12,620.69
		<i>Invoice Number</i>	<i>Payment Details</i>	<i>Amount</i>	<i>Discount</i>	<i>Retention</i>	<i>PPS</i>
		\$APINVCE 51018877	DRAFTING THREE LEASES - FRANK POETA/JENN	5,240.14			
		\$APINVCE 51018931	SUITE OF STANDARD LEASING DOCS	7,380.55			
208315	24/09/2020	AUSTRALIAN HVAC SERVICES					173.25
		<i>Invoice Number</i>	<i>Payment Details</i>	<i>Amount</i>	<i>Discount</i>	<i>Retention</i>	<i>PPS</i>
		\$APINVCE 57779	HVAC REACTIVE MAINTENANCE/ QUOTED WORKS	173.25			
208316	24/09/2020	32 DEGREES SOUTH GROUP PTY LTD					55,000.00
		<i>Invoice Number</i>	<i>Payment Details</i>	<i>Amount</i>	<i>Discount</i>	<i>Retention</i>	<i>PPS</i>
		\$APINVCE INV-0304	WEST TECH FEST 2020 - EVENT SPONSORSHIP	55,000.00			
208317	24/09/2020	MOW MASTER TURF EQUIPMENT					1,669.05
		<i>Invoice Number</i>	<i>Payment Details</i>	<i>Amount</i>	<i>Discount</i>	<i>Retention</i>	<i>PPS</i>
		\$APINVCE 00059887	SUPPLY OF 6X G3-301 - TLR BUSHAMMER 48	1,426.05			
		\$APINVCE 00059914	GENERAL SERVICE FOR PARK DOUBLE CLUTCH C	243.00			

Payment Details by Invoice

MUNICIPAL FUND



From Period 3 To Period 3 From Date 1/09/2020 To Date 30/09/2020

<i>Cheque/EFT Number</i>	<i>Payment Date</i>	<i>Payee</i>					<i>Payment Amount</i>
208318	24/09/2020	MULTI FIX WA					66.33
		<i>Invoice Number</i>	<i>Payment Details</i>	<i>Amount</i>	<i>Discount</i>	<i>Retention</i>	<i>PPS</i>
		\$APINVCE	S773660	RIVETS FOR LARGE COMMERCIAL TRUCK REPAIR	66.33		
208319	24/09/2020	C BAILEY & M BAILEY					11,412.50
		<i>Invoice Number</i>	<i>Payment Details</i>	<i>Amount</i>	<i>Discount</i>	<i>Retention</i>	<i>PPS</i>
		\$APINVCE	PTWA110	HSM PICNIC TABLE PURCHASE C-19 RESPONSE	11,412.50		
208320	24/09/2020	ALLPEST WA					981.88
		<i>Invoice Number</i>	<i>Payment Details</i>	<i>Amount</i>	<i>Discount</i>	<i>Retention</i>	<i>PPS</i>
		\$APINVCE	6262668	VARIOUS SITES - PEST CONTROL - 2020/21 F	458.82		
		\$APINVCE	6262676	VARIOUS SITES - PEST CONTROL - 2020/21 F	388.00		
		\$APINVCE	6263305	VARIOUS SITES - PEST CONTROL - 2020/21 F	67.53		
		\$APINVCE	6263315	VARIOUS SITES - PEST CONTROL - 2020/21 F	67.53		
208321	24/09/2020	THE TRUSTEE FOR THE PROPERTY AUSTRALIA					85,364.14
		<i>Invoice Number</i>	<i>Payment Details</i>	<i>Amount</i>	<i>Discount</i>	<i>Retention</i>	<i>PPS</i>
		\$APINVCE	7164	565 HAY STREET (LIBRARY) - 2020/2021	85,364.14		
208322	24/09/2020	DEEP GREEN CORPORATION PTY LTD					4,004.00
		<i>Invoice Number</i>	<i>Payment Details</i>	<i>Amount</i>	<i>Discount</i>	<i>Retention</i>	<i>PPS</i>
		\$APINVCE	23418	GREENWALL PLANT	4,004.00		
208323	24/09/2020	SURVEYTECH TRAFFIC SURVEYS PTY LTD					1,650.00
		<i>Invoice Number</i>	<i>Payment Details</i>	<i>Amount</i>	<i>Discount</i>	<i>Retention</i>	<i>PPS</i>
		\$APINVCE	200813A	TRAFFIC SURVEYS CONDUCTED AT WINTHROP AV	1,650.00		
208324	24/09/2020	BROWNES FOODS OPERATIONS PTY LTD					107.48
		<i>Invoice Number</i>	<i>Payment Details</i>	<i>Amount</i>	<i>Discount</i>	<i>Retention</i>	<i>PPS</i>
		\$APINVCE	15571395	DEPOT WEEKLY MILK DELIVERY 1 JULY 2020 -	107.48		
208325	24/09/2020	ICONIC PROPERTY SERVICES					1,842.94
		<i>Invoice Number</i>	<i>Payment Details</i>	<i>Amount</i>	<i>Discount</i>	<i>Retention</i>	<i>PPS</i>
		\$APINVCE	PSI011242	VARIOUS BUILDINGS - AD HOC CLEANING SERV	396.00		
		\$APINVCE	PSI011243	VARIOUS BUILDINGS - AD HOC CLEANING SERV	1,188.00		
		\$APINVCE	PSI011173	CLEANING RELIEF CITIPLACE COMMUNITY CENT	258.94		

Payment Details by Invoice

MUNICIPAL FUND



From Period 3 To Period 3 From Date 1/09/2020 To Date 30/09/2020

Cheque/EFT

<i>Cheque/EFT Number</i>	<i>Payment Date</i>	<i>Payee</i>						<i>Payment Amount</i>
208326	24/09/2020	A E HOSKINS & SONS						8,341.17
		<i>Invoice Number</i>	<i>Payment Details</i>	<i>Amount</i>	<i>Discount</i>	<i>Retention</i>	<i>PPS</i>	
		\$APINVCE 437526	T/HALL PLANNED MAINTENANCE WORKS RE: PLA	5,225.00				
		\$APINVCE 440402	VARIOUS SITES - UNPLANNED MAINTENANCE -	2,462.08				
		\$APINVCE 440112	VARIOUS SITES - UNPLANNED MAINTENANCE -	654.09				
208327	24/09/2020	CHAIN APPLICATIONS PTY LTD T/AS THE RIGGING SHED						131.34
		<i>Invoice Number</i>	<i>Payment Details</i>	<i>Amount</i>	<i>Discount</i>	<i>Retention</i>	<i>PPS</i>	
		\$APINVCE 95166	REPLACEMENT RESCUE SWITCH FOR URBIN COMP	131.34				
208328	24/09/2020	OSHGROUPT PTY LTD						2,921.25
		<i>Invoice Number</i>	<i>Payment Details</i>	<i>Amount</i>	<i>Discount</i>	<i>Retention</i>	<i>PPS</i>	
		\$APINVCE 00154900	FITNESS FOR WORK REPORT PER INVOICE 0015	2,921.25				
208329	24/09/2020	THE TRUSTEE FOR D & H TRUST & J & T F/T T/AS TEKDIS						846.45
		<i>Invoice Number</i>	<i>Payment Details</i>	<i>Amount</i>	<i>Discount</i>	<i>Retention</i>	<i>PPS</i>	
		\$APINVCE SI013554	MONITOR/DISPLAY 12.1"	846.45				
208330	24/09/2020	CHRISTOPHER RUBEN MAHER T/AS CHRIS MAHER						9,147.60
		<i>Invoice Number</i>	<i>Payment Details</i>	<i>Amount</i>	<i>Discount</i>	<i>Retention</i>	<i>PPS</i>	
		\$APINVCE 692	HERITAGE BONUS PLOT RATIO ANALYSIS & EVA	9,147.60				
208331	24/09/2020	MARK REISINGER T/AS MFR AUTOELECTRICS						2,613.28
		<i>Invoice Number</i>	<i>Payment Details</i>	<i>Amount</i>	<i>Discount</i>	<i>Retention</i>	<i>PPS</i>	
		\$APINVCE 1842	CALL OUT TO RECTIFY FAULTS IN RUBBISH TR	117.10				
		\$APINVCE 1850	CALL OUT TO RECTIFY FAULTS IN RUBBISH TR	250.69				
		\$APINVCE 1845	CALL OUT TO RECTIFY FAULTS IN RUBBISH TR	445.10				
		\$APINVCE 1843	CALL OUT TO RECTIFY FAULTS IN RUBBISH TR	1,075.58				
		\$APINVCE 1849	CALL OUT TO RECTIFY FAULTS IN RUBBISH TR	201.19				
		\$APINVCE 1846	CALL OUT TO RECTIFY FAULTS IN RUBBISH TR	212.19				
		\$APINVCE 1847	CALL OUT TO RECTIFY FAULTS IN RUBBISH TR	150.90				
		\$APINVCE 1848	CALL OUT TO RECTIFY FAULTS IN RUBBISH TR	160.53				
208332	24/09/2020	WESTERN METROPOLITAN REGIONAL COUNCIL						28.38
		<i>Invoice Number</i>	<i>Payment Details</i>	<i>Amount</i>	<i>Discount</i>	<i>Retention</i>	<i>PPS</i>	
		\$APINVCE M-2008504	GREEN WASTE TIPPING FEES 20/21	28.38				

Payment Details by Invoice

MUNICIPAL FUND



From Period 3 To Period 3 From Date 1/09/2020 To Date 30/09/2020

<i>Cheque/EFT Number</i>	<i>Payment Date</i>	<i>Payee</i>						<i>Payment Amount</i>
208333	24/09/2020	SCOTSWOOD PTY LTD T/AS E-QUAL(ENHANCING QUALITY)						1,958.00
		<i>Invoice Number</i>	<i>Payment Details</i>	<i>Amount</i>	<i>Discount</i>	<i>Retention</i>	<i>PPS</i>	
	\$APINVCE	INV-008006	THE CITY HAS ENGAGED A CONSULTANT TO CON	1,958.00				
208334	24/09/2020	CV CHECK LTD						44.90
		<i>Invoice Number</i>	<i>Payment Details</i>	<i>Amount</i>	<i>Discount</i>	<i>Retention</i>	<i>PPS</i>	
	\$APINVCE	2009100388193	POLICE CHECK FOR RECRUITMENT	44.90				
208335	24/09/2020	GAYE MARIE MCMATH						104.55
		<i>Invoice Number</i>	<i>Payment Details</i>	<i>Amount</i>	<i>Discount</i>	<i>Retention</i>	<i>PPS</i>	
	\$APINVCE	170920	PARKING/TAXI FARE REIMBURSEMENT	104.55				
208336	24/09/2020	ROWSON'S PLUMBING SERVICES PTY LTD						225.94
		<i>Invoice Number</i>	<i>Payment Details</i>	<i>Amount</i>	<i>Discount</i>	<i>Retention</i>	<i>PPS</i>	
	\$APINVCE	817839	REPAIR OF DRINK FOUNTAIN TAP ON CLIFF ST	225.94				
208337	24/09/2020	ALLMAKES PTY LTD T/AS BRANDWORX AUSTRALIA						826.43
		<i>Invoice Number</i>	<i>Payment Details</i>	<i>Amount</i>	<i>Discount</i>	<i>Retention</i>	<i>PPS</i>	
	\$APINVCE	724553	UNIFORM TECHNICAL SERVICES	199.01				
	\$APINVCE	724552	UNIFORM TECHNICAL SERVICES	147.81				
	\$APINVCE	724554	UNIFORM TECHNICAL SERVICES	440.52				
	\$APINVCE	724551	UNIFORM TECHNICAL SERVICES	39.09				
208338	24/09/2020	REBECCA LOUISE KRAWCZUK						325.00
		<i>Invoice Number</i>	<i>Payment Details</i>	<i>Amount</i>	<i>Discount</i>	<i>Retention</i>	<i>PPS</i>	
	\$APINVCE	190	FITNESS CLASSES FOR CITIPLACE COMMUNITY	325.00				
208339	24/09/2020	CLARE THERESA RYAN						200.00
		<i>Invoice Number</i>	<i>Payment Details</i>	<i>Amount</i>	<i>Discount</i>	<i>Retention</i>	<i>PPS</i>	
	\$APINVCE	28	RETAIL CONTENT PILLAR - MONTHLY BLOG SER	200.00				

Payment Details by Invoice

MUNICIPAL FUND



From Period 3 To Period 3 From Date 1/09/2020 To Date 30/09/2020

<i>Cheque/EFT Number</i>	<i>Payment Date</i>	<i>Payee</i>					<i>Payment Amount</i>
208340	24/09/2020	WINC AUSTRALIA PTY PTD					1,326.80
		<i>Invoice Number</i>	<i>Payment Details</i>	<i>Amount</i>	<i>Discount</i>	<i>Retention</i>	<i>PPS</i>
		\$APINVCE 9033720972	STATIONERY SUPPLIES, NON GST FOOD SUPPLI	67.65			
		\$APINVCE 9033735884	20/21 STATIONERY AND OFFICE SUPPLIES - G	167.96			
		\$APINVCE 9033735949	STATIONARY FOR HR	59.87			
		\$APINVCE 9028939613	STORES STOCK PPE GEAR	168.96			
		\$APINVCE 9033711383	CLINICAL WASTE BAGS COVID-19	75.72			
		\$APINVCE 9033707529	DEPOT CATERING, CLEANING & STATIONERY SU	141.09			
		\$APINVCE 9033747211	COMMUNITY DEVELOPMENT ALLIANCE	91.43			
		\$APINVCE 9033760285	KITCHEN, CATERING, STATIONERY & CLEANING	9.12			
		\$APINVCE 9028824101	STORES STOCK PPE GEAR	84.48			
		\$APINVCE 9033761632	KITCHEN, CATERING, STATIONERY & CLEANING	460.52			
208341	24/09/2020	MRS THERESA WALLEY					250.00
		<i>Invoice Number</i>	<i>Payment Details</i>	<i>Amount</i>	<i>Discount</i>	<i>Retention</i>	<i>PPS</i>
		\$APINVCE 240820	ABORIGINAL ELDERS ADVISORY MEETING 21/9	250.00			
208342	24/09/2020	PERTH CITY FARM INC					357.50
		<i>Invoice Number</i>	<i>Payment Details</i>	<i>Amount</i>	<i>Discount</i>	<i>Retention</i>	<i>PPS</i>
		\$APINVCE INV-2762	PRESENTATION FEE FOR PERTH CITY FARM TO	357.50			
208343	24/09/2020	BARONESS HOLDINGS PTY LTD T/AS TREE PLANTING AND					27,761.58
		<i>Invoice Number</i>	<i>Payment Details</i>	<i>Amount</i>	<i>Discount</i>	<i>Retention</i>	<i>PPS</i>
		\$APINVCE INV-0807	STREET TREE WATERING	27,761.58			
208344	24/09/2020	HOBAN RECRUITMENT					9,220.65
		<i>Invoice Number</i>	<i>Payment Details</i>	<i>Amount</i>	<i>Discount</i>	<i>Retention</i>	<i>PPS</i>
		\$APINVCE H47588	HOBAN - LABOUR HIRE 20/21	7,135.34			
		\$APINVCE H47589	DEPOT WORKSHOP TA LABOUR HIRE FOR TA JES	2,085.31			
208345	24/09/2020	MARGARET CULBONG					250.00
		<i>Invoice Number</i>	<i>Payment Details</i>	<i>Amount</i>	<i>Discount</i>	<i>Retention</i>	<i>PPS</i>
		\$APINVCE 240820	ABORIGINAL ELDERS ADVISORY MEETING 21/9	250.00			
208346	24/09/2020	ALBERT MCNAMARA					250.00
		<i>Invoice Number</i>	<i>Payment Details</i>	<i>Amount</i>	<i>Discount</i>	<i>Retention</i>	<i>PPS</i>
		\$APINVCE 240820	ABORIGINAL ELDERS ADVISORY MEETING 21/9	250.00			

Payment Details by Invoice

MUNICIPAL FUND



From Period 3 To Period 3 From Date 1/09/2020 To Date 30/09/2020

<i>Cheque/EFT Number</i>	<i>Payment Date</i>	<i>Payee</i>					<i>Payment Amount</i>
208347	24/09/2020	IRENE MCNAMARA					250.00
		<i>Invoice Number</i>	<i>Payment Details</i>	<i>Amount</i>	<i>Discount</i>	<i>Retention</i>	<i>PPS</i>
		\$APINVCE 240820	ABORIGINAL ELDERS ADVISORY MEETING 21/9	250.00			
208348	24/09/2020	SUEZ RECYCLING & RECOVERY PTY LTD					4,928.00
		<i>Invoice Number</i>	<i>Payment Details</i>	<i>Amount</i>	<i>Discount</i>	<i>Retention</i>	<i>PPS</i>
		\$APINVCE 165237	SIDELIFT OPERATIONS OF CRAWLEY/NEDLANDS	4,928.00			
208349	24/09/2020	ENVIRO INFRASTRUCTURE PTY LTD					7,792.65
		<i>Invoice Number</i>	<i>Payment Details</i>	<i>Amount</i>	<i>Discount</i>	<i>Retention</i>	<i>PPS</i>
		\$APINVCE 5855	WELD REPAIRS TO RUBBISH TRUCK HOPPERS AN	1,216.55			
		\$APINVCE 5875	VARIOUS SITES - UNPLANNED MAINTENANCE -	3,700.93			
		\$APINVCE 5854	WELD REPAIRS TO RUBBISH TRUCK HOPPERS AN	1,716.63			
		\$APINVCE 5853	WELD REPAIRS TO RUBBISH TRUCK HOPPERS AN	1,158.54			
208350	24/09/2020	MURIEL BOWIE					250.00
		<i>Invoice Number</i>	<i>Payment Details</i>	<i>Amount</i>	<i>Discount</i>	<i>Retention</i>	<i>PPS</i>
		\$APINVCE 240820	ABORIGINAL ELDERS ADVISORY MEETING 21/9	250.00			
208351	24/09/2020	AIMSUN PTY LIMITED					3,960.00
		<i>Invoice Number</i>	<i>Payment Details</i>	<i>Amount</i>	<i>Discount</i>	<i>Retention</i>	<i>PPS</i>
		\$APINVCE 562W020192	AIMSUN - SOFTWARE UPDATE SUBSCRIPTION	3,960.00			
208352	24/09/2020	BATTERIES PLUS					20,055.20
		<i>Invoice Number</i>	<i>Payment Details</i>	<i>Amount</i>	<i>Discount</i>	<i>Retention</i>	<i>PPS</i>
		\$APINVCE 640782	PURCHASE OF RITAR AND PANASONIC BATTERIE	19,096.00			
		\$APINVCE 641511	NEW BATTERIES FOR LARGE ISUZU RUBBISH TR	596.20			
		\$APINVCE 638892	2 X NEW BATTERIES FOR HINO LIGHT CONSTRU	363.00			
208353	24/09/2020	LENARA NOMINEES PTY LTD T/AS PERTH NEWS DELIVERY					93.10
		<i>Invoice Number</i>	<i>Payment Details</i>	<i>Amount</i>	<i>Discount</i>	<i>Retention</i>	<i>PPS</i>
		\$APINVCE 29972	NEWSPAPERS - LEVEL 4, COUNCIL HOUSE	93.10			
208354	24/09/2020	NJH CONSULTING PTY LTD T/AS DIVERGENT					10,919.66
		<i>Invoice Number</i>	<i>Payment Details</i>	<i>Amount</i>	<i>Discount</i>	<i>Retention</i>	<i>PPS</i>
		\$APINVCE INV-1019	AIR POLLUTION SENSOR REPLACEMENT PARTS F	5,364.02			
		\$APINVCE INV-1020	WATER POLLUTION SENSOR REPLACEMENT	5,555.64			

Payment Details by Invoice

MUNICIPAL FUND



From Period 3 To Period 3 From Date 1/09/2020 To Date 30/09/2020

<i>Cheque/EFT Number</i>	<i>Payment Date</i>	<i>Payee</i>					<i>Payment Amount</i>
208355	24/09/2020	DRY CLEANING EXPRESS PTY LTD T/AS DRYCLEAN &					7.70
		<i>Invoice Number</i>	<i>Payment Details</i>	<i>Amount</i>	<i>Discount</i>	<i>Retention</i>	<i>PPS</i>
		\$APINVCE 1920	RANGER AND SURVEILLANCE DRY CLEANING 20-	7.70			
208356	24/09/2020	LOUISE RICHARDSON T/AS LOUISE RICHARDSON AND					7,136.25
		<i>Invoice Number</i>	<i>Payment Details</i>	<i>Amount</i>	<i>Discount</i>	<i>Retention</i>	<i>PPS</i>
		\$APINVCE INV-0146	RIVERFRONT FRAMEWORK STAKEHOLDER	7,136.25			
208357	24/09/2020	CHEVRON AUSTRALIA DOWNSTREAM FUELS PTY LTD					14,536.68
		<i>Invoice Number</i>	<i>Payment Details</i>	<i>Amount</i>	<i>Discount</i>	<i>Retention</i>	<i>PPS</i>
		\$APINVCE ASIP1536121	SUPPLY & DELIVERY OF BULK FUEL TO CITY O	14,536.68			
208358	24/09/2020	DULUXGROUP(AUSTRALIA)PTY LTD T/AS DULUX					179.66
		<i>Invoice Number</i>	<i>Payment Details</i>	<i>Amount</i>	<i>Discount</i>	<i>Retention</i>	<i>PPS</i>
		\$APINVCE WC04-0313203	PAINT AND HARDWARE SUPPLIES FOR USE IN G	95.26			
		\$APINVCE WC04-0313076	PAINT AND HARDWARE SUPPLIES FOR USE IN G	42.20			
		\$APINVCE 313326	PAINT AND HARDWARE SUPPLIES FOR USE IN G	42.20			
208359	24/09/2020	DIRECT MEMORY ACCESS PTY LTD					8,566.80
		<i>Invoice Number</i>	<i>Payment Details</i>	<i>Amount</i>	<i>Discount</i>	<i>Retention</i>	<i>PPS</i>
		\$APINVCE 01504626	TEAM VIEWER RENEWAL 2020- 2021	8,566.80			
208360	24/09/2020	THE EVENT MILL PTY LTD T/ASKARTEL BAR					1,353.00
		<i>Invoice Number</i>	<i>Payment Details</i>	<i>Amount</i>	<i>Discount</i>	<i>Retention</i>	<i>PPS</i>
		\$APINVCE 13212	PICNIC TABLE PICK-UP/DELIVERY - SPRING	935.00			
		\$APINVCE 13211	PICNIC TABLE REMOVAL AND DELIVERY (TOWN	418.00			
208361	24/09/2020	GPC ASIA PACIFIC PTY LTD T/AS NAPA					228.69
		<i>Invoice Number</i>	<i>Payment Details</i>	<i>Amount</i>	<i>Discount</i>	<i>Retention</i>	<i>PPS</i>
		\$APINVCE 1870039833	ASSORTED GLOBES FOR FLEET EG: HEADLIGHTS	186.23			
		\$APINVCE 1870039985	ASSORTED GLOBES FOR FLEET EG: HEADLIGHTS	42.46			
208362	24/09/2020	AQUAMONIX PTY LTD					273.90
		<i>Invoice Number</i>	<i>Payment Details</i>	<i>Amount</i>	<i>Discount</i>	<i>Retention</i>	<i>PPS</i>
		\$APINVCE 66140	KINGS PARK ROAD IRRIGATION CONTROLLER RE	273.90			

Payment Details by Invoice

MUNICIPAL FUND



From Period 3 To Period 3
 From Date 1/09/2020 To Date 30/09/2020

<i>Cheque/EFT Number</i>	<i>Payment Date</i>	<i>Payee</i>					<i>Payment Amount</i>
208363	24/09/2020	THE GRIFFITH FAMILY TRUST T/AS SUPERSTOCK SERVICES					50.40
		<i>Invoice Number</i>	<i>Payment Details</i>	<i>Amount</i>	<i>Discount</i>	<i>Retention</i>	<i>PPS</i>
		\$APINVCE 40425395	FRUIT JUICE AND DAIRY PRODUCTS FOR THE C	50.40			
208364	24/09/2020	SELECT FRESH PTY LTD					519.62
		<i>Invoice Number</i>	<i>Payment Details</i>	<i>Amount</i>	<i>Discount</i>	<i>Retention</i>	<i>PPS</i>
		\$APINVCE 281073	FRUIT AND VEGETABLES	87.80			
		\$APINVCE 280704	FRUIT AND VEG FOR CHILD CARE	151.87			
		\$APINVCE 280749	FRUIT AND VEGETABLES	138.05			
		\$APINVCE 280898	FRUIT AND VEGETABLES	141.90			
208365	24/09/2020	ACCROSS PTY LTD T/AS ACTON APPECROSS					8,700.00
		<i>Invoice Number</i>	<i>Payment Details</i>	<i>Amount</i>	<i>Discount</i>	<i>Retention</i>	<i>PPS</i>
		\$APINVCE 170720	ADVERTISING AND AUCTION SERVICES OF SALE	8,700.00			
208366	24/09/2020	ACCESS ICON PTY LTD T/AS CASCADA GROUP					1,247.40
		<i>Invoice Number</i>	<i>Payment Details</i>	<i>Amount</i>	<i>Discount</i>	<i>Retention</i>	<i>PPS</i>
		\$APINVCE 10349	2 X COVER WAVE GRATE 1200X1200X150MM 41	1,247.40			
208367	24/09/2020	GPC ASIA PACIFIC PTY LTD T/AS COVS					755.50
		<i>Invoice Number</i>	<i>Payment Details</i>	<i>Amount</i>	<i>Discount</i>	<i>Retention</i>	<i>PPS</i>
		\$APINVCE 1640238196	BATTERIES, GREASE COUPLINGS AND SERVICE	755.50			
208368	24/09/2020	DENSFORD CIVIL PTY LTD					1,536,062.68
		<i>Invoice Number</i>	<i>Payment Details</i>	<i>Amount</i>	<i>Discount</i>	<i>Retention</i>	<i>PPS</i>
		\$APINVCE 13531	WELLINGTON SQUARE ENHANCEMENT PROJECT -	1,536,062.68			
208369	24/09/2020	MILLS OAKLEY					4,950.00
		<i>Invoice Number</i>	<i>Payment Details</i>	<i>Amount</i>	<i>Discount</i>	<i>Retention</i>	<i>PPS</i>
		\$APINVCE 406753	CONFIDENTIAL – PROTECTIONS AND GROUNDS R	4,950.00			
208370	24/09/2020	TABEC PTY LTD					12,417.63
		<i>Invoice Number</i>	<i>Payment Details</i>	<i>Amount</i>	<i>Discount</i>	<i>Retention</i>	<i>PPS</i>
		\$APINVCE 00007184	14151 SUPREME COURT GARDENS INUNDATION R	12,417.63			

Payment Details by Invoice

MUNICIPAL FUND



From Period 3 To Period 3 From Date 1/09/2020 To Date 30/09/2020

<i>Cheque/EFT Number</i>	<i>Payment Date</i>	<i>Payee</i>					<i>Payment Amount</i>
208371	24/09/2020	PENNANT HOUSE PTY LTD T/AS PENNANT HOUSE					300.00
		<i>Invoice Number</i>	<i>Payment Details</i>	<i>Amount</i>	<i>Discount</i>	<i>Retention</i>	<i>PPS</i>
		\$APINVCE INV-0870	FLAG REPAIRS	300.00			
208372	24/09/2020	PERTH MATERIALS BLOWING PTY LTD					1,815.00
		<i>Invoice Number</i>	<i>Payment Details</i>	<i>Amount</i>	<i>Discount</i>	<i>Retention</i>	<i>PPS</i>
		\$APINVCE 455	BLOW IN 30M3 PINE BARK MULCH TO HAROLD B	1,815.00			
208373	24/09/2020	IMPACT TECHNOLOGIES PTY LTD					102,300.00
		<i>Invoice Number</i>	<i>Payment Details</i>	<i>Amount</i>	<i>Discount</i>	<i>Retention</i>	<i>PPS</i>
		\$APINVCE 00001141	CONTAINER DEPOSIT SCHEME - REVERSE VENDI	102,300.00			
208374	24/09/2020	SWAN GROUP WA PTY LTD T/AS SWAN GROUP WA					26,830.03
		<i>Invoice Number</i>	<i>Payment Details</i>	<i>Amount</i>	<i>Discount</i>	<i>Retention</i>	<i>PPS</i>
		\$APINVCE 201983	CONTAINER DEPOSIT SCHEME - ABERDEEN ST -	26,830.03			
208375	24/09/2020	OSBORNE AUTOS PTY LTD T/AS OSBORNE PARK					391.48
		<i>Invoice Number</i>	<i>Payment Details</i>	<i>Amount</i>	<i>Discount</i>	<i>Retention</i>	<i>PPS</i>
		\$APINVCE 60390	NEW REPLACEMENT WHEEL NUTS FOR RANGERS	391.48			
208376	24/09/2020	ACIL ALLEN CONSULTING PTY LTD T/AS ACIL ALLEN					23,960.00
		<i>Invoice Number</i>	<i>Payment Details</i>	<i>Amount</i>	<i>Discount</i>	<i>Retention</i>	<i>PPS</i>
		\$APINVCE INV-0950	PROJECT FEE (REVIEW CITY OF PERTH PARKI	23,960.00			
208377	24/09/2020	TYRES 4U PTY LIMITED					7,419.76
		<i>Invoice Number</i>	<i>Payment Details</i>	<i>Amount</i>	<i>Discount</i>	<i>Retention</i>	<i>PPS</i>
		\$APINVCE XX736780	NEW TYRES FOR LARGE RUBBISH TRUCKS AND R	76.23			
		\$APINVCE XX736968	NEW TYRES FOR LARGE RUBBISH TRUCKS AND R	285.05			
		\$APINVCE XX750816	NEW TYRES FOR LARGE RUBBISH TRUCKS AND R	1,399.20			
		\$APINVCE XX751907	NEW TYRES FOR LARGE RUBBISH TRUCKS AND R	443.30			
		\$APINVCE XX751908	NEW TYRES FOR LARGE RUBBISH TRUCKS AND R	1,536.92			
		\$APINVCE XX750400	NEW TYRES FOR LARGE RUBBISH TRUCKS AND R	751.85			
		\$APINVCE XX736781	NEW TYRES FOR LARGE RUBBISH TRUCKS AND R	578.49			
		\$APINVCE XX739139	NEW TYRES FOR LARGE RUBBISH TRUCKS AND R	654.72			
		\$APINVCE XX751909	NEW TYRES FOR LARGE RUBBISH TRUCKS AND R	1,694.00			

Payment Details by Invoice

MUNICIPAL FUND



From Period 3 To Period 3
 From Date 1/09/2020 To Date 30/09/2020

<i>Cheque/EFT Number</i>	<i>Payment Date</i>	<i>Payee</i>						<i>Payment Amount</i>
208378	24/09/2020	HEALTH SUPPORT SERVICES						105.60
		<i>Invoice Number</i>	<i>Payment Details</i>	<i>Amount</i>	<i>Discount</i>	<i>Retention</i>	<i>PPS</i>	
		\$APINVCE	533509	STORES STOCK PPE GEAR HAS BEEN SUPPLIED	105.60			
208379	24/09/2020	THE TRUSTEE FOR THE TEMPESTT FAMILY TRUST T/AS						26,400.00
		<i>Invoice Number</i>	<i>Payment Details</i>	<i>Amount</i>	<i>Discount</i>	<i>Retention</i>	<i>PPS</i>	
		\$APINVCE	00004017	ABERDEEN STREET GARAGE MURAL - CHOSEN VI	26,400.00			
208380	24/09/2020	BLUE COLLAR PEOPLE						20,709.06
		<i>Invoice Number</i>	<i>Payment Details</i>	<i>Amount</i>	<i>Discount</i>	<i>Retention</i>	<i>PPS</i>	
		\$APINVCE	00148905	HIRE OF BLUE COLLAR CARPENTER FOR 4 WEEK	2,059.42			
		\$APINVCE	00148904	WAC LABOUR COSTS DAY 31/8/20 TO 6/9/20	10,338.68			
		\$APINVCE	00148903	LABOUR HIRE NIGHTSHIFT WE 8/9/20	8,310.96			
208381	24/09/2020	BOFFINS BOOKSHOP PTY LTD						135.87
		<i>Invoice Number</i>	<i>Payment Details</i>	<i>Amount</i>	<i>Discount</i>	<i>Retention</i>	<i>PPS</i>	
		\$APINVCE	INV0137552	LIBRARY STOCK - ASSORTED JUNIOR BOOKS	135.87			
208382	24/09/2020	BUNNINGS BUILDING SUPPLIES P/L						28.03
		<i>Invoice Number</i>	<i>Payment Details</i>	<i>Amount</i>	<i>Discount</i>	<i>Retention</i>	<i>PPS</i>	
		\$APINVCE	2404/01369993	VARIOUS SUPPLIES FOR DUCK RAMP	16.72			
		\$APINVCE	2404/01370030	VARIOUS SUPPLIES FOR DUCK RAMP	11.31			
208383	24/09/2020	BUSINESS NEWS PTY LTD						14,850.00
		<i>Invoice Number</i>	<i>Payment Details</i>	<i>Amount</i>	<i>Discount</i>	<i>Retention</i>	<i>PPS</i>	
		\$APINVCE	3531	GROUPED SUBSCRIPTION LICENCE RENEWAL.	14,850.00			
208384	24/09/2020	CABCHARGE AUSTRALIA PTY LTD						236.57
		<i>Invoice Number</i>	<i>Payment Details</i>	<i>Amount</i>	<i>Discount</i>	<i>Retention</i>	<i>PPS</i>	
		\$APINVCE	25073513P2009	CAB CHARGE FOR BEN TAYLOR	9.92			
		\$APINVCE	25064641P2009	TRAVEL CHARGES CITYWATCH 20/21	0.90			
		\$APINVCE	25074305P2009	TAXI FARES FOR STAFF WORKING AT EVENTS	225.75			
208385	24/09/2020	CEDA						8,520.00
		<i>Invoice Number</i>	<i>Payment Details</i>	<i>Amount</i>	<i>Discount</i>	<i>Retention</i>	<i>PPS</i>	
		\$APINVCE	20-82950	STATE CORPORATE MEMBERSHIP WA SUBSCRIPTI	8,520.00			

Payment Details by Invoice

MUNICIPAL FUND




From Period 3 To Period 3
 From Date 1/09/2020 To Date 30/09/2020

<i>Cheque/EFT Number</i>	<i>Payment Date</i>	<i>Payee</i>						<i>Payment Amount</i>
208386	24/09/2020	CHEMFORM						1,092.74
		<i>Invoice Number</i>	<i>Payment Details</i>	<i>Amount</i>	<i>Discount</i>	<i>Retention</i>	<i>PPS</i>	
		\$APINVCE	333243 ODOUR & STAIN REMOVER REQUIRED TO CLEAN	1,092.74				
208387	24/09/2020	CITY OF STIRLING						3,873.90
		<i>Invoice Number</i>	<i>Payment Details</i>	<i>Amount</i>	<i>Discount</i>	<i>Retention</i>	<i>PPS</i>	
		\$APCREDIT	1367 CITY OF STIRLING	(191.70)				
		\$APINVCE	4870 WASTE DISPOSAL - TIPPING FEES 20/21	4,065.60				
208388	24/09/2020	CLASSIC TREE SERVICES						6,386.35
		<i>Invoice Number</i>	<i>Payment Details</i>	<i>Amount</i>	<i>Discount</i>	<i>Retention</i>	<i>PPS</i>	
		\$APINVCE	INV-32331 STREET TREE PRUNING, REMOVAL AND ARBORIC	5,842.40				
		\$APINVCE	INV-32306 STREET TREE PRUNING, REMOVAL AND ARBORIC	543.95				
208389	24/09/2020	DARDANUP BUTCHERING UNIT TRUST T/AS DARDANUP						807.34
		<i>Invoice Number</i>	<i>Payment Details</i>	<i>Amount</i>	<i>Discount</i>	<i>Retention</i>	<i>PPS</i>	
		\$APINVCE	BL539984 MEAT DELIVERY FOR CHILD CARE	237.38				
		\$APINVCE	BL539661 DARDANUP MEATS	384.99				
		\$APINVCE	BL540040 DARDANUP MEATS	184.97				
208390	24/09/2020	DEPUTY COMMISSIONER OF TAXATION						598,053.00
		<i>Invoice Number</i>	<i>Payment Details</i>	<i>Amount</i>	<i>Discount</i>	<i>Retention</i>	<i>PPS</i>	
		\$HRPAYJNL	EF 11/09/2020 HELP	1,156.00				
		\$HRPAYJNL	EF 11/09/2020 WITHHOLDING TAX (PAYG)	105,848.00				
		\$HRPAYJNL	EF 11/09/2020 EXTRA TAX	600.00				
		\$HRPAYJNL	F 11/09/2020 WITHHOLDING TAX (PAYG)	465,631.00				
		\$HRPAYJNL	F 11/09/2020 HELP	20.00				
		\$HRPAYJNL	F 11/09/2020 SFSS	482.00				
		\$HRPAYJNL	F 11/09/2020 HELP	12,840.00				
		\$HRPAYJNL	F 11/09/2020 WITHHOLDING TAX (PAYG)	8,748.00				
		\$HRPAYJNL	F 11/09/2020 ETP TAX (CODE O)	881.00				
		\$HRPAYJNL	F 11/09/2020 EXTRA TAX	1,847.00				
208391	24/09/2020	DILENA METAL SALES						349.00
		<i>Invoice Number</i>	<i>Payment Details</i>	<i>Amount</i>	<i>Discount</i>	<i>Retention</i>	<i>PPS</i>	
		\$APINVCE	147513 STEEL SHEETS REQUIRED FOR FABRICATION TO	349.00				

Payment Details by Invoice

MUNICIPAL FUND



From Period 3 To Period 3 From Date 1/09/2020 To Date 30/09/2020

<i>Cheque/EFT Number</i>	<i>Payment Date</i>	<i>Payee</i>					<i>Payment Amount</i>
208392	24/09/2020	EBSCO AUSTRALIA					476.30
		<i>Invoice Number</i>	<i>Payment Details</i>	<i>Amount</i>	<i>Discount</i>	<i>Retention</i>	<i>PPS</i>
		\$APINVCE 0274822	MAGAZINE SUBSCRIPTION RENEWALS FOR THREE	476.30			
208393	24/09/2020	ELLENBY TREE FARM					10,048.81
		<i>Invoice Number</i>	<i>Payment Details</i>	<i>Amount</i>	<i>Discount</i>	<i>Retention</i>	<i>PPS</i>
		\$APINVCE 26263	WELLINGTON SQUARE ENHANCEMENT - TREES PR	10,048.81			
208394	24/09/2020	FARINOSI & SONS PTY LTD					366.98
		<i>Invoice Number</i>	<i>Payment Details</i>	<i>Amount</i>	<i>Discount</i>	<i>Retention</i>	<i>PPS</i>
		\$APINVCE 10974096	VARIOUS SITES - UNPLANNED MAINTENANCE -	103.90			
		\$APINVCE 10974947	VARIOUS SITES - UNPLANNED MAINTENANCE -	56.55			
		\$APINVCE 10974787	VARIOUS SITES - UNPLANNED MAINTENANCE -	78.95			
		\$APINVCE 10975109	SUPPLY OF 1 X BOX OF THUNDERBOLT PRO HEX	127.58			
208395	24/09/2020	HAMES SHARLEY (WA) PTY LTD					2,845.13
		<i>Invoice Number</i>	<i>Payment Details</i>	<i>Amount</i>	<i>Discount</i>	<i>Retention</i>	<i>PPS</i>
		\$APINVCE WA014287	CHARACTER STUDY CONTRACT VARIATION	2,845.13			
208396	24/09/2020	HAYS PERSONNEL SERVICES (AUST) PTY LTD					1,862.08
		<i>Invoice Number</i>	<i>Payment Details</i>	<i>Amount</i>	<i>Discount</i>	<i>Retention</i>	<i>PPS</i>
		\$APINVCE 9522767	SUPPLY OF MAINTENANCE WORKER JASON	372.42			
		\$APINVCE 9522766	SUPPLY OF MAINTENANCE WORKER TONY	1,489.66			
208397	24/09/2020	HEWLETT PACKARD AUSTRALIA PTY LTD T/AS HEWLETT					9,712.12
		<i>Invoice Number</i>	<i>Payment Details</i>	<i>Amount</i>	<i>Discount</i>	<i>Retention</i>	<i>PPS</i>
		\$APINVCE 6077075	HPE DATAPARK EXTENDED WARRANTY ON HP	9,712.12			
208398	24/09/2020	CHANDLER MACLEOD LTD					368.28
		<i>Invoice Number</i>	<i>Payment Details</i>	<i>Amount</i>	<i>Discount</i>	<i>Retention</i>	<i>PPS</i>
		\$APINVCE 93359453	COP CATERING STAFF HIRE.	368.28			
208399	24/09/2020	HYDROQUIP PUMPS					374.00
		<i>Invoice Number</i>	<i>Payment Details</i>	<i>Amount</i>	<i>Discount</i>	<i>Retention</i>	<i>PPS</i>
		\$APINVCE INV-41702	SOUTHERN CROSS FOUNTAIN - WET WELL INSPE	374.00			

Payment Details by Invoice

MUNICIPAL FUND



From Period 3 To Period 3 From Date 1/09/2020 To Date 30/09/2020

<i>Cheque/EFT Number</i>	<i>Payment Date</i>	<i>Payee</i>					<i>Payment Amount</i>
208400	24/09/2020	ID SUPPLIES PTY LTD					3,211.45
		<i>Invoice Number</i>	<i>Payment Details</i>	<i>Amount</i>	<i>Discount</i>	<i>Retention</i>	<i>PPS</i>
	\$APINVCE	011372	PARKING CARDS	3,211.45			
208401	24/09/2020	KELYN TRAINING SERVICES					3,200.00
		<i>Invoice Number</i>	<i>Payment Details</i>	<i>Amount</i>	<i>Discount</i>	<i>Retention</i>	<i>PPS</i>
	\$APINVCE	00029283	BASIC TRAFFIC MANAGEMENT TRAINING FOR AL	3,200.00			
208402	24/09/2020	KONE ELEVATORS PTY LTD					2,773.83
		<i>Invoice Number</i>	<i>Payment Details</i>	<i>Amount</i>	<i>Discount</i>	<i>Retention</i>	<i>PPS</i>
	\$APINVCE	191928239	CAR PARK AUTO DOORS UNPLANNED	278.50			
	\$APINVCE	191928162	CAR PARK AUTO DOORS UNPLANNED	2,495.33			
208403	24/09/2020	KWIK KOPY PRINTING					144.24
		<i>Invoice Number</i>	<i>Payment Details</i>	<i>Amount</i>	<i>Discount</i>	<i>Retention</i>	<i>PPS</i>
	\$APINVCE	102643	DELIVERY TO HISTORY CENTRE, CITY OF PERT	144.24			
208404	24/09/2020	LIGHT APPLICATIONS					44,854.70
		<i>Invoice Number</i>	<i>Payment Details</i>	<i>Amount</i>	<i>Discount</i>	<i>Retention</i>	<i>PPS</i>
	\$APINVCE	82502	THIS PROJECT FORMS PART OF AN ONGOING IN	44,854.70			
208405	24/09/2020	BUCHER MUNICIPAL PTY LTD					1,291.43
		<i>Invoice Number</i>	<i>Payment Details</i>	<i>Amount</i>	<i>Discount</i>	<i>Retention</i>	<i>PPS</i>
	\$APINVCE	979114	BIN SUPPORT PADS AND BIN SWITCHES FOR LA	1,291.43			
208406	24/09/2020	MAJOR MOTORS PTY LTD					993.10
		<i>Invoice Number</i>	<i>Payment Details</i>	<i>Amount</i>	<i>Discount</i>	<i>Retention</i>	<i>PPS</i>
	\$APINVCE	947849	REPLACEMENT DOOR PLASTIC FENDER	359.01			
	\$APINVCE	948718	REPLACEMENT RESCUE SWITCH FOR URBIN COMP	216.82			
	\$APINVCE	948354	REPLACEMENT DOOR TRIM, AIR REPAIR KIT FO	437.84			
	\$APCREDIT	948354	INVOICE 948354	(20.57)			

Payment Details by Invoice

MUNICIPAL FUND



From Period 3 To Period 3
 From Date 1/09/2020 To Date 30/09/2020

<i>Cheque/EFT Number</i>	<i>Payment Date</i>	<i>Payee</i>					<i>Payment Amount</i>
208407	24/09/2020	MARKETFORCE LTD					7,301.94
		<i>Invoice Number</i>	<i>Payment Details</i>	<i>Amount</i>	<i>Discount</i>	<i>Retention</i>	<i>PPS</i>
		\$APINVCE 34235	NEWSPAPER ADVERTISING OF SCHEME	782.06			
		\$APINVCE 34717	STATUTORY ADVERTISING - TENDERS 2020/21	335.42			
		\$APINVCE 34722	STATUTORY ADVERTISING - TENDERS 2020/21	451.77			
		\$APINVCE 34252	SEEK 30 AD PACK	5,379.00			
		\$APINVCE 34253	STATUTORY ADVERTISING - TENDERS 2020/21	353.69			
208408	24/09/2020	METRO FILTERS					438.00
		<i>Invoice Number</i>	<i>Payment Details</i>	<i>Amount</i>	<i>Discount</i>	<i>Retention</i>	<i>PPS</i>
		\$APINVCE 00163153	CHILD CARE - CANOPY AND FILTER CLEAN	438.00			
208409	24/09/2020	MINDARIE REGIONAL COUNCIL					75,914.76
		<i>Invoice Number</i>	<i>Payment Details</i>	<i>Amount</i>	<i>Discount</i>	<i>Retention</i>	<i>PPS</i>
		\$APINVCE SINV042456	PROVISION OF LANDFILL TIPPING - 20/21	53,691.69			
		\$APINVCE SINV-042509	PROVISION OF LANDFILL TIPPING - 20/21	22,223.07			
208410	24/09/2020	M P ROGERS & ASSOCIATES PTY LTD					372.02
		<i>Invoice Number</i>	<i>Payment Details</i>	<i>Amount</i>	<i>Discount</i>	<i>Retention</i>	<i>PPS</i>
		\$APINVCE 21040	DOUBLE TREE HILTON RIVERWALL PEER REVIEW	372.02			
208411	24/09/2020	PARALLAX PRODUCTIONS PTY LTD					1,371.76
		<i>Invoice Number</i>	<i>Payment Details</i>	<i>Amount</i>	<i>Discount</i>	<i>Retention</i>	<i>PPS</i>
		\$APINVCE INV-0554	HANG TRACK FOR CITI PLACE COMMUNITY CENT	1,371.76			
208412	24/09/2020	PERROTT PAINTING					12,966.64
		<i>Invoice Number</i>	<i>Payment Details</i>	<i>Amount</i>	<i>Discount</i>	<i>Retention</i>	<i>PPS</i>
		\$APINVCE SINV16753	UNPLANNED GRAFFITI REMOVAL & PAINTING SE	404.64			
		\$APINVCE SINV16745	UNPLANNED GRAFFITI REMOVAL & PAINTING SE	12,562.00			
208413	24/09/2020	A RICHARDS PTY LTD T/AS RICHGRO GARDEN PRODUCTS					899.80
		<i>Invoice Number</i>	<i>Payment Details</i>	<i>Amount</i>	<i>Discount</i>	<i>Retention</i>	<i>PPS</i>
		\$APINVCE 814374	SUPPLY 10M3 LANDSCAPE MIX SOIL	583.00			
		\$APINVCE 808156	SUPPLY 72 BAGS SHEEP MANURE	316.80			

Payment Details by Invoice

MUNICIPAL FUND



From Period 3 To Period 3 From Date 1/09/2020 To Date 30/09/2020

<i>Cheque/EFT Number</i>	<i>Payment Date</i>	<i>Payee</i>					<i>Payment Amount</i>
208414	24/09/2020	THE ROYAL LIFE SAVING SOCIETY WA INC					904.48
		<i>Invoice Number</i>	<i>Payment Details</i>	<i>Amount</i>	<i>Discount</i>	<i>Retention</i>	<i>PPS</i>
		\$APINVCE 120639	VARIOUS SITES -WATER FEATURE PLANNED MAI	904.48			
208415	24/09/2020	FUJI XEROX BUSINESSFORCE PTY LTD					1,539.66
		<i>Invoice Number</i>	<i>Payment Details</i>	<i>Amount</i>	<i>Discount</i>	<i>Retention</i>	<i>PPS</i>
		\$APINVCE 661089735	INFRINGEMENT REMINDER AND FINAL DEMAND	483.69			
		\$APINVCE 662089735	INFRINGEMENT REMINDER AND FINAL DEMAND	1,055.97			
208416	24/09/2020	DEPARTMENT PREMIER & CABINET - STATE LAW					374.52
		<i>Invoice Number</i>	<i>Payment Details</i>	<i>Amount</i>	<i>Discount</i>	<i>Retention</i>	<i>PPS</i>
		\$APINVCE 163482	GAZETTAL OF LPS26 AMENDMENT NO. 3 PUBLIC	374.52			
208417	24/09/2020	CSP GROUP PTY LTD T/AS STIHL SHOP OSBORNE PARK					129.95
		<i>Invoice Number</i>	<i>Payment Details</i>	<i>Amount</i>	<i>Discount</i>	<i>Retention</i>	<i>PPS</i>
		\$APINVCE 60978#8	PARKS TO MAINTAIN MINOR ASSET - CHAIN AN	129.95			
208418	24/09/2020	TOOLMART AUSTRALIA PTY LTD					915.90
		<i>Invoice Number</i>	<i>Payment Details</i>	<i>Amount</i>	<i>Discount</i>	<i>Retention</i>	<i>PPS</i>
		\$APINVCE OP-157504	NEW BENCH GRINDER FOR DEPOT WORK SHOP	336.90			
		\$APINVCE OP-156191	NEW TOOL BOX FOR DEPOT WORKSHOP UTE	579.00			
208419	24/09/2020	TOTAL EDEN PTY LTD					1,028.32
		<i>Invoice Number</i>	<i>Payment Details</i>	<i>Amount</i>	<i>Discount</i>	<i>Retention</i>	<i>PPS</i>
		\$APINVCE 410846154	RETICULATION PARTS FOR VICTORIA GARDENS.	893.02			
		\$APINVCE 410847324	STORES STOCK	135.30			
208420	24/09/2020	T QUIP					435.75
		<i>Invoice Number</i>	<i>Payment Details</i>	<i>Amount</i>	<i>Discount</i>	<i>Retention</i>	<i>PPS</i>
		\$APINVCE 95073#12	NEW DECK BELTS FOR LARGE WING DECK	132.35			
		\$APINVCE 94964#7	MOWER BLADES AND DOCUMENT HOLDER FOR	303.40			
208421	24/09/2020	TOWN OF VICTORIA PARK					15,288.23
		<i>Invoice Number</i>	<i>Payment Details</i>	<i>Amount</i>	<i>Discount</i>	<i>Retention</i>	<i>PPS</i>
		\$APINVCE 240920	PARKING FEE COLLECTION 10/9/20-16/9/20	15,288.23			

Payment Details by Invoice

MUNICIPAL FUND



From Period 3 To Period 3 From Date 1/09/2020 To Date 30/09/2020

<i>Cheque/EFT Number</i>	<i>Payment Date</i>	<i>Payee</i>					<i>Payment Amount</i>
208422	24/09/2020	TURF CARE WA PTY LTD					5,170.00
		<i>Invoice Number</i>	<i>Payment Details</i>	<i>Amount</i>	<i>Discount</i>	<i>Retention</i>	<i>PPS</i>
		\$APINVCE	INV-0957	STEAM FOOTPATH WEED TREATMENT	5,170.00		
208423	24/09/2020	VALVOLINE (AUSTRALIA) PTY LTD					1,288.44
		<i>Invoice Number</i>	<i>Payment Details</i>	<i>Amount</i>	<i>Discount</i>	<i>Retention</i>	<i>PPS</i>
		\$APINVCE	3732762	ENGINE OIL FOR PAVEMENT CLEANERS - WARRA	616.45		
		\$APINVCE	3734397	ENGINE AND HYDRAULIC OIL FOR THE FLEET V	671.99		
208424	24/09/2020	UNITED EQUIPMENT PTY LTD T/AS UNITED FORKLIFT AND					2,576.71
		<i>Invoice Number</i>	<i>Payment Details</i>	<i>Amount</i>	<i>Discount</i>	<i>Retention</i>	<i>PPS</i>
		\$APINVCE	SVC0774971	HALF YEARLY SERVICE OF 3 X FORKLIFTS / 2	330.00		
		\$APINVCE	SVC0774410	HALF YEARLY SERVICE OF 3 X FORKLIFTS / 2	494.96		
		\$APINVCE	SVC0771429	HALF YEARLY SERVICE OF 3 X FORKLIFTS / 2	495.00		
		\$APINVCE	SVC0771430	HALF YEARLY SERVICE OF 3 X FORKLIFTS / 2	539.00		
		\$APINVCE	SVC0771432	HALF YEARLY SERVICE OF 3 X FORKLIFTS / 2	295.35		
		\$APINVCE	SVC0774740	HALF YEARLY SERVICE OF 3 X FORKLIFTS / 2	422.40		
208425	24/09/2020	WA HINO SALES & SERVICES					347.82
		<i>Invoice Number</i>	<i>Payment Details</i>	<i>Amount</i>	<i>Discount</i>	<i>Retention</i>	<i>PPS</i>
		\$APINVCE	265637	NEW AIR FILTERS FOR SMALLER HINO FE RUBB	347.82		
208426	24/09/2020	WARP PTY LTD					2,313.19
		<i>Invoice Number</i>	<i>Payment Details</i>	<i>Amount</i>	<i>Discount</i>	<i>Retention</i>	<i>PPS</i>
		\$APINVCE	8307111	PROVIDE TRAFFIC MANAGEMENT	1,205.83		
		\$APINVCE	8307112	PROVIDE TRAFFIC MANAGEMENT	1,107.36		
208427	24/09/2020	W.C. CONVENIENCE MANAGEMENT PTY LTD					9,490.69
		<i>Invoice Number</i>	<i>Payment Details</i>	<i>Amount</i>	<i>Discount</i>	<i>Retention</i>	<i>PPS</i>
		\$APINVCE	00011290	VARIOUS SITES - APT CLEANING & MAINTENAN	7,098.30		
		\$APINVCE	00011289	WELLINGTON SQUARE APT - CLEANING & MAINT	2,392.39		
208428	24/09/2020	WESTERN POWER					35,476.00
		<i>Invoice Number</i>	<i>Payment Details</i>	<i>Amount</i>	<i>Discount</i>	<i>Retention</i>	<i>PPS</i>
		\$APINVCE	CORPB0507987	CITY FARM PLACE LIGHTING UPGRADE WORK -	35,476.00		

Payment Details by Invoice

MUNICIPAL FUND



From Period 3 To Period 3 From Date 1/09/2020 To Date 30/09/2020

<i>Cheque/EFT Number</i>	<i>Payment Date</i>	<i>Payee</i>					<i>Payment Amount</i>
208429	24/09/2020	WESTERN RESOURCE RECOVERY PTY LTD					352.00
		<i>Invoice Number</i>	<i>Payment Details</i>	<i>Amount</i>	<i>Discount</i>	<i>Retention</i>	<i>PPS</i>
		\$APINVCE 70956	GREASE TRAP - PLANNED MAINTENANCE - VARI	352.00			
208430	24/09/2020	ZIPFORM PTY LTD					28,413.90
		<i>Invoice Number</i>	<i>Payment Details</i>	<i>Amount</i>	<i>Discount</i>	<i>Retention</i>	<i>PPS</i>
		\$APINVCE 198492	ZIPFORM - PRINTING AND POSTAGE OF RATE N	28,413.90			
208431	24/09/2020	AUSTRALIAN CHINESE TIMES					500.00
		<i>Invoice Number</i>	<i>Payment Details</i>	<i>Amount</i>	<i>Discount</i>	<i>Retention</i>	<i>PPS</i>
		\$APINVCE 070920	BOND REFUND - PERTH TOWN HALL	500.00			
208432	24/09/2020	DANIEL J MCGUINNESS					119.00
		<i>Invoice Number</i>	<i>Payment Details</i>	<i>Amount</i>	<i>Discount</i>	<i>Retention</i>	<i>PPS</i>
		\$APINVCE 150920	WORK SAFETY BOOTS REIMBURSEMENT	119.00			
208433	24/09/2020	COLIN MOK					974.00
		<i>Invoice Number</i>	<i>Payment Details</i>	<i>Amount</i>	<i>Discount</i>	<i>Retention</i>	<i>PPS</i>
		\$APINVCE 180920	BSURV REG FEE RENEWAL REIMBURSEMENT	974.00			
208434	24/09/2020	DR JAMES FORBES					228.30
		<i>Invoice Number</i>	<i>Payment Details</i>	<i>Amount</i>	<i>Discount</i>	<i>Retention</i>	<i>PPS</i>
		\$APINVCE 2020/419	REFUND APPLICATION FEE OCCP 2020/419	228.30			
208435	24/09/2020	DURATEC LIMITED					186.00
		<i>Invoice Number</i>	<i>Payment Details</i>	<i>Amount</i>	<i>Discount</i>	<i>Retention</i>	<i>PPS</i>
		\$APINVCE OB20201143	ROAD CLOSURE FEE REFUND OB-2020/1143	186.00			
208436	24/09/2020	SUSANNA ROUX					8.10
		<i>Invoice Number</i>	<i>Payment Details</i>	<i>Amount</i>	<i>Discount</i>	<i>Retention</i>	<i>PPS</i>
		\$APINVCE 01121355	PARKING CARD REFUND 01121355	8.10			
208437	24/09/2020	KNIGHT FRANK AUSTRALIA PTY LTD					101.90
		<i>Invoice Number</i>	<i>Payment Details</i>	<i>Amount</i>	<i>Discount</i>	<i>Retention</i>	<i>PPS</i>
		\$APINVCE P20423	ARCHIVE APPLICATION REFUND-202 PIER ST	101.90			

Payment Details by Invoice

MUNICIPAL FUND



From Period 3 To Period 3 From Date 1/09/2020 To Date 30/09/2020

<i>Cheque/EFT Number</i>	<i>Payment Date</i>	<i>Payee</i>						<i>Payment Amount</i>
208438	24/09/2020	SCHOOL SPORT WA INC						3,470.46
		<i>Invoice Number</i>	<i>Payment Details</i>	<i>Amount</i>	<i>Discount</i>	<i>Retention</i>	<i>PPS</i>	
		\$APINVCE 140920	PARKING CARD REFUND X5	3,470.46				
208439	24/09/2020	S C SERVICES						1,000.00
		<i>Invoice Number</i>	<i>Payment Details</i>	<i>Amount</i>	<i>Discount</i>	<i>Retention</i>	<i>PPS</i>	
		\$APINVCE HG-2020/24	WORKBOND REFUND - REGAL PLACE CAR PARK	1,000.00				
208440	24/09/2020	ESTEEM DANCE COMPANY						1,000.00
		<i>Invoice Number</i>	<i>Payment Details</i>	<i>Amount</i>	<i>Discount</i>	<i>Retention</i>	<i>PPS</i>	
		\$APINVCE 31305	BOND REFUND - PERTH TOWN HALL 31305	1,000.00				
208441	24/09/2020	P BROWN FAMILY TRUST						500.00
		<i>Invoice Number</i>	<i>Payment Details</i>	<i>Amount</i>	<i>Discount</i>	<i>Retention</i>	<i>PPS</i>	
		\$APINVCE OB20201101	BOND REFUND - 16 VANGUARD TCE OB-2020/11	500.00				
208442	24/09/2020	NO & SL BUNNAGE						79.95
		<i>Invoice Number</i>	<i>Payment Details</i>	<i>Amount</i>	<i>Discount</i>	<i>Retention</i>	<i>PPS</i>	
		\$APINVCE 070820	HEALTHY LIFESTYLE PAYMENT	79.95				
208443	24/09/2020	RUAH						5,180.85
		<i>Invoice Number</i>	<i>Payment Details</i>	<i>Amount</i>	<i>Discount</i>	<i>Retention</i>	<i>PPS</i>	
		\$APINVCE A1033729	RATES REFUND - RUAH CENTRE A1033729	5,180.85				
208444	29/09/2020	CTI5 PTY LTD						5,000.00
		<i>Invoice Number</i>	<i>Payment Details</i>	<i>Amount</i>	<i>Discount</i>	<i>Retention</i>	<i>PPS</i>	
		\$APINVCE 29092020	DEPOSIT CONTAINER DEPOSIT SCHEME	5,000.00				
208445	30/09/2020	BROOK & MARSH PTY LTD						990.00
		<i>Invoice Number</i>	<i>Payment Details</i>	<i>Amount</i>	<i>Discount</i>	<i>Retention</i>	<i>PPS</i>	
		\$APINVCE 30009274	SURVEY PLAN INTERNAL WALLS - PIER STREET	990.00				
208446	30/09/2020	CTI5 PTY LTD						2,725.49
		<i>Invoice Number</i>	<i>Payment Details</i>	<i>Amount</i>	<i>Discount</i>	<i>Retention</i>	<i>PPS</i>	
		\$APINVCE 01068965	TICKET MACHINE (APM) AUDIT FEES 2020-21	2,781.11	55.62			
					55.62			

Payment Details by Invoice

MUNICIPAL FUND



From Period 3 To Period 3 From Date 1/09/2020 To Date 30/09/2020

<i>Cheque/EFT Number</i>	<i>Payment Date</i>	<i>Payee</i>						<i>Payment Amount</i>
208447	30/09/2020	AUSTREND INTERNATIONAL PTY LTD.						976.80
		<i>Invoice Number</i>	<i>Payment Details</i>	<i>Amount</i>	<i>Discount</i>	<i>Retention</i>	<i>PPS</i>	
	\$APINVCE	65553017	STORES STOCK	976.80				
208448	30/09/2020	BIDFOOD WA PTY LTD						889.88
		<i>Invoice Number</i>	<i>Payment Details</i>	<i>Amount</i>	<i>Discount</i>	<i>Retention</i>	<i>PPS</i>	
	\$APINVCE	150342506.PER	CATERING SUPPLIES FOR CITIPLACE COMMUNIT	831.26				
	\$APINVCE	150332424.PER	CATERING SUPPLIES FOR CITIPLACE COMMUNIT	58.62				
208449	30/09/2020	NESPRESSO						461.00
		<i>Invoice Number</i>	<i>Payment Details</i>	<i>Amount</i>	<i>Discount</i>	<i>Retention</i>	<i>PPS</i>	
	\$APINVCE	35228050	COFFEE SUPPLIES - LEVEL 8	461.00				
208450	30/09/2020	ROSMECH SALES AND SERVICE PTY LTD						1,042.46
		<i>Invoice Number</i>	<i>Payment Details</i>	<i>Amount</i>	<i>Discount</i>	<i>Retention</i>	<i>PPS</i>	
	\$APINVCE	105977	REPLACEMENT SUCTION SNORKEL HOSE, SEAL S	1,042.46				
208451	30/09/2020	WESTBOOKS						757.32
		<i>Invoice Number</i>	<i>Payment Details</i>	<i>Amount</i>	<i>Discount</i>	<i>Retention</i>	<i>PPS</i>	
	\$APINVCE	316460	ASSORTED CHILDREN'S LIBRARY STOCK	757.32				
208452	30/09/2020	PARAMOUNT BUSINESS SUPPLIES						476.30
		<i>Invoice Number</i>	<i>Payment Details</i>	<i>Amount</i>	<i>Discount</i>	<i>Retention</i>	<i>PPS</i>	
	\$APINVCE	00011054	LAMINATING POUCHES FOR PARKING PERMITS	476.30				
208453	30/09/2020	GLOBAL AUTOCOAT PTY LTD						1,237.23
		<i>Invoice Number</i>	<i>Payment Details</i>	<i>Amount</i>	<i>Discount</i>	<i>Retention</i>	<i>PPS</i>	
	\$APINVCE	SINV391938	SUPPLY OF 1 X BOX ATS VELCRO DISC 6H 80G	82.23				
	\$APINVCE	SINV391946	SUPPLY OF 1 X DUST EXTR.55LT +1 INT HOS	1,155.00				

Payment Details by Invoice

MUNICIPAL FUND



From Period 3 To Period 3 From Date 1/09/2020 To Date 30/09/2020

<i>Cheque/EFT Number</i>	<i>Payment Date</i>	<i>Payee</i>						<i>Payment Amount</i>
208454	30/09/2020	MAJESTIC PLUMBING						3,739.36
		<i>Invoice Number</i>	<i>Payment Details</i>	<i>Amount</i>	<i>Discount</i>	<i>Retention</i>	<i>PPS</i>	
		\$APINVCE 238116	VARIOUS SITES - UNPLANNED PLUMBING MAINT	565.57				
		\$APINVCE 238061	VARIOUS SITES - UNPLANNED PLUMBING MAINT	230.34				
		\$APINVCE 237970	VARIOUS SITES - UNPLANNED PLUMBING MAINT	1,462.55				
		\$APINVCE 238026	VARIOUS SITES - UNPLANNED PLUMBING MAINT	87.40				
		\$APINVCE 238048	VARIOUS SITES - UNPLANNED PLUMBING MAINT	515.35				
		\$APINVCE 238164	VARIOUS SITES - UNPLANNED PLUMBING MAINT	87.40				
		\$APINVCE 238140	VARIOUS SITES - UNPLANNED PLUMBING MAINT	453.20				
		\$APINVCE 238087	VARIOUS SITES - UNPLANNED PLUMBING MAINT	151.75				
		\$APINVCE 238165	VARIOUS SITES - UNPLANNED PLUMBING MAINT	98.40				
		\$APINVCE 237947	VARIOUS SITES - UNPLANNED PLUMBING MAINT	87.40				
208455	30/09/2020	ATOM SUPPLY						1,981.06
		<i>Invoice Number</i>	<i>Payment Details</i>	<i>Amount</i>	<i>Discount</i>	<i>Retention</i>	<i>PPS</i>	
		\$APINVCE P2109658	CONTAINER DEPOSIT SCHEME	40.24				
		\$APINVCE P2109402	STORES STOCK ORDER AMENDED CHANGING	1,636.80				
		\$APINVCE P2109735	STORES STOCK ORDER AMENDED CHANGING	237.80				
		\$APINVCE P2109330	STORES STOCK ORDER AMENDED CHANGING	66.22				
208456	30/09/2020	AUTO EXTRA						450.00
		<i>Invoice Number</i>	<i>Payment Details</i>	<i>Amount</i>	<i>Discount</i>	<i>Retention</i>	<i>PPS</i>	
		\$APINVCE I247028	SPECIAL BRACKET TO LOCK IN SHOVELS FOR A	450.00				
208457	30/09/2020	ACCESS BRICKPAVING CO						17,949.64
		<i>Invoice Number</i>	<i>Payment Details</i>	<i>Amount</i>	<i>Discount</i>	<i>Retention</i>	<i>PPS</i>	
		\$APINVCE 00110923	BLANKET ORDER FOR ACCESS BRICK PAVING AS	5,640.69				
		\$APINVCE 00110924	BLANKET ORDER FOR ACCESS BRICK PAVING AS	12,308.95				
208458	30/09/2020	SUNNY INDUSTRIAL BRUSHWARE						1,749.10
		<i>Invoice Number</i>	<i>Payment Details</i>	<i>Amount</i>	<i>Discount</i>	<i>Retention</i>	<i>PPS</i>	
		\$APINVCE 00022321	BRUSHES FOR ALL LARGE ROAD SWEEPERS AND	1,749.10				

Payment Details by Invoice

MUNICIPAL FUND



From Period 3 To Period 3 From Date 1/09/2020 To Date 30/09/2020

<i>Cheque/EFT Number</i>	<i>Payment Date</i>	<i>Payee</i>						<i>Payment Amount</i>
208459	30/09/2020	EOS ELECTRICAL						21,936.70
		<u>Invoice Number</u>	<u>Payment Details</u>	<u>Amount</u>	<u>Discount</u>	<u>Retention</u>	<u>PPS</u>	
		\$APINVCE 00013470	ELECTRICAL MAINTENANCE OF STREET LIGHTS	1,553.93				
		\$APINVCE 00013498	ELECTRICAL MAINTENANCE OF STREET LIGHTS	869.00				
		\$APINVCE 00013506	EXISTING CHRISTMAS DECORATIONS INSPECTIO	16,647.13				
		\$APINVCE 00013504	CHRISTMAS DECORATIONS RENEWAL -STRIP OFF	478.50				
		\$APINVCE 00013465	GENERIC STREET BANNER INSTALLATION	2,388.14				
208460	30/09/2020	DRAINFLOW SERVICES PTY LTD						10,161.92
		<u>Invoice Number</u>	<u>Payment Details</u>	<u>Amount</u>	<u>Discount</u>	<u>Retention</u>	<u>PPS</u>	
		\$APINVCE 00005877	PIT COVER REPLACEMENTS VARIOUS LOCATIONS	4,372.92				
		\$APINVCE 00006052	FORREST PLACE LOADING DOCK - GULLY PIT A	1,591.00	31.82			
		\$APINVCE 00005876	PIT COVER REPLACEMENTS VARIOUS LOCATIONS	4,372.92				
					31.82			
208461	30/09/2020	JAMES BENNETT PTY LTD						1,719.00
		<u>Invoice Number</u>	<u>Payment Details</u>	<u>Amount</u>	<u>Discount</u>	<u>Retention</u>	<u>PPS</u>	
		\$APINVCE 4729343	LIBRARY STOCK PURCHASES OF ASSORTED BOOK	498.00				
		\$APINVCE 4729338	LIBRARY STOCK PURCHASES OF ASSORTED BOOK	51.30				
		\$APINVCE 4729608	ASSORTED E-BOOKS - PER AXS	222.92				
		\$APINVCE 4729336	LIBRARY STOCK PURCHASES OF ASSORTED BOOK	45.36				
		\$APINVCE 4729340	LIBRARY STOCK PURCHASES OF ASSORTED BOOK	342.40				
		\$APINVCE 4729337	LIBRARY STOCK PURCHASES OF ASSORTED BOOK	221.18				
		\$APINVCE PSO409230	LIBRARY STOCK PURCHASES OF ASSORTED BOOK	29.95				
		\$APINVCE PSO409222	LIBRARY STOCK PURCHASES OF ASSORTED BOOK	24.35				
		\$APINVCE 4729342	LIBRARY STOCK PURCHASES OF ASSORTED BOOK	283.54				

Payment Details by Invoice

MUNICIPAL FUND



From Period 3 To Period 3 From Date 1/09/2020 To Date 30/09/2020

<i>Cheque/EFT Number</i>	<i>Payment Date</i>	<i>Payee</i>						<i>Payment Amount</i>
208462	30/09/2020	GILMOUR & JOOSTE ELECTRICAL						6,025.37
		<u>Invoice Number</u>	<u>Payment Details</u>	<u>Amount</u>	<u>Discount</u>	<u>Retention</u>	<u>PPS</u>	
		\$APINVCE INV-10451	ELECTRICAL MAINTENANCE FOR STREET LIGHTI	550.00				
		\$APINVCE INV-9514	ELECTRICAL MAINTENANCE FOR STREET LIGHTI	1,643.98				
		\$APINVCE INV-10352	ELECTRICAL MAINTENANCE FOR STREET LIGHTI	270.09				
		\$APINVCE INV-10302	ELECTRICAL MAINTENANCE FOR STREET LIGHTI	225.50				
		\$APINVCE INV-10426	VARIOUS SITES - UNPLANNED ELECTRICAL MAI	330.00				
		\$APINVCE INV-10354	ELECTRICAL MAINTENANCE FOR STREET LIGHTI	235.81				
		\$APINVCE INV-10239	ELECTRICAL MAINTENANCE FOR STREET LIGHTI	1,760.99				
		\$APINVCE INV-10427	VARIOUS SITES - UNPLANNED ELECTRICAL MAI	1,009.00				
208463	30/09/2020	LIGHTSPEED COMMUNICATIONS AUSTRALIA PTY LTD T/AS						46,651.66
		<u>Invoice Number</u>	<u>Payment Details</u>	<u>Amount</u>	<u>Discount</u>	<u>Retention</u>	<u>PPS</u>	
		\$APINVCE 86918	FIBRE OPTIC CABLING TO THE ABERDEEN ST C	24,601.18				
		\$APINVCE 86950	Q24000 MOORE ST CCTV INFRASTRUCTURE	21,812.79				
		\$APINVCE 86953	URGENT CALLOUT COP DEPOT DUE TO UPS FUME	237.69				
208464	30/09/2020	CNW PTY LTD T/AS CNW ELECTRICAL WHOLESALE &						3,705.02
		<u>Invoice Number</u>	<u>Payment Details</u>	<u>Amount</u>	<u>Discount</u>	<u>Retention</u>	<u>PPS</u>	
		\$APINVCE 118369101	COVID-19 - STOCK PPE SHOULD WE ENTER PHA	3,705.02				

Payment Details by Invoice

MUNICIPAL FUND



From Period 3 To Period 3 From Date 1/09/2020 To Date 30/09/2020

<i>Cheque/EFT Number</i>	<i>Payment Date</i>	<i>Payee</i>	<i>Payment Amount</i>
208465	30/09/2020	AUSTRALIAN SUPER	194,053.60

	<i>Invoice Number</i>	<i>Payment Details</i>	<i>Amount</i>	<i>Discount</i>	<i>Retention</i>	<i>PPS</i>
\$HRPAYJNL	F 25/09/2020	SGC COMPULSORY - EMPLOYER	231.02			
\$HRPAYJNL	F 25/09/2020	SGC COMPULSORY - EMPLOYER	256.15			
\$HRPAYJNL	F 25/09/2020	SGC COMPULSORY - EMPLOYER	143.24			
\$HRPAYJNL	F 25/09/2020	5% COUNCIL MATCHED COMPANY	269.92			
\$HRPAYJNL	F 25/09/2020	5% COUNCIL MATCHED COMPANY	194.53			
\$HRPAYJNL	F 25/09/2020	5% COUNCIL MATCHED COMPANY	1,328.99			
\$HRPAYJNL	EF 25/09/2020	5% COUNCIL MATCHED COMPANY	678.22			
\$HRPAYJNL	F 25/09/2020	CC SCHEME EMPLOYEE CONTRIBUTION - POSTTA	2,327.07			
\$HRPAYJNL	F 25/09/2020	SGC COMPULSORY - EMPLOYER	335.16			
\$HRPAYJNL	F 25/09/2020	SGC COMPULSORY - EMPLOYER	3,168.72			
\$HRPAYJNL	F 25/09/2020	SGC COMPULSORY - EMPLOYER	3.47			
\$HRPAYJNL	EF 25/09/2020	SGC COMPULSORY - EMPLOYER	7,609.03			
\$HRPAYJNL	F 25/09/2020	SGC COMPULSORY - EMPLOYER	242.90			
\$HRPAYJNL	F 25/09/2020	SGC COMPULSORY - EMPLOYER	566.35			
\$HRPAYJNL	EF 25/09/2020	SGC COMPULSORY - EMPLOYER	2,827.90			
\$HRPAYJNL	F 25/09/2020	SGC COMPULSORY - EMPLOYER	1,280.01			
\$HRPAYJNL	F 25/09/2020	SGC COMPULSORY - EMPLOYER	20.02			
\$HRPAYJNL	F 25/09/2020	5% COUNCIL MATCHED COMPANY	192.27			
\$HRPAYJNL	F 25/09/2020	5% COUNCIL MATCHED COMPANY	10.61			
\$HRPAYJNL	F 25/09/2020	5% COUNCIL MATCHED COMPANY	5.17			
\$HRPAYJNL	EF 25/09/2020	5% COUNCIL MATCHED COMPANY	245.72			
\$HRPAYJNL	F 25/09/2020	5% COUNCIL MATCHED COMPANY	61.81			
\$HRPAYJNL	EF 25/09/2020	SGC COMPULSORY - EMPLOYER	3,130.32			
\$HRPAYJNL	F 25/09/2020	SGC COMPULSORY - EMPLOYER	1,236.56			
\$HRPAYJNL	F 25/09/2020	5% COUNCIL MATCHED COMPANY	10.61			
\$HRPAYJNL	F 25/09/2020	5% COUNCIL MATCHED COMPANY	241.39			
\$HRPAYJNL	F 25/09/2020	5% COUNCIL MATCHED COMPANY	70.73			
\$HRPAYJNL	F 25/09/2020	SGC COMPULSORY - EMPLOYER	10,129.03			
\$HRPAYJNL	F 25/09/2020	SGC COMPULSORY - EMPLOYER	1,289.60			
\$HRPAYJNL	F 25/09/2020	5% COUNCIL MATCHED COMPANY	47.23			
\$HRPAYJNL	F 25/09/2020	5% COUNCIL MATCHED COMPANY	82.64			
\$HRPAYJNL	F 25/09/2020	SGC COMPULSORY - EMPLOYER	421.83			
\$HRPAYJNL	F 25/09/2020	SGC COMPULSORY - EMPLOYER	1,156.88			
\$HRPAYJNL	F 25/09/2020	5% COUNCIL MATCHED COMPANY	35.52			

Payment Details by Invoice

MUNICIPAL FUND



From Period 3 To Period 3 From Date 1/09/2020 To Date 30/09/2020

<i>Cheque/EFT Number</i>	<i>Payment Date</i>	<i>Payee</i>	<i>Payment Amount</i>
\$HRPAYJNL	F 25/09/2020	SGC COMPULSORY - EMPLOYER	258.01
\$HRPAYJNL	F 25/09/2020	SGC COMPULSORY - EMPLOYER	1,419.92
\$HRPAYJNL	F 25/09/2020	SGC COMPULSORY - EMPLOYER	2,284.65
\$HRPAYJNL	F 25/09/2020	EMPLOYEE CONTRIBUTION - PRETAX (%)	5,726.58
\$HRPAYJNL	F 25/09/2020	SGC COMPULSORY - EMPLOYER	823.64
\$HRPAYJNL	F 25/09/2020	SGC COMPULSORY - EMPLOYER	238.30
\$HRPAYJNL	F 25/09/2020	SGC COMPULSORY - EMPLOYER	3,949.03
\$HRPAYJNL	F 25/09/2020	5% COUNCIL MATCHED COMPANY	1,296.21
\$HRPAYJNL	F 25/09/2020	CC SCHEME EMPLOYEE CONTRIBUTION - PRETAX	22,006.32
\$HRPAYJNL	EF 25/09/2020	SGC COMPULSORY - EMPLOYER	569.87
\$HRPAYJNL	F 25/09/2020	SGC COMPULSORY - EMPLOYER	171.18
\$HRPAYJNL	EF 25/09/2020	EMPLOYEE CONTRIBUTION - PRETAX (%)	1,227.34
\$HRPAYJNL	F 25/09/2020	5% COUNCIL MATCHED COMPANY	452.80
\$HRPAYJNL	F 25/09/2020	SGC COMPULSORY - EMPLOYER	878.46
\$HRPAYJNL	F 25/09/2020	5% COUNCIL MATCHED COMPANY	154.87
\$HRPAYJNL	F 25/09/2020	5% COUNCIL MATCHED COMPANY	560.87
\$HRPAYJNL	F 25/09/2020	SGC COMPULSORY - EMPLOYER	41.55
\$HRPAYJNL	F 25/09/2020	5% COUNCIL MATCHED COMPANY	506.17
\$HRPAYJNL	F 25/09/2020	SGC COMPULSORY - EMPLOYER	176.03
\$HRPAYJNL	F 25/09/2020	5% COUNCIL MATCHED COMPANY	173.36
\$HRPAYJNL	F 25/09/2020	5% COUNCIL MATCHED COMPANY	121.00
\$HRPAYJNL	F 25/09/2020	SGC COMPULSORY - EMPLOYER	117.44
\$HRPAYJNL	F 25/09/2020	5% COUNCIL MATCHED COMPANY	198.39
\$HRPAYJNL	F 25/09/2020	5% COUNCIL MATCHED COMPANY	1,604.37
\$HRPAYJNL	EF 25/09/2020	5% COUNCIL MATCHED COMPANY	1,375.37
\$HRPAYJNL	F 25/09/2020	5% COUNCIL MATCHED COMPANY	1,129.49
\$HRPAYJNL	F 25/09/2020	SGC COMPULSORY - EMPLOYER	1,821.05
\$HRPAYJNL	F 25/09/2020	SGC COMPULSORY - EMPLOYER	10.41
\$HRPAYJNL	F 25/09/2020	5% COUNCIL MATCHED COMPANY	367.53
\$HRPAYJNL	F 25/09/2020	5% COUNCIL MATCHED COMPANY	426.86
\$HRPAYJNL	F 25/09/2020	SGC COMPULSORY - EMPLOYER	823.42
\$HRPAYJNL	EF 25/09/2020	SGC COMPULSORY - EMPLOYER	322.69
\$HRPAYJNL	F 25/09/2020	SGC COMPULSORY - EMPLOYER	1,106.44
\$HRPAYJNL	F 25/09/2020	5% COUNCIL MATCHED COMPANY	64.49
\$HRPAYJNL	EF 25/09/2020	SGC COMPULSORY - EMPLOYER	912.17
\$HRPAYJNL	F 25/09/2020	CC SCHEME EMPLOYEE CONTRIBUTION - PRETAX	474.45
\$HRPAYJNL	F 25/09/2020	SGC COMPULSORY - EMPLOYER	20.16

Payment Details by Invoice

MUNICIPAL FUND



From Period 3 To Period 3 From Date 1/09/2020 To Date 30/09/2020

<i>Cheque/EFT Number</i>	<i>Payment Date</i>	<i>Payee</i>	<i>Payment Amount</i>
\$HRPAYJNL	F 25/09/2020	5% COUNCIL MATCHED COMPANY	176.40
\$HRPAYJNL	EF 25/09/2020	SGC COMPULSORY - EMPLOYER	2,662.60
\$HRPAYJNL	F 25/09/2020	SGC COMPULSORY - EMPLOYER	2,525.06
\$HRPAYJNL	F 25/09/2020	SGC COMPULSORY - EMPLOYER	241.45
\$HRPAYJNL	F 25/09/2020	5% COUNCIL MATCHED COMPANY	428.89
\$HRPAYJNL	F 25/09/2020	SGC COMPULSORY - EMPLOYER	234.86
\$HRPAYJNL	F 25/09/2020	SGC COMPULSORY - EMPLOYER	41.55
\$HRPAYJNL	F 25/09/2020	5% COUNCIL MATCHED COMPANY	130.08
\$HRPAYJNL	F 25/09/2020	5% COUNCIL MATCHED COMPANY	10.61
\$HRPAYJNL	F 25/09/2020	SGC COMPULSORY - EMPLOYER	39.15
\$HRPAYJNL	F 25/09/2020	SGC COMPULSORY - EMPLOYER	741.02
\$HRPAYJNL	F 25/09/2020	SGC COMPULSORY - EMPLOYER	96.34
\$HRPAYJNL	F 25/09/2020	5% COUNCIL MATCHED COMPANY	485.43
\$HRPAYJNL	F 25/09/2020	SGC COMPULSORY - EMPLOYER	1,170.01
\$HRPAYJNL	F 25/09/2020	SGC COMPULSORY - EMPLOYER	414.47
\$HRPAYJNL	F 25/09/2020	5% COUNCIL MATCHED COMPANY	602.08
\$HRPAYJNL	F 25/09/2020	SGC COMPULSORY - EMPLOYER	496.21
\$HRPAYJNL	F 25/09/2020	5% COUNCIL MATCHED COMPANY	35.29
\$HRPAYJNL	F 25/09/2020	5% COUNCIL MATCHED COMPANY	147.77
\$HRPAYJNL	F 25/09/2020	SGC COMPULSORY - EMPLOYER	369.61
\$HRPAYJNL	F 25/09/2020	5% COUNCIL MATCHED COMPANY	126.74
\$HRPAYJNL	F 25/09/2020	5% COUNCIL MATCHED COMPANY	194.53
\$HRPAYJNL	EF 25/09/2020	SGC COMPULSORY - EMPLOYER	642.94
\$HRPAYJNL	F 25/09/2020	5% COUNCIL MATCHED COMPANY	298.08
\$HRPAYJNL	F 25/09/2020	SGC COMPULSORY - EMPLOYER	520.36
\$HRPAYJNL	F 25/09/2020	SGC COMPULSORY - EMPLOYER	1,218.23
\$HRPAYJNL	F 25/09/2020	SGC COMPULSORY - EMPLOYER	1,068.84
\$HRPAYJNL	F 25/09/2020	5% COUNCIL MATCHED COMPANY	370.39
\$HRPAYJNL	F 25/09/2020	SGC COMPULSORY - EMPLOYER	2,477.84
\$HRPAYJNL	F 25/09/2020	5% COUNCIL MATCHED COMPANY	257.94
\$HRPAYJNL	F 25/09/2020	5% COUNCIL MATCHED COMPANY	125.42
\$HRPAYJNL	F 25/09/2020	SGC COMPULSORY - EMPLOYER	939.47
\$HRPAYJNL	F 25/09/2020	SGC COMPULSORY - EMPLOYER	409.21
\$HRPAYJNL	F 25/09/2020	SGC COMPULSORY - EMPLOYER	580.67
\$HRPAYJNL	F 25/09/2020	SGC COMPULSORY - EMPLOYER	275.89
\$HRPAYJNL	F 25/09/2020	SGC COMPULSORY - EMPLOYER	443.43
\$HRPAYJNL	F 25/09/2020	EMPLOYEE CONTRIBUTION - POST TAX (\$)	239.00

Payment Details by Invoice

MUNICIPAL FUND



From Period 3 To Period 3
 From Date 1/09/2020 To Date 30/09/2020

<i>Cheque/EFT Number</i>	<i>Payment Date</i>	<i>Payee</i>	<i>Payment Amount</i>
\$HRPAYJNL	F 25/09/2020	5% COUNCIL MATCHED COMPANY	572.11
\$HRPAYJNL	F 25/09/2020	SGC COMPULSORY - EMPLOYER	333.47
\$HRPAYJNL	F 25/09/2020	5% COUNCIL MATCHED COMPANY	123.62
\$HRPAYJNL	F 25/09/2020	SGC COMPULSORY - EMPLOYER	1,560.91
\$HRPAYJNL	EF 25/09/2020	5% COUNCIL MATCHED COMPANY	214.14
\$HRPAYJNL	F 25/09/2020	SGC COMPULSORY - EMPLOYER	47.48
\$HRPAYJNL	F 25/09/2020	5% COUNCIL MATCHED COMPANY	90.10
\$HRPAYJNL	F 25/09/2020	SGC COMPULSORY - EMPLOYER	644.92
\$HRPAYJNL	F 25/09/2020	5% COUNCIL MATCHED COMPANY	121.58
\$HRPAYJNL	F 25/09/2020	SGC COMPULSORY - EMPLOYER	474.96
\$HRPAYJNL	F 25/09/2020	SGC COMPULSORY - EMPLOYER	616.54
\$HRPAYJNL	EF 25/09/2020	5% COUNCIL MATCHED COMPANY	169.84
\$HRPAYJNL	F 25/09/2020	SGC COMPULSORY - EMPLOYER	91.73
\$HRPAYJNL	F 25/09/2020	5% COUNCIL MATCHED COMPANY	121.58
\$HRPAYJNL	F 25/09/2020	SGC COMPULSORY - EMPLOYER	980.55
\$HRPAYJNL	F 25/09/2020	SGC COMPULSORY - EMPLOYER	453.99
\$HRPAYJNL	F 25/09/2020	5% COUNCIL MATCHED COMPANY	194.53
\$HRPAYJNL	F 25/09/2020	SGC COMPULSORY - EMPLOYER	294.11
\$HRPAYJNL	F 25/09/2020	5% COUNCIL MATCHED COMPANY	71.13
\$HRPAYJNL	F 25/09/2020	5% COUNCIL MATCHED COMPANY	216.70
\$HRPAYJNL	F 25/09/2020	5% COUNCIL MATCHED COMPANY	444.50
\$HRPAYJNL	F 25/09/2020	SGC COMPULSORY - EMPLOYER	41.55
\$HRPAYJNL	F 25/09/2020	SGC COMPULSORY - EMPLOYER	41.55
\$HRPAYJNL	F 25/09/2020	SGC COMPULSORY - EMPLOYER	20.16
\$HRPAYJNL	F 25/09/2020	SGC COMPULSORY - EMPLOYER	899.33
\$HRPAYJNL	F 25/09/2020	5% COUNCIL MATCHED COMPANY	258.19
\$HRPAYJNL	EF 25/09/2020	5% COUNCIL MATCHED COMPANY	281.37
\$HRPAYJNL	F 25/09/2020	SGC COMPULSORY - EMPLOYER	41.55
\$HRPAYJNL	F 25/09/2020	SGC COMPULSORY - EMPLOYER	799.82
\$HRPAYJNL	F 25/09/2020	5% COUNCIL MATCHED COMPANY	628.75
\$HRPAYJNL	F 25/09/2020	SGC COMPULSORY - EMPLOYER	38.17
\$HRPAYJNL	F 25/09/2020	SGC COMPULSORY - EMPLOYER	398.00
\$HRPAYJNL	F 25/09/2020	SGC COMPULSORY - EMPLOYER	20.16
\$HRPAYJNL	F 25/09/2020	5% COUNCIL MATCHED COMPANY	164.61
\$HRPAYJNL	F 25/09/2020	5% COUNCIL MATCHED COMPANY	10.61
\$HRPAYJNL	F 25/09/2020	SGC COMPULSORY - EMPLOYER	806.34
\$HRPAYJNL	F 25/09/2020	5% COUNCIL MATCHED COMPANY	121.59

Payment Details by Invoice

MUNICIPAL FUND



From Period 3 To Period 3
 From Date 1/09/2020 To Date 30/09/2020

<i>Cheque/EFT Number</i>	<i>Payment Date</i>	<i>Payee</i>	<i>Payment Amount</i>
\$HRPAYJNL	F 25/09/2020	SGC COMPULSORY - EMPLOYER	2,046.64
\$HRPAYJNL	F 25/09/2020	SGC COMPULSORY - EMPLOYER	585.75
\$HRPAYJNL	F 25/09/2020	SGC COMPULSORY - EMPLOYER	1,282.65
\$HRPAYJNL	F 25/09/2020	SGC COMPULSORY - EMPLOYER	704.48
\$HRPAYJNL	F 25/09/2020	5% COUNCIL MATCHED COMPANY	192.60
\$HRPAYJNL	F 25/09/2020	SGC COMPULSORY - EMPLOYER	221.77
\$HRPAYJNL	F 25/09/2020	SGC COMPULSORY - EMPLOYER	544.15
\$HRPAYJNL	F 25/09/2020	SGC COMPULSORY - EMPLOYER	343.21
\$HRPAYJNL	F 25/09/2020	SGC COMPULSORY - EMPLOYER	4,609.27
\$HRPAYJNL	F 25/09/2020	SGC COMPULSORY - EMPLOYER	401.36
\$HRPAYJNL	F 25/09/2020	SGC COMPULSORY - EMPLOYER	143.98
\$HRPAYJNL	EF 25/09/2020	CC SCHEME EMPLOYEE CONTRIBUTION - POSTTA	1,720.85
\$HRPAYJNL	F 25/09/2020	SGC COMPULSORY - EMPLOYER	550.86
\$HRPAYJNL	EF 25/09/2020	5% COUNCIL MATCHED COMPANY	319.26
\$HRPAYJNL	EF 25/09/2020	SGC COMPULSORY - EMPLOYER	1,175.82
\$HRPAYJNL	F 25/09/2020	SGC COMPULSORY - EMPLOYER	67.05
\$HRPAYJNL	F 25/09/2020	5% COUNCIL MATCHED COMPANY	92.65
\$HRPAYJNL	F 25/09/2020	5% COUNCIL MATCHED COMPANY	134.82
\$HRPAYJNL	F 25/09/2020	5% COUNCIL MATCHED COMPANY	31.13
\$HRPAYJNL	F 25/09/2020	SGC COMPULSORY - EMPLOYER	491.37
\$HRPAYJNL	F 25/09/2020	5% COUNCIL MATCHED COMPANY	79.03
\$HRPAYJNL	F 25/09/2020	5% COUNCIL MATCHED COMPANY	360.79
\$HRPAYJNL	F 25/09/2020	5% COUNCIL MATCHED COMPANY	526.92
\$HRPAYJNL	F 25/09/2020	SGC COMPULSORY - EMPLOYER	523.68
\$HRPAYJNL	F 25/09/2020	SGC COMPULSORY - EMPLOYER	1,377.02
\$HRPAYJNL	F 25/09/2020	5% COUNCIL MATCHED COMPANY	148.23
\$HRPAYJNL	F 25/09/2020	5% COUNCIL MATCHED COMPANY	1,402.26
\$HRPAYJNL	F 25/09/2020	SGC COMPULSORY - EMPLOYER	31.42
\$HRPAYJNL	F 25/09/2020	SGC COMPULSORY - EMPLOYER	279.10
\$HRPAYJNL	F 25/09/2020	SGC COMPULSORY - EMPLOYER	201.91
\$HRPAYJNL	F 25/09/2020	SGC COMPULSORY - EMPLOYER	47.42
\$HRPAYJNL	F 25/09/2020	SGC COMPULSORY - EMPLOYER	41.55
\$HRPAYJNL	F 25/09/2020	SGC COMPULSORY - EMPLOYER	825.30
\$HRPAYJNL	F 25/09/2020	SGC COMPULSORY - EMPLOYER	2,490.16
\$HRPAYJNL	F 25/09/2020	SGC COMPULSORY - EMPLOYER	91.73
\$HRPAYJNL	F 25/09/2020	SGC COMPULSORY - EMPLOYER	1,287.07
\$HRPAYJNL	F 25/09/2020	SGC COMPULSORY - EMPLOYER	41.55

Payment Details by Invoice

MUNICIPAL FUND



From Period 3 To Period 3
 From Date 1/09/2020 To Date 30/09/2020

<i>Cheque/EFT Number</i>	<i>Payment Date</i>	<i>Payee</i>	<i>Payment Amount</i>
\$HRPAYJNL	F 25/09/2020	SGC COMPULSORY - EMPLOYER	895.66
\$HRPAYJNL	F 25/09/2020	SGC COMPULSORY - EMPLOYER	825.01
\$HRPAYJNL	F 25/09/2020	SGC COMPULSORY - EMPLOYER	91.73
\$HRPAYJNL	F 25/09/2020	SGC COMPULSORY - EMPLOYER	1,274.48
\$HRPAYJNL	F 25/09/2020	5% COUNCIL MATCHED COMPANY	216.70
\$HRPAYJNL	F 25/09/2020	5% COUNCIL MATCHED COMPANY	240.21
\$HRPAYJNL	F 25/09/2020	5% COUNCIL MATCHED COMPANY	638.94
\$HRPAYJNL	F 25/09/2020	5% COUNCIL MATCHED COMPANY	216.70
\$HRPAYJNL	F 25/09/2020	5% COUNCIL MATCHED COMPANY	130.08
\$HRPAYJNL	F 25/09/2020	5% COUNCIL MATCHED COMPANY	194.53
\$HRPAYJNL	F 25/09/2020	5% COUNCIL MATCHED COMPANY	250.44
\$HRPAYJNL	F 25/09/2020	5% COUNCIL MATCHED COMPANY	253.75
\$HRPAYJNL	F 25/09/2020	5% COUNCIL MATCHED COMPANY	383.17
\$HRPAYJNL	F 25/09/2020	5% COUNCIL MATCHED COMPANY	192.60
\$HRPAYJNL	F 25/09/2020	5% COUNCIL MATCHED COMPANY	757.37
\$HRPAYJNL	EF 25/09/2020	CC SCHEME EMPLOYEE CONTRIBUTION - PRETAX	3,998.30
\$HRPAYJNL	EF 25/09/2020	SGC COMPULSORY - EMPLOYER	219.47
\$HRPAYJNL	EF 25/09/2020	SGC COMPULSORY - EMPLOYER	1,677.25
\$HRPAYJNL	EF 25/09/2020	5% COUNCIL MATCHED COMPANY	1,081.80
\$HRPAYJNL	EF 25/09/2020	5% COUNCIL MATCHED COMPANY	704.65
\$HRPAYJNL	F 25/09/2020	EMPLOYEE CONTRIBUTION - POST TAX (%)	219.87
\$HRPAYJNL	F 25/09/2020	SGC COMPULSORY - EMPLOYER	438.03
\$HRPAYJNL	F 25/09/2020	SGC COMPULSORY - EMPLOYER	280.77
\$HRPAYJNL	F 25/09/2020	SGC COMPULSORY - EMPLOYER	1,305.38
\$HRPAYJNL	F 25/09/2020	SGC COMPULSORY - EMPLOYER	1,001.15
\$HRPAYJNL	F 25/09/2020	SGC COMPULSORY - EMPLOYER	1,619.34
\$HRPAYJNL	F 25/09/2020	SGC COMPULSORY - EMPLOYER	10.41
\$HRPAYJNL	F 25/09/2020	SGC COMPULSORY - EMPLOYER	616.55
\$HRPAYJNL	F 25/09/2020	SGC COMPULSORY - EMPLOYER	914.43
\$HRPAYJNL	F 25/09/2020	SGC COMPULSORY - EMPLOYER	1,503.48
\$HRPAYJNL	F 25/09/2020	SGC COMPULSORY - EMPLOYER	1,775.75
\$HRPAYJNL	F 25/09/2020	SGC COMPULSORY - EMPLOYER	565.56
\$HRPAYJNL	F 25/09/2020	SGC COMPULSORY - EMPLOYER	150.14
\$HRPAYJNL	F 25/09/2020	SGC COMPULSORY - EMPLOYER	1,728.00
\$HRPAYJNL	F 25/09/2020	SGC COMPULSORY - EMPLOYER	3,253.20
\$HRPAYJNL	F 25/09/2020	SGC COMPULSORY - EMPLOYER	20.16
\$HRPAYJNL	F 25/09/2020	SGC COMPULSORY - EMPLOYER	321.78

Payment Details by Invoice

MUNICIPAL FUND



From Period 3 To Period 3
 From Date 1/09/2020 To Date 30/09/2020

<i>Cheque/EFT Number</i>	<i>Payment Date</i>	<i>Payee</i>		<i>Payment Amount</i>				
\$HRPAYJNL	F 25/09/2020	5% COUNCIL MATCHED COMPANY		75.39				
\$HRPAYJNL	F 25/09/2020	5% COUNCIL MATCHED COMPANY		3,531.88				
\$HRPAYJNL	F 25/09/2020	5% COUNCIL MATCHED COMPANY		10.61				
\$HRPAYJNL	F 25/09/2020	5% COUNCIL MATCHED COMPANY		144.83				
\$HRPAYJNL	F 25/09/2020	5% COUNCIL MATCHED COMPANY		147.77				
\$HRPAYJNL	F 25/09/2020	5% COUNCIL MATCHED COMPANY		66.94				
\$HRPAYJNL	F 25/09/2020	5% COUNCIL MATCHED COMPANY		216.70				
\$HRPAYJNL	EF 25/09/2020	SGC COMPULSORY - EMPLOYER		1,549.69				
\$HRPAYJNL	EF 25/09/2020	SGC COMPULSORY - EMPLOYER		2,637.36				
\$HRPAYJNL	EF 25/09/2020	SGC COMPULSORY - EMPLOYER		1,631.72				
\$HRPAYJNL	EF 25/09/2020	5% COUNCIL MATCHED COMPANY		299.94				
\$HRPAYJNL	EF 25/09/2020	5% COUNCIL MATCHED COMPANY		557.92				
\$HRPAYJNL	EF 25/09/2020	5% COUNCIL MATCHED COMPANY		470.99				
\$HRPAYJNL	F 25/09/2020	5% COUNCIL MATCHED COMPANY		20.60				
208466	30/09/2020	MCLEODS BARRISTERS AND SOLICITORS						2,777.77
		<i>Invoice Number</i>	<i>Payment Details</i>	<i>Amount</i>	<i>Discount</i>	<i>Retention</i>	<i>PPS</i>	
		\$APINVCE	115012	PERTH CONCERT HALL LEASE - FIONA GRGICH	1,216.75			
		\$APINVCE	115173	NEW FOOD ACT PROSECUTION – ARIRANG	1,561.02			
208467	30/09/2020	BLACKWOODS ATKINS						100.79
		<i>Invoice Number</i>	<i>Payment Details</i>	<i>Amount</i>	<i>Discount</i>	<i>Retention</i>	<i>PPS</i>	
		\$APINVCE	PE6978XO	CONTAINER DEPOSIT SCHEME	40.88			
		\$APINVCE	PE2738XO	STORES STOCK	59.91			
208468	30/09/2020	AUSTRALIAN HVAC SERVICES						462.00
		<i>Invoice Number</i>	<i>Payment Details</i>	<i>Amount</i>	<i>Discount</i>	<i>Retention</i>	<i>PPS</i>	
		\$APINVCE	57822	HVAC REACTIVE MAINTENANCE/ QUOTED WORKS	462.00			
208469	30/09/2020	JB HI-FI GROUP PTY LTD T/AS JB HI-FI COMMERCIAL						83.00
		<i>Invoice Number</i>	<i>Payment Details</i>	<i>Amount</i>	<i>Discount</i>	<i>Retention</i>	<i>PPS</i>	
		\$APINVCE	BD0248187	4X SAMSUNG DATA CABLE COMBO = \$79.80 1X	83.00			
208470	30/09/2020	WA VENUES & EVENTS PTY LTD						3,437.95
		<i>Invoice Number</i>	<i>Payment Details</i>	<i>Amount</i>	<i>Discount</i>	<i>Retention</i>	<i>PPS</i>	
		\$APINVCE	502366	POWER CHARGES - PERTH CONCERT HALL CAR P	3,437.95			

Payment Details by Invoice

MUNICIPAL FUND



From Period 3 To Period 3 From Date 1/09/2020 To Date 30/09/2020

<i>Cheque/EFT Number</i>	<i>Payment Date</i>	<i>Payee</i>					<i>Payment Amount</i>
208471	30/09/2020	DORMAKABA AUSTRALIA PTY LTD					1,063.70
		<i>Invoice Number</i>	<i>Payment Details</i>	<i>Amount</i>	<i>Discount</i>	<i>Retention</i>	<i>PPS</i>
		\$APINVCE 35WA790647	UNPLANNED AUTODOOR MAINTENANCE FOR	295.90			
		\$APINVCE 35WA790639	UNPLANNED AUTODOOR MAINTENANCE FOR	515.90			
		\$APINVCE 35WA790644	UNPLANNED AUTODOOR MAINTENANCE FOR	251.90			
208472	30/09/2020	IBC DIGITAL					651.24
		<i>Invoice Number</i>	<i>Payment Details</i>	<i>Amount</i>	<i>Discount</i>	<i>Retention</i>	<i>PPS</i>
		\$APINVCE 14602	CPP WEBSITE AND MOBILE APP SUPPORT	651.24			
208473	30/09/2020	BROWNES FOODS OPERATIONS PTY LTD					48.64
		<i>Invoice Number</i>	<i>Payment Details</i>	<i>Amount</i>	<i>Discount</i>	<i>Retention</i>	<i>PPS</i>
		\$APINVCE 15582835	DEPOT WEEKLY MILK DELIVERY 1 JULY 2020 -	48.64			
208474	30/09/2020	ICONIC PROPERTY SERVICES					277.78
		<i>Invoice Number</i>	<i>Payment Details</i>	<i>Amount</i>	<i>Discount</i>	<i>Retention</i>	<i>PPS</i>
		\$APINVCE PSI011215	CLEANING RELIEF CITIPLACE COMMUNITY CENT	277.78			
208475	30/09/2020	A E HOSKINS & SONS					6,852.19
		<i>Invoice Number</i>	<i>Payment Details</i>	<i>Amount</i>	<i>Discount</i>	<i>Retention</i>	<i>PPS</i>
		\$APINVCE 440204	VARIOUS SITES - UNPLANNED MAINTENANCE -	111.72			
		\$APINVCE 440739	VARIOUS SITES - UNPLANNED MAINTENANCE -	1,744.83			
		\$APINVCE 440718	VARIOUS SITES - UNPLANNED MAINTENANCE -	3,164.42			
		\$APINVCE 440208	VARIOUS SITES - UNPLANNED MAINTENANCE -	130.80			
		\$APINVCE 440207	VARIOUS SITES - UNPLANNED MAINTENANCE -	92.63			
		\$APINVCE 440895	VARIOUS SITES - UNPLANNED MAINTENANCE -	1,261.06			
		\$APINVCE 440206	VARIOUS SITES - UNPLANNED MAINTENANCE -	346.73			
208476	30/09/2020	CSE CROSSCOM PTY LTD					4,262.50
		<i>Invoice Number</i>	<i>Payment Details</i>	<i>Amount</i>	<i>Discount</i>	<i>Retention</i>	<i>PPS</i>
		\$APINVCE 430094	ANNUAL RADIO HIRE CHARGE FOR BOTH EH AND	110.00			
		\$APINVCE 430091	SURVEILLANCE TWO WAY AIR TIME 20-21	962.50			
		\$APINVCE 430098	RANGER TWO WAY AIR TIME 20-21	220.00			
		\$APINVCE 430096	CROSSCOM - 3 X RADIO RENTALS - ICITY KIO	82.50			
		\$APINVCE 430092	PROVISION OF TWO-WAY RADIOS - WAC DAY AN	1,787.50			
		\$APINVCE 430093	CSE CROSSCOM TWO WAY RADIO FEES - CPP OP	577.50			
		\$APINVCE 430095	RANGER TWO WAY AIR TIME 20-21	522.50			

Payment Details by Invoice

MUNICIPAL FUND




From Period 3 To Period 3 From Date 1/09/2020 To Date 30/09/2020

<i>Cheque/EFT Number</i>	<i>Payment Date</i>	<i>Payee</i>					<i>Payment Amount</i>
208477	30/09/2020	AUSTRALIAN SERVICES UNION					466.20
		<i>Invoice Number</i>	<i>Payment Details</i>	<i>Amount</i>	<i>Discount</i>	<i>Retention</i>	<i>PPS</i>
		\$HRPAYJNL F 25/09/2020	AUSTRALIAN SERVICES UNION	25.90			
		\$HRPAYJNL EF 25/09/2020	AUSTRALIAN SERVICES UNION	25.90			
		\$HRPAYJNL F 25/09/2020	AUSTRALIAN SERVICES UNION	414.40			
208478	30/09/2020	COLLEAGUES NAGELS PTY LTD					6,864.00
		<i>Invoice Number</i>	<i>Payment Details</i>	<i>Amount</i>	<i>Discount</i>	<i>Retention</i>	<i>PPS</i>
		\$APINVCE R45065	SUPPLY OF REINO TICKETS	6,864.00			
208479	30/09/2020	AUSTRALIA POST					549.50
		<i>Invoice Number</i>	<i>Payment Details</i>	<i>Amount</i>	<i>Discount</i>	<i>Retention</i>	<i>PPS</i>
		\$APINVCE 1009873808	OVER THE COUNTER TRANSACTION FEES - RATE	549.50			
208480	30/09/2020	PAULL & WARNER ACCIDENT REPAIR CENTRE PERTH PTY					1,037.36
		<i>Invoice Number</i>	<i>Payment Details</i>	<i>Amount</i>	<i>Discount</i>	<i>Retention</i>	<i>PPS</i>
		\$APINVCE 26552	BUMPER REPAIRS TO A VEHICLE - REPAIRS UN	1,037.36			
208481	30/09/2020	WESTERN METROPOLITAN REGIONAL COUNCIL					79.64
		<i>Invoice Number</i>	<i>Payment Details</i>	<i>Amount</i>	<i>Discount</i>	<i>Retention</i>	<i>PPS</i>
		\$APINVCE M-2009304	GREEN WASTE TIPPING FEES 20/21	79.64			
208482	30/09/2020	VIP SECURITY INDUSTRIES PTY LTD T/AS THREAT					66.00
		<i>Invoice Number</i>	<i>Payment Details</i>	<i>Amount</i>	<i>Discount</i>	<i>Retention</i>	<i>PPS</i>
		\$APINVCE V00202798	MONITORING OF ALARM SYSTEM FOR THE LIBRA	66.00			
208483	30/09/2020	WRC MECHANICAL WA					2,171.95
		<i>Invoice Number</i>	<i>Payment Details</i>	<i>Amount</i>	<i>Discount</i>	<i>Retention</i>	<i>PPS</i>
		\$APINVCE 3988	NEW COMPRESSOR FOR FOREST CHASE	2,171.95			
208484	30/09/2020	CV CHECK LTD					179.60
		<i>Invoice Number</i>	<i>Payment Details</i>	<i>Amount</i>	<i>Discount</i>	<i>Retention</i>	<i>PPS</i>
		\$APINVCE 2009180401622	POLICE CHECK FOR RECRUITMENT	44.90			
		\$APINVCE 2009180401446	POLICE CHECK FOR RECRUITMENT	44.90			
		\$APINVCE 2009180401441	POLICE CHECK FOR RECRUITMENT	44.90			
		\$APINVCE 2009180401349	POLICE CHECK FOR RECRUITMENT	44.90			

Payment Details by Invoice

MUNICIPAL FUND



From Period 3 To Period 3 From Date 1/09/2020 To Date 30/09/2020

<i>Cheque/EFT Number</i>	<i>Payment Date</i>	<i>Payee</i>						<i>Payment Amount</i>
208485	30/09/2020	FLEETCARE PTY LTD						16,756.69
		<i>Invoice Number</i>	<i>Payment Details</i>	<i>Amount</i>	<i>Discount</i>	<i>Retention</i>	<i>PPS</i>	
		\$APINVCE 643735	FUEL AUG 2020 FLEETCARE	16,756.69				
208486	30/09/2020	THE TRUSTEE FOR THE SWIFT FLOW UNIT TRUST						8,424.90
		<i>Invoice Number</i>	<i>Payment Details</i>	<i>Amount</i>	<i>Discount</i>	<i>Retention</i>	<i>PPS</i>	
		\$APINVCE 10277	REGAL PLACE CAR PARK - ROOFING & GUTTER	8,424.90				
208487	30/09/2020	DEPARTMENT OF PLANNING, LANDS AND HERITAGE						10,486.00
		<i>Invoice Number</i>	<i>Payment Details</i>	<i>Amount</i>	<i>Discount</i>	<i>Retention</i>	<i>PPS</i>	
		\$APINVCE 230920	TRANSFER OF DAPS 141 ST GEORGE'S TCE	10,486.00				
208488	30/09/2020	WINC AUSTRALIA PTY PTD						3,724.41
		<i>Invoice Number</i>	<i>Payment Details</i>	<i>Amount</i>	<i>Discount</i>	<i>Retention</i>	<i>PPS</i>	
		\$APINVCE 9033793029	DEPOT CATERING, CLEANING & STATIONERY SU	212.92				
		\$APINVCE 9033787118	ICT SERVICES UNIT - BLANKET ORDER FOR ST	281.26				
		\$APINVCE 9033830480	DEPOT CATERING, CLEANING & STATIONERY SU	48.73				
		\$APINVCE 9033777680	CONTAINER DEPOSIT SCHEME OFFICE SUPPLIES	249.00				
		\$APINVCE 9033772608	STORES STOCK	763.40				
		\$APINVCE 9033777681	CONTAINER DEPOSIT SCHEME OFFICE SUPPLIES	249.00				
		\$APINVCE 9033789065	STATIONERY SUPPLIES, NON GST FOOD SUPPLI	123.64				
		\$APINVCE 9033706477	STATIONERY SUPPLIES FOR LEVEL 1	6.89				
		\$APINVCE 9033832522	2021 DIARIES - L4 - ISA UNIT AND GM OFFI	471.22				
		\$APINVCE 9033806623	AMENDMENT CREATED ON 11-AUG-2020 AMOUNT	309.10				
		\$APINVCE 9033832519	STATIONERY AND KITCHEN SUPPLIES - LEVEL	471.55				
		\$APINVCE 9033780204	STATIONERY ORDER FOR GOVERNANCE UNIT	16.63				
		\$APINVCE 9033831588	20/21 STATIONERY AND OFFICE SUPPLIES - G	156.16				
		\$APINVCE 9033789851	STATIONERY SUPPLIES, NON GST FOOD SUPPLI	66.34				
		\$APINVCE 9033789895	CEO ALLIANCE STATIONERY 2020-21	298.57				
208489	30/09/2020	MICROSOFT PTY LTD						154,748.00
		<i>Invoice Number</i>	<i>Payment Details</i>	<i>Amount</i>	<i>Discount</i>	<i>Retention</i>	<i>PPS</i>	
		\$APINVCE 9899173946	MICROSOFT PREMIER SUPPORT RENEWAL 12/09/	154,748.00				
208490	30/09/2020	JLL PUBLIC SECTOR VALUATIONS PTY LTD						32,340.00
		<i>Invoice Number</i>	<i>Payment Details</i>	<i>Amount</i>	<i>Discount</i>	<i>Retention</i>	<i>PPS</i>	
		\$APINVCE AU003-0173980	DESKTOP VALUES FOR 2020 REVALUATION OF T	32,340.00				

Payment Details by Invoice

MUNICIPAL FUND



From Period 3 To Period 3 From Date 1/09/2020 To Date 30/09/2020

<i>Cheque/EFT Number</i>	<i>Payment Date</i>	<i>Payee</i>						<i>Payment Amount</i>
208491	30/09/2020	GEOGRAFIA PTY LTD						22,000.00
		<i>Invoice Number</i>	<i>Payment Details</i>	<i>Amount</i>	<i>Discount</i>	<i>Retention</i>	<i>PPS</i>	
		\$APINVCE	INV-0854	RENEWAL OF SPENDMAPP SUBSCRIPTION FOR 12	22,000.00			
208492	30/09/2020	WINDOW WIPERS						363.00
		<i>Invoice Number</i>	<i>Payment Details</i>	<i>Amount</i>	<i>Discount</i>	<i>Retention</i>	<i>PPS</i>	
		\$APINVCE	WW24014	VARIOUS SITES -WINDOW CLEANING - 2020/21	363.00			
208493	30/09/2020	URBANSTONE						25,697.69
		<i>Invoice Number</i>	<i>Payment Details</i>	<i>Amount</i>	<i>Discount</i>	<i>Retention</i>	<i>PPS</i>	
		\$APINVCE	15631727	INFRASTRUCTURE & ASSETS MATERIAL REQUIRE	8,669.69			
		\$APINVCE	15629626	INFRASTRUCTURE & ASSETS MATERIAL REQUIRE	8,514.00			
		\$APINVCE	15630755	INFRASTRUCTURE & ASSETS MATERIAL REQUIRE	8,514.00			
208494	30/09/2020	ESSENTIAL FIRE SERVICES PTY LTD						2,981.00
		<i>Invoice Number</i>	<i>Payment Details</i>	<i>Amount</i>	<i>Discount</i>	<i>Retention</i>	<i>PPS</i>	
		\$APINVCE	67121SM	STATE LIBRARY DESIGN & INSTALL BLOCK PLA	2,981.00			
208495	30/09/2020	HOBAN RECRUITMENT						10,407.93
		<i>Invoice Number</i>	<i>Payment Details</i>	<i>Amount</i>	<i>Discount</i>	<i>Retention</i>	<i>PPS</i>	
		\$APINVCE	H47863	HOBAN - LABOUR HIRE 20/21	8,322.62			
		\$APINVCE	H47864	TRADE ASSISTANT FOR DEPOT WORKSHOP JESSI	2,085.31			
208496	30/09/2020	ENVIRO INFRASTRUCTURE PTY LTD						1,160.52
		<i>Invoice Number</i>	<i>Payment Details</i>	<i>Amount</i>	<i>Discount</i>	<i>Retention</i>	<i>PPS</i>	
		\$APINVCE	5897	TO FABRICATE 33 X NEW BRACKETS FOR THE G	1,160.52			
208497	30/09/2020	SENSEI PRODUCTIVITY PTY LTD T/AS SENSEI PROJECT						41,360.00
		<i>Invoice Number</i>	<i>Payment Details</i>	<i>Amount</i>	<i>Discount</i>	<i>Retention</i>	<i>PPS</i>	
		\$APINVCE	3610	SENSEI ANNUAL SUBSCRIPTION 1/9/20 TO 30/	41,360.00			
208498	30/09/2020	LENARA NOMINEES PTY LTD T/AS PERTH NEWS DELIVERY						265.60
		<i>Invoice Number</i>	<i>Payment Details</i>	<i>Amount</i>	<i>Discount</i>	<i>Retention</i>	<i>PPS</i>	
		\$APINVCE	30137	LENARA NOMINEES P/L - PERTH NEWS DELIVER	45.50			
		\$APINVCE	30076	NEWSPAPERS - LEVEL 4, COUNCIL HOUSE	93.10			
		\$APINVCE	30124	NEWSPAPERS - LEVEL 2	67.90			
		\$APINVCE	30091	THE WEST SUBSCRIPTION - CEO OFFICE	59.10			

Payment Details by Invoice

MUNICIPAL FUND



From Period 3 To Period 3 From Date 1/09/2020 To Date 30/09/2020

<i>Cheque/EFT Number</i>	<i>Payment Date</i>	<i>Payee</i>					<i>Payment Amount</i>
208499	30/09/2020	EASY ACCESS SCAFFOLDING PTY LTD T/AS THE HOSE					1,126.00
		<i>Invoice Number</i>	<i>Payment Details</i>	<i>Amount</i>	<i>Discount</i>	<i>Retention</i>	<i>PPS</i>
		\$APINVCE	THM-755	H/P WATER HOSES TO CLEAN PERTH CITY STRE	1,126.00		
208500	30/09/2020	CHEVRON AUSTRALIA DOWNSTREAM FUELS PTY LTD					11,546.73
		<i>Invoice Number</i>	<i>Payment Details</i>	<i>Amount</i>	<i>Discount</i>	<i>Retention</i>	<i>PPS</i>
		\$APINVCE	ASIP1541763	DEPOT FUEL STOCK	4,930.56		
		\$APINVCE	ASIP1541764	SUPPLY & DELIVERY OF BULK FUEL TO CITY O	6,616.17		
208501	30/09/2020	TSTEE GREEN F/TRUST & TSTEE HOOD F/TRUST T/A OFFICE					145.08
		<i>Invoice Number</i>	<i>Payment Details</i>	<i>Amount</i>	<i>Discount</i>	<i>Retention</i>	<i>PPS</i>
		\$APINVCE	138253	MILK SUPPLIES LEVEL 6 KITCHEN	145.08		
208502	30/09/2020	DULUXGROUP(AUSTRALIA)PTY LTD T/AS DULUX					953.19
		<i>Invoice Number</i>	<i>Payment Details</i>	<i>Amount</i>	<i>Discount</i>	<i>Retention</i>	<i>PPS</i>
		\$APCREDIT	04-0301571	INVOICE WC04-0300584	230.60		
		\$APCREDIT	04-0301571	INVOICE WC04-0300584	(230.60)		
		\$APINVCE	WC04-0131533	STORES STOCK	366.64		
		\$APINVCE	WC04-0313697	STORES STOCK	198.72		
		\$APINVCE	WC04-0314007	PAINT AND HARDWARE SUPPLIES FOR USE IN G	304.02		
		\$APINVCE	WC04-0312043	PAINT AND HARDWARE SUPPLIES FOR USE IN G	83.81		
208503	30/09/2020	DIRECT MEMORY ACCESS PTY LTD					946.00
		<i>Invoice Number</i>	<i>Payment Details</i>	<i>Amount</i>	<i>Discount</i>	<i>Retention</i>	<i>PPS</i>
		\$APINVCE	01504602	ATDEC TELEHOOK FOR MONITORING SCREENS	946.00		
208504	30/09/2020	CMAK TECHNOLOGIES PTY LTD T.AS CMAKTECH					10,548.65
		<i>Invoice Number</i>	<i>Payment Details</i>	<i>Amount</i>	<i>Discount</i>	<i>Retention</i>	<i>PPS</i>
		\$APINVCE	INV-0399	PUBLIC ADDRESS SYSTEM	10,548.65		
208505	30/09/2020	J.H. FLUID TRANSFER SOLUTIONS PTY LTD T/AS PIRTEK					890.30
		<i>Invoice Number</i>	<i>Payment Details</i>	<i>Amount</i>	<i>Discount</i>	<i>Retention</i>	<i>PPS</i>
		\$APINVCE	ML-T00035999	HYDRAULIC HOSES FOR NEW BIN LIFTER WAC C	330.45		
		\$APINVCE	ML-T00036000	HYDRAULIC HOSES FOR NEW BIN LIFTER WAC C	559.85		

Payment Details by Invoice

MUNICIPAL FUND



From Period 3 To Period 3 From Date 1/09/2020 To Date 30/09/2020

<i>Cheque/EFT Number</i>	<i>Payment Date</i>	<i>Payee</i>					<i>Payment Amount</i>
208506	30/09/2020	DATAKOM SYSTEMS (AU) PTY LTD					1,746.53
		<i>Invoice Number</i>	<i>Payment Details</i>	<i>Amount</i>	<i>Discount</i>	<i>Retention</i>	<i>PPS</i>
		\$APINVCE	INV986837 FLEXERA MANAGED SERVICE - SOFTWARE REGIS	1,746.53			
208507	30/09/2020	THE GRIFFITH FAMILY TRUST T/AS SUPERSTOCK SERVICES					50.40
		<i>Invoice Number</i>	<i>Payment Details</i>	<i>Amount</i>	<i>Discount</i>	<i>Retention</i>	<i>PPS</i>
		\$APINVCE	40426426 FRUIT JUICE AND DAIRY PRODUCTS FOR THE C	50.40			
208508	30/09/2020	MARDIE LOUISE ROSICH T/AS MARDIE & CO					35,035.00
		<i>Invoice Number</i>	<i>Payment Details</i>	<i>Amount</i>	<i>Discount</i>	<i>Retention</i>	<i>PPS</i>
		\$APINVCE	1150 COLOUR INSTALLATIONS MALLS AND FC	17,035.00			
		\$APINVCE	1148 COLOUR INSTALLATIONS MALLS AND FC	18,000.00			
208509	30/09/2020	BIG ISSUE IN AUSTRALIA LIMITED T/AS THE BIG ISSUE					3,361.95
		<i>Invoice Number</i>	<i>Payment Details</i>	<i>Amount</i>	<i>Discount</i>	<i>Retention</i>	<i>PPS</i>
		\$APINVCE	00022300 SALE OF BIG ISSUE MAGAZINE	1,791.45			
		\$APINVCE	00022315 SALE OF BIG ISSUE MAGAZINE	1,570.50			
208510	30/09/2020	SELECT FRESH PTY LTD					280.46
		<i>Invoice Number</i>	<i>Payment Details</i>	<i>Amount</i>	<i>Discount</i>	<i>Retention</i>	<i>PPS</i>
		\$APINVCE	280347 FRUIT AND VEGETABLES	48.00			
		\$APINVCE	281394 FRUIT AND VEGETABLES	46.65			
		\$APINVCE	281121 FRUIT AND VEG FOR CHILD CARE	185.81			
208511	30/09/2020	ACCESS ICON PTY LTD T/AS CASCADA GROUP					1,195.70
		<i>Invoice Number</i>	<i>Payment Details</i>	<i>Amount</i>	<i>Discount</i>	<i>Retention</i>	<i>PPS</i>
		\$APINVCE	10464 SUPPLY OF TRAFFIC MANAGEMENT FOR LORD ST	660.00			
		\$APINVCE	10429 SUPPLY OF 1 X COVER WAVE GRATE 1200X1200	535.70			
208512	30/09/2020	THE TRUSTEE FOR THE QUITO PTY LTD T/AS BENARA					440.00
		<i>Invoice Number</i>	<i>Payment Details</i>	<i>Amount</i>	<i>Discount</i>	<i>Retention</i>	<i>PPS</i>
		\$APINVCE	235990 TREE PROCUREMENT - HAY ST AND IRWIN ST	440.00			
208513	30/09/2020	BIO SURFACES PTY LTD					4,582.07
		<i>Invoice Number</i>	<i>Payment Details</i>	<i>Amount</i>	<i>Discount</i>	<i>Retention</i>	<i>PPS</i>
		\$APINVCE	INV-0716 COVID-19 PHASE 2 EMERGENCY STOCK	4,582.07			

Payment Details by Invoice

MUNICIPAL FUND



From Period 3 To Period 3 From Date 1/09/2020 To Date 30/09/2020

<i>Cheque/EFT Number</i>	<i>Payment Date</i>	<i>Payee</i>					<i>Payment Amount</i>
208514	30/09/2020	SAI GLOBAL AUSTRALIA PTY LTD					16,878.14
		<i>Invoice Number</i>	<i>Payment Details</i>	<i>Amount</i>	<i>Discount</i>	<i>Retention</i>	<i>PPS</i>
		\$APINVCE SAIG1IS-106652	SAI GLOBAL SUBSCRIPTION RENEWAL 2020/21	16,878.14			
208515	30/09/2020	ANGELO ROSSARIO VERSACE T/AS PERTH TERRAZZO &					10,619.40
		<i>Invoice Number</i>	<i>Payment Details</i>	<i>Amount</i>	<i>Discount</i>	<i>Retention</i>	<i>PPS</i>
		\$APINVCE 31	CREATION OF NEW COMMEMORATIVE PLAQUES	10,619.40			
208516	30/09/2020	OLIVIA JANE BEUKES T/AS RUSTIC, WHITE & WOOD					2,427.00
		<i>Invoice Number</i>	<i>Payment Details</i>	<i>Amount</i>	<i>Discount</i>	<i>Retention</i>	<i>PPS</i>
		\$APINVCE 0046	VOLUNTEER ANNUAL APPRECIATION GIFTS - 20	2,427.00			
208517	30/09/2020	THE TRUSTEE FOR CORNERSTONE LEGAL TRUST T/AS					2,164.75
		<i>Invoice Number</i>	<i>Payment Details</i>	<i>Amount</i>	<i>Discount</i>	<i>Retention</i>	<i>PPS</i>
		\$APINVCE 17513	ALTOS KEBAB HOUSE - FOOD ACT PROSECUTION	2,164.75			
208518	30/09/2020	ESCAPE THIS PTY LTD					5,500.00
		<i>Invoice Number</i>	<i>Payment Details</i>	<i>Amount</i>	<i>Discount</i>	<i>Retention</i>	<i>PPS</i>
		\$APINVCE INV-0554	COORDINATOR - ALLIANCE MANAGER - GENERAL	5,500.00			
208519	30/09/2020	CHARLES ROSS JOHNSON					19,920.00
		<i>Invoice Number</i>	<i>Payment Details</i>	<i>Amount</i>	<i>Discount</i>	<i>Retention</i>	<i>PPS</i>
		\$APINVCE P200013	PLANNING AND ECONOMIC DEVELOPMENT	19,920.00			
208520	30/09/2020	ESTRIN SAUL LAWYERS PTY LTD T/AS ESTRIN SAUL					7,800.00
		<i>Invoice Number</i>	<i>Payment Details</i>	<i>Amount</i>	<i>Discount</i>	<i>Retention</i>	<i>PPS</i>
		\$APINVCE 7788	MIGRATION CONSULTATION FEES FOR THE VISA	7,800.00			
208521	30/09/2020	BLUE COLLAR PEOPLE					19,720.64
		<i>Invoice Number</i>	<i>Payment Details</i>	<i>Amount</i>	<i>Discount</i>	<i>Retention</i>	<i>PPS</i>
		\$APINVCE 00148952	HIRE OF BLUE COLLAR CARPENTER FOR 4 WEEK	2,105.60			
		\$APINVCE 00148950	LABOUR HIRE NIGHTSHIFT WE 16/9/20	7,695.15			
		\$APINVCE 00148951	WAC LABOUR COSTS DAY 7/9/20 TO 13/9/20	9,919.89			
208522	30/09/2020	BOFFINS BOOKSHOP PTY LTD					254.64
		<i>Invoice Number</i>	<i>Payment Details</i>	<i>Amount</i>	<i>Discount</i>	<i>Retention</i>	<i>PPS</i>
		\$APINVCE INV0138035	LIBRARY STOCK - ASSORTED JUNIOR BOOKS	254.64			

Payment Details by Invoice

MUNICIPAL FUND



From Period 3 To Period 3 From Date 1/09/2020 To Date 30/09/2020

<i>Cheque/EFT Number</i>	<i>Payment Date</i>	<i>Payee</i>						<i>Payment Amount</i>
208523	30/09/2020	BUNNINGS BUILDING SUPPLIES P/L						121.94
		<i>Invoice Number</i>	<i>Payment Details</i>	<i>Amount</i>	<i>Discount</i>	<i>Retention</i>	<i>PPS</i>	
		\$APINVCE 2404/01280410	THREADED ROD TO MAKE ADJUSTABLE LEGS FOR	88.44				
		\$APINVCE 2404/01374797	SUPPLY OF 1 X DIGGERS 1L PARAFFIN OIL	29.18				
		\$APINVCE 2404/01280416	THREADED ROD TO MAKE ADJUSTABLE LEGS FOR	4.32				
208524	30/09/2020	CABCHARGE AUSTRALIA PTY LTD						493.36
		<i>Invoice Number</i>	<i>Payment Details</i>	<i>Amount</i>	<i>Discount</i>	<i>Retention</i>	<i>PPS</i>	
		\$APINVCE 25079624P2009	CABCHARGE FOR ABORIGINAL ENGAGEMENT &	395.13				
		\$APINVCE 25079536P2008	CABCHARGEACC. 25079536 CITIZENSHIP - SAF	98.23				
208525	30/09/2020	CENTRAL CITY MEDICAL CENTRE						151.30
		<i>Invoice Number</i>	<i>Payment Details</i>	<i>Amount</i>	<i>Discount</i>	<i>Retention</i>	<i>PPS</i>	
		\$APINVCE 0851912	HEP A & B VACCINATIONS FOR PARKING OFFIC	151.30				
208526	30/09/2020	CFMEU MINING & ENERGY DIVISION						288.00
		<i>Invoice Number</i>	<i>Payment Details</i>	<i>Amount</i>	<i>Discount</i>	<i>Retention</i>	<i>PPS</i>	
		\$HRPAYJNL EF 25/09/2020	CFMEU	256.00				
		\$HRPAYJNL F 25/09/2020	CFMEU	32.00				
208527	30/09/2020	CHILD SUPPORT AGENCY						1,957.24
		<i>Invoice Number</i>	<i>Payment Details</i>	<i>Amount</i>	<i>Discount</i>	<i>Retention</i>	<i>PPS</i>	
		\$HRPAYJNL F 25/09/2020	ATO CHILD SUPPORT AGENCY	693.05				
		\$HRPAYJNL EF 25/09/2020	ATO CHILD SUPPORT AGENCY	1,264.19				
208528	30/09/2020	CITY OF PERTH STAFF SOCIAL CLUB						854.00
		<i>Invoice Number</i>	<i>Payment Details</i>	<i>Amount</i>	<i>Discount</i>	<i>Retention</i>	<i>PPS</i>	
		\$HRPAYJNL EF 25/09/2020	SOCIAL CLUB	21.00				
		\$HRPAYJNL F 25/09/2020	SOCIAL CLUB	826.00				
		\$HRPAYJNL F 25/09/2020	SOCIAL CLUB	7.00				
208529	30/09/2020	CLASSIC TREE SERVICES						3,746.57
		<i>Invoice Number</i>	<i>Payment Details</i>	<i>Amount</i>	<i>Discount</i>	<i>Retention</i>	<i>PPS</i>	
		\$APINVCE INV-32432	STREET TREE PRUNING, REMOVAL AND ARBORIC	3,746.57				

Payment Details by Invoice

MUNICIPAL FUND



From Period 3 To Period 3 From Date 1/09/2020 To Date 30/09/2020

<i>Cheque/EFT Number</i>	<i>Payment Date</i>	<i>Payee</i>						<i>Payment Amount</i>
208530	30/09/2020	DARDANUP BUTCHERING UNIT TRUST T/AS DARDANUP						1,561.83
		<i>Invoice Number</i>	<i>Payment Details</i>	<i>Amount</i>	<i>Discount</i>	<i>Retention</i>	<i>PPS</i>	
		\$APINVCE	BL540628	DARDANUP MEATS	516.20			
		\$APINVCE	BL540314	DARDANUP MEATS	310.04			
		\$APINVCE	BL540041	DARDANUP MEATS	735.59			
208531	30/09/2020	ELLENBY TREE FARM						4,055.05
		<i>Invoice Number</i>	<i>Payment Details</i>	<i>Amount</i>	<i>Discount</i>	<i>Retention</i>	<i>PPS</i>	
		\$APINVCE	26325	WELLINGTON SQUARE ENHANCEMENT - TREES PR	4,055.05			
208532	30/09/2020	ELLIOTTS IRRIGATION PTY LTD						2,545.40
		<i>Invoice Number</i>	<i>Payment Details</i>	<i>Amount</i>	<i>Discount</i>	<i>Retention</i>	<i>PPS</i>	
		\$APINVCE	B19294	OZONE RESERVE GROUNDWATER FILTRATION	2,545.40			
208533	30/09/2020	FARINOSI & SONS PTY LTD						266.28
		<i>Invoice Number</i>	<i>Payment Details</i>	<i>Amount</i>	<i>Discount</i>	<i>Retention</i>	<i>PPS</i>	
		\$APINVCE	10976628	SUPPLY OF 1 X SCREW EXTRACTOR SET 4 X VA	185.67			
		\$APINVCE	10976339	SUPPLY OF 2 X THEX 12-11 X 65 T17 SCREW	26.90			
		\$APINVCE	10976477	SUPPLY1 X BOX OF MUNGO BOLTS GAL	11.76			
		\$APINVCE	10976653	VARIOUS SITES - UNPLANNED MAINTENANCE -	41.95			
208534	30/09/2020	ELEMENT14 PTY LTD						46.26
		<i>Invoice Number</i>	<i>Payment Details</i>	<i>Amount</i>	<i>Discount</i>	<i>Retention</i>	<i>PPS</i>	
		\$APINVCE	6347262	SUPPLY OF ELECTRONIC COMPONENTS & PARTS	46.26			
208535	30/09/2020	GEORGIU GROUP PTY LTD						743,896.73
		<i>Invoice Number</i>	<i>Payment Details</i>	<i>Amount</i>	<i>Discount</i>	<i>Retention</i>	<i>PPS</i>	
		\$APINVCE	21CS0216	EAST END REVITALISATION - CIVIL, ELECTRI	743,896.73			
208536	30/09/2020	HAYS PERSONNEL SERVICES (AUST) PTY LTD						1,895.83
		<i>Invoice Number</i>	<i>Payment Details</i>	<i>Amount</i>	<i>Discount</i>	<i>Retention</i>	<i>PPS</i>	
		\$APINVCE	9537945	SUPPLY OF MAINTENANCE WORKER TONY	1,895.83			
208537	30/09/2020	HEALTH INSURANCE FUND OF WA						201.65
		<i>Invoice Number</i>	<i>Payment Details</i>	<i>Amount</i>	<i>Discount</i>	<i>Retention</i>	<i>PPS</i>	
		\$HRPAYJNL	F 25/09/2020	HEALTH INSURANCE FUND	201.65			

Payment Details by Invoice

MUNICIPAL FUND



From Period 3 To Period 3 From Date 1/09/2020 To Date 30/09/2020

<i>Cheque/EFT Number</i>	<i>Payment Date</i>	<i>Payee</i>					<i>Payment Amount</i>
208538	30/09/2020	HOSPITAL BENEFIT FUND OF WA					368.30
		<i>Invoice Number</i>	<i>Payment Details</i>	<i>Amount</i>	<i>Discount</i>	<i>Retention</i>	<i>PPS</i>
		\$HRPAYJNL EF 25/09/2020	HOSPITAL BENEFIT FUND	255.70			
		\$HRPAYJNL F 25/09/2020	HOSPITAL BENEFIT FUND	112.60			
208539	30/09/2020	JONES LANG LASALLE (WA)PTY LTD					57,366.42
		<i>Invoice Number</i>	<i>Payment Details</i>	<i>Amount</i>	<i>Discount</i>	<i>Retention</i>	<i>PPS</i>
		\$APINVCE 5144886	ENEX 100 RENT LOADING DOCK 14 -2020/2021	57,366.42			
208540	30/09/2020	KELYN TRAINING SERVICES					3,200.00
		<i>Invoice Number</i>	<i>Payment Details</i>	<i>Amount</i>	<i>Discount</i>	<i>Retention</i>	<i>PPS</i>
		\$APINVCE 00029321	BASIC TRAFFIC MANAGEMENT TRAINING FOR AL	3,200.00			
208541	30/09/2020	LIGHT APPLICATIONS					394.46
		<i>Invoice Number</i>	<i>Payment Details</i>	<i>Amount</i>	<i>Discount</i>	<i>Retention</i>	<i>PPS</i>
		\$APINVCE 82573	MCLEAN LANE 13M CABLES AND 4 PLUGS	394.46			
208542	30/09/2020	MARKETFORCE LTD					1,166.67
		<i>Invoice Number</i>	<i>Payment Details</i>	<i>Amount</i>	<i>Discount</i>	<i>Retention</i>	<i>PPS</i>
		\$APINVCE 34721	STATUTORY ADVERTISING - TENDERS 2020/21	342.69			
		\$APINVCE 34720	STATUTORY ADVERTISING - TENDERS 2020/21	342.69			
		\$APINVCE 34719	STATUTORY ADVERTISING - TENDERS 2020/21	481.29			
208543	30/09/2020	LGRCEU					1,271.02
		<i>Invoice Number</i>	<i>Payment Details</i>	<i>Amount</i>	<i>Discount</i>	<i>Retention</i>	<i>PPS</i>
		\$HRPAYJNL EF 25/09/2020	LGRCEU	1,086.52			
		\$HRPAYJNL F 25/09/2020	LGRCEU	184.50			
208544	30/09/2020	PERROTT PAINTING					5,136.52
		<i>Invoice Number</i>	<i>Payment Details</i>	<i>Amount</i>	<i>Discount</i>	<i>Retention</i>	<i>PPS</i>
		\$APINVCE SINV16763	REFURBISHMENT OF QUEENS GARDEN GATES AS	5,136.52			
208545	30/09/2020	THE PLASTIC DISPLAY PEOPLE					84.70
		<i>Invoice Number</i>	<i>Payment Details</i>	<i>Amount</i>	<i>Discount</i>	<i>Retention</i>	<i>PPS</i>
		\$APINVCE 54602	ACRYLIC PANEL FOR DEPOT W/SHOP WORK STAT	84.70			

Payment Details by Invoice

MUNICIPAL FUND



From Period 3 To Period 3 From Date 1/09/2020 To Date 30/09/2020

<i>Cheque/EFT Number</i>	<i>Payment Date</i>	<i>Payee</i>					<i>Payment Amount</i>
208546	30/09/2020	FUJI XEROX BUSINESSFORCE PTY LTD					1,781.52
		<i>Invoice Number</i>	<i>Payment Details</i>	<i>Amount</i>	<i>Discount</i>	<i>Retention</i>	<i>PPS</i>
		\$APINVCE 662089775	INFRINGEMENT REMINDER AND FINAL DEMAND	1,246.86			
		\$APINVCE 661089775	INFRINGEMENT REMINDER AND FINAL DEMAND	534.66			
208547	30/09/2020	SANAX					296.56
		<i>Invoice Number</i>	<i>Payment Details</i>	<i>Amount</i>	<i>Discount</i>	<i>Retention</i>	<i>PPS</i>
		\$APINVCE INV164650	STORES STOCK	296.56			
208548	30/09/2020	SCARBORO TOYOTA					813.14
		<i>Invoice Number</i>	<i>Payment Details</i>	<i>Amount</i>	<i>Discount</i>	<i>Retention</i>	<i>PPS</i>
		\$APINVCE JC24135268	NEW FRONT BRAKE PADS + ROTORS FOR PARKS	813.14			
208549	30/09/2020	STATEWIDE CLEANING SUPPLIES					595.17
		<i>Invoice Number</i>	<i>Payment Details</i>	<i>Amount</i>	<i>Discount</i>	<i>Retention</i>	<i>PPS</i>
		\$APINVCE SI401393	CLEANING CHEMICAL AND STORES SUPPLY FOR	595.17			
208550	30/09/2020	TELSTRA					37,019.69
		<i>Invoice Number</i>	<i>Payment Details</i>	<i>Amount</i>	<i>Discount</i>	<i>Retention</i>	<i>PPS</i>
		\$APINVCE 4681945053	DATA CHARGES 16/7/20-15/8/20	14,681.62			
		\$APINVCE 4681945129	DATA CHARGES 16/7/20-15/8/20	1,073.25			
		\$APINVCE 4681945111	DATA CHARGES 16/7/20-15/8/20	2,674.00			
		\$APINVCE 2537275000	DATA CHARGES 16/7/20-15/8/20	2,390.82			
		\$APINVCE 2769413700	DATA CHARGES 16/7/20-15/8/20	6,827.02			
		\$APINVCE 1057776700	DATA CHARGES 16/7/20-15/8/20	3,617.90			
		\$APINVCE 4681944502	DATA CHARGES 16/7/20-15/8/20	5,755.08			
208551	30/09/2020	TOTAL EDEN PTY LTD					1,863.98
		<i>Invoice Number</i>	<i>Payment Details</i>	<i>Amount</i>	<i>Discount</i>	<i>Retention</i>	<i>PPS</i>
		\$APINVCE 410854497	STORES STOCK	1,863.98			
208552	30/09/2020	T QUIP					482.00
		<i>Invoice Number</i>	<i>Payment Details</i>	<i>Amount</i>	<i>Discount</i>	<i>Retention</i>	<i>PPS</i>
		\$APINVCE 95201#7	MOWER BLADES AND BRAKE PAD DISCS FOR PAR	482.00			

Payment Details by Invoice

MUNICIPAL FUND



From Period 3 To Period 3
 From Date 1/09/2020 To Date 30/09/2020

<i>Cheque/EFT Number</i>	<i>Payment Date</i>	<i>Payee</i>					<i>Payment Amount</i>
208553	30/09/2020	TOWN OF VICTORIA PARK					14,927.08

	<i>Invoice Number</i>	<i>Payment Details</i>	<i>Amount</i>	<i>Discount</i>	<i>Retention</i>	<i>PPS</i>
\$APINVCE	30092020	PRKNG FEE CLTN 17/9-23/9/20+1.75%INT	14,927.08			

208554	30/09/2020	ULTIMO CATERING & EVENTS PTY LTD					650.10
--------	------------	----------------------------------	--	--	--	--	--------

	<i>Invoice Number</i>	<i>Payment Details</i>	<i>Amount</i>	<i>Discount</i>	<i>Retention</i>	<i>PPS</i>
\$APINVCE	00409934	COP CATERING SUPPLIES	251.90			
\$APINVCE	00409933	COP CATERING SUPPLIES	101.20			
\$APINVCE	00409893	COP CATERING SUPPLIES	92.40			
\$APINVCE	00409892	COP CATERING SUPPLIES	204.60			

Payment Details by Invoice

MUNICIPAL FUND



From Period 3 To Period 3
 From Date 1/09/2020 To Date 30/09/2020

<i>Cheque/EFT Number</i>	<i>Payment Date</i>	<i>Payee</i>	<i>Payment Amount</i>
208555	30/09/2020	WA LOCAL GOVT SUPER PLAN P/L	80,369.71

	<i>Invoice Number</i>	<i>Payment Details</i>	<i>Amount</i>	<i>Discount</i>	<i>Retention</i>	<i>PPS</i>
\$HRPAYJNL	EF 25/09/2020	5% COUNCIL MATCHED COMPANY	653.69			
\$HRPAYJNL	F 25/09/2020	5% COUNCIL MATCHED COMPANY	174.64			
\$HRPAYJNL	EF 25/09/2020	CC SCHEME EMPLOYEE CONTRIBUTION - POSTTA	514.33			
\$HRPAYJNL	F 25/09/2020	5% COUNCIL MATCHED COMPANY	142.09			
\$HRPAYJNL	F 25/09/2020	5% COUNCIL MATCHED COMPANY	18.01			
\$HRPAYJNL	F 25/09/2020	5% COUNCIL MATCHED COMPANY	162.18			
\$HRPAYJNL	F 25/09/2020	SGC COMPULSORY - EMPLOYER	280.77			
\$HRPAYJNL	F 25/09/2020	5% COUNCIL MATCHED COMPANY	142.95			
\$HRPAYJNL	F 25/09/2020	SGC COMPULSORY - EMPLOYER	228.27			
\$HRPAYJNL	F 25/09/2020	5% COUNCIL MATCHED COMPANY	420.10			
\$HRPAYJNL	F 25/09/2020	SGC COMPULSORY - EMPLOYER	897.31			
\$HRPAYJNL	F 25/09/2020	CC SCHEME EMPLOYEE CONTRIBUTION - PRETAX	130.17			
\$HRPAYJNL	F 25/09/2020	SGC COMPULSORY - EMPLOYER	645.18			
\$HRPAYJNL	F 25/09/2020	SGC COMPULSORY - EMPLOYER	191.66			
\$HRPAYJNL	F 25/09/2020	5% COUNCIL MATCHED COMPANY	216.70			
\$HRPAYJNL	F 25/09/2020	SGC COMPULSORY - EMPLOYER	34.23			
\$HRPAYJNL	F 25/09/2020	SGC COMPULSORY - EMPLOYER	473.51			
\$HRPAYJNL	F 25/09/2020	SGC COMPULSORY - EMPLOYER	305.80			
\$HRPAYJNL	F 25/09/2020	SGC COMPULSORY - EMPLOYER	12.97			
\$HRPAYJNL	EF 25/09/2020	SGC COMPULSORY - EMPLOYER	1,018.09			
\$HRPAYJNL	F 25/09/2020	SGC COMPULSORY - EMPLOYER	73.15			
\$HRPAYJNL	F 25/09/2020	SGC COMPULSORY - EMPLOYER	42.04			
\$HRPAYJNL	F 25/09/2020	SGC COMPULSORY - EMPLOYER	168.18			
\$HRPAYJNL	F 25/09/2020	SGC COMPULSORY - EMPLOYER	222.27			
\$HRPAYJNL	F 25/09/2020	5% COUNCIL MATCHED COMPANY	324.12			
\$HRPAYJNL	F 25/09/2020	5% COUNCIL MATCHED COMPANY	142.09			
\$HRPAYJNL	F 25/09/2020	SGC COMPULSORY - EMPLOYER	425.91			
\$HRPAYJNL	F 25/09/2020	SGC COMPULSORY - EMPLOYER	92.34			
\$HRPAYJNL	F 25/09/2020	EMPLOYEE CONTRIBUTION - PRETAX (%)	1,936.88			
\$HRPAYJNL	F 25/09/2020	SGC COMPULSORY - EMPLOYER	478.22			
\$HRPAYJNL	F 25/09/2020	SGC COMPULSORY - EMPLOYER	73.15			
\$HRPAYJNL	F 25/09/2020	SGC COMPULSORY - EMPLOYER	369.33			
\$HRPAYJNL	F 25/09/2020	SGC COMPULSORY - EMPLOYER	411.73			
\$HRPAYJNL	F 25/09/2020	SGC COMPULSORY - EMPLOYER	1,480.98			

Payment Details by Invoice

MUNICIPAL FUND



From Period 3 To Period 3
 From Date 1/09/2020 To Date 30/09/2020

<i>Cheque/EFT Number</i>	<i>Payment Date</i>	<i>Payee</i>	<i>Payment Amount</i>
\$HRPAYJNL	F 25/09/2020	SGC COMPULSORY - EMPLOYER	388.09
\$HRPAYJNL	F 25/09/2020	SGC COMPULSORY - EMPLOYER	808.05
\$HRPAYJNL	EF 25/09/2020	EMPLOYEE CONTRIBUTION - PRETAX (%)	494.38
\$HRPAYJNL	F 25/09/2020	SGC COMPULSORY - EMPLOYER	594.89
\$HRPAYJNL	F 25/09/2020	5% COUNCIL MATCHED COMPANY	38.50
\$HRPAYJNL	F 25/09/2020	SGC COMPULSORY - EMPLOYER	458.64
\$HRPAYJNL	F 25/09/2020	SGC COMPULSORY - EMPLOYER	12.97
\$HRPAYJNL	EF 25/09/2020	SGC COMPULSORY - EMPLOYER	892.25
\$HRPAYJNL	F 25/09/2020	5% COUNCIL MATCHED COMPANY	18.01
\$HRPAYJNL	F 25/09/2020	SGC COMPULSORY - EMPLOYER	376.08
\$HRPAYJNL	F 25/09/2020	SGC COMPULSORY - EMPLOYER	73.15
\$HRPAYJNL	F 25/09/2020	SGC COMPULSORY - EMPLOYER	568.76
\$HRPAYJNL	F 25/09/2020	SGC COMPULSORY - EMPLOYER	34.23
\$HRPAYJNL	EF 25/09/2020	5% COUNCIL MATCHED COMPANY	113.60
\$HRPAYJNL	F 25/09/2020	SGC COMPULSORY - EMPLOYER	302.80
\$HRPAYJNL	F 25/09/2020	SGC COMPULSORY - EMPLOYER	73.15
\$HRPAYJNL	F 25/09/2020	5% COUNCIL MATCHED COMPANY	18.01
\$HRPAYJNL	F 25/09/2020	SGC COMPULSORY - EMPLOYER	92.34
\$HRPAYJNL	F 25/09/2020	SGC COMPULSORY - EMPLOYER	1,815.65
\$HRPAYJNL	F 25/09/2020	5% COUNCIL MATCHED COMPANY	57.92
\$HRPAYJNL	F 25/09/2020	5% COUNCIL MATCHED COMPANY	182.62
\$HRPAYJNL	F 25/09/2020	SGC COMPULSORY - EMPLOYER	693.81
\$HRPAYJNL	F 25/09/2020	5% COUNCIL MATCHED COMPANY	38.50
\$HRPAYJNL	F 25/09/2020	5% COUNCIL MATCHED COMPANY	22.13
\$HRPAYJNL	F 25/09/2020	SGC COMPULSORY - EMPLOYER	629.46
\$HRPAYJNL	F 25/09/2020	SGC COMPULSORY - EMPLOYER	14.89
\$HRPAYJNL	EF 25/09/2020	SGC COMPULSORY - EMPLOYER	253.32
\$HRPAYJNL	F 25/09/2020	5% COUNCIL MATCHED COMPANY	20.59
\$HRPAYJNL	F 25/09/2020	SGC COMPULSORY - EMPLOYER	39.12
\$HRPAYJNL	F 25/09/2020	SGC COMPULSORY - EMPLOYER	194.57
\$HRPAYJNL	EF 25/09/2020	SGC COMPULSORY - EMPLOYER	676.94
\$HRPAYJNL	F 25/09/2020	SGC COMPULSORY - EMPLOYER	170.82
\$HRPAYJNL	F 25/09/2020	5% COUNCIL MATCHED COMPANY	45.51
\$HRPAYJNL	F 25/09/2020	5% COUNCIL MATCHED COMPANY	216.70
\$HRPAYJNL	F 25/09/2020	5% COUNCIL MATCHED COMPANY	284.18
\$HRPAYJNL	F 25/09/2020	5% COUNCIL MATCHED COMPANY	245.77
\$HRPAYJNL	F 25/09/2020	5% COUNCIL MATCHED COMPANY	224.16

Payment Details by Invoice

MUNICIPAL FUND



From Period 3 To Period 3
 From Date 1/09/2020 To Date 30/09/2020

<i>Cheque/EFT Number</i>	<i>Payment Date</i>	<i>Payee</i>	<i>Payment Amount</i>
\$HRPAYJNL	F 25/09/2020	5% COUNCIL MATCHED COMPANY	683.69
\$HRPAYJNL	F 25/09/2020	5% COUNCIL MATCHED COMPANY	38.50
\$HRPAYJNL	F 25/09/2020	5% COUNCIL MATCHED COMPANY	38.50
\$HRPAYJNL	F 25/09/2020	5% COUNCIL MATCHED COMPANY	222.42
\$HRPAYJNL	F 25/09/2020	SGC COMPULSORY - EMPLOYER	893.21
\$HRPAYJNL	F 25/09/2020	SGC COMPULSORY - EMPLOYER	1,329.01
\$HRPAYJNL	F 25/09/2020	5% COUNCIL MATCHED COMPANY	42.00
\$HRPAYJNL	F 25/09/2020	5% COUNCIL MATCHED COMPANY	18.01
\$HRPAYJNL	F 25/09/2020	SGC COMPULSORY - EMPLOYER	608.51
\$HRPAYJNL	F 25/09/2020	SGC COMPULSORY - EMPLOYER	312.76
\$HRPAYJNL	F 25/09/2020	SGC COMPULSORY - EMPLOYER	86.88
\$HRPAYJNL	F 25/09/2020	SGC COMPULSORY - EMPLOYER	94.27
\$HRPAYJNL	F 25/09/2020	SGC COMPULSORY - EMPLOYER	400.74
\$HRPAYJNL	F 25/09/2020	5% COUNCIL MATCHED COMPANY	181.47
\$HRPAYJNL	F 25/09/2020	5% COUNCIL MATCHED COMPANY	69.85
\$HRPAYJNL	F 25/09/2020	SGC COMPULSORY - EMPLOYER	86.88
\$HRPAYJNL	F 25/09/2020	SGC COMPULSORY - EMPLOYER	1,299.02
\$HRPAYJNL	F 25/09/2020	SGC COMPULSORY - EMPLOYER	181.81
\$HRPAYJNL	F 25/09/2020	SGC COMPULSORY - EMPLOYER	672.87
\$HRPAYJNL	F 25/09/2020	5% COUNCIL MATCHED COMPANY	89.76
\$HRPAYJNL	F 25/09/2020	5% COUNCIL MATCHED COMPANY	96.07
\$HRPAYJNL	F 25/09/2020	SGC COMPULSORY - EMPLOYER	132.72
\$HRPAYJNL	F 25/09/2020	5% COUNCIL MATCHED COMPANY	227.37
\$HRPAYJNL	F 25/09/2020	5% COUNCIL MATCHED COMPANY	18.01
\$HRPAYJNL	F 25/09/2020	SGC COMPULSORY - EMPLOYER	1,891.13
\$HRPAYJNL	F 25/09/2020	SGC COMPULSORY - EMPLOYER	773.41
\$HRPAYJNL	F 25/09/2020	SGC COMPULSORY - EMPLOYER	1,177.16
\$HRPAYJNL	F 25/09/2020	SGC COMPULSORY - EMPLOYER	422.32
\$HRPAYJNL	F 25/09/2020	5% COUNCIL MATCHED COMPANY	170.58
\$HRPAYJNL	EF 25/09/2020	SGC COMPULSORY - EMPLOYER	493.95
\$HRPAYJNL	F 25/09/2020	SGC COMPULSORY - EMPLOYER	73.15
\$HRPAYJNL	F 25/09/2020	5% COUNCIL MATCHED COMPANY	245.80
\$HRPAYJNL	F 25/09/2020	5% COUNCIL MATCHED COMPANY	197.94
\$HRPAYJNL	F 25/09/2020	SGC COMPULSORY - EMPLOYER	682.44
\$HRPAYJNL	F 25/09/2020	SGC COMPULSORY - EMPLOYER	1,001.15
\$HRPAYJNL	EF 25/09/2020	5% COUNCIL MATCHED COMPANY	131.99
\$HRPAYJNL	EF 25/09/2020	5% COUNCIL MATCHED COMPANY	130.06

Payment Details by Invoice

MUNICIPAL FUND



From Period 3 To Period 3
 From Date 1/09/2020 To Date 30/09/2020

<i>Cheque/EFT Number</i>	<i>Payment Date</i>	<i>Payee</i>	<i>Payment Amount</i>
\$HRPAYJNL	F 25/09/2020	5% COUNCIL MATCHED COMPANY	424.38
\$HRPAYJNL	F 25/09/2020	5% COUNCIL MATCHED COMPANY	422.07
\$HRPAYJNL	F 25/09/2020	SGC COMPULSORY - EMPLOYER	86.88
\$HRPAYJNL	F 25/09/2020	SGC COMPULSORY - EMPLOYER	1,213.66
\$HRPAYJNL	F 25/09/2020	SGC COMPULSORY - EMPLOYER	280.77
\$HRPAYJNL	F 25/09/2020	5% COUNCIL MATCHED COMPANY	18.01
\$HRPAYJNL	F 25/09/2020	SGC COMPULSORY - EMPLOYER	1,988.27
\$HRPAYJNL	F 25/09/2020	SGC COMPULSORY - EMPLOYER	108.63
\$HRPAYJNL	F 25/09/2020	SGC COMPULSORY - EMPLOYER	1,102.43
\$HRPAYJNL	F 25/09/2020	5% COUNCIL MATCHED COMPANY	173.42
\$HRPAYJNL	F 25/09/2020	SGC COMPULSORY - EMPLOYER	201.90
\$HRPAYJNL	F 25/09/2020	5% COUNCIL MATCHED COMPANY	18.01
\$HRPAYJNL	F 25/09/2020	SGC COMPULSORY - EMPLOYER	102.93
\$HRPAYJNL	F 25/09/2020	SGC COMPULSORY - EMPLOYER	170.81
\$HRPAYJNL	F 25/09/2020	SGC COMPULSORY - EMPLOYER	843.46
\$HRPAYJNL	F 25/09/2020	SGC COMPULSORY - EMPLOYER	81.19
\$HRPAYJNL	F 25/09/2020	SGC COMPULSORY - EMPLOYER	132.71
\$HRPAYJNL	EF 25/09/2020	CC SCHEME EMPLOYEE CONTRIBUTION - PRETAX	1,604.77
\$HRPAYJNL	F 25/09/2020	SGC COMPULSORY - EMPLOYER	173.52
\$HRPAYJNL	EF 25/09/2020	SGC COMPULSORY - EMPLOYER	247.11
\$HRPAYJNL	F 25/09/2020	5% COUNCIL MATCHED COMPANY	18.01
\$HRPAYJNL	F 25/09/2020	SGC COMPULSORY - EMPLOYER	5.96
\$HRPAYJNL	F 25/09/2020	SGC COMPULSORY - EMPLOYER	463.88
\$HRPAYJNL	F 25/09/2020	5% COUNCIL MATCHED COMPANY	20.64
\$HRPAYJNL	F 25/09/2020	5% COUNCIL MATCHED COMPANY	160.25
\$HRPAYJNL	F 25/09/2020	SGC COMPULSORY - EMPLOYER	73.15
\$HRPAYJNL	F 25/09/2020	5% COUNCIL MATCHED COMPANY	18.01
\$HRPAYJNL	F 25/09/2020	SGC COMPULSORY - EMPLOYER	1,196.23
\$HRPAYJNL	F 25/09/2020	EMPLOYEE CONTRIBUTION - PRETAX (\$)	591.01
\$HRPAYJNL	F 25/09/2020	CC SCHEME EMPLOYEE CONTRIBUTION - PRETAX	8,905.94
\$HRPAYJNL	F 25/09/2020	CC SCHEME EMPLOYEE CONTRIBUTION - POSTTA	1,571.53
\$HRPAYJNL	EF 25/09/2020	5% COUNCIL MATCHED COMPANY	170.96
\$HRPAYJNL	EF 25/09/2020	5% COUNCIL MATCHED COMPANY	132.16
\$HRPAYJNL	EF 25/09/2020	SGC COMPULSORY - EMPLOYER	624.89
\$HRPAYJNL	EF 25/09/2020	SGC COMPULSORY - EMPLOYER	1,590.56
\$HRPAYJNL	F 25/09/2020	5% COUNCIL MATCHED COMPANY	18.01
\$HRPAYJNL	F 25/09/2020	5% COUNCIL MATCHED COMPANY	241.39

Payment Details by Invoice

MUNICIPAL FUND



From Period 3 To Period 3
 From Date 1/09/2020 To Date 30/09/2020

<i>Cheque/EFT Number</i>	<i>Payment Date</i>	<i>Payee</i>	<i>Payment Amount</i>
\$HRPAYJNL	F 25/09/2020	5% COUNCIL MATCHED COMPANY	38.50
\$HRPAYJNL	F 25/09/2020	5% COUNCIL MATCHED COMPANY	38.50
\$HRPAYJNL	F 25/09/2020	5% COUNCIL MATCHED COMPANY	91.33
\$HRPAYJNL	F 25/09/2020	5% COUNCIL MATCHED COMPANY	79.09
\$HRPAYJNL	F 25/09/2020	5% COUNCIL MATCHED COMPANY	65.81
\$HRPAYJNL	F 25/09/2020	5% COUNCIL MATCHED COMPANY	18.01
\$HRPAYJNL	F 25/09/2020	SGC COMPULSORY - EMPLOYER	626.99
\$HRPAYJNL	F 25/09/2020	SGC COMPULSORY - EMPLOYER	499.32
\$HRPAYJNL	F 25/09/2020	SGC COMPULSORY - EMPLOYER	482.07
\$HRPAYJNL	F 25/09/2020	SGC COMPULSORY - EMPLOYER	652.14
\$HRPAYJNL	F 25/09/2020	5% COUNCIL MATCHED COMPANY	88.51
\$HRPAYJNL	EF 25/09/2020	5% COUNCIL MATCHED COMPANY	239.78
\$HRPAYJNL	EF 25/09/2020	5% COUNCIL MATCHED COMPANY	306.17
\$HRPAYJNL	EF 25/09/2020	SGC COMPULSORY - EMPLOYER	1,251.79
\$HRPAYJNL	F 25/09/2020	5% COUNCIL MATCHED COMPANY	458.09
\$HRPAYJNL	F 25/09/2020	5% COUNCIL MATCHED COMPANY	38.50
\$HRPAYJNL	F 25/09/2020	5% COUNCIL MATCHED COMPANY	335.84
\$HRPAYJNL	F 25/09/2020	5% COUNCIL MATCHED COMPANY	19.45
\$HRPAYJNL	F 25/09/2020	5% COUNCIL MATCHED COMPANY	375.00
\$HRPAYJNL	F 25/09/2020	SGC COMPULSORY - EMPLOYER	293.76
\$HRPAYJNL	F 25/09/2020	SGC COMPULSORY - EMPLOYER	587.28
\$HRPAYJNL	F 25/09/2020	SGC COMPULSORY - EMPLOYER	836.68
\$HRPAYJNL	F 25/09/2020	SGC COMPULSORY - EMPLOYER	94.27
\$HRPAYJNL	F 25/09/2020	SGC COMPULSORY - EMPLOYER	452.99
\$HRPAYJNL	F 25/09/2020	SGC COMPULSORY - EMPLOYER	227.12
\$HRPAYJNL	F 25/09/2020	SGC COMPULSORY - EMPLOYER	540.16
\$HRPAYJNL	F 25/09/2020	SGC COMPULSORY - EMPLOYER	6.49
\$HRPAYJNL	F 25/09/2020	SGC COMPULSORY - EMPLOYER	1,670.18
\$HRPAYJNL	F 25/09/2020	SGC COMPULSORY - EMPLOYER	358.85
\$HRPAYJNL	F 25/09/2020	SGC COMPULSORY - EMPLOYER	253.82
\$HRPAYJNL	F 25/09/2020	SGC COMPULSORY - EMPLOYER	201.89
\$HRPAYJNL	F 25/09/2020	SGC COMPULSORY - EMPLOYER	34.23
\$HRPAYJNL	F 25/09/2020	SGC COMPULSORY - EMPLOYER	150.66
\$HRPAYJNL	F 25/09/2020	SGC COMPULSORY - EMPLOYER	344.74
\$HRPAYJNL	F 25/09/2020	SGC COMPULSORY - EMPLOYER	605.14
\$HRPAYJNL	F 25/09/2020	SGC COMPULSORY - EMPLOYER	691.41
\$HRPAYJNL	F 25/09/2020	SGC COMPULSORY - EMPLOYER	1,001.15

Payment Details by Invoice

MUNICIPAL FUND



From Period 3 To Period 3 From Date 1/09/2020 To Date 30/09/2020

<i>Cheque/EFT Number</i>	<i>Payment Date</i>	<i>Payee</i>					<i>Payment Amount</i>
\$HRPAYJNL	F 25/09/2020	SGC COMPULSORY - EMPLOYER					1,085.26
\$HRPAYJNL	F 25/09/2020	SGC COMPULSORY - EMPLOYER					728.22
208556	30/09/2020	WESTERN AUSTRALIAN TREASURY					818,439.90
		<i>Invoice Number</i>	<i>Payment Details</i>	<i>Amount</i>	<i>Discount</i>	<i>Retention</i>	<i>PPS</i>
		\$APINVCE 166LOAN30092	LOAN 166 CAPITAL & INTEREST 30/9/20	32,774.82			
		\$APINVCE 164LOAN24920	LOAN 164 CAPITAL & INTEREST	541,200.85			
		\$APINVCE 165LOAN30092	LOAN 165 CAPITAL & INTEREST 30/9/20	244,464.23			
208557	30/09/2020	WESTERN RESOURCE RECOVERY PTY LTD					405.90
		<i>Invoice Number</i>	<i>Payment Details</i>	<i>Amount</i>	<i>Discount</i>	<i>Retention</i>	<i>PPS</i>
		\$APINVCE 68878	GREASE TRAP - PLANNED MAINTENANCE - VARI	124.30			
		\$APINVCE 71679	GREASE TRAP - PLANNED MAINTENANCE - VARI	140.80			
		\$APINVCE 70277	GREASE TRAP - PLANNED MAINTENANCE - VARI	140.80			
208558	30/09/2020	DOWNER EDI WORKS					72,978.31
		<i>Invoice Number</i>	<i>Payment Details</i>	<i>Amount</i>	<i>Discount</i>	<i>Retention</i>	<i>PPS</i>
		\$APINVCE 6009463	ROAD RENEWAL PROJECTS - DOWNER EDI WORKS	72,978.31			
208559	30/09/2020	ANDREW HAMMOND					74.21
		<i>Invoice Number</i>	<i>Payment Details</i>	<i>Amount</i>	<i>Discount</i>	<i>Retention</i>	<i>PPS</i>
		\$APINVCE 240920	UBER TRANSFER REIMBURSEMENT 17/9/20	74.21			

Payment Details by Invoice

MUNICIPAL FUND



From Period 3 To Period 3 From Date 1/09/2020 To Date 30/09/2020

<i>Cheque/EFT Number</i>	<i>Payment Date</i>	<i>Payee</i>	<i>Payment Amount</i>
J225457	3/09/2020	MERCER (AUSTRALIA) PTY LTD	21,739.91

	<i>Invoice Number</i>	<i>Payment Details</i>	<i>Amount</i>	<i>Discount</i>	<i>Retention</i>	<i>PPS</i>
\$HRPAYJNL	F 28/08/2020	SGC COMPULSORY DEFINED BENEFIT >9%	11.33			
\$HRPAYJNL	F 28/08/2020	SGC COMPULSORY DEFINED BENEFIT >9%	7.97			
\$HRPAYJNL	F 28/08/2020	SGC COMPULSORY DEFINED BENEFIT >9%	16.62			
\$HRPAYJNL	F 28/08/2020	SGC COMPULSORY DEFINED BENEFIT >9%	9.41			
\$HRPAYJNL	EF 28/08/2020	5% COUNCIL MATCHED COMPANY	144.93			
\$HRPAYJNL	F 28/08/2020	SGC COMPULSORY DEFINED BENEFIT 9%	570.09			
\$HRPAYJNL	F 28/08/2020	SGC COMPULSORY DEFINED BENEFIT >9%	19.45			
\$HRPAYJNL	EF 28/08/2020	SGC COMPULSORY DEFINED BENEFIT >9%	63.74			
\$HRPAYJNL	F 28/08/2020	SGC COMPULSORY DEFINED BENEFIT >9%	4.52			
\$HRPAYJNL	EF 28/08/2020	5% COUNCIL MATCHED COMPANY	326.50			
\$HRPAYJNL	F 28/08/2020	5% COUNCIL MATCHED COMPANY	45.22			
\$HRPAYJNL	F 28/08/2020	SGC COMPULSORY DEFINED BENEFIT 9%	81.40			
\$HRPAYJNL	F 28/08/2020	SGC COMPULSORY - EMPLOYER	125.34			
\$HRPAYJNL	F 28/08/2020	SGC COMPULSORY DEFINED BENEFIT >9%	24.05			
\$HRPAYJNL	EF 28/08/2020	SGC COMPULSORY DEFINED BENEFIT >9%	32.65			
\$HRPAYJNL	F 28/08/2020	SGC COMPULSORY DEFINED BENEFIT >9%	5.87			
\$HRPAYJNL	EF 28/08/2020	SGC COMPULSORY DEFINED BENEFIT 9%	587.69			
\$HRPAYJNL	EF 28/08/2020	SGC COMPULSORY DEFINED BENEFIT 9%	1,838.85			
\$HRPAYJNL	EF 28/08/2020	SGC COMPULSORY DEFINED BENEFIT >9%	25.80			
\$HRPAYJNL	F 28/08/2020	SGC COMPULSORY DEFINED BENEFIT >9%	35.52			
\$HRPAYJNL	F 28/08/2020	SGC COMPULSORY DEFINED BENEFIT >9%	3.50			
\$HRPAYJNL	F 28/08/2020	SGC COMPULSORY DEFINED BENEFIT >9%	20.08			
\$HRPAYJNL	F 28/08/2020	SGC COMPULSORY DEFINED BENEFIT >9%	20.96			
\$HRPAYJNL	EF 28/08/2020	SGC COMPULSORY DEFINED BENEFIT 9%	307.02			
\$HRPAYJNL	F 28/08/2020	SGC COMPULSORY DEFINED BENEFIT 9%	366.13			
\$HRPAYJNL	F 28/08/2020	SGC COMPULSORY DEFINED BENEFIT >9%	5.55			
\$HRPAYJNL	F 28/08/2020	SGC COMPULSORY DEFINED BENEFIT 9%	68.59			
\$HRPAYJNL	EF 28/08/2020	5% COUNCIL MATCHED COMPANY	170.57			
\$HRPAYJNL	EF 28/08/2020	SGC COMPULSORY DEFINED BENEFIT 9%	266.37			
\$HRPAYJNL	F 28/08/2020	SGC COMPULSORY DEFINED BENEFIT 9%	208.56			
\$HRPAYJNL	F 28/08/2020	SGC COMPULSORY DEFINED BENEFIT >9%	38.91			
\$HRPAYJNL	F 28/08/2020	SGC COMPULSORY DEFINED BENEFIT >9%	78.62			
\$HRPAYJNL	F 28/08/2020	SGC COMPULSORY DEFINED BENEFIT 9%	639.40			
\$HRPAYJNL	F 28/08/2020	SGC COMPULSORY DEFINED BENEFIT 9%	432.50			

Payment Details by Invoice

MUNICIPAL FUND



From Period 3 To Period 3 From Date 1/09/2020 To Date 30/09/2020

<i>Cheque/EFT Number</i>	<i>Payment Date</i>	<i>Payee</i>	<i>Payment Amount</i>
\$HRPAYJNL	F 28/08/2020	SGC COMPULSORY DEFINED BENEFIT 9%	63.00
\$HRPAYJNL	EF 28/08/2020	SGC COMPULSORY DEFINED BENEFIT 9%	260.87
\$HRPAYJNL	F 28/08/2020	SGC COMPULSORY DEFINED BENEFIT >9%	16.64
\$HRPAYJNL	F 28/08/2020	SGC COMPULSORY DEFINED BENEFIT >9%	3.81
\$HRPAYJNL	F 28/08/2020	SGC COMPULSORY DEFINED BENEFIT >9%	2.06
\$HRPAYJNL	F 28/08/2020	SGC COMPULSORY DEFINED BENEFIT >9%	31.68
\$HRPAYJNL	F 28/08/2020	SGC COMPULSORY DEFINED BENEFIT >9%	18.49
\$HRPAYJNL	F 28/08/2020	SGC COMPULSORY DEFINED BENEFIT 9%	1,148.28
\$HRPAYJNL	EF 28/08/2020	SGC COMPULSORY DEFINED BENEFIT >9%	14.80
\$HRPAYJNL	EF 28/08/2020	SGC COMPULSORY DEFINED BENEFIT 9%	1,604.78
\$HRPAYJNL	F 28/08/2020	SGC COMPULSORY DEFINED BENEFIT >9%	20.34
\$HRPAYJNL	F 28/08/2020	SGC COMPULSORY DEFINED BENEFIT >9%	35.63
\$HRPAYJNL	F 28/08/2020	SGC COMPULSORY DEFINED BENEFIT >9%	14.63
\$HRPAYJNL	F 28/08/2020	SGC COMPULSORY DEFINED BENEFIT >9%	3.49
\$HRPAYJNL	F 28/08/2020	EMPLOYEE CONTRIBUTION - PRETAX (%)	4.43
\$HRPAYJNL	F 28/08/2020	5% COUNCIL MATCHED COMPANY	30.15
\$HRPAYJNL	EF 28/08/2020	EMPLOYEE CONTRIBUTION - PRETAX (%)	1,296.03
\$HRPAYJNL	EF 28/08/2020	SGC COMPULSORY DEFINED BENEFIT >9%	14.49
\$HRPAYJNL	F 28/08/2020	SGC COMPULSORY DEFINED BENEFIT >9%	23.33
\$HRPAYJNL	F 28/08/2020	SGC COMPULSORY DEFINED BENEFIT >9%	16.62
\$HRPAYJNL	F 28/08/2020	SGC COMPULSORY DEFINED BENEFIT 9%	509.16
\$HRPAYJNL	F 28/08/2020	SGC COMPULSORY DEFINED BENEFIT >9%	9.24
\$HRPAYJNL	EF 28/08/2020	5% COUNCIL MATCHED COMPANY	258.06
\$HRPAYJNL	EF 28/08/2020	SGC COMPULSORY DEFINED BENEFIT 9%	464.51
\$HRPAYJNL	EF 28/08/2020	5% COUNCIL MATCHED COMPANY	147.98
\$HRPAYJNL	F 28/08/2020	SGC COMPULSORY DEFINED BENEFIT >9%	11.88
\$HRPAYJNL	F 28/08/2020	SGC COMPULSORY DEFINED BENEFIT >9%	8.95
\$HRPAYJNL	EF 28/08/2020	CC SCHEME EMPLOYEE CONTRIBUTION - PRETAX	1,067.97
\$HRPAYJNL	F 28/08/2020	SGC COMPULSORY DEFINED BENEFIT >9%	3.16
\$HRPAYJNL	F 28/08/2020	SGC COMPULSORY DEFINED BENEFIT >9%	16.22
\$HRPAYJNL	EF 28/08/2020	SGC COMPULSORY DEFINED BENEFIT >9%	17.06
\$HRPAYJNL	F 28/08/2020	SGC COMPULSORY DEFINED BENEFIT >9%	1.75
\$HRPAYJNL	F 28/08/2020	SGC COMPULSORY DEFINED BENEFIT 9%	54.26
\$HRPAYJNL	F 28/08/2020	SGC COMPULSORY DEFINED BENEFIT >9%	4.17
\$HRPAYJNL	F 28/08/2020	SGC COMPULSORY DEFINED BENEFIT 9%	166.35
\$HRPAYJNL	F 28/08/2020	SGC COMPULSORY DEFINED BENEFIT 9%	324.18
\$HRPAYJNL	F 28/08/2020	SGC COMPULSORY DEFINED BENEFIT >9%	3.81

Payment Details by Invoice

MUNICIPAL FUND



From Period 3 To Period 3 From Date 1/09/2020 To Date 30/09/2020

<i>Cheque/EFT Number</i>	<i>Payment Date</i>	<i>Payee</i>	<i>Payment Amount</i>
\$HRPAYJNL	EF 28/08/2020	EMPLOYEE CONTRIBUTION - POST TAX (%)	52.78
\$HRPAYJNL	F 28/08/2020	SGC COMPULSORY DEFINED BENEFIT >9%	38.16
\$HRPAYJNL	F 28/08/2020	SGC COMPULSORY DEFINED BENEFIT >9%	5.81
\$HRPAYJNL	F 28/08/2020	SGC COMPULSORY DEFINED BENEFIT >9%	5.55
\$HRPAYJNL	F 28/08/2020	SGC COMPULSORY DEFINED BENEFIT >9%	19.45
\$HRPAYJNL	F 28/08/2020	EMPLOYEE CONTRIBUTION - POST TAX (%)	26.39
\$HRPAYJNL	F 28/08/2020	SGC COMPULSORY DEFINED BENEFIT >9%	20.34
\$HRPAYJNL	F 28/08/2020	SGC COMPULSORY DEFINED BENEFIT >9%	11.55
\$HRPAYJNL	F 28/08/2020	SGC COMPULSORY DEFINED BENEFIT >9%	14.66
\$HRPAYJNL	F 28/08/2020	SGC COMPULSORY DEFINED BENEFIT >9%	20.43
\$HRPAYJNL	F 28/08/2020	SGC COMPULSORY DEFINED BENEFIT >9%	18.00
\$HRPAYJNL	F 28/08/2020	SGC COMPULSORY DEFINED BENEFIT >9%	28.02
\$HRPAYJNL	F 28/08/2020	SGC COMPULSORY DEFINED BENEFIT >9%	3.02
\$HRPAYJNL	F 28/08/2020	SGC COMPULSORY DEFINED BENEFIT >9%	17.46
\$HRPAYJNL	F 28/08/2020	CC SCHEME EMPLOYEE CONTRIBUTION - POSTTA	52.78
\$HRPAYJNL	F 28/08/2020	SGC COMPULSORY DEFINED BENEFIT 9%	350.16
\$HRPAYJNL	F 28/08/2020	SGC COMPULSORY DEFINED BENEFIT >9%	63.79
\$HRPAYJNL	F 28/08/2020	SGC COMPULSORY DEFINED BENEFIT >9%	1.70
\$HRPAYJNL	F 28/08/2020	SGC COMPULSORY DEFINED BENEFIT >9%	11.59
\$HRPAYJNL	F 28/08/2020	SGC COMPULSORY DEFINED BENEFIT >9%	6.30
\$HRPAYJNL	F 28/08/2020	SGC COMPULSORY DEFINED BENEFIT >9%	4.55
\$HRPAYJNL	F 28/08/2020	SGC COMPULSORY DEFINED BENEFIT >9%	6.22
\$HRPAYJNL	F 28/08/2020	SGC COMPULSORY DEFINED BENEFIT >9%	28.28
\$HRPAYJNL	EF 28/08/2020	SGC COMPULSORY DEFINED BENEFIT >9%	102.15
\$HRPAYJNL	F 28/08/2020	5% COUNCIL MATCHED COMPANY	65.97
\$HRPAYJNL	F 28/08/2020	SGC COMPULSORY DEFINED BENEFIT 9%	30.64
\$HRPAYJNL	F 28/08/2020	SGC COMPULSORY DEFINED BENEFIT 9%	100.01
\$HRPAYJNL	F 28/08/2020	SGC COMPULSORY DEFINED BENEFIT 9%	339.85
\$HRPAYJNL	F 28/08/2020	SGC COMPULSORY DEFINED BENEFIT >9%	7.62
\$HRPAYJNL	F 28/08/2020	SGC COMPULSORY DEFINED BENEFIT >9%	17.46
\$HRPAYJNL	F 28/08/2020	SGC COMPULSORY DEFINED BENEFIT >9%	5.01
\$HRPAYJNL	F 28/08/2020	SGC COMPULSORY DEFINED BENEFIT >9%	10.11
\$HRPAYJNL	F 28/08/2020	SGC COMPULSORY DEFINED BENEFIT >9%	24.14
\$HRPAYJNL	EF 28/08/2020	SGC COMPULSORY DEFINED BENEFIT 9%	1,147.51
\$HRPAYJNL	EF 28/08/2020	SGC COMPULSORY DEFINED BENEFIT >9%	89.15
\$HRPAYJNL	F 28/08/2020	CC SCHEME EMPLOYEE CONTRIBUTION - PRETAX	70.93
\$HRPAYJNL	F 28/08/2020	SGC COMPULSORY DEFINED BENEFIT >9%	44.72

Payment Details by Invoice

MUNICIPAL FUND



From Period 3 To Period 3
 From Date 1/09/2020 To Date 30/09/2020

<i>Cheque/EFT Number</i>	<i>Payment Date</i>	<i>Payee</i>	<i>Payment Amount</i>
\$HRPAYJNL	F 28/08/2020	SGC COMPULSORY DEFINED BENEFIT >9%	57.76
\$HRPAYJNL	F 28/08/2020	SGC COMPULSORY DEFINED BENEFIT >9%	132.18
\$HRPAYJNL	F 28/08/2020	SGC COMPULSORY DEFINED BENEFIT >9%	0.74
\$HRPAYJNL	F 28/08/2020	SGC COMPULSORY DEFINED BENEFIT >9%	5.25
\$HRPAYJNL	F 28/08/2020	SGC COMPULSORY DEFINED BENEFIT >9%	18.88
\$HRPAYJNL	F 28/08/2020	SGC COMPULSORY DEFINED BENEFIT >9%	3.49
\$HRPAYJNL	EF 28/08/2020	CC SCHEME EMPLOYEE CONTRIBUTION - POSTTA	1,971.17
\$HRPAYJNL	EF 28/08/2020	5% COUNCIL MATCHED COMPANY	1,021.58
\$HRPAYJNL	EF 28/08/2020	5% COUNCIL MATCHED COMPANY	637.51
\$HRPAYJNL	EF 28/08/2020	5% COUNCIL MATCHED COMPANY	891.55

J225461	1/09/2020	JCT CONSULTANCY LIMITED	(630.00)
---------	-----------	-------------------------	----------

	<u>Invoice Number</u>	<u>Payment Details</u>	<u>Amount</u>	<u>Discount</u>	<u>Retention</u>	<u>PPS</u>
\$JOURNAL	J225607	JCT CONSULTANCY INV M3408	(630.00)			

Payment Details by Invoice

MUNICIPAL FUND



From Period 3 To Period 3 From Date 1/09/2020 To Date 30/09/2020

<i>Cheque/EFT Number</i>	<i>Payment Date</i>	<i>Payee</i>	<i>Payment Amount</i>
J225534	18/09/2020	MERCER (AUSTRALIA) PTY LTD	22,280.15

	<i>Invoice Number</i>	<i>Payment Details</i>	<i>Amount</i>	<i>Discount</i>	<i>Retention</i>	<i>PPS</i>
\$	HRPAYJNL	F 11/09/2020	5% COUNCIL MATCHED COMPANY	82.68		
\$	HRPAYJNL	F 11/09/2020	5% COUNCIL MATCHED COMPANY	155.63		
\$	HRPAYJNL	F 11/09/2020	SGC COMPULSORY - EMPLOYER	335.71		
\$	HRPAYJNL	F 11/09/2020	5% COUNCIL MATCHED COMPANY	200.80		
\$	HRPAYJNL	F 11/09/2020	5% COUNCIL MATCHED COMPANY	282.01		
\$	HRPAYJNL	F 11/09/2020	5% COUNCIL MATCHED COMPANY	444.68		
\$	HRPAYJNL	F 11/09/2020	5% COUNCIL MATCHED COMPANY	32.58		
\$	HRPAYJNL	F 11/09/2020	SGC COMPULSORY - EMPLOYER	334.34		
\$	HRPAYJNL	F 11/09/2020	5% COUNCIL MATCHED COMPANY	280.14		
\$	HRPAYJNL	F 11/09/2020	5% COUNCIL MATCHED COMPANY	61.12		
\$	HRPAYJNL	F 11/09/2020	SGC COMPULSORY - EMPLOYER	372.34		
\$	HRPAYJNL	F 11/09/2020	5% COUNCIL MATCHED COMPANY	389.14		
\$	HRPAYJNL	F 11/09/2020	5% COUNCIL MATCHED COMPANY	52.57		
\$	HRPAYJNL	F 11/09/2020	5% COUNCIL MATCHED COMPANY	100.88		
\$	HRPAYJNL	F 11/09/2020	EMPLOYEE CONTRIBUTION - POST TAX (%)	342.76		
\$	HRPAYJNL	F 11/09/2020	5% COUNCIL MATCHED COMPANY	55.56		
\$	HRPAYJNL	F 11/09/2020	5% COUNCIL MATCHED COMPANY	20.63		
\$	HRPAYJNL	F 11/09/2020	CC SCHEME EMPLOYEE CONTRIBUTION - POSTTA	5,013.81		
\$	HRPAYJNL	F 11/09/2020	5% COUNCIL MATCHED COMPANY	38.09		
\$	HRPAYJNL	F 11/09/2020	SGC COMPULSORY - EMPLOYER	255.39		
\$	HRPAYJNL	F 11/09/2020	5% COUNCIL MATCHED COMPANY	225.44		
\$	HRPAYJNL	F 11/09/2020	CC SCHEME EMPLOYEE CONTRIBUTION - PRETAX	6,735.33		
\$	HRPAYJNL	F 11/09/2020	5% COUNCIL MATCHED COMPANY	92.73		
\$	HRPAYJNL	F 11/09/2020	5% COUNCIL MATCHED COMPANY	113.52		
\$	HRPAYJNL	F 11/09/2020	EMPLOYEE CONTRIBUTION - PRETAX (%)	3,720.86		
\$	HRPAYJNL	F 11/09/2020	5% COUNCIL MATCHED COMPANY	38.10		
\$	HRPAYJNL	F 11/09/2020	5% COUNCIL MATCHED COMPANY	52.50		
\$	HRPAYJNL	F 11/09/2020	5% COUNCIL MATCHED COMPANY	1,328.74		
\$	HRPAYJNL	F 11/09/2020	EMPLOYEE CONTRIBUTION - PRETAX (\$)	133.89		
\$	HRPAYJNL	F 11/09/2020	5% COUNCIL MATCHED COMPANY	113.32		
\$	HRPAYJNL	F 11/09/2020	5% COUNCIL MATCHED COMPANY	76.21		
\$	HRPAYJNL	F 11/09/2020	5% COUNCIL MATCHED COMPANY	560.98		
\$	HRPAYJNL	F 11/09/2020	5% COUNCIL MATCHED COMPANY	184.90		
\$	HRPAYJNL	F 11/09/2020	5% COUNCIL MATCHED COMPANY	354.16		

Payment Details by Invoice

MUNICIPAL FUND



From Period 3 To Period 3
 From Date 1/09/2020 To Date 30/09/2020

<i>Cheque/EFT Number</i>	<i>Payment Date</i>	<i>Payee</i>					<i>Payment Amount</i>
J225607	22/09/2020	JCT CONSULTANCY LIMITED					630.00

	<u>Invoice Number</u>	<u>Payment Details</u>	<u>Amount</u>	<u>Discount</u>	<u>Retention</u>	<u>PPS</u>
\$JOURNAL	J225461	JCT CONSULTANCY INV M3408	630.00			

Payment Details by Invoice

MUNICIPAL FUND



From Period 3 To Period 3
 From Date 1/09/2020 To Date 30/09/2020

<i>Cheque/EFT Number</i>	<i>Payment Date</i>	<i>Payee</i>					<i>Payment Amount</i>
--------------------------	---------------------	--------------	--	--	--	--	-----------------------

Cancelled Payments

207416	17/09/2020	TYRES 4U PTY LIMITED					(1,594.49)
		<i>Invoice Number</i>	<i>Payment Details</i>	<i>Amount</i>	<i>Discount</i>	<i>Retention</i>	<i>PPS</i>
	\$FTP	207416	NEW TYRES FOR LARGE RUBBISH TRUCKS AND R	(1,594.49)			
207643	17/09/2020	TYRES 4U PTY LIMITED					(5,825.27)
		<i>Invoice Number</i>	<i>Payment Details</i>	<i>Amount</i>	<i>Discount</i>	<i>Retention</i>	<i>PPS</i>
	\$FTP	207643	NEW TYRES FOR LARGE RUBBISH TRUCKS AND R	(5,825.27)			
207896	11/09/2020	JOSHUA WEBB					(59.95)
		<i>Invoice Number</i>	<i>Payment Details</i>	<i>Amount</i>	<i>Discount</i>	<i>Retention</i>	<i>PPS</i>
	\$FTP	207896	BWA	(59.95)			
207912	4/09/2020	THOMAS M GEORGE & TIFFANY J GEORGE					(120.00)
		<i>Invoice Number</i>	<i>Payment Details</i>	<i>Amount</i>	<i>Discount</i>	<i>Retention</i>	<i>PPS</i>
	\$FTP	207912	BWA	(120.00)			
207998	16/09/2020	KNOWN ASSOCIATES INVESTMENTS PTY LTD T/AS KNOWN					(16,585.84)
		<i>Invoice Number</i>	<i>Payment Details</i>	<i>Amount</i>	<i>Discount</i>	<i>Retention</i>	<i>PPS</i>
	\$FTP	207998	COLOUR INSTALLATIONS MALLS - EXPERIENCE	(16,585.84)			
208063	14/09/2020	NEIL C FERNANDES					(793.04)
		<i>Invoice Number</i>	<i>Payment Details</i>	<i>Amount</i>	<i>Discount</i>	<i>Retention</i>	<i>PPS</i>
	\$FTP	208063	ANZ	(793.04)			
208259	22/09/2020	AUSTRALIAN CHINESE TIMES					(500.00)
		<i>Invoice Number</i>	<i>Payment Details</i>	<i>Amount</i>	<i>Discount</i>	<i>Retention</i>	<i>PPS</i>
	\$FTP	208259	ANZ	(500.00)			
TOTAL PAYMENTS				35,336,059.24	693.53	0.00	35,335,365.71

Warrant of Payments

MUNICIPAL FUND



From Date 1/09/2020

To Date 30/09/2020

Summary:

Payments - Municipal Fund	35,323,404.74
CBA Credit Card Aug 2020 – See report	11,960.97
COP Payroll September 2020	5,148,351.68
CBA & ANZ Bank Charges Sept 2020	95,532.08

	40,579,249.47
	=====

Payment Details by Invoice

MUNICIPAL FUND



From Period 3 To Period 3 From Date 1/09/2020 To Date 30/09/2020

Cheque/EFT Number Payment Date Payee Payment Amount

Payments

J225677	30/09/2020	COMMONWEALTH BANK CORPORATE CHARGE CARD	11,960.97
---------	------------	---	-----------

	<u>Invoice Number</u>	<u>Payment Details</u>	<u>Amount</u>	<u>Discount</u>	<u>Retention</u>	<u>PPS</u>
\$APINVCE	AUG-20	B FITZPATRICK CREDIT CARD AUG 20	1,795.42			
\$APINVCE	AUG-20	J MOLLOY CREDIT CARD AUG 20	260.00			
\$APINVCE	AUG-20	K CHADFIELD CREDIT CARD AUG 20	15.10			
\$APINVCE	AUG-20	P ANASTAS CREDIT CARD AUG 20	22.00			
\$APINVCE	AUG-20	R EATON CREDIT CARD AUG 20	58.76			
\$APINVCE	AUG-20	S SINGH CREDIT CARD AUG 20	49.00			
\$APINVCE	AUG-20	J MOLLOY CREDIT CARD AUG 20	313.98			
\$APINVCE	AUG-20	L MAYBERRY CREDIT CARD AUG 20	23.09			
\$APINVCE	AUG-20	M JORGENSEN CREDIT CARD AUG 20	10.00			
\$APINVCE	AUG-20	S GLYNN CREDIT CARD AUG 20	313.49			
\$APINVCE	AUG-20	S SINGH CREDIT CARD AUG 20	4.04			
\$APINVCE	AUG-20	S TSEN CREDIT CARD AUG 20	1,327.34			
\$APINVCE	AUG-20	A BANKS-MCALLISTER CREDIT CARD AUG	55.00			
\$APINVCE	AUG-20	B FITZPATRICK CREDIT CARD AUG 20	33.23			
\$APINVCE	AUG-20	B LITCHFIELD CREDIT CARD AUG 20	141.70			
\$APINVCE	AUG-20	C LIM-ABRAHAMS CREDIT CARD AUG 20	589.91			
\$APINVCE	AUG-20	K SOSSI CREDIT CARD AUG 20	8.65			
\$APINVCE	AUG-20	K WRIGGLESWORTH CREDIT CARD AUG 20	78.40			
\$APINVCE	AUG-20	L PETERS CREDIT CARD AUG 20	67.31			
\$APINVCE	AUG-20	N LANGOULANT CREDIT CARD AUG 20	49.90			
\$APINVCE	AUG-20	R EATON CREDIT CARD AUG 20	892.32			
\$APINVCE	AUG-20	S ARNOLD CREDIT CARD AUG 20	375.20			
\$APINVCE	AUG-20	S GLYNN CREDIT CARD AUG 20	1,216.89			
\$APINVCE	AUG-20	S MCDUGALL CREDIT CARD AUG 20	579.80			
\$APINVCE	AUG-20	S SINGH CREDIT CARD AUG 20	14.14			
\$APINVCE	AUG-20	S TSEN CREDIT CARD AUG 20	1,157.44			
\$APINVCE	AUG-20	N LANGOULANT CREDIT CARD AUG 20	600.78			
\$APINVCE	AUG-20	P ANASTAS CREDIT CARD AUG 20	66.00			
\$APINVCE	AUG-20	S TSEN CREDIT CARD AUG 20	1,326.28			
\$APINVCE	AUG-20	K SOSSI CREDIT CARD AUG 20	417.07			
\$APINVCE	AUG-20	S ARNOLD CREDIT CARD AUG 20	134.87			
\$APINVCE	AUG-20	A BANKS-MCALLISTER CREDIT CARD AUG	14.50			

Payment Details by Invoice

MUNICIPAL FUND



From Period 3 **To Period 3**
 From Date 1/09/2020 To Date 30/09/2020

<i>Cheque/EFT Number</i>	<i>Payment Date</i>	<i>Payee</i>				<i>Payment Amount</i>
\$APINVCE	AUG-20	M JORGENSEN CREDIT CARD AUG 20				(59.54)
\$APINVCE	AUG-20	M JORGENSEN CREDIT CARD AUG 20				8.90
TOTAL PAYMENTS						11,969.87
						0.00
						0.00
						11,960.97

Warrant of Payments

MUNICIPAL FUND



From Date 1/09/2020

To Date 30/09/2020

Summary:

Payments - Municipal Fund

11,960.97

Friday, 6 November 2020 10:28:01 AM

City of Perth

Expense Type Report



Account Type(s) : Allowed Accounts
 Data from : '2020-07-24 00:00:00' to '2020-08-21 23:59:59' (STATEMENT DATE)
 Status: All Statuses

Expense Type	User	Status	GL Code	Merchant	Description	Amount
Agency Fees						
	Glynn, Siobhan	<input checked="" type="checkbox"/> Posted	1059 100 10 10001 7223	INTNL TRANSACTION FEE	International Tranaction Fee	1.71
User Total						1.71
Expense Total						1.71
Application Software						
	Banks- McAllister, Anne	<input checked="" type="checkbox"/> Posted	1058 100 10 10001 7218	MYOB AUSTRALIA	MYOB invoice	55.00
User Total						55.00
	Tsen, Simon	<input checked="" type="checkbox"/> Posted	1022 100 10 10001 7218	ZOOM.US 888-799- 9666	ICT-SP-1022-100-10- 10063-7218-ZOOM MTHLY SOFTWARE FOR CORPORATE	307.89
		<input checked="" type="checkbox"/> Posted	1017 100 10 10032 7218	Melbourne IT	MKT-SP-1017-100-10- 10032-7218MELBOURNE IT RENEWAL- INV14568946-\$187.00	187.00
		<input checked="" type="checkbox"/> Posted	1022 100 10 10063 7218	ATLASSIAN	ATLASSIAN MONTHLY SUBSCRIPTIONS	15.27
		<input checked="" type="checkbox"/> Posted	1022 100 10 10063 7218	INTNL TRANSACTION FEE	ATLASSIAN MONTHLY SUBSCRIPTIONS-	0.38
User Total						510.54
Expense Total						565.54
Business Coffe/Lunch						
	Lim- Abrahams, Christine	<input checked="" type="checkbox"/> Posted		Petition Kitchen	Agency WIP Meeting	26.31



User Total 26.31

Expense Total 26.31



Catering Costs

Arnold, Sandra   **Posted** 1116 100 GRILLD PTY LTD catering 300.30
10 10001
7227



User Total 300.30



Banks-   **Posted** 1045 100 SHADOW WINE BAR Tax Invoice 14.50
McAllister, Anne 10 10001
7227

User Total 14.50

Glynn,   **Posted** 1059 100 CBD IGA PLUS 8 Cartons of Milk 19.60
Siobhan 10 10001 LIQUORQPS
7227

  **Posted** 1059 100 NESPRESSO 110 x Arpeggion & 110 160.60
10 10001 Livanto Coffee Pods
7227

  **Posted** 1059 100 CBD IGA PLUS 7 x Cartons of Milk 17.15
10 10001 LIQUORQPS
7227

  **Posted** 1059 212 CBD IGA PLUS 8 x Cartons of Milk 19.60
10 10001 LIQUORQPS
7227

User Total 216.95

Expense Total 531.75

Contractors

Tsen, Simon   **Posted** 1063 100 MAILCHIMP ACH-SP-1063-100-50 56.45
50 10269 *MONTHLY -10269-7268-
7268 HERITAGEPERTH-
MAILCHIMP-
AUG20-\$56.45.pdf

User Total 56.45

Expense Total 56.45

Digital

Sossi, Kate   **Posted** 1017 100 FACEBK Facebook advertising 288.57
10 10001 *XGB22WJ3F2
7273

	<input checked="" type="checkbox"/>	Posted	1017 100 10 10001 7273	LINKTREE* LINKTREE	Instagram linking tool	8.44
	<input checked="" type="checkbox"/>	Posted	1017 100 10 10001 7273	INTNL TRANSACTION FEE	Transaction fee	0.21
	<input checked="" type="checkbox"/>	Posted	1017 100 10 10001 7273	040Pin* Schedugram Ske	Instagram Scheduling tool.	120.00
	<input checked="" type="checkbox"/>	Posted	1017 100 10 10001 7273	LINKTREE* LINKTREE	Instagram tool	8.29
	<input checked="" type="checkbox"/>	Posted	1017 100 10 10001 7273	INTNL TRANSACTION FEE	Bank fee	0.21

User Total 425.72

Expense Total 425.72

Hosted Services

Peters, Lloyd		<input checked="" type="checkbox"/>	Posted	1020 100 10 10001 7271	Jibility	Jibility Strategy App Auto-renewed	1892.70
		<input checked="" type="checkbox"/>	Posted	1020 100 10 10001 7271	Jibility	Refunded of the annual subscription for Jibility	-1825.39

User Total 67.31

Tsen, Simon		<input checked="" type="checkbox"/>	Posted	1016 100 10 10001 7271	MYFONTS	CCU-SP-1016-100-10-10001-7271-MYFONT-SR#116729-\$479.96.pdf	479.96
		<input checked="" type="checkbox"/>	Posted	1016 100 10 10001 7271	MAILCHIMP *MONTHLY	CCU-SP-1016-100-10-10001-7271-MAILCHIMP-AUG20-\$A84.63.pdf	84.63
		<input checked="" type="checkbox"/>	Posted	1023 100 10 10225 7271	SITECORE-TDS/RAZL	SITECORE ANNUAL MAINTENANCE AUG20-AUG21	138.15
		<input checked="" type="checkbox"/>	Posted	1023 100 10 10225 7271	INTNL TRANSACTION FEE	1xSITECORE ANNUAL MAINTENANCE AUG20-AUG21	3.45

User Total 706.19

Expense Total 773.50

Kitchen Supplies

Chadfield, Kerry		<input checked="" type="checkbox"/>	Posted	1045 191 10 10001 7227	WOOLWORTHS W4301	Milk for Level 5	13.00
		<input checked="" type="checkbox"/>	Posted	1045 191 10 10001 7227	WOOLWORTHS W4301	Milk for Level 5	2.10

User Total **15.10**

Expense Total **15.10**

Library Stock

Glynn, Siobhan	<input checked="" type="checkbox"/> Posted	1059 100 ISUBSCRIBE PTY LTD 10 10001 7235	APC Magazine Subscription for library	79.00
	<input checked="" type="checkbox"/> Posted	1059 212 PAYPAL *IN MY 10 10001 BLOOD 7235	In My Blood It Runs DVD	77.00

User Total **156.00**

Expense Total **156.00**

Light Refreshments

Anastas, Paul	<input checked="" type="checkbox"/> Posted	1037 100 BEANSPROUT CAFE 10 10279 QPS 7227	Catering	22.00
	<input checked="" type="checkbox"/> Posted	1037 100 BEANSPROUT CAFE 10 10279 QPS 7227	Catering	22.00
	<input checked="" type="checkbox"/> Posted	1037 100 BEANSPROUT CAFE 10 10279 QPS 7227	Catering	22.00
	<input checked="" type="checkbox"/> Posted	1037 100 BEANSPROUT CAFE 10 10279 QPS 7227	Catering	22.00

User Total **88.00**

Expense Total **88.00**

Local Conferences

McDougall, Steven	<input checked="" type="checkbox"/> Posted	1095 100 HUMANITIX EVENT 10 10001 TICKET 7116	Ticket for JZanetti to attend digital SHIFT Town Teams conference	52.47
	<input checked="" type="checkbox"/> Posted	1092 100 HUMANITIX EVENT 10 10001 TICKET 7116	Ticket to attend Moving Beyond the Status Quo event	58.19
	<input checked="" type="checkbox"/> Posted	1092 100 HUMANITIX 10 10001 TICKETING 7116	Tickets for Rotto Tech Fest	418.00

User Total **528.66**

Expense Total **528.66**

Minor Assets

Glynn, Siobhan	<input checked="" type="checkbox"/> Posted	1059 100 10 10001 7224	OFWKS ONLINE BENTLEIGH	4 x Comsol Micro USB Cables	45.47
	<input checked="" type="checkbox"/> Posted	1059 212 10 10001 7224	PLE COMPUTERS PTY LTD	1 x Startech 5m Flat HDMI to HDMI Cable with Ethernet	48.82

User Total 94.29

Molloy, Jy	<input checked="" type="checkbox"/> Posted	1101 191 10 10021 7224	CAPITALRETRAVISION	Microwave Level 8	260.00
	<input checked="" type="checkbox"/> Posted	1101 191 10 10021 7224	OFFICEWORKS 0601	Bin for reception suite L11	85.98

User Total 345.98

Expense Total 440.27

Minor IT assets

Langoulant, Natalie	<input checked="" type="checkbox"/> Posted	1022 100 10 10222 7269	PAYPAL *INTERNETECH	Tristan Loney, ICT, 10 x HP EliteBook X360 covers	600.78
	<input checked="" type="checkbox"/> Posted	1022 100 10 10222 7269	JB HI FI ST GEORGES	Michelle Reynolds, Office of Chief Executive, cover for iPhone XS	24.95
	<input checked="" type="checkbox"/> Posted	1022 100 10 10222 7269	JB HI FI ST GEORGES	Nathan Ahern, Commercial Parking, cover for iPhone XS	24.95

User Total 650.68

Tsen, Simon	<input checked="" type="checkbox"/> Posted	1022 100 10 10101 7269	OFWKS ONLINE BENTLEIGH	ICT-SP-1022-100-10- 10101-7269- 16xSMARTFIT BAG FOR LAPTOP-SR#116955	560.00
	<input checked="" type="checkbox"/> Posted	1022 100 10 10101 7269	OFWKS ONLINE BENTLEIGH	ICT-SP-1022-100-10- 10101-7269- 30xSMARTFIT BAG FOR LAPTOP-\$1,055.95	1055.95

User Total 1615.95

Expense Total 2266.63







Morning/Arvo Tea

Singh, Surindar	<input checked="" type="checkbox"/> Posted	1102 100 10 10001 7227	JOE'S BAKERY WEST PE	Morning Tea with CEO	49.00
--------------------	--	------------------------------	-------------------------	----------------------	-------

User Total 49.00

		Expense Total			49.00
Multimedia					
Tsen, Simon	Posted	1116 100 10 10001 7205	CHEAPSSLSECURITY COM	CPP-SP-1116-100-10- 10001-7205-CHEAPSSL CERT 2YRS-\$113.75- JULY20.pdf	160.48
	Posted	1116 100 10 10001 7205	INTNL TRANSACTION FEE	CPP-SP-1116-100-10- 10001-7205-CHEAPSSL CERT 2YRS-\$113.75- JULY20.pdf	4.01
	Posted	1116 100 10 10001 7205	MAILCHIMP *MONTHLY	CPP-SP-1116-100-10- 10001-7205- MAILCHIMP-\$49.36- AUG20.pdf	49.36
	Posted	1116 100 10 10001 7205	STK*Shutterstock	CPP-SP-1116-100-10- 10001-7205- SHUTTERSTOCK-\$31.90- JULY20	31.90
User Total					245.75
Expense Total					245.75
Office Supplies					
Glynn, Siobhan	Posted	1059 100 10 10001 7246	W.A. LIBRARY SUPPLIE	3 x Wotan Cloth Binding Tape & 3 x PVC Hinge Repair Tape	73.60
	Posted	1059 100 10 10001 7246	REFACE INDUSTRIES PTY	1 x VMI Hybrid Consumables for Resurfacing DVD Machine	192.35
User Total					265.95
Litchfield, Bonny	Posted	1053 100 10 10001 7246	OFFICEWORKS 0615	Office supplies	45.77
User Total					45.77
Expense Total					311.72
Performers Fees					
Glynn, Siobhan	Posted	1059 212 10 10001 7207	PAYPAL *IN MY BLOOD	1 x License for Screening - In My Blood it Runs and postage	380.00
User Total					380.00
Expense Total					380.00



Phone Data Line

Tsen, Simon	  Posted	1046 100 QGATE CLOUD 10 10001 7208	CSC-SP-1046-100-10-10001-7208-QGATE-JULY20-\$375.00.pdf	375.00
	  Posted	1021 100 APNIC 10 10104 7208	ICT-SP-1021-100-10-10104-7208-APNIC RENEWAL2020 - 2021-\$220.00-SR#1170	220.00
	  Posted	1046 100 BOTENGINE.AI 10 10001 7208	CSC-SP-1046-100-10-10001-7208-CHATBOT.COM-BOTENGINE.AI-US\$50.00-AUG20	69.97
	  Posted	1046 100 INTNL TRANSACTION 10 10001 FEE 7208	CSC-SP-1046-100-10-10001-7208-CHATBOT.COM-BOTENGINE.AI-US\$50.00-AUG20.	1.75
User Total				666.72
Expense Total				666.72



Podiatry Fees

Litchfield, Bonny	  Posted	1053 100 OFFICEWORKS 0615 10 10001 7240	500 index cards	35.93
User Total				35.93
Expense Total				35.93

Presentations/Gifts

Arnold, Sandra	  Posted	1118 100 BLOOMEX PTY LTD 10 10001 7914	Flowers for the birth of a child - Steph Debarba	74.90
User Total				74.90
Expense Total				74.90

Promotions/Displays

Glynn, Siobhan	  Posted	1059 100 Boffins Bookshop 10 10001 7206	3 x \$50 Book Vouchers	150.00
User Total				150.00
Expense Total				150.00

Property

Molloy, Jy	<input checked="" type="checkbox"/> Posted	1101 338	BUNNINGS 454000	Paint for Council House	219.00
		10 10150 7268		carpark	
	<input checked="" type="checkbox"/> Posted	1101 191	BUNNINGS 454000	Door seals council house	9.00
		10 10021 7268		roof	
<hr/>					
User Total					228.00
<hr/>					
Expense Total					228.00

Safety and Uniform























Arnold, Sandra	<input checked="" type="checkbox"/> Posted	1116 100	SP * QUAD LOCK AU	PDA - Device support	134.87
		10 10001 7118		holder	
<hr/>					
User Total					134.87
<hr/>					
Expense Total					134.87

Stores and Materials

Litchfield, Bonny	<input checked="" type="checkbox"/> Posted	1053 100	TARGET 5151	Tea towels	60.00
		10 10001 7247			
<hr/>					
User Total					60.00
<hr/>					
Expense Total					60.00

Subscriptions

EATON, RACHEL	<input checked="" type="checkbox"/> Posted	1016 100	ASANA.COM* TRIAL	Asana project	58.76
		10 10001 7248		management trial	
	<input checked="" type="checkbox"/> Posted	1016 100	Epidemic Sound AB	Royalty free music	68.45
		10 10001 7248		subscription	
	<input checked="" type="checkbox"/> Posted	1016 100	INTNL TRANSACTION	Royalty free music	1.71
		10 10001 7248	FEE	subscription - international	
	<input checked="" type="checkbox"/> Posted	1016 100	toggl	Test month Toggl	754.30
		10 10001 7248		subscription	
	<input checked="" type="checkbox"/> Posted	1016 100	INTNL TRANSACTION	Test month time tracking	18.86
		10 10001 7248	FEE	subscription	
	<input checked="" type="checkbox"/> Posted	1016 100	STK*Shutterstock	Royalty free image	49.00
		10 10001 7248		subscription	

			User Total		951.08
Fitzpatrick, Ben	  Posted	1015 100	FAIRFAX	refund from incorrect news	-59.54
		10 10044	SUBSCRIPTIONS	subscription charge	
		7248			
	  Posted	1015 100	WANEWSDTI	thewest.com.au annual	1820.00
	10 10044		digital subs x 11		
	7248				
  Posted	1015 100	WANEWSDTI	The West and Sunday	34.96	
	10 10044		Times newspapers		
	7248				
  Posted	1015 100	WANEWSDTI	West and Sunday Times	33.23	
	10 10044		newspapers		
	7248				
			User Total		1828.65
Glynn, Siobhan	  Posted	1059 100	SKEDDA PREMIUM	Skedda Monthly Fee - 29	68.58
		10 10001		Jul - 29 Aug 20	
	7248				
  Posted	1059 212	CAMPAIGNMONITOR	Campaign Monitor - 19 Au	196.90	
	10 10001		20 - 18 Sep 20		
	7248				
			User Total		265.48
Jorgensen, Murray	  Posted	1002 100	WANEWSDTI	Refund Newspaper	-59.54
		10 10001		Subscription	
	7248				
			User Total		-59.54
Lim- Abrahams, Christine	  Posted	1017 100	MAILCHIMP	Monthly email platform	563.60
		10 10001	*MONTHLY	subscription	
	7248				
			User Total		563.60
Mayberry, Louise	  Posted	1064 100	ZOOM.US 888-799-	ZOOM subscription July	23.09
		10 10001	9666		
	7248				
			User Total		23.09
McDougall, Steven	  Posted	1076 100	FAIRFAX	Digital subscription for	15.14
		10 10001	SUBSCRIPTIONS	WAToday	
		7248			
	  Posted	1076 100	NEWS LIMITED	Digital subscription for The	36.00
	10 10001		Australian		
	7248				
			User Total		51.14

Tsen, Simon	<input checked="" type="checkbox"/> Posted	1014 100 10 10001 7248	SP * ZANSARIFONT	MKT-SP-1014-100-10- 10001-7248- SUNDAYTIME BRUSH FONT-\$10.00-SR#117455.	9.23
	<input checked="" type="checkbox"/> Posted	1014 100 10 10001 7248	INTNL TRANSACTION FEE	MKT-SP-1014-100-10- 10001-7248- SUNDAYTIME BRUSH FONT-\$10.00-SR#117455.	0.23
User Total					9.46
Expense Total					3632.96

Taxi

Jorgensen, Murray	<input checked="" type="checkbox"/> Posted	1002 100 10 10001 7913	UBER *TRIP	Uber Trip	8.90
	<input checked="" type="checkbox"/> Posted	1002 100 10 10001 7913	UBER *TRIP	Cancellation Charge for UBER	10.00
User Total					18.90
Expense Total					18.90

Testing Parking
Fees

Singh, Surindar	<input checked="" type="checkbox"/> Posted	1102 100 10 10001 6543	CITY OF PERTH PARKING-	Tap and Go Payment Test	2.02
	<input checked="" type="checkbox"/> Posted	1102 100 10 10001 6543	CITY OF PERTH PARKING-	Payment Card Reader Test	2.02
	<input checked="" type="checkbox"/> Posted	1102 100 10 10001 6543	CPP TEST PAY AND DIS	Payment Test	2.02
	<input checked="" type="checkbox"/> Posted	1102 100 10 10001 6543	CPP TEST PAY AND DIS	Payment Test	2.02
	<input checked="" type="checkbox"/> Posted	1102 100 10 10001 6543	CPP TEST PAY AND DIS	Payment Test	2.02
	<input checked="" type="checkbox"/> Posted	1102 100 10 10001 6543	CPP TEST PAY AND DIS	Payment Test	2.02
	<input checked="" type="checkbox"/> Posted	1102 100 10 10001 6543	CPP TEST PAY AND DIS	Payment Test	2.02
	<input checked="" type="checkbox"/> Posted	1102 100 10 10001 6543	CPP TEST PAY AND DIS	Payment Test	2.02
	<input checked="" type="checkbox"/> Posted	1102 100 10 10001 6543	CPP TEST PAY AND DIS	Payment Test	2.02
User Total					18.18

Expense Total **18.18**

Vehicle Registration

Wrigglesworth, Karen	  Posted	1097 191 10 10001 7221	QUEENSLAND GOVT 2	Vehicle Registration Checks	44.80
	  Posted	1097 191 10 10001 7221	QUEENSLAND GOVT 2	Vehicle Registration Checks	11.20
	  Posted	1097 191 10 10001 7221	QUEENSLAND GOVT 2	Vehicle Registration Checks	22.40

User Total **78.40**

Expense Total **78.40**

Report Total **11960.97**



Report from	01/09/2020
Report to	30/09/2020
Description	%salary%

Opening balance	Not available
Closing balance	Not available
Currency	AUD

Account name: CITY OF PERTH - MUNICIPAL

Account number: 600012320211

Date	Transaction Detail	Debit	Credit	Balance
29/09/2020	Direct Credit 000561 City of Perth CommB Salary-25/09/20	310,339.31		40,462,375.11
29/09/2020	Direct Credit 000561 City of Perth CommB Salary-25/09/20	1,232,789.48		40,777,714.42
29/09/2020	Direct Credit 000561 City of Perth CommB Salary-25/09/20	341,130.22		42,010,503.90
15/09/2020	Direct Credit 000561 City of Perth CommB Salary-11/09/20	22,013.67		22,544,337.76
15/09/2020	Direct Credit 000561 City of Perth CommB Salary-11/09/20	342,694.83		22,186,459.08
15/09/2020	Direct Credit 000561 City of Perth CommB Salary-11/09/20	1,251,684.83		22,529,153.91
02/09/2020	Direct Credit 000561 City of Perth CommB Salary-28/08/20	58,318.23		10,443,722.85
01/09/2020	Direct Credit 000561 City of Perth CommB Salary-28/08/20	340,351.99		9,258,997.01
01/09/2020	Direct Credit 000561 City of Perth CommB Salary-28/08/20	1,249,029.12		9,598,719.00
No. of transactions		9	0	
Total debits				\$5,148,351.68
Total credits				\$0.00

Transaction details contained in this report should not be relied upon for audit or reconciliation purposes. For audit and reconciliation purposes customers are advised to always use account statements issued by the Bank in accordance with the applicable account Terms and Conditions.

AP VOLUME REPORT BY DATE**Ledger**

From Period 3 to Period 3

From Date 01/09/2020

to Date 30/09/2020

Account	Description	Current Month
27100	COMMISSIONER OF STATE REVENUE	16,684,929.81
91770	THE DEPARTMENT OF FIRE & EMERGENCY	7,528,176.97
09508	DENSFORD CIVIL PTY LTD	1,536,062.68
36770	GEORGIU GROUP PTY LTD	1,427,937.57
27100	DEPUTY COMMISSIONER OF TAXATION	1,204,831.00
94510	WESTERN AUSTRALIAN TREASURY	818,439.90
05260	AUSTRALIAN SUPER	584,896.13
57840	MINDARIE REGIONAL COUNCIL	473,437.55
92195	WA LOCAL GOVT SUPER PLAN P/L	239,934.01
07268	THE BRAND AGENCY	201,958.59
04609	LIGHTSPEED COMMUNICATIONS AUSTRALIA PTY LTD T/AS LIGHTSPEED	173,927.20
94705	WESTERN POWER	162,494.00
08062	MICROSOFT PTY LTD	154,748.00
04547	GJK FACILITY SERVICES	152,872.67
02260	ALINTA SALES PTY LTD	139,334.97
02566	MENCHETTI CONSOLIDATED PTY LTD T/AS MG GROUP WA	103,064.83
09718	IMPACT TECHNOLOGIES PTY LTD	102,300.00
00295	HOWARD AND SONS PYROTECHNICS DISPLAYS PTY LTD	99,000.00
99991	SUNDRY CREDITOR EFT	96,138.89
06276	THE TRUSTEE FOR THE PROPERTY AUSTRALIA MANAGEMENT TRUST	85,364.14
05355	ELECTRICITY GENERATION AND RETAIL CORPORATION	81,071.22
11210	BLUE COLLAR PEOPLE	79,248.33
88110	TOWN OF VICTORIA PARK	76,402.86
85547	ABSOLUTE STONE	76,377.30
96425	DOWNER EDI WORKS	72,978.31
01755	INTERFLOW PTY LTD	72,859.79
07549	CARAT AUSTRALIA MEDIA SERVICES PTY LTD	70,536.59
03648	GILMOUR & JOOSTE ELECTRICAL	70,453.09
94426	WEST AUSTRALIAN LOCAL GOVERNMENT ASSOC	69,149.67
01990	THYSSENKRUPP ELEVATOR AUSTRALIA PTY LTD	65,686.33
46990	JONES LANG LASALLE (WA)PTY LTD	57,366.42
05982	32 DEGREES SOUTH GROUP PTY LTD	55,000.00
02725	ENVIROPATH PTY LTD T/ AS SPOT'S ALL SURFACE CLEANING	54,413.80
09765	ACIL ALLEN CONSULTING PTY LTD T/AS ACIL ALLEN CONSULTING	51,076.00
04528	WINDCAVE PTY LTD T/AS PAYMENT EXPRESS AUSTRALIA PTY LTD	47,016.70
51530	LIGHT APPLICATIONS	45,249.16
02256	MERCER (AUSTRALIA) PTY LTD	44,020.06

00118	LUX EVENTS PTY LTD	42,009.00
08722	SENSEI PRODUCTIVITY PTY LTD T/AS SENSEI PROJECT SOLUTIONS	41,360.00
05160	MSS SECURITY PTY LTD	40,857.78
03301	ACCESS BRICKPAVING CO	39,613.02
08949	CHEVRON AUSTRALIA DOWNSTREAM FUELS PTY LTD	39,174.74
03532	EOS ELECTRICAL	38,899.05
85030	TELSTRA	38,091.46
92880	WATER CORPORATION	37,076.52
69883	A.L BALDOCK & J BALDOCK T/AS PSYCO SANDS	35,714.86
09315	MARDIE LOUISE ROSICH T/AS MARDIE & CO	35,035.00
01094	OOH!MEDIA STREET FURNITURE PTY LTD (ADSHL)	34,742.00
08161	JLL PUBLIC SECTOR VALUATIONS PTY LTD	33,330.00
77020	SCHINDLER LIFTS PTY LTD	33,217.25
01805	RUAH COMMUNITY SERVICES	32,899.90
31490	ELLENBY TREE FARM	32,853.49
08333	HOBAN RECRUITMENT	32,328.99
09751	CHARLES ROSS JOHNSON	29,880.00
04826	ARUP	29,642.71
09009	CIRRUS NETWORKS PTY LTD T/AS CIRRUS NETWORKS-FEDERAL	28,461.11
98060	ZIPFORM PTY LTD	28,413.90
08317	BARONESS HOLDINGS PTY LTD T/AS TREE PLANTING AND WATERING	27,761.58
09806	CREATED BY CLINT PTY LTD	27,500.00
09759	SWAN GROUP WA PTY LTD T/AS SWAN GROUP WA	26,830.03
09817	THE TRUSTEE FOR THE TEMPESTT FAMILY TRUST T/AS ARTERY MEDIA	26,400.00
94199	WEST COAST TURF	26,042.61
08285	URBANSTONE	25,697.69
09127	ICT EXPRESS PTY LTD	25,564.00
08017	CLEANSWEEP (WA)PTY LTD	24,419.19
13580	BUILDING & CONSTRUCTION INDUSTRY TRAININ	24,065.89
07134	COLLEAGUES NAGELS PTY LTD	23,177.96
08253	GEOGRAFIA PTY LTD	22,000.00
05167	DEPARTMENT OF MINES INDUSTRY REGULATION AND SAFETY	21,749.76
00337	CTI5 PTY LTD	21,527.16
09748	EQUILIBRIUM INTERACTIVE PTY LTD T/AS EQUILIBRIUM INTERACTIVE	20,679.30
03586	DRAINFLOW SERVICES PTY LTD	20,562.74
08700	BATTERIES PLUS	20,233.40
08196	FOOD TECHNOLOGY SERVICES PTY LTD	19,702.69
08558	SUEZ RECYCLING & RECOVERY PTY LTD	19,460.21
20180	CLASSIC TREE SERVICES	19,293.43
07583	THE TRUSTEE FOR THE SWIFT FLOW UNIT TRUST	19,042.62
65855	PERROTT PAINTING	18,899.58
06869	A E HOSKINS & SONS	18,814.07
92718	WARP PTY LTD	18,621.14
00705	STILES ELECTRICAL SERVICES	17,471.88
09637	SAI GLOBAL AUSTRALIA PTY LTD	17,147.87
07382	FLEETCARE PTY LTD	16,756.69

09324	KNOWN ASSOCIATES INVESTMENTS PTY LTD T/AS KNOWN ASSOCIATES	16,585.84
08548	ASSEMBLY & CO PTY LTD	15,082.65
13990	BUSINESS NEWS PTY LTD	14,850.00
09373	303 MULLENLOWE AUSTRALIA PTY LTD T/AS 303 MULLENLOWE	14,796.56
06783	ICONIC PROPERTY SERVICES	14,303.74
06072	WSP AUSTRALIA PTY LTD	13,749.12
08325	ESSENTIAL FIRE SERVICES PTY LTD	12,994.12
08226	ACE SECURITY AND EVENTS SERVICES	12,831.53
05732	HERBERT SMITH FREEHILLS	12,620.69
09654	TABEC PTY LTD	12,417.63
09647	STANTEC AUSTRALIA PTY LTD	12,333.76
08568	ENVIRO INFRASTRUCTURE PTY LTD	12,095.91
08636	COMMONWEALTH BANK CORPORATE CHARGE CARD	11,960.97
09633	SITECRAFT TRUST NO 1, 2, 3 T/AS SITECRAFT	11,885.50
09052	HUNTER COMMUNICATIONS PTY LTD	11,876.70
08613	VOCUS PTY LTD	11,511.50
06142	C BAILEY & M BAILEY	11,412.50
04415	FE TECHNOLOGIES PTY LTD	11,398.08
03441	MMM (WA) PTY LTD	11,350.69
09756	BIRDHOUSE MEDIA PTY LTD	11,226.60
06778	CULTURE COUNTS(AUSTRALIA)PTY LTD	11,143.00
08852	NJH CONSULTING PTY LTD T/AS DIVERGENT TECHNOLOGIES	10,919.66
09639	ANGELO ROSSARIO VERSACE T/AS PERTH TERRAZZO & CONCRETE SOLUT	10,619.40
06948	CSE CROSSCOM PTY LTD	10,589.26
09214	CMAK TECHNOLOGIES PTY LTD T.AS CMAKTECH	10,548.65
08013	DEPARTMENT OF PLANNING, LANDS AND HERITAGE	10,486.00
08414	JOELZ PTY LTD T/AS BAX SERVICES	9,845.00
00894	BIDFOOD WA PTY LTD	9,751.04
40550	HEWLETT PACKARD AUSTRALIA PTY LTD T/AS HEWLETT PACKARD ENTER	9,712.12
09141	DIRECT MEMORY ACCESS PTY LTD	9,512.80
93096	W.C. CONVENIENCE MANAGEMENT PTY LTD	9,490.69
06393	REDFISH TECHNOLOGIES PTY LTD	9,460.00
06980	CHRISTOPHER RUBEN MAHER T/AS CHRIS MAHER ARCHITECT	9,147.60
54945	MARKETFORCE LTD	9,139.38
03478	DEPARTMENT OF TRANSPORT	9,003.90
09387	ACCROSS PTY LTD T/AS ACTON APPLECROSS	8,700.00
16799	CEDA	8,700.00
76200	FUJI XEROX BUSINESSFORCE PTY LTD	8,679.02
07974	ECLIPSE SOILS PTY LTD	8,520.05
05869	OLEOLOGY	8,376.50
05205	DATALINE VISUAL LINK PTY LTD	8,316.05
08911	LOUISE RICHARDSON T/AS LOUISE RICHARDSON AND ASSOCIATES	8,236.26
09773	ESTRIN SAUL LAWYERS PTY LTD T/AS ESTRIN SAUL LAWYERS AND	7,800.00
18525	PROSEGUR AUSTRALIA PTY LTD T/AS CHUBB SECURITY SERVICES	7,778.28
03614	JAMES BENNETT PTY LTD	7,752.50
05281	MCLEODS BARRISTERS AND SOLICITORS	7,646.57

06352	DEEP GREEN CORPORATION PTY LTD	7,644.45
08896	AUSTRALIAN PARKING AND REVENUE CONTROL PTY LTD	7,603.20
26770	LANDGATE	7,389.30
06377	WA VENUES & EVENTS PTY LTD	7,288.39
08057	WINC AUSTRALIA PTY LTD	7,122.92
08976	SIMPLYCITY PTY LTD	6,765.00
88970	TURF CARE WA PTY LTD	6,755.40
05762	AUSTRALIAN HVAC SERVICES	6,679.31
09266	HERITAGE WAY PTY LTD (DOMUS NURSERY)	6,466.93
47900	KELYN TRAINING SERVICES	6,400.00
53220	BUCHER MUNICIPAL PTY LTD	6,268.26
07200	MARK REISINGER T/AS MFR AUTOELECTRICS	6,253.44
03731	ALFRED BOCK T/AS AGB CONSULTING	6,105.00
18110	CHILD SUPPORT AGENCY	5,930.97
94822	STEFNA FAMILY TRUST T/AS WEST TIP WASTE MANAGEMENT	5,919.31
02741	ATOM SUPPLY	5,869.48
09473	INITIATIVE MEDIA AUSTRALIA PTY LTD	5,787.71
02305	MAJESTIC PLUMBING	5,710.76
05969	C TROLIO & I TROLIO T/AS RUCK ROVER GENERAL STORE	5,500.00
08630	CORPORATE GOVERNANCE RISK PTY LTD	5,500.00
09714	ESCAPE THIS PTY LTD	5,500.00
13120	BG & E PTY LTD	5,500.00
09269	RICOH AUSTRALIA PTY LTD	5,334.13
54429	MALCOLM THOMPSON PUMPS PTY LTD	5,303.39
17119	CENTRECARE CORPORATE	5,065.50
09640	MILLS OAKLEY	4,950.00
25423	DARDANUP BUTCHERING UNIT TRUST T/AS DARDANUP BUTCHERING CO	4,796.49
08516	OCTAGON LIFTS PTY LTD	4,709.49
87710	TOTAL EDEN PTY LTD	4,696.17
07356	CASE INVESTMENTS PTY LTD T/AS SOS MARINE	4,675.00
07904	NETSTAR AUSTRALIA PL T/AS PINPOINT COMMUNICATIONS PTY LTD	4,670.60
09763	THE TRUSTEE FOR PAM FAMILY TRUST T/AS PROFESSIONAL ARTS	4,653.00
09621	BIO SURFACES PTY LTD	4,582.07
09610	THE TRUSTEE FOR THE QUITO PTY LTD T/AS BENARA NURSERIES	4,562.69
01314	IRON MOUNTAIN AUSTRALIA GROUP PTY LTD	4,538.48
07173	INTEGRITY SAMPLING (WA)	4,521.00
05035	CNW PTY LTD T/AS CNW ELECTRICAL WHOLESALE & ENERGY SOLUTIONS	4,413.42
07584	ROWSON'S PLUMBING SERVICES PTY LTD	4,376.09
05085	GAVIN CHARLES BURGESS	4,224.00
06241	AUSTRALIA POST(677495)	4,136.97
00530	MCMULLEN NOLAN GROUP PTY LTD	4,131.60
09661	MODUS COMPLIANCE PTY LTD	4,070.00
08699	AIMSUN PTY LIMITED	3,960.00
19445	CITY OF STIRLING	3,873.90
06436	DORMAKABA AUSTRALIA PTY LTD	3,865.98
59845	LGRCEU	3,813.06

03364	SUNNY INDUSTRIAL BRUSHWARE	3,771.31
39620	HAYS PERSONNEL SERVICES (AUST) PTY LTD	3,757.91
07383	ELEMENT ADVISORY PTY LTD T/AS THE PLANNING GROUP WA PTY LTD	3,729.00
03942	TRUGRADE PTY LTD	3,663.00
08452	MARK KELLY T/AS WIZARD TRAINING SOLUTIONS	3,630.00
05421	BLACKWOODS ATKINS	3,609.04
04141	WAVESOUND PTY LTD	3,604.70
09154	CTA (WA) PTY LTD	3,603.60
03786	ALANA HALL	3,512.10
09410	ACCESS ICON PTY LTD T/AS CASCADA GROUP	3,387.45
09325	BIG ISSUE IN AUSTRALIA LIMITED T/AS THE BIG ISSUE	3,361.95
75061	THE ROYAL LIFE SAVING SOCIETY WA INC	3,352.90
09258	DATACOM SYSTEMS (AU) PTY LTD	3,347.66
08403	TRAVIS HAYTO PHOTOGRAPHY	3,335.75
43888	ID SUPPLIES PTY LTD	3,211.45
89545	ULTIMO CATERING & EVENTS PTY LTD	3,181.91
09497	WITH ARCHITECTURE STUDIO PTY LTD	3,168.00
64286	PARALLAX PRODUCTIONS PTY LTD	3,116.36
49461	KONE ELEVATORS PTY LTD	3,113.60
09795	GLBTI RIGHTS IN AGEING INC (GRAI)	3,000.00
01141	RETECH RUBBER	2,992.00
05442	LOCAL GOVERNMENT PROFESSIONALS AUSTRALIA WA	2,970.00
07136	AUSTRALIA POST	2,936.81
06923	OSHGROUPT PTY LTD	2,921.25
39299	HAMES SHARLEY (WA) PTY LTD	2,845.13
07809	PERTH TEMPORARY FENCING	2,772.00
81030	SPANDEX ASIA PACIFIC P/L	2,761.41
00400	ALL FLAGS SIGNS AND BANNERS	2,654.30
07366	WRC MECHANICAL WA	2,642.20
09587	STARMIXHOLDINGS PTY LTD T/AS IMAGE BOLLARDS	2,640.00
09257	J.H. FLUID TRANSFER SOLUTIONS PTY LTD T/AS PIRTEK MALAGA	2,620.41
91810	UNITED EQUIPMENT PTY LTD T/AS UNITED FORKLIFT AND ACCESS SOL	2,576.71
31497	ELLIOTTS IRRIGATION PTY LTD	2,545.40
19410	CITY OF PERTH STAFF SOCIAL CLUB	2,520.00
10950	BLADON WA P/L	2,508.00
05344	KODAK ALARIS AUSTRALIA PTY LTD	2,464.00
07770	WEST BUILD PRODUCTS PTY LTD	2,437.60
09676	OLIVIA JANE BEUKES T/AS RUSTIC, WHITE & WOOD	2,427.00
08271	WINDOW WIPERS	2,365.00
46657	JOHN TIERNEY	2,301.00
09695	THE TRUSTEE FOR CORNERSTONE LEGAL TRUST T/AS CORNERSTONE LEG	2,164.75
13790	BUNNINGS BUILDING SUPPLIES P/L	2,097.88
14611	CALTEX AUSTRALIA PETROLEUM PTY LTD	2,085.14
04330	MFP SYSTEMS PTY LTD	2,084.50
04422	IMAGE SOURCE DIGITAL SOLUTIONS	1,966.30
07368	SCOTSWOOD PTY LTD T/AS E-QUAL(ENHANCING QUALITY)	1,958.00

04251	ISUBSCRIBE PTY LTD	1,932.05
09139	DULUXGROUP(AUSTRALIA)PTY LTD T/AS DULUX AUSTRALIA	1,864.70
38381	STRATAGREEN	1,845.14
09702	PERTH MATERIALS BLOWING PTY LTD	1,815.00
36700	GHD PTY LTD	1,815.00
02242	GLOBAL AUTOCOAT PTY LTD	1,791.33
09057	TSTEE GREEN F/TRUST & TSTEE HOOD F/TRUST T/A OFFICE MILK SUP	1,774.29
04594	JAPANESE TRUCK & BUS SPARES PTY LTD	1,683.80
06037	MOW MASTER TURF EQUIPMENT	1,669.05
82140	STATEWIDE CLEANING SUPPLIES	1,666.27
75121	RSEA PTY LTD	1,662.53
06506	SURVEYTECH TRAFFIC SURVEYS PTY LTD	1,650.00
06917	MICKTRIC EVENTS	1,650.00
87853	T QUIP	1,628.35
01150	EMPIRED LIMITED	1,578.50
09337	SELECT FRESH PTY LTD	1,551.19
07751	ALLMAKES PTY LTD T/AS BRANDWORX AUSTRALIA	1,539.65
09723	CHRISTOPHER WILLIAM GRIFFITHS T/ AS VISUAL MANAGEMENT	1,534.50
01471	NESPRESSO	1,497.70
42210	HOSPITAL BENEFIT FUND OF WA	1,489.70
06560	IBC DIGITAL	1,462.46
09201	WOOD AND GRIEVE ENGINEERS LTD	1,430.85
07080	AUSTRALIAN SERVICES UNION	1,398.60
09500	GPC ASIA PACIFIC PTY LTD T/AS COVS	1,393.18
01490	INTERNATIONAL ART SERVICES	1,386.94
91827	WA HINO SALES & SERVICES	1,379.12
05671	SOIL'N SAND PTY LTD	1,368.75
09163	THE EVENT MILL PTY LTD T/ASKARTEL BAR	1,353.00
09293	THE TRUSTEE FOR KOJONUP UNIT TRUST T/AS BJ SYSTEMS	1,320.00
90225	VALVOLINE (AUSTRALIA) PTY LTD	1,288.44
06461	QUANTUM BUILDING SERVICES	1,277.34
62600	NVMS PTY LTD	1,265.00
14601	CABCHARGE AUSTRALIA PTY LTD	1,203.71
31850	FARINOSI & SONS PTY LTD	1,195.04
01015	RORIE SPARE	1,189.25
07602	EXECUTIVE RISK SOLUTIONS(AUSTRALIA)PTY LTD	1,188.00
01792	DESIGN EDGE	1,166.00
28911	THE TRUSTEE FOR ILLION AUSTRALIA UNIT TRUST T/AS MILTON GRAH	1,137.29
08905	EASY ACCESS SCAFFOLDING PTY LTD T/AS THE HOSE MECHANIC	1,126.00
54400	MAJOR MOTORS PTY LTD	1,104.87
17878	CHEMFORM	1,092.74
07854	URBAQUA LTD	1,089.00
07554	TCE SERVICES PTY LTD T/AS TRAINING COURSE EXPERTS	1,080.00
09720	BERNARD CARNEY	1,080.00
01722	ROSMECH SALES AND SERVICE PTY LTD	1,042.46
11380	BOFFINS BOOKSHOP PTY LTD	1,040.07

07336	PAULL & WARNER ACCIDENT REPAIR CENTRE PERTH PTY LTD	1,037.36
09039	GO INDUSTRIAL PTY LTD	1,023.00
04934	ADVANCE PRESS(2013)PTY LTD	1,001.00
00150	BROOK & MARSH PTY LTD	990.00
06187	ALLPEST WA	981.88
00600	AUSTREND INTERNATIONAL PTY LTD.	976.80
01556	LOCK STOCK AND FARRELL LOCKSMITH PTY LTD	969.00
09684	OHURA GROUP PTY LTD	962.50
82282	CSP GROUP PTY LTD T/AS STIHL SHOP OSBORNE PARK	950.50
05849	WEST COAST SPRING WATER PTY LTD T/AS AUSSIE NATURAL SPRING W	935.00
87590	TOOLMART AUSTRALIA PTY LTD	915.90
72960	A RICHARDS PTY LTD T/AS RICHGRO GARDEN PRODUCTS	899.80
03492	SONIC HEALTHPLUS PTY LTD	870.10
17280	CFMEU MINING & ENERGY DIVISION	864.00
01720	AIR & POWER	853.60
06960	THE TRUSTEE FOR D & H TRUST & J & T F/T T/AS TEKDIS	846.45
09440	THE TRUSTEE FOR THE CHISHOLM FAMILY TRUST T/AS BIRDS EYE MED	836.00
07238	LOCAL COMMUNITY INSURANCE SERVICES	826.33
08176	BAREFOOT MEDIA CO	825.00
01379	ADVANCED AUTOLOGIC	820.00
77015	SCARBORO TOYOTA	813.14
09567	KOMPAN PLAYSCAPE PTY LTD	781.00
05296	MASTEC AUSTRALIA PTY LTD	770.00
08540	PLANT FORCE INVESTMENTS PTY LTD T/AS PLANTRITE	758.45
94709	WESTERN RESOURCE RECOVERY PTY LTD	757.90
01982	WESTBOOKS	757.32
01465	AIBS WA CHAPTER	750.00
04219	KESTON AUSTRALIA PTY LTD	738.65
09288	THE TRUSTEE FOR TWO FEET AND A HEARTBEAT UNIT TRUST	726.00
59891	SMC CORPORATION (AUSTRALIA) PTY LTD	711.04
01057	ILLION AUSTRALIA PTY LTD T/AS TENDERLINK.COM	687.50
64060	THE TRUSTEE FOR THE PETTIT FAMILY TRUST T/AS P&M AUTOMOTIVE	686.40
09189	GPC ASIA PACIFIC PTY LTD T/AS NAPA	673.31
85320	TENNANT AUSTRALIA	662.75
08581	GRENSHED PTY LTD T/AS LIVING TURF	651.20
02029	CLEVERPATCH	635.30
77046	STS HEALTH	634.07
05730	CIVIC LEGAL	623.70
59072	M P ROGERS & ASSOCIATES PTY LTD	620.92
40430	HEALTH INSURANCE FUND OF WA	604.96
09671	PENNANT HOUSE PTY LTD T/AS PENNANT HOUSE	600.00
06454	THE TRUSTEE FOR PT TRUST T/AS PUKUNUI TECHNOLOGY	594.00
04454	MESSAGENET PTY LTD	582.14
04620	LINFOX ARMAGUARD PTY LTD T/AS ARMAGUARD	527.00
99999	SUNDRY CREDITOR	518.20
02472	ECOLO WA	500.50

09746	PEDDLE PERTH PTY LTD T/AS PEDDLE PERTH	500.00
27600	DILENA METAL SALES	497.00
03691	THE TRUSTEE FOR KANDIAH FAMILY TRUST NO 2 T/AS WATER2WATER	484.00
42218	CHANDLER MACLEOD LTD	476.70
02172	PARAMOUNT BUSINESS SUPPLIES	476.30
29450	EBSCO AUSTRALIA	476.30
08897	ANTHONY BENCH T/AS KLEEN WEST DISTRIBUTORS	474.99
08769	LENARA NOMINEES PTY LTD T/AS PERTH NEWS DELIVERY	472.10
08681	TAK SHUN DICKSON CHEUNG - TAKO PRINT SOLUTIONS	463.20
56750	METRO FILTERS	458.00
11350	BOC GASES AUSTRALIA LTD	457.62
08600	JACOBS DOUWE EGBERTS AU PTY LTD	453.60
03050	AUTO EXTRA	450.00
09779	GARDEN CITY PLANTERS PTY LTD T/AS GARDEN CITY PLASTICS	448.96
08973	EXPO SIGNAGE AND DIGITAL PTY LTD T/AS BOKAY SIGNAGE	443.63
03889	BUSINESS FOUNDATION INC	440.00
16995	CENTRAL CITY MEDICAL CENTRE	438.90
08344	LE TOBOGGAN	414.50
09305	THE GRIFFITH FAMILY TRUST T/AS SUPERSTOCK SERVICES	409.11
03212	O'BRIEN HARROP ACCESS PTY LTD	396.00
09595	CAROL MITCHELL	391.95
09762	OSBORNE AUTOS PTY LTD T/AS OSBORNE PARK RENAULT/SUZUKI AND	391.48
81990	DEPARTMENT PREMIER & CABINET - STATE LAW PUBLISHER	374.52
43391	HYDROQUIP PUMPS	374.00
09437	OFFICEASY PTY LTD T/AS OFFICE BASE	369.00
09767	MEGAN ANDERSON T/AS HANGDOG	368.00
06699	AUSTRALIAN INSTITUTE OF MANAGEMENT	363.00
05026	WHEN ADAM MET EVE	360.00
08299	PERTH CITY FARM INC	357.50
14597	HOLCIM(AUSTRALIA)PTY LTD	351.56
09782	THE TRUSTEE FOR THE YELLOWSTONE UNIT TRUST T/AS	330.00
07797	REBECCA LOUISE KRAWCZUK	325.00
00417	REFACE INDUSTRIES PTY LTD	322.72
06607	BROWNES FOODS OPERATIONS PTY LTD	312.24
09764	DANIELA DOMENIQUE RUSSO	300.00
76340	SANAX	296.56
08390	BARNETTS (WA)PTY LTD	294.25
09286	AQUAMONIX PTY LTD	273.90
09599	CATHERINE JANET BROWN	267.75
08203	MRS THERESA WALLEY	250.00
08411	MARGARET CULBONG	250.00
08429	ALBERT MCNAMARA	250.00
08431	IRENE MCNAMARA	250.00
08618	MURIEL BOWIE	250.00
08631	CENTRAL CITY HEALTH PROFESSIONALS	235.00
15710	CAPITAL APPLIANCES PTY LTD T/AS CITY RETRAVISION	225.00

07376	CV CHECK LTD	224.50
09703	DAVID YEUNG T/AS CAR CARE(WA)KEWDALE	210.00
05784	JOHN ROY PERRY T/AS THE MUCKY DUCK BUSH BAND	200.00
08048	CLARE THERESA RYAN	200.00
07889	FLURO TRAINING PTY LTD	198.00
04769	AUSTRALIAN ACADEMY OF TAI CHI (WA)	195.00
06039	JB HI-FI GROUP PTY LTD T/AS JB HI-FI COMMERCIAL	185.00
05219	LATERAL(W.A)PTY LTD	181.50
89689	UES (INT'L) PTY LTD T/AS UES INTERNATIONAL	177.10
08496	WESTERN EDGE LANDSCAPES	176.00
56251	MERCURY	175.88
00410	ABLE WESTCHEM(BORVEK PTY LTD)	166.06
03235	TRUCK CENTRE (WA) PTY LTD	165.40
07338	WESTERN METROPOLITAN REGIONAL COUNCIL	162.80
09177	THE TRUSTEE FOR THE D & J ROSE FAMILY TRUST T/A POOLEGRAVE	161.16
12140	BOYA MARKET GARDEN EQUIPMENT PTY LTD	157.88
09577	ELAN ENERGY MATRIX PTY LTD	156.34
09284	MELANIE DIWATA GRIFFITHS	150.00
06724	BULLANT SECURITY PTY LTD	146.92
49760	KWIK KOPY PRINTING	144.24
03287	CANON PRODUCTION PRINTING AUSTRALIA PTY LTD	142.93
00481	WEST COAST SHADE	132.00
06892	CHAIN APPLICATIONS PTY LTD T/AS THE RIGGING SHED	131.34
08865	DRY CLEANING EXPRESS PTY LTD T/AS DRYCLEAN & LAUNDRY EXPRESS	123.20
06587	BUNGAREE LAUNDRY SERVICES	121.00
01422	ROBERT GRIFFIN	120.00
01779	ART FROM THE HEART PRODUCTIONS PTY LTD	120.00
03619	HILARY NORMA EVERARD	120.00
09310	LINDA CONLEY	120.00
76010	ST JOHN AMBULANCE AUSTRALIA	120.00
78450	SHERIDANS FOR BADGES	112.32
09230	TRUSTEE FOR THE CHELMSFORD TRUST T/AS ST ANNE'S FLORISTS & G	111.00
09807	HEALTH SUPPORT SERVICES	105.60
07483	GAYE MARIE MCMATH	104.55
05734	KOTT GUNNING	103.84
35905	ELGAS SWAP AND GO	88.62
68056	THE PLASTIC DISPLAY PEOPLE	84.70
03208	THE TRUSTEE FOR JKL TRUST T/AS 3 MONKEYS AUDIOVISUAL PTY LTD	71.64
06099	MULTI FIX WA	66.33
07363	VIP SECURITY INDUSTRIES PTY LTD T/AS THREAT PROTECT	66.00
09601	JEAN MACKIE	65.25
85750	WATERLOGIC AUSTRALIA PTY LTD	62.70
04529	CAT WELFARE SOCIETY INC T/AS CAT HAVEN	50.00
08060	SHRED-X PTY LTD	49.50
09090	NEVERFAIL SPRINGWATER LIMITED	46.80
31912	ELEMENT14 PTY LTD	46.26

07608	ROADS CORPORATION T/AS VICROADS	42.90
09594	JOAN HUNTER	41.41
08298	OPM(2012)PTY LTD T/AS OSBORNE PARK MAZDA	19.20
	Grand Totals	35,335,365.71
	COP Payroll September 2020	5,148,351.68
	Bank Charges September 2020	95,532.08
		40,579,249.47



Account Statement Report

Oct 01, 2020

Account Name : COP MUNI TRANSAC
 Number/CCY : 016002-835673318 (AUD)
 Company : CITY OF PERTH
 Bank : ANZ Bank, Australia
 Country or Region : Australia

Opening Balance (Oct 01, 2020) : -40.80
 Closing Balance (Oct 01, 2020) : 0.00
 Opening Available Balance (Oct 01, 2020) : -40.80
 Closing Available Balance (Oct 01, 2020) : 0.00

Post Date	Value Date	Tran Type	Bank Reference	Narrative	Debit	Credit
Opening balance for Oct 01, 2020						
Oct 01, 2020	Oct 01, 2020	AFT DR		A.F.T.	86,995.63	
Oct 01, 2020	Sep 30, 2020	FEE	--	SVC FEE ACCOUNT SERVICE FEE SVC FEE FROM A/C NO 8356 73342 EFF DATE 30 SEP 20	2.35	
Oct 01, 2020	Oct 01, 2020	PAYMENT	MERCHANT FEE	PAYMENT MERCHANT FEE TO ANZ BANK	1,237.52	
Oct 01, 2020	Oct 01, 2020	PAYMENT	MERCHANT FEE	PAYMENT MERCHANT FEE TO ANZ BANK	6,495.94	
Oct 01, 2020	Oct 01, 2020	TRANSFER	CABLE LAYERS	TRANSFER CABLE LAYERS FROM Cable Layers Aus		6,717.94
Oct 01, 2020	Oct 01, 2020	PAYMENT	MERCHANT FEE	PAYMENT MERCHANT FEE TO ANZ BANK	14,363.07	
Oct 01, 2020	Oct 01, 2020	TRANSFER	2067807	TRANSFER 2067807 FROM MAIN ROADS WESTE		20,088.21
Oct 01, 2020	Oct 01, 2020	POS CR	POS1890384	ANZ-EFTPOS-VICTORIA PARK ON STRPOS1890384		2,326.33
Oct 01, 2020	Oct 01, 2020	POS CR	POS0071245	ANZ-EFTPOS-CITY OF PERTH-PARKINPOS0071245		26,615.97
Oct 01, 2020	Oct 01, 2020	POS CR	POS0843614	ANZ-EFTPOS-CITY OF PERTH-PARKINPOS0843614		51,387.76
Debit/Credit totals for Oct 01, 2020					109,094.51	109,135.31
Closing balance for Oct 01, 2020						0.00

- 22,098.88

5 Debits and 5 Credits

Debit/Credit totals for Oct 01, 2020



Account Statement Report

Sep 30, 2020

Account Name : COP MUNI TRANSAC
Number/CCY : 016002-835673318 (AUD)
Company : CITY OF PERTH
Bank : ANZ Bank, Australia
Country or Region : Australia

Opening Balance (Sep 30, 2020) : 0.00
Closing Balance (Sep 30, 2020) : -40.80
Opening Available Balance (Sep 30, 2020) : 0.00
Closing Available Balance (Sep 30, 2020) : -40.80

Post Date	Value Date	Tran Type	Bank Reference	Narrative	Debit	Credit
Opening balance for Sep 30, 2020						
Sep 30, 2020	Sep 30, 2020	AFT DR	--	A.F.T.	80,060.50	
Sep 30, 2020	Sep 30, 2020	FEE	--	SVC FEE ACCOUNT SERVICE FEE	7.80	
Sep 30, 2020	Sep 30, 2020	FEE	--	A.F.T. FEE A.F.T. SERVICE FEE	33.00	
Sep 30, 2020	Sep 30, 2020	TRANSFER	EFT6032947	TRANSFER EFT6032947 FROM ColliersVodafone		2,225.71
Sep 30, 2020	Sep 30, 2020	POS CR	POS1890384	ANZ EFTPOS VICTORIA PARK ON STRPOS1890384		2,410.95
Sep 30, 2020	Sep 30, 2020	POS CR	POS0371245	ANZ EFTPOS CITY OF PERTH PARKINPOS0371245		24,912.85
Sep 30, 2020	Sep 30, 2020	POS CR	POS0343614	ANZ EFTPOS CITY OF PERTH PARKINPOS0343614		90,510.95
Debit/Credit totals for Sep 30, 2020						
Closing balance for Sep 30, 2020					80,101.30	-40.80

Debit/Credit totals for Sep 30, 2020

3 Debits and 4 Credits

80,060.50



Report from	01/09/2020
Report to	30/09/2020
Description	%DE Reject Return Fee%

Opening balance	Not available
Closing balance	Not available
Currency	AUD

Account name: CITY OF PERTH - MUNICIPAL

Account number: 600012320211

Date	Transaction Detail	Debit	Credit	Balance
30/09/2020	(T) DE Reject Return Fee	22.50		26,905,074.99
18/09/2020	(T) DE Reject Return Fee	2.50		41,975,328.15
11/09/2020	(T) DE Reject Return Fee	5.00		21,281,634.42
04/09/2020	(T) DE Reject Return Fee	5.00		17,885,151.97
No. of transactions		4	0	
Total debits				\$35.00
Total credits				\$0.00

Transaction details contained in this report should not be relied upon for audit or reconciliation purposes. For audit and reconciliation purposes customers are advised to always use account statements issued by the Bank in accordance with the applicable account Terms and Conditions.



Report from	23/09/2020
Report to	02/10/2020
Description	%merchant fee%

Opening balance	Not available
Closing balance	Not available
Currency	AUD

Account name: CITY OF PERTH - MUNICIPAL

Account number: 600012320211

Date	Transaction Detail	Debit	Credit	Balance
02/10/2020	CBA MERCHANT FEE 5353109696618261 Value Date: 30/09/2020	2,762.60		29,410,210.39
02/10/2020	CBA MERCHANT FEE 5353109698451400 Value Date: 30/09/2020	51.88		29,412,972.99
02/10/2020	CBA MERCHANT FEE 5353109691010062 Value Date: 30/09/2020	105.87		29,270,717.64
02/10/2020	CBA MERCHANT FEE 5353109696848357 Value Date: 30/09/2020	3,117.45		29,270,823.51
02/10/2020	CBA MERCHANT FEE 5353109696596496 Value Date: 30/09/2020	0.05		29,273,940.96
02/10/2020	CBA MERCHANT FEE 5353109696836392 Value Date: 30/09/2020	808.71		29,273,941.01
02/10/2020	CBA MERCHANT FEE 5353109696872001 Value Date: 30/09/2020	2,941.44		29,274,749.72
02/10/2020	CBA MERCHANT FEE 5353109697952041 Value Date: 30/09/2020	54.16		29,277,691.16
02/10/2020	CBA MERCHANT FEE 5353109696596484 Value Date: 30/09/2020	590.99		29,277,745.32
02/10/2020	CBA MERCHANT FEE 5353109698392572 Value Date: 30/09/2020	69.28		29,278,336.31
02/10/2020	CBA MERCHANT FEE 5353109698464716 Value Date: 30/09/2020	84.24		29,278,405.59
02/10/2020	CBA MERCHANT FEE 5353109697964031 Value Date: 30/09/2020	51.24		29,278,489.83
02/10/2020	CBA MERCHANT FEE 5353109697953379 Value Date: 30/09/2020	82.86		29,278,541.07
02/10/2020	CBA MERCHANT FEE 5353109696439718 Value Date: 30/09/2020	51.63		29,278,623.93
02/10/2020	CBA MERCHANT FEE 5353109698040291 Value Date: 30/09/2020	49.50		29,278,675.56

Account name: CITY OF PERTH - MUNICIPAL

Account number: 600012320211

Date	Transaction Detail	Debit	Credit	Balance
02/10/2020	CBA MERCHANT FEE 5353109696619599 Value Date: 30/09/2020	2,251.19		29,278,725.06
02/10/2020	CBA MERCHANT FEE 5353109697268361 Value Date: 30/09/2020	783.28		29,280,976.25
02/10/2020	CBA MERCHANT FEE 5353109697288621 Value Date: 30/09/2020	1,115.32		29,281,759.53
02/10/2020	CBA MERCHANT FEE 5353109696571190 Value Date: 30/09/2020	1,060.46		29,282,874.85
02/10/2020	CBA MERCHANT FEE 5353109696755483 Value Date: 30/09/2020	145.00		29,283,935.31
02/10/2020	CBA MERCHANT FEE 5353109698440748 Value Date: 30/09/2020	79.32		29,284,080.31
02/10/2020	CBA MERCHANT FEE 5353109697966696 Value Date: 30/09/2020	72.59		29,284,159.63
02/10/2020	CBA MERCHANT FEE 5353109698451722 Value Date: 30/09/2020	50.15		29,284,232.22
02/10/2020	CBA MERCHANT FEE 5353109698076224 Value Date: 30/09/2020	57.23		29,284,282.37
02/10/2020	CBA MERCHANT FEE 5353109697977335 Value Date: 30/09/2020	50.93		29,284,339.60
02/10/2020	CBA MERCHANT FEE 5353109698077563 Value Date: 30/09/2020	51.44		29,284,390.53
02/10/2020	CBA MERCHANT FEE 5353109696380694 Value Date: 30/09/2020	2,762.62		29,284,441.97
02/10/2020	CBA MERCHANT FEE 5353109697270690 Value Date: 30/09/2020	393.52		29,287,204.59
02/10/2020	CBA MERCHANT FEE 5353109697293331 Value Date: 30/09/2020	2,816.70		29,287,598.11
02/10/2020	CBA MERCHANT FEE 5353109690281165 Value Date: 30/09/2020	49.50		29,290,414.81
02/10/2020	CBA MERCHANT FEE 5353109698417829 Value Date: 30/09/2020	28,289.06		29,290,464.31
02/10/2020	CBA MERCHANT FEE 5353109691010086 Value Date: 30/09/2020	124.10		29,318,753.37
02/10/2020	CBA MERCHANT FEE 5353109697278767 Value Date: 30/09/2020	5,080.28		29,318,877.47
02/10/2020	CBA MERCHANT FEE 5353109697294670 Value Date: 30/09/2020	4,802.16		29,323,957.75
02/10/2020	CBA MERCHANT FEE 5353109696835065 Value Date: 30/09/2020	401.34		29,328,759.91

Account name: CITY OF PERTH - MUNICIPAL

Account number: 600012320211

Date	Transaction Detail	Debit	Credit	Balance
02/10/2020	CBA MERCHANT FEE 5353109696199720 Value Date: 30/09/2020	1,035.56		29,329,161.25
02/10/2020	CBA MERCHANT FEE 5353109697965357 Value Date: 30/09/2020	51.09		29,330,196.81
02/10/2020	CBA MERCHANT FEE 5353109698066954 Value Date: 30/09/2020	79.00		29,330,247.90
02/10/2020	CBA MERCHANT FEE 5353109696263598 Value Date: 30/09/2020	89.46		29,330,326.90
02/10/2020	CBA MERCHANT FEE 5353109696209634 Value Date: 30/09/2020	2,085.59		29,330,416.36
	No. of transactions	40	0	
	Total debits			\$64,598.79
	Total credits			\$0.00

Transaction details contained in this report should not be relied upon for audit or reconciliation purposes. For audit and reconciliation purposes customers are advised to always use account statements issued by the Bank in accordance with the applicable account Terms and Conditions.



Report from	15/09/2020
Report to	15/09/2020
Description	%FEE%

Opening balance	Not available
Closing balance	Not available
Currency	AUD

Account name: CITY OF PERTH - MUNICIPAL

Account number: 600012320211

Date	Transaction Detail	Debit	Credit	Balance
15/09/2020	(T) COMMBIZ FEES TRANS FEES-0003524	94.95		24,786,099.34
15/09/2020	(T)BPAY FEE TRANS FEES-0003524	1,726.29		24,786,194.29
15/09/2020	ACC SERV FEE TRANS FEES-0003524	56.80		24,787,920.58
15/09/2020	COMMBIZ FEES TRANS FEES-0003524	37.00		24,787,977.38
No. of transactions		4	0	
Total debits				\$1,915.04
Total credits				\$0.00

Transaction details contained in this report should not be relied upon for audit or reconciliation purposes. For audit and reconciliation purposes customers are advised to always use account statements issued by the Bank in accordance with the applicable account Terms and Conditions.



Account Statement Report

Sep 30, 2020

Account Name : COP MUNI TRANSAC
Number/CCY : 016002-835673318 (AUD)
Company : CITY OF PERTH
Bank : ANZ Bank, Australia
Country or Region : Australia

Opening Balance (Sep 30, 2020) : 0.00
Closing Balance (Sep 30, 2020) : -40.80
Opening Available Balance (Sep 30, 2020) : 0.00
Closing Available Balance (Sep 30, 2020) : -40.80

Post Date	Value Date	Tran Type	Bank Reference	Narrative	Debit	Credit
Opening balance for Sep 30, 2020						0.00
30,			--			
Sep 30, 2020	Sep 30, 2020	FEE	--	SVC FEE ACCOUNT SERVICE FEE	7.80	
Sep 30, 2020	Sep 30, 2020	FEE	--	A.F.T. FEE A.F.T. SERVICE FEE	33.00	
	,					
	,					
	,					
	,					
Closing balance Bank Fees for Sep 30, 2020						40.80
Debit/Credit totals for Sep 30, 2020					40.80	40.80



Report from	01/09/2020
Report to	30/09/2020
Description	%amex%

Opening balance	Not available
Closing balance	Not available
Currency	AUD

Account name: CITY OF PERTH - MUNICIPAL

Account number: 600012320211

Date	Transaction Detail	Debit	Credit	Balance
30/09/2020	Direct Credit 403697 AMEX GR 67015.35 9798220224		67,015.35	44,982,750.31
30/09/2020	Direct Credit 403697 AMEX GR 30780.70 9790601470		30,780.70	44,915,734.96
30/09/2020	Direct Credit 403697 AMEX GR 246.87 9790539258		246.87	44,884,954.26
29/09/2020	Direct Credit 403697 AMEX GR 80139.60 9798220224		80,139.60	45,867,474.12
29/09/2020	Direct Credit 403697 AMEX GR 19512.12 9790601470		19,512.12	45,787,334.52
29/09/2020	Direct Credit 403697 AMEX GR 371.59 9790539258		371.59	45,767,822.40
28/09/2020	Direct Credit 403697 AMEX GR 2250.05 9790601470		2,250.05	41,819,540.40
28/09/2020	Direct Credit 403697 AMEX GR 980.30 9790601470		980.30	41,817,290.35
28/09/2020	Direct Credit 403697 AMEX GR 34359.50 9790601470		34,359.50	41,816,310.05
28/09/2020	Direct Credit 403697 AMEX GR 1558.31 9790539258		1,558.31	41,781,950.55
28/09/2020	Direct Credit 403697 AMEX GR 3183.30 9790539258		3,183.30	41,780,392.24
28/09/2020	Direct Credit 403697 AMEX GR 3703.08 9790539258		3,703.08	41,777,208.94
28/09/2020	Direct Credit 403697 AMEX GR 50934.90 9798220224		50,934.90	41,773,505.86
28/09/2020	Direct Credit 403697 AMEX GR 61987.40 9798220224		61,987.40	41,722,570.96
28/09/2020	Direct Credit 403697 AMEX GR118048.75 9798220224		118,048.75	41,660,583.56

Account name: CITY OF PERTH - MUNICIPAL

Account number: 600012320211

Date	Transaction Detail	Debit	Credit	Balance
28/09/2020	Direct Credit 403697 AMEX GR 120.00 9791481484		120.00	41,542,534.81
25/09/2020	Direct Debit 125877 AMEX FEE DEBIT 9798220182261SAFGE	1.34		40,685,121.54
25/09/2020	Direct Debit 125877 AMEX FEE DEBIT 9790539258261SAC03	151.92		40,685,122.88
25/09/2020	Direct Debit 125877 AMEX FEE DEBIT 9790601470261SAC13	287.04		40,685,274.80
25/09/2020	Direct Debit 125877 AMEX FEE DEBIT 9798220224261SAFGF	1,104.93		40,685,561.84
25/09/2020	Direct Debit 125877 AMEX FEE DEBIT 9791481484261SADAR	2.07		40,686,666.77
25/09/2020	Direct Credit 403697 AMEX GR 1911.75 9791481484		1,911.75	45,198,133.72
25/09/2020	Direct Credit 403697 AMEX GR 4167.95 9790601470		4,167.95	45,196,221.97
25/09/2020	Direct Credit 403697 AMEX GR 3857.82 9790539258		3,857.82	45,192,054.02
25/09/2020	Direct Credit 403697 AMEX GR 72762.35 9798220224		72,762.35	45,188,196.20
24/09/2020	Direct Credit 403697 AMEX GR 14615.95 9790601470		14,615.95	50,112,639.03
24/09/2020	Direct Credit 403697 AMEX GR 79845.80 9798220224		79,845.80	50,098,023.08
24/09/2020	Direct Credit 403697 AMEX GR 1081.00 9798220182		1,081.00	50,018,177.28
24/09/2020	Direct Credit 403697 AMEX GR 3083.41 9790539258		3,083.41	50,017,096.28
23/09/2020	Direct Credit 403697 AMEX GR 68456.65 9798220224		68,456.65	48,137,399.94
23/09/2020	Direct Credit 403697 AMEX GR 10046.80 9790601470		10,046.80	48,068,943.29
23/09/2020	Direct Credit 403697 AMEX GR 1961.25 9790539258		1,961.25	48,058,896.49
22/09/2020	Direct Credit 403697 AMEX GR 79445.95 9798220224		79,445.95	46,410,301.88
22/09/2020	Direct Credit 403697 AMEX GR 81.00 9798220182		81.00	46,330,855.93
22/09/2020	Direct Credit 403697 AMEX GR 207.35 9791481484		207.35	46,330,774.93

Account name: CITY OF PERTH - MUNICIPAL

Account number: 600012320211

Date	Transaction Detail	Debit	Credit	Balance
22/09/2020	Direct Credit 403697 AMEX GR 10544.80 9790601470		10,544.80	46,330,567.58
22/09/2020	Direct Credit 403697 AMEX GR 325.50 9790539258		325.50	46,320,022.78
21/09/2020	Direct Credit 403697 AMEX GR 9343.75 9798220224		9,343.75	42,272,642.11
21/09/2020	Direct Credit 403697 AMEX GR 1995.95 9798220224		1,995.95	42,263,298.36
21/09/2020	Direct Credit 403697 AMEX GR 10156.25 9798220224		10,156.25	42,261,302.41
21/09/2020	Direct Credit 403697 AMEX GR 135.00 9791481484		135.00	42,251,146.16
21/09/2020	Direct Credit 403697 AMEX GR 1709.00 9790601470		1,709.00	42,251,011.16
21/09/2020	Direct Credit 403697 AMEX GR 7372.75 9790601470		7,372.75	42,249,302.16
21/09/2020	Direct Credit 403697 AMEX GR 20000.00 9790601470		20,000.00	42,241,929.41
21/09/2020	Direct Credit 403697 AMEX GR 1113.29 9790539258		1,113.29	42,221,929.41
21/09/2020	Direct Credit 403697 AMEX GR 2871.36 9790539258		2,871.36	42,220,816.12
21/09/2020	Direct Credit 403697 AMEX GR 3347.43 9790539258		3,347.43	42,217,944.76
18/09/2020	Direct Debit 125877 AMEX FEE DEBIT 9791481484254SAC90	2.87		41,846,645.44
18/09/2020	Direct Debit 125877 AMEX FEE DEBIT 9798220182254SAFH1	1.34		41,846,648.31
18/09/2020	Direct Debit 125877 AMEX FEE DEBIT 9790539258254SACZ4	145.53		41,846,649.65
18/09/2020	Direct Debit 125877 AMEX FEE DEBIT 9790601470254SAC08	433.23		41,846,795.18
18/09/2020	Direct Debit 125877 AMEX FEE DEBIT 9798220224254SAFH2	1,264.42		41,847,228.41
18/09/2020	Direct Credit 403697 AMEX GR 3012.07 9790539258		3,012.07	40,515,572.33
18/09/2020	Direct Credit 403697 AMEX GR 44908.95 9798220224		44,908.95	40,512,560.26
18/09/2020	Direct Credit 403697 AMEX GR 4404.95 9790601470		4,404.95	40,467,651.31

Account name: CITY OF PERTH - MUNICIPAL

Account number: 600012320211

Date	Transaction Detail	Debit	Credit	Balance
17/09/2020	Direct Credit 403697 AMEX GR 35871.20 9798220224		35,871.20	26,981,407.04
17/09/2020	Direct Credit 403697 AMEX GR 81.00 9798220182		81.00	26,945,535.84
17/09/2020	Direct Credit 403697 AMEX GR 8468.60 9790601470		8,468.60	26,945,454.84
17/09/2020	Direct Credit 403697 AMEX GR 3613.56 9790539258		3,613.56	26,936,986.24
16/09/2020	Direct Credit 403697 AMEX GR 16550.35 9798220224		16,550.35	25,774,194.86
16/09/2020	Direct Credit 403697 AMEX GR 100.00 9791481484		100.00	25,757,644.51
16/09/2020	Direct Credit 403697 AMEX GR 4271.90 9790601470		4,271.90	25,757,544.51
16/09/2020	Direct Credit 403697 AMEX GR 2665.17 9790539258		2,665.17	25,753,272.61
15/09/2020	Direct Credit 403697 AMEX GR 22256.65 9798220224		22,256.65	23,780,547.24
15/09/2020	Direct Credit 403697 AMEX GR 81.00 9798220182		81.00	23,758,290.59
15/09/2020	Direct Credit 403697 AMEX GR 853.95 9790601470		853.95	23,758,209.59
15/09/2020	Direct Credit 403697 AMEX GR 419.70 9790539258		419.70	23,757,355.64
14/09/2020	Direct Credit 403697 AMEX GR 3612.75 9798220224		3,612.75	21,505,242.60
14/09/2020	Direct Credit 403697 AMEX GR 2895.35 9798220224		2,895.35	21,501,629.85
14/09/2020	Direct Credit 403697 AMEX GR 7835.45 9798220224		7,835.45	21,498,734.50
14/09/2020	Direct Credit 403697 AMEX GR 150.00 9791481484		150.00	21,490,899.05
14/09/2020	Direct Credit 403697 AMEX GR 501.55 9790601470		501.55	21,490,749.05
14/09/2020	Direct Credit 403697 AMEX GR 13604.80 9790601470		13,604.80	21,490,247.50
14/09/2020	Direct Credit 403697 AMEX GR 2688.25 9790601470		2,688.25	21,476,642.70
14/09/2020	Direct Credit 403697 AMEX GR 1207.86 9790539258		1,207.86	21,473,954.45

Account name: CITY OF PERTH - MUNICIPAL

Account number: 600012320211

Date	Transaction Detail	Debit	Credit	Balance
14/09/2020	Direct Credit 403697 AMEX GR 3549.23 9790539258		3,549.23	21,472,746.59
14/09/2020	Direct Credit 403697 AMEX GR 3939.94 9790539258		3,939.94	21,469,197.36
11/09/2020	Direct Debit 125877 AMEX FEE DEBIT 9798220224247SAFHO	1,177.41		21,140,482.76
11/09/2020	Direct Debit 125877 AMEX FEE DEBIT 9798220182247SAFHN	5.11		21,141,660.17
11/09/2020	Direct Debit 125877 AMEX FEE DEBIT 9790601470247SAC0Y	278.96		21,141,665.28
11/09/2020	Direct Debit 125877 AMEX FEE DEBIT 9790539258247SACZV	239.48		21,141,944.24
11/09/2020	Direct Debit 125877 AMEX FEE DEBIT 9791481484247SAC9N	0.84		21,142,183.72
11/09/2020	Direct Credit 403697 AMEX GR 29376.85 9798220224		29,376.85	19,595,542.94
11/09/2020	Direct Credit 403697 AMEX GR 1411.30 9790601470		1,411.30	19,566,166.09
11/09/2020	Direct Credit 403697 AMEX GR 3277.83 9790539258		3,277.83	19,564,754.79
10/09/2020	Direct Credit 403697 AMEX GR 23730.80 9798220224		23,730.80	23,037,366.14
10/09/2020	Direct Credit 403697 AMEX GR 80.00 9791481484		80.00	23,013,635.34
10/09/2020	Direct Credit 403697 AMEX GR 81.00 9798220182		81.00	23,013,555.34
10/09/2020	Direct Credit 403697 AMEX GR 19465.85 9790601470		19,465.85	23,013,474.34
10/09/2020	Direct Credit 403697 AMEX GR 2791.79 9790539258		2,791.79	22,994,008.49
09/09/2020	Direct Credit 403697 AMEX GR 36978.40 9798220224		36,978.40	22,068,005.21
09/09/2020	Direct Credit 403697 AMEX GR 13264.30 9790601470		13,264.30	22,031,026.81
09/09/2020	Direct Credit 403697 AMEX GR 2435.62 9790539258		2,435.62	22,017,762.51
08/09/2020	Direct Credit 403697 AMEX GR 19000.40 9798220224		19,000.40	20,372,613.20
08/09/2020	Direct Credit 403697 AMEX GR 81.00 9798220182		81.00	20,353,612.80

Account name: CITY OF PERTH - MUNICIPAL

Account number: 600012320211

Date	Transaction Detail	Debit	Credit	Balance
08/09/2020	Direct Credit 403697 AMEX GR 210.00 9791481484		210.00	20,353,531.80
08/09/2020	Direct Credit 403697 AMEX GR 606.50 9790601470		606.50	20,353,321.80
08/09/2020	Direct Credit 403697 AMEX GR 419.92 9790539258		419.92	20,352,715.30
07/09/2020	Direct Credit 403697 AMEX GR 7547.40 9798220224		7,547.40	18,138,319.89
07/09/2020	Direct Credit 403697 AMEX GR 9793.65 9798220224		9,793.65	18,130,772.49
07/09/2020	Direct Credit 403697 AMEX GR 26835.30 9798220224		26,835.30	18,120,978.84
07/09/2020	Direct Credit 403697 AMEX GR 57.00 9791481484		57.00	18,094,143.54
07/09/2020	Direct Credit 403697 AMEX GR 2737.85 9790601470		2,737.85	18,094,086.54
07/09/2020	Direct Credit 403697 AMEX GR 13513.90 9790601470		13,513.90	18,091,348.69
07/09/2020	Direct Credit 403697 AMEX GR 1005.28 9790539258		1,005.28	18,077,834.79
07/09/2020	Direct Credit 403697 AMEX GR 3753.10 9790539258		3,753.10	18,076,829.51
07/09/2020	Direct Credit 403697 AMEX GR 3950.23 9790539258		3,950.23	18,073,076.41
07/09/2020	Direct Credit 403697 AMEX GR 1514.40 9790601470		1,514.40	18,069,126.18
04/09/2020	Direct Debit 125877 AMEX FEE DEBIT 9791481484240SAC82	23.96		17,744,478.70
04/09/2020	Direct Debit 125877 AMEX FEE DEBIT 9798220224240SAFEZ	1,495.91		17,744,502.66
04/09/2020	Direct Debit 125877 AMEX FEE DEBIT 9798220182240SAFEY	0.67		17,745,998.57
04/09/2020	Direct Debit 125877 AMEX FEE DEBIT 9790539258240SACY7	140.86		17,745,999.24
04/09/2020	Direct Debit 125877 AMEX FEE DEBIT 9790601470240SACZ9	85.68		17,746,140.10
04/09/2020	Direct Credit 403697 AMEX GR 3738.39 9790539258		3,738.39	16,410,353.58
04/09/2020	Direct Credit 403697 AMEX GR 13404.20 9798220224		13,404.20	16,406,615.19

Account name: CITY OF PERTH - MUNICIPAL

Account number: 600012320211

Date	Transaction Detail	Debit	Credit	Balance
04/09/2020	Direct Credit 403697 AMEX GR 2504.55 9790601470		2,504.55	16,393,210.99
03/09/2020	Direct Credit 403697 AMEX GR 11330.60 9798220224		11,330.60	12,837,463.74
03/09/2020	Direct Credit 403697 AMEX GR 81.00 9798220182		81.00	12,826,133.14
03/09/2020	Direct Credit 403697 AMEX GR 14861.60 9790601470		14,861.60	12,826,052.14
03/09/2020	Direct Credit 403697 AMEX GR 14080.10 9790539258		14,080.10	12,811,190.54
02/09/2020	Direct Credit 403697 AMEX GR 21441.00 9798220224		21,441.00	10,502,041.08
02/09/2020	Direct Credit 403697 AMEX GR 4770.80 9790601470		4,770.80	10,480,600.08
02/09/2020	Direct Credit 403697 AMEX GR 2978.66 9790539258		2,978.66	10,475,829.28
01/09/2020	Direct Credit 403697 AMEX GR 21837.30 9798220224		21,837.30	10,845,714.50
01/09/2020	Direct Credit 403697 AMEX GR 538.11 9798220182		538.11	10,823,877.20
01/09/2020	Direct Credit 403697 AMEX GR 368.38 9790539258		368.38	10,823,339.09
No. of transactions		20	106	
Total debits				\$6,843.57
Total credits				\$1,409,030.52

Transaction details contained in this report should not be relied upon for audit or reconciliation purposes. For audit and reconciliation purposes customers are advised to always use account statements issued by the Bank in accordance with the applicable account Terms and Conditions.

Payment Details By Invoice

TRUST FUND



CITY of PERTH

From Period 3 To Period 3 From Date 1/09/2020 To Date 30/09/2020

Cheque/EFT

Number Payment Date Payee Payment Amount

--	--	--	--	--

Invoice Number Payment Details Amount Discount PPS

TOTAL PAYMENTS	0.00
----------------	------

Payment Details By Invoice

TRUST FUND



CITY of PERTH

From Period 3 To Period 3 From Date 1/09/2020 To Date 30/09/2020

Cheque/EFT

Number Payment Date Payee

Payment Amount

Summary :

Payments - Trust Fund

0.00

AP Volume Report by Date Trust Ledger

From Period 3 To Period 3 From Date 1/09/2020 To Date 30/09/2020

A/C Number *Description* *Current Month*

Grand Totals



City of **Perth**

Confidential Attachments 17.1A – 17.1E

Item 17.1 – Security Services – Facilities and
Car Parks – RFT26-20/21

Ordinary Council Meeting
24 November 2020

Distributed to elected members under
separate cover



DIVERSITY AND INCLUSION ADVISORY GROUP - TERMS OF REFERENCE

1.0 Acknowledgement

The City of Perth acknowledges the Whadjuk Nyoongar people, Traditional Owners of the lands and waters where the Perth city is today and pay our respects to Elders past and present.

2.0 Background

The City of Perth intends to develop a Diversity and Inclusion framework for consideration of Council by July 2021. To support the development of this framework, the Diversity and Inclusion Advisory Group has been established.

3.0 Mandate

The Diversity and Inclusion Advisory Group will guide the City in its growth as a diverse and inclusive organisation which represents all members of community. The Advisory Group will provide a forum for consultation, feedback and discussion on all matters of diversity and inclusion in the City of Perth.

The Advisory Group will also consider the future strategic agenda relating to diversity and inclusion and will advise and make recommendations on appropriate initiatives and activities that will help the City of Perth achieve its key diversity aims.

The Advisory Group should act as a channel to challenge the City in terms of our practice, approach and development of diversity and inclusion; where progress is limited or, in support of underrepresented or disadvantaged individuals/ groups.

The Diversity and Inclusion Advisory Group is not a committee of Council.

4.0 Guiding Principles

The Advisory Group will;

- Reflect the diversity of the equity seeking groups in the City of Perth;
- Develop a vision of inclusion for the City of Perth;
- Be committed to operating with effective, respectful and inclusive communication;
- Promote and operate through consensus decision making process;
- Foster intentional collaboration and partnerships;
- Inject intersectionality into strategies and plans to build bridges between communities; and
- Be responsive to the community's needs.

5.0 Objectives

The goals and objectives of the Diversity and Inclusion Advisory Group are as follows:

- Provide support to the City to develop actions to be outlined in the Diversity and Inclusion Plan;
- Engage with the City to inform diversity and inclusion priorities with the Diversity and Inclusion Plan;
- Guide a coherent and integrated approach to diversity and inclusion across the City;
- Analyse, identify and report on inclusion and diversity gaps, barriers, arising opportunities, and/or successes in their local context and identify productive strategies in response;
- Provide guidance for the City to design local responses to complex diversity and inclusion considerations, with the support of content experts;
- Provide input to the City on various issues and initiatives concerning diversity and inclusion in our community;
- Provide input to the City on the elimination of barriers within City programs, services and policies for the diverse population of our community;
- Foster a greater understanding and awareness of diversity and inclusion matters within the community through community partnerships;
- Facilitate opportunities to educate and celebrate the diverse social, cultural and traditional elements that make up the City of Perth; and,
- Engage community groups and leaders in the activities of the Advisory Group.

6.0 Membership Composition

Membership will be a minimum of twelve (12) and a maximum of fifteen (15) members from the community representing a broad range of under-served equity seeking groups such as, but not limited to;

- Aboriginal and/or Torres Strait Islanders peoples;
- LGBTQIA+;
- People who have recently migrated to Australia;
- People living in poverty;
- People from diverse ethnic or cultural origin;
- Seniors;
- Women;
- Youth; and
- no more than 60% of a single gender, where possible.

The Alliance Manager Community Services and Community Development Coordinator, or their delegates, will attend all meetings.

6.1 Member Qualifications

Members must be City of Perth residents and/or individuals who work for organisations that provide services to City of Perth residents.

The following qualifications will be considered for appointing members to the Diversity and Inclusion Advisory Group;

- Experience working in teams, with community groups, boards or organisations;
- Knowledge, living or lived experience with diversity and inclusion matters; and
- Commitment as a change agent in diversity and inclusion matters in the community.

Community participation is key to the success of diversity and inclusion initiatives. Additional City staff and representatives of diverse groups will be invited to attend meetings as needed to provide expertise related to a specific project or technical area.

Broader community engagement will also be undertaken in the development of the Diversity and Inclusion framework. The Advisory Group will support and guide the City in the development of the Stakeholder Engagement Plan for this engagement.

6.2 Responsibilities

The Advisory Group members are expected to;

Attend and actively participate in all Diversity and Inclusion Advisory Group meetings as required;

- Contribute time, knowledge, skill and expertise to the fulfillment of the Advisory Groups responsibilities;
- Understand their role and expectations;
- Understand and follow the mandate of the Diversity and Inclusion Advisory Group;
- Undertake work necessary to develop the Diversity and Inclusion framework;
- Develop and maintain a climate where mutual support, trust, respect, courtesy, teamwork, creativity and a sense of humour are valued;
- Maintain a high degree of professionalism;
- Respect the individual worth and dignity of other members and, always, work together to achieve a common vision for the community, utilising the diverse knowledge, expertise and talents of all members to optimal advantage;
- Challenge ideas and not people, creating a climate where it is okay to disagree;
- Communicate directly, concisely and honestly, listening without interruption, and be open-minded, allowing a variety of opinions to be heard;
- Communicate using inclusive and non-discriminatory language;
- Work effectively with staff to provide excellent service to residents and customers, recognising the professional obligations of staff as an employee of the City of Perth and not intervening in administrative practices;
- Refrain from criticising individual members of staff in a way that casts aspersions on their professional competency and credibility;
- Respect all recommendations made by the Diversity and Inclusion Advisory Group; and

- Advisory Group members are to respect any confidential information discussed or exchanged at meetings.

If, and when diversity and inclusion working sub-groups are formed, they will report systematically to the Diversity and Inclusion Working Group.

6.3 Resignation of Advisory Group Members

Members who wish to resign from the Advisory Group are to submit their resignation in writing to the Chairperson. When a vacancy within the group is confirmed, either a nomination or Expression of Interest process will be undertaken by the City of Perth as a method of appointment for new members.

A member who fails to attend three consecutive meetings will be deemed to have resigned from the Advisory Group.

6.3 City Staff

Staff have three (3) principle functions with regards to the Diversity and Inclusion Advisory Group:

- Secretariat role;
- Plan and strategy development advice; and
- supporting staff role.

Staff will prepare the agendas in consultation with the Advisory Group Chair and distribute to Advisory Group members. Staff will take minutes of all meetings for approval at the following meeting.

7.0 Operating Procedures

Role of the Chairperson ensure that:

- meeting agendas are concise and relevant to current Advisory Group considerations;
- meetings are conducted in an orderly manner and kept to the time allocated; and
- all members are given the opportunity to express their opinions and have them considered.

7.1 Quorum

Quorum shall be a simple majority of the total existing Advisory Group members, including any vacancies. In the case that quorum is not met Advisory Group members can continue the meeting, but no recommendations will be enacted until quorum is met.

7.2 Conduct of Business

- A Chair will be nominated by the Diversity and Inclusion Advisory Group at its inaugural meeting and thereafter on an annual basis. Alternatively, the Advisory Group may elect to replace a Chair arrangement with a Co-Chair arrangement. In which case, the following terms apply:
 - o The Advisory will elect two Co-Chairs on an annual basis.
 - o The Co-Chairs of the Diversity and Inclusion Committee shall together convene the meetings.

- If one designated Co-Chair is not available, then the other Co-Chair will be responsible for convening and conducting that meeting. If both Co-Chairs are unavailable then the Advisory Group members may elect an Acting Chair for that meeting.
- Decisions will be made by consensus. If consensus cannot be reached, simple majority vote by the members present shall be followed.
- The Chair or Co-Chairs shall preside over the conduct of the meeting, including the preservation of good order and decorum and deciding all questions relating to the orderly procedure of the meetings.
- Meeting agendas will be available to members a minimum of one (1) week prior to the upcoming meeting. Meeting agenda's will be posted on the City of Perth's website.
- Meeting Summary Notes shall briefly outline the substance of each of the items listed on the agenda, including actions taken and recommendations. Minutes will be approved by the Advisory Group at the next meeting.

7.3 Media and Communications

All media contact shall be made through the City of Perth Corporate Communications Team.

The actions and recommendations of the Diversity and Inclusion Advisory Group are subject to the policies and administrative practices of the City, including provisions pertaining to the use of the corporate logo(s), letterhead, website, information pamphlets, media advertisements and the like.

If a member of the Diversity and Inclusion Advisory Group wishes to communicate to Council, City staff or the public, they shall be expected to provide a disclaimer stating that "the opinions reflected by the member are their own personal comments and are not endorsed by or representative of the Diversity and Inclusion Advisory Group.