



City of **Perth**

Agenda

Ordinary Council Meeting
25 July 2023

Notice of Meeting

To the Lord Mayor and Councillors

The next Ordinary Council Meeting will be held on Tuesday, 25 July 2023 in the Council Chamber, Level 9, 27 St Georges Terrace, Perth commencing at 5:00pm.

Michelle Reynolds
Chief Executive Officer
21 July 2023

Information

This information is provided on matters which may affect members of the public. If you have any queries on procedural matters, please contact a member of the City's Governance team via governance@cityofperth.wa.gov.au.

Question Time for the Public

An opportunity is available at Council meetings for members of the public to ask a question about any issue relating to the City. This time is available only for asking questions and not for making statements. Complex questions requiring research should be submitted as early as possible to allow the City time to prepare a response.

The Presiding Person may nominate a member of staff to answer the question and may also determine that any complex question requiring research be answered in writing. No debate or discussion can take place on any question or answer.

To ask a question, please complete the Public Question Time form available on the City's website www.perth.wa.gov.au/council/council-meetings.

Disclaimer

Members of the public should note that in any discussion during a meeting regarding any item, a statement or indication of approval by any council member, committee member or officer of the City is not intended to be, and should not be taken as, notice of approval from the City. No action should be taken on any item discussed at a meeting of a Committee prior to written advice on the Committee or Council's resolution being received.

Any plans or documents contained in these minutes may be subject to copyright law provisions (*Copyright Act 1968*, as amended) and the express permission of the copyright owner(s) should be sought prior to their reproduction.

Table of Contents

1.	Declaration of Opening.....	5
2.	Acknowledgement of Country/Prayer.....	5
3.	Attendance	5
3.1	Apologies.....	5
3.2	Leave of Absence	5
3.3	Applications for Leave of Absence	5
4.	Announcements by the Lord Mayor.....	5
5.	Disclosures of Interests.....	5
6.	Public Participation	5
6.1	Public Questions.....	5
7.	Confirmation of Minutes	5
8.	Questions by Members which due Notice has been Given.....	6
8.1	Councillor Brent Fleeton	6
9.	Correspondence	6
10.	Petitions.....	6
11.	Planning and Economic Development Alliance Reports.....	7
	Nil.	
12.	Community Development Alliance Reports	8
12.1	Business Improvement Grant Program 2023/24	8
13.	Infrastructure and Operations Alliance Reports.....	21
	Nil.	
14.	Commercial Services Alliance Reports.....	21
	Nil.	
15.	Corporate Services Reports	22
15.1	Monthly Financial Statements - May 2023	22
15.2	Schedule of Accounts Paid - May 2023	79
15.3	Corporate Business Plan Quarterly Progress Report 4.....	156
16.	Chief Executive Officer Reports	175
16.1	City of Perth Inquiry Recommendations - Quarterly Progress Update - Q4 (1 April - 30 June 2023).....	175
17.	Committee Reports	181

Nil.

18. Motions of which Previous Notice has been Given 181

Nil.

19. Matters for which the meeting may be closed..... 181

Nil.

20. Urgent Business 181

21. Closure 181

1. Declaration of Opening
2. Acknowledgement of Country/Prayer
3. Attendance
 - 3.1 Apologies
 - 3.2 Leave of Absence
 - 3.3 Applications for Leave of Absence
4. Announcements by the Lord Mayor
5. Disclosures of Interests
6. Public Participation
 - 6.1 Public Questions
7. Confirmation of Minutes

Recommendation

That Council CONFIRMS the minutes of the Ordinary Council Meeting held on 27 June 2023 and Special Council Meeting held on 17 July 2023 as true and correct records.

8. Questions by Members which due Notice has been Given

8.1 Councillor Brent Fleeton

In accordance with cl. 4.7 of the City's *Standing Orders Local Law 2009* Councillor Brent Fleeton has submitted Questions for which due Notice has been Given:

Question 1	Since the RUAH James Street drop-in centre began operations after the then Minister for Planning granted approval under a management plan, how many complaints, questions or emails have been received from community members/neighbours in regards to the conduct of RUAH and/or visitors to this centre?
Question 2	What are the top three most complained about matters?
Question 3	What has the City done about these?
Question 4	If other agencies/WA Police are responsible, how have we passed on these matters?
Question 5	Has the City conducted an assessment on if it believes RUAH is adhering to the management order? If it is found now or in future the Management order is not being adhered to, what formal compliance action can be taken?

In accordance with cl. 4.7(2) of the City's *Standing Orders Local Law 2009* responses to these questions will be provided in writing to Elected Members at the Ordinary Council Meeting on 25 July 2023 and published in the Minutes for that meeting.

9. Correspondence

10. Petitions

11. Planning and Economic Development Alliance Reports

Nil.

12. Community Development Alliance Reports

12.1 Business Improvement Grant Program 2023/24

Responsible Officer	Kylie Johnson – General Manager Community Development
Voting Requirements	Simple Majority
Attachments	Attachment 12.1A – Attachment A - Summary of Business Improvement Grant applications ↓

Purpose

To provide a sponsorship recommendation to Council under the Business Improvement Grant program.

Recommendation

That Council:

- APPROVES* the following Business Improvement Grants totalling \$150,000 ex GST:

Ref	Applicant / Project	Recommendation
a.	The Spaniard for The Spaniard Alfresco Dining	\$25,000 ex GT
b.	Alibi for the Alibi Cocktail Lounge Façade	\$25,000 ex GST
c.	Sixspaces Pty Ltd for Arrival Hall Courtyard Redevelopment	\$25,000 ex GST
d.	Phat Brew Club for Phat Brew Club Coffee Shop	\$25,000 ex GST
e.	Roe Parker Junior Pty Ltd for The Standard Outdoor Dining Area	\$25,000 ex GST
f.	Mr Lee Tran for Le Vietnam and Activation of Bon Marche Arcade	\$25,000 ex GST

- DECLINES the following Business Improvement Grants totalling \$469,741 ex GST:

Ref	Applicant / Project	
g.	Hoppy Times Pty Ltd for Fallow new venue fit-out	\$25,000 ex GST
h.	The Forrest Place Syndicate for Colour KINETICS with Interact (242 Murray St/ Forrest Place) (Prime Private)	\$25,000 ex GST
i.	Centrestage Promotions Pty Ltd G Mondia L Mondia N Mondia for Lion Walk Fixed Umbrellas and Lighting Enhancement	\$25,000 ex GST
j.	Redrum Hospitality Pty Ltd for Ezra Pound Revitalisation Plan	\$20,000 ex GST
k.	Espresso & Prosecco for Outdoor Dining Laneway Alfresco	\$25,000 ex GST
l.	Joey Zaza's for Joey Zaza's Business Improvement Project	\$25,000 ex GST
m.	MIZAN DEVELOPMENT PTY LTD for Cuccini Gelato	\$15,000 ex GT
n.	MAYFLOWER PTY LTD for Anthologie Entrance	\$25,000 ex GST

o.	Roads and Highways Pty Ltd for Philips Colour KINETICS with Interact - 321 Murray Street (Prime Private)	\$25,000 ex GST
p.	Ride Like The Wind Pty Ltd for PHILIPS Colour KINETICS lighting - 352 Murray Street (Prime Private)	\$25,000 ex GST
q.	Klassic Group for Butterfly 73 facelift and new awning	\$25,000 ex GST
r.	Alltop Holdings Pty Ltd and Hollywood Pty for PHILIPS Colour KINETICS with Interact - 360 Murray Street (Prime Private)	\$25,000 ex GST
s.	307 MURRAY STREET SYNDICATE for Philips Colour KINETICS with Interact - 307 Murray Street (B1) (Prime Private)	\$25,000 ex GST
t.	Galaxy Lounge for Facade Upgrade and Building Face Lift	\$25,000 ex GST
u.	Alltop Holdings Pty Ltd and Hollywood Pty Ltd for PHILIPS Colour KINETICS with Interact - 16 Queen Street (Prime Private)	\$25,000 ex GST
v.	Across the Sea Pty Ltd for PHILIPS Colour KINETICS - 7 Queen Street (Prime Private)	\$25,000 ex GST
w.	Gami Perth Pty Ltd for New Digital LED signage make over, Leon Lights, CCTV upgrade and more	\$16,741 ex GST
x.	The Beauty Basement Pty Ltd for Fitout of Northbridge space	\$25,000 ex GST
y.	Business News for Revitalised Street front of 41 St Georges	\$25,000 ex GST
z.	Mr Phuc Nguyen for The Partisan outdoor furniture	\$18,000 ex GST

*Approval subject to a suitable sponsorship agreement being entered into by the City and the applicants on terms acceptable to the City within three months

The Lord Mayor has proposed the following Elected Member Alternate Recommendation:

Elected Member Alternate Recommendation (Absolute Majority Required)

That Council:

- APPROVES the increase in budget for the Business Improvement Grant Program from \$150,000 to \$270,000 with the transfer of budget from the Strategic City Enhancement (Lighting) Grant Program (\$100,000) and the Small Business Grant Program (\$20,000).
- APPROVES* the following Business Improvement Grants totalling \$270,000 ex GST:

Ref	Applicant / Project	Recommendation
a.	The Spaniard for The Spaniard Alfresco Dining	\$25,000 ex GT
b.	Alibi for the Alibi Cocktail Lounge Façade	\$25,000 ex GST

c.	Sixspaces Pty Ltd for Arrival Hall Courtyard Redevelopment	\$25,000 ex GST
d.	Phat Brew Club for Phat Brew Club Coffee Shop	\$25,000 ex GST
e.	Roe Parker Junior Pty Ltd for The Standard Outdoor Dining Area	\$25,000 ex GST
f.	Mr Lee Tran for Le Vietnam and Activation of Bon Marche Arcade	\$25,000 ex GST
g.	Hoppy Times Pty Ltd for Fallow new venue fit-out	\$25,000 ex GST
h.	The Forrest Place Syndicate for Colour KINETICS with Interact (242 Murray St/ Forrest Place) (Prime Private)	\$25,000 ex GST
i.	Centrestage Promotions Pty Ltd G Mondia L Mondia N Mondia for Lion Walk Fixed Umbrellas and Lighting Enhancement	\$25,000 ex GST
j.	Redrum Hospitality Pty Ltd for Ezra Pound Revitalisation Plan	\$20,000 ex GST
k.	Espresso & Prosecco for Outdoor Dining Laneway Alfresco	\$25,000 ex GST

3. DECLINES the following Business Improvement Grants totalling \$349,741 ex GST:

Ref	Applicant / Project	
l.	Joey Zaza's for Joey Zaza's Business Improvement Project	\$25,000 ex GST
m.	MIZAN DEVELOPMENT PTY LTD for Cuccini Gelato	\$15,000 ex GT
n.	MAYFLOWER PTY LTD for Anthologie Entrance	\$25,000 ex GST
o.	Roads and Highways Pty Ltd for Philips Colour KINETICS with Interact - 321 Murray Street (Prime Private)	\$25,000 ex GST
p.	Ride Like The Wind Pty Ltd for PHILIPS Colour KINETICS lighting - 352 Murray Street (Prime Private)	\$25,000 ex GST
q.	Klassic Group for Butterfly 73 facelift and new awning	\$25,000 ex GST
r.	Alltop Holdings Pty Ltd and Holywood Pty for PHILIPS Colour KINETICS with Interact - 360 Murray Street (Prime Private)	\$25,000 ex GST
s.	307 MURRAY STREET SYNDICATE for Philips Colour KINETICS with Interact - 307 Murray Street (B1) (Prime Private)	\$25,000 ex GST
t.	Galaxy Lounge for Facade Upgrade and Building Face Lift	\$25,000 ex GST

u.	Alltop Holdings Pty Ltd and Holywood Pty Ltd for PHILIPS Colour KINETICS with Interact - 16 Queen Street (Prime Private)	\$25,000 ex GST
v.	Across the Sea Pty Ltd for PHILIPS Colour KINETICS - 7 Queen Street (Prime Private)	\$25,000 ex GST
w.	Gami Perth Pty Ltd for New Digital LED signage make over, Leon Lights, CCTV upgrade and more	\$16,741 ex GST
x.	The Beauty Basement Pty Ltd for Fitout of Northbridge space	\$25,000 ex GST
y.	Business News for Revitalised Street front of 41 St Georges	\$25,000 ex GST
z.	Mr Phuc Nguyen for The Partisan outdoor furniture	\$18,000 ex GST

*Approval subject to a suitable sponsorship agreement being entered into by the City and the applicants on terms acceptable to the City within three months.

Background

1. The City recognises that businesses and business activity contribute to the vibrancy and energy of the city. The Business Improvement Grant aims to provide businesses with the ability to generate new ideas and turn those ideas in to profitable business ventures which is critical to drive competitive advantage and economic growth.
2. In the 2023/24 financial year, one funding round is offered for business improvement projects that can be completed before 30 June 2024. As with previous years, projects that are external facing and/or activate underutilised spaces are prioritised.
3. Matched grant funding from a minimum of \$10,000 and up to a maximum of \$25,000 is available. The City can provide funding up to 50% of the total project cost within the grant limits, with the remaining amount contributed by the applicant. Grant funding is paid upon completion of the project as a reimbursement of the approved expenditure.
4. The City received 29 applications in total with 26 progressing to assessment, one withdrawn and two deemed ineligible.
5. The applications were assessed by a three-person assessment panel, consisting of suitability qualified staff from the City's administration across the Planning and Economic Development Alliance, and Governance and Strategy. The General Manager Planning and Economic Development had oversight of the assessment process.
6. Applications were assessed against the following criteria:
 - (a) Demonstrates strong market potential through realistic planning and budgeting.
 - (b) Can be completed before 30 June 2024.
 - (c) Creates a new product or experience within the city which contributes to the overall improvement of its location; and
 - (d) The project or initiative contributes to the success and growth of existing or new businesses with identified key sectors, including but not limited to retail, food and beverage, and tourism.

Discussion

7. The Business Improvement Grant round was highly competitive, due to the quality and quantity of the applications in relation to the available budget.
8. The recommendations are carefully considered with the view of maintaining the integrity of the proposals. The City regularly receives more funding applications than the available budget can accommodate. Therefore, successful applications are those that best satisfy the assessment criteria.
9. Each assessment criterium has clear descriptions and a rating scale which guides the assessors when considering an appropriate score. The scores from panel members for each assessment criteria are averaged and ranked from highest to lowest.
10. The panel has recommended the total funding requests of the highest scoring applications. This ensures projects are funded for success and can be fully realised based on their proposed scope and budgets, which are evidenced by supplier quotes.
11. The panel agreed not to award partial funding to applications. This could result in projects being scaled down and lesser outcomes achieved. It cannot be guaranteed that businesses would complete the projects as they were proposed if partial funding was awarded.
12. The panel noted several of the applications recommended for decline demonstrated strong merit, however decisions have been made in line with the available budget for this program.
13. It is noted that a further grant program with a budget allocation of \$100,000 will be open from 1 August 2023 focussed on support for businesses to generate new lighting projects.
14. More information can be found in Attachment 12.1A – Summary of Applications - Business Improvement Grants.

Consultation

Nil.

Decision Implications

15. It is generally not possible to support every application or the total request for each applicant, due to budget constraints, lack of alignment with the City’s strategic priorities and/or poor-quality applications. This may result in unavoidable dissatisfaction from some applicants.

Strategic, Legislative and Policy Implications

Strategy	
Strategic Pillar (Objective)	Prosperous
Related Documents (Issue Specific Strategies and Plans):	Business Improvement Grant Guidelines 2023-24 Economic Development Strategy 2022 - 2032

Legislation, Delegation of Authority and Policy	
Legislation:	Regulation 12 of the <i>Local Government (Financial Management) Regulations 1996</i> – payments from municipal fund or trust fund, restrictions on.
Authority of Council/CEO:	Council Policy 4.3 Outgoing Sponsorship and Grants directs that any sponsorship application for more than \$15,000 or from a funding round be considered by Council.
Policy:	Council Policy 4.3 Outgoing Sponsorship and Grants directs that there be a consistent and transparent assessment process and criteria to guide recommendations to Council. An eligibility check has been conducted on all applications to ensure they are compliant with the Policy and the necessary assessment process has been followed.

Financial Implications

The financial implications of the recommendations are accommodated within the proposed budget for the 2023/24 financial year.

Account Number	1066-100-50-10091-7901	Operating
Account Description	Business Improvement Grants	
Total Budget	\$150,000	
Total Allocated to Date	\$0	
Budget – This report	\$150,000	
Remaining Budget	\$0	
Budget Impact	Accommodated within proposed 2023/24 budget	

Further Information

16. Questions and Responses forming part of the Agenda Briefing Session on 18 July 2023 are as follows:

	Question	Response
1.	I notice some of the proposed "declined" applications have lighting content. Have these proponents been advised about the August 23 grants for lighting projects?	<p>The City met with Prime Private, the representative for the following applications on 30 March:</p> <ul style="list-style-type: none"> • The Forrest Place Syndicate for Colour KINETICS with Interact • Roads and Highways Pty Ltd for Philips Colour KINETICS with Interact - Hugo Boss • Ride Like The Wind Pty Ltd for PHILIPS Colour KINETICS lighting - Jimm Kidds 352 Murray • ALLTOP HOLDINGS PTY LTD & HOLYWOOD PTY LTD for PHILIPS Colour KINETICS with Interact • 307 MURRAY STREET SYNDICATE for Philips Colour KINETICS with Interact - 307 Murray (B1) • ALLTOP HOLDINGS PTY LTD & HOLYWOOD PTY LTD for PHILIPS Colour KINETICS with Interact - 16 QUEEN • Across the Sea Pty Ltd for PHILIPS Colour KINETICS – 7 Queen St (UVPURE) <p>Prime Private was advised a lighting grant was planned for later in the year.</p> <p>It has now been confirmed the City Business Lighting Grants will open 1 August 2023, and applicants in this program will be provided the guidelines and application information following the outcome of this report at the July OCM.</p>

	Question	Response
2.	<p>Page 13, 14 & 15 Why were the aesthetic lighting upgrade proposals denied? i.e. Colour Kinetics</p>	<p>All applications were assessed against the criteria. Whilst the panel agreed the lighting projects would contribute to their precincts and be impactful, the information submitted was general in nature and did not clearly demonstrate the unique benefit and case for each property. In a highly competitive round, applications that were able to articulate direct benefit to City businesses were prioritised.</p>
3.	<p>Page 12, Are these all first time recipients of grant funding from the City? Ie have they been given money through this, or other grant programs before?</p>	<p>Of the applicants recommended for support:</p> <ul style="list-style-type: none"> • Sixpaces Pty Ltd (Arrival Hall) received a \$5,000 Business Improvement Grant in 2017/18; and • Phat Bew Club Pty Ltd received a \$15,000 Safer Spaces Grant in 2021/22. <p>Of the applicants recommended for decline Redrum Hospitality Pty Ltd, Espresso & Prosecco, Gami Perth, and Business News have previously received City funding.</p>
4.	<p>I'm wondering if there is not some opportunity to realign these sponsorship 'buckets' relating to grants?</p>	<p>Realignment of grants and sponsorship budgets can occur through Council amendment by Absolute Majority decision.</p> <p>Two grant programs that have not yet been released, which have a synergy with the Business Improvement Grant Program are:</p> <p>Strategic City Enhancement (Lighting) - Grant Program - \$100,000 Small Business Grant Program - \$50,000</p> <p>An EMES to review the alignment of all sponsorship and grant programs will be scheduled in 2023.</p>

Summary of Applications – Business Improvement Grants FY 2023/24

1. The table below provides a summary of FY 2023/24 applicants recommended for APPROVAL:

Ref	Applicant / Project	Entity Name	Industry	Project description	Assessment Score	Total Amount Requested	Total Amount Recommended
a	The Spaniard for The Spaniard Alfresco Dining	THE TRUSTEE FOR THE VERGONE FAMILY TRUST	Food and Beverage	Alfresco Dining as part of business relocation, including facade, outdoor furniture, signage and security measures at the unoccupied site at 158 James Street, Northbridge	85.83%	\$25,000.00	\$25,000
b	Alibi for Alibi cocktail lounge	THE ALIBI LOUNGE PTY LTD	Food and Beverage -	Facade improvements as part of a major refurbishment and revival of the unoccupied site at 149 James Street, Northbridge	85.00%	\$25,000.00	\$25,000
c	Sixpaces Pty Ltd for Arrival Hall Courtyard Redevelopment	SIXPACES PTY. LTD.	Retail	Redevelopment of the front courtyard to improve visible amenity and connection with building interior at 162 Aberdeen Street, Northbridge	81.67%	\$25,000.00	\$25,000
d	Phat Brew Club for Phat Brew Club Coffee Shop	PHAT BREW CLUB PTY LTD.	Food and Beverage	A new hole in the wall style coffee shop to service the activity centre that surrounds the Citywest Train station at 102 Railway Street, Perth	77.50%	\$25,000.00	\$25,000
e	Roe Parker Junior Pty Ltd for Outdoor Dining Area	ROE PARKER JUNIOR PTY LTD	Food and Beverage	A new outdoor dining area at the front of The Standard to compliment and leverage the Roe Street Enhancement at 28 Roe Street, Northbridge	76.67%	\$25,000.00	\$25,000
f	Mr Lee Tran for Activation of Bon Marche Arcade	THE TRUSTEE FOR LUCKY BUDDHA FAMILY TRUST	Food and Beverage	Expansion of Le Vietnam business footprint within the Bon Marche Arcade and creation of an area for customers to redeem special offers at 80 Barrack Street, Perth	76.67%	\$25,000.00	\$25,000

2. The table below provides a summary of FY 2023/24 applicants recommended for DECLINE:

Ref	Applicant / Project	Entity Name	Industry Type	Project description	Assessment Score	Total Amount Requested	Total Amount Recommended
g	Hoppy Times Pty Ltd for Fallow new venue fit-out	HOPPY TIMES PTY LTD	Food and Beverage	Major development and fit-out of a two-storey heritage building for a new hospitality business, Fallow at 314 William Street, Perth	75.83%	\$25,000.00	\$0
h	The Forrest Place Syndicate for Colour KINETICS with Interact	IAN SCHWARTZ FAMILY HOLDINGS TRUST & THE DAVID SCHWARTZ FAMILY HOLDINGS TRUST & THE SPORTS CAFE AUSTRALIA PTY LTD & THE TRUSTEE FOR C & A SOMAS INVESTMENT TRUST	Commercial Property	Installation of major artistic/feature lighting with technology able to program designs, join multiple assets together and interact with visitors at 242 Murray Street, Perth	75.00%	\$25,000.00	\$0
i	Centrestage Promotions Pty Ltd G Mondia L Mondia N Mondia for Lion Walk Fixed Umbrellas and Lighting Enhancement	CENTRESTAGE PROMOTIONS PTY LTD & G MONDIA & L MONDIA & N MONDIA	Food and Beverage	Installation of five branded, architectural umbrellas between Aberdeen Street and Newcastle Street, and installation of energy efficiency lights along the length of the walk at 70 Aberdeen St, Northbridge	71.67%	\$25,000.00	\$0
j	Redrum Hospitality Pty Ltd for Ezra Pound Revitalisation Plan	REDRUM HOSPITALITY PTY LTD	Food and Beverage	Upgrades to run-down interior furniture, outdoor tables, and toilets to modernise the venue's facilities at Shops 14 - 17, 189 William Street, Northbridge	71.67%	\$20,000.00	\$0

k	Espresso & Prosecco for Outdoor Dining Laneway Alfresco	ESPRESSO & PROSECCO PTY LTD	Food and Beverage	Development of a 'beer garden' style alfresco at the rear of the building including landscaping, installation of planters, and furniture at 655 Hay Street, Perth	70.00%	\$25,000.00	\$0
l	Joey Zaza's for Joey Zaza's Business Improvement Project	THE TRUSTEE FOR JMZM FAMILY TRUST	Food and Beverage	Extending the current space within the building and development of an outdoor alfresco area at 45 St Georges Terrace, Perth	66.67%	\$25,000.00	\$0
m	MIZAN DEVELOPMENT PTY LTD for Cuccini Gelato	MIZAN DEVELOPMENT PTY LTD	Food and Beverage	Creation of an operable window to facilitate food delivery pickup, signage lighting and purchase of outdoor furniture at 276 William Street, Perth	65.00%	\$15,000.00	\$0
n	MAYFLOWER PTY LTD trading as Anthologie for Anthologie Entrance	MAYFLOWER PTY LTD	Innovation	Creating a public entrance and street access for clients at a restored warehouse building to support the delivery of events and business programs at 8 Brown Street, East Perth	64.17%	\$25,000.00	\$0
o	Roads and Highways Pty Ltd for Philips Colour KINETICS with Interact - Hugo Boss	ROADS AND HIGHWAYS PTY LTD	Commercial Property	Installation of major artistic/feature lighting with technology able to program designs, join multiple assets together and interact with visitors at 321 Murray Street, Perth	64.17%	\$25,000.00	\$0
p	Ride Like The Wind Pty Ltd for PHILIPS Colour KINETICS lighting - Jimm Kidds 352 Murray	RIDE LIKE THE WIND PTY LTD	Commercial Property	Installation of major artistic/feature lighting with technology able to program designs, join multiple assets together and interact with visitors at 352 Murray Street, Perth	63.33%	\$25,000.00	\$0
q	Klassic group (Trading as Butterfly73) for 73 Francis Street, facelift and new awning	KLASSIC GROUP PTY LTD	Food and Beverage	Construction of a new awning the full length of the building to protect customers during wet weather conditions, and general repair and façade improvements at 73 Francis St, Northbridge	61.67%	\$25,000.00	\$0

r	ALLTOP HOLDINGS PTY LTD & HOLYWOOD PTY LTD for PHILIPS Colour KINETICS with Interact	ALLTOP HOLDINGS PTY LTD & HOLYWOOD PTY LTD	Commercial Property	Installation of major artistic/feature lighting with technology able to program designs, join multiple assets together and interact with visitors at 360 Murray Street, Perth	61.67%	\$25,000.00	\$0
s	307 MURRAY STREET SYNDICATE for Philips Colour KINETICS with Interact - 307 Murray (B1)	CENTURIA WA (307 MURRAY STREET) PTY LTD	Commercial Property	Installation of major artistic/feature lighting with technology able to program designs, join multiple assets together and interact with visitors at 307 Murray Street, Perth	59.17%	\$25,000.00	\$0
t	Galaxy Lounge for Galaxy Lounge Facade Upgrade and Building Face Lift	JB CORPORATE (WA) PTY LTD	Food and Beverage	Facade upgrades to refresh tired building including painting and lining the building with LED lights and laser cut screen and installation of a large light-up sign with the business logo at 65 Francis Street, Northbridge	57.50%	\$25,000.00	\$0
u	ALLTOP HOLDINGS PTY LTD & HOLYWOOD PTY LTD for PHILIPS Colour KINETICS with Interact - 16 QUEEN	ALLTOP HOLDINGS PTY LTD ¼ SHARE & HOLYWOOD PTY LTD 1/4 SHARE & EVANGELOS LITIS NOMINEES PTY LTD 2/4	Commercial Property	Installation of major artistic/feature lighting with technology able to program designs, join multiple assets together and interact with visitors at 16 Queen Street, Perth	56.67%	\$25,000.00	\$0
v	Across the Sea Pty Ltd for PHILIPS Colour KINETICS - 7 Queen St (UVPURE)	ACROSS THE SEA PTY LTD	Commercial Property	Installation of major artistic/feature lighting with technology able to program designs, join multiple assets together and interact with visitors at 7 Queen Street, Perth	56.67%	\$25,000.00	\$0
w	Gami Perth Pty Ltd for New Digital LED signage, Neon	GAMI PERTH PTY LTD	Food and Beverage	Digital signage upgrade, installation of lighting and CCTV upgrade at Shop3B Shafto Lane, Perth	55.00%	\$16,741.00	\$0

	Lights, CCTV upgrade and more						
x	The Beauty Basement Pty Ltd for Fitout of Northbridge space	THE BEAUTY BASEMENT PTY LTD	Hair and beauty	Fit-out of training and working space for beauty industry professionals at 62/89 Aberdeen Street, Northbridge	51.67%	\$25,000.00	\$0
y	Business News for Revitalised street front of 41 St Georges	BUSINESS NEWS PTY LTD	Media	Digital signage to display news headlines and create point of relevance within the central business district at 41 St Georges Terrace, Perth	49.17%	\$25,000.00	\$0
z	Mr PHUC NGUYEN for Outdoor furniture	THIEN PHUC THANH INTERNATIONAL PTY LTD	Food and Beverage	Upgrading outdoor furniture at The Partisan at 60 Royal Street, East Perth	48.33%	\$18,000.00	\$0

13. Infrastructure and Operations Alliance Reports

Nil.

14. Commercial Services Alliance Reports

Nil.

15. Corporate Services Reports

15.1 Monthly Financial Statements - May 2023

Responsible Officer	Michael Kent – Chief Financial Officer
Voting Requirements	Simple Majority
Attachments	Attachment 15.1A – Financial Activity Statement and Notes to the FAS P11 ↓ Attachment 15.1B – Net Current Position P11 ↓ Attachment 15.1C – Alliance Operating Variances P11 ↓ Attachment 15.1D – Capital Variances P11 ↓ Attachment 15.1E – Investment Register P11 ↓ Attachment 15.1F – Rates Debtors Monthly Report P11 ↓

Purpose

This suite of reports provides Council with timely, meaningful financial insights regarding the City's operating activities, financial performance and financial position.

Recommendation

That Council:

1. RECEIVES the following financial reports for the period ended 31 May 2023:
 - a) Financial Activity Statement (FAS) and Notes to the FAS - Attachment 15.1A.
 - b) Net Current Position - Attachment 15.1B.
 - c) Operating Variances by Alliance & Service Unit - Attachment 15.1C.
 - d) Capital Projects Variances - Attachment 15.1D.
 - e) Investment Report - Attachment 15.1E.
 - f) Rates Monthly Debtors Report - Attachment 15.1F.

Background

1. Presentation of a monthly financial report to Council is both a statutory obligation and good financial management practice that:
 - a. Demonstrates the City's commitment to managing its operations in a financially responsible and sustainable manner.
 - b. Provides timely identification of variances from budget expectations for revenues and expenditures and identification of emerging opportunities or changes in economic conditions.
 - c. Ensures proper accountability to the community for the use of financial resources.
2. Preparation of a monthly Financial Activity Statement (FAS) is the minimal statutory requirement of the *Local Government Act 1995* and regulation 34 of the *Local Government (Financial Management) Regulations 1996*. It is also a responsible financial management practice to allow Council to effectively execute their financial management responsibilities.
3. Financial information that is required to be reported directly to Council monthly includes:
 - a. Operational financial performance against budget expectations.
 - b. Explanations for identified variances from expectations.
 - c. Financial position of the City at each given month end.
4. This statutory financial information is supported by additional information including investments performance and reports on rates and general debtors.

Understanding the Financials

5. When reading the financial information provided in this report, 'variances' (deviations from budget expectations) are classified as being either:
 - a. Favourable variance.
 - b. Unfavourable variance.
 - c. Timing variance.
6. A timing variance relates to a budgeted revenue or expense that has not occurred at the time it was expected, but which is still expected to occur within the budget year. That is, the financial transaction will still occur - but just in a different month. There should be no impact on the projected budget surplus by year end.
7. A realised favourable or unfavourable variance is different to a timing variance. It represents a genuine difference between the actual and budgeted revenue or expenditure item.
8. A realised favourable year to date variance on a revenue item is a positive outcome for the City as it increases the projected budget surplus. An unfavourable variance on a revenue item has the opposite effect, resulting a decrease to the projected budget surplus.
9. A realised favourable variance on an expenditure item may have either of two causes - one being a saving because the outcome was achieved for a lesser cost, which has the effect of increasing the projected budget surplus. The other cause may be that the proposed expenditure may not have been undertaken and is not expected to be incurred in that financial year. Whilst this may seem positive from the financial position perspective, it may not be a positive outcome for the community if the service or project is not delivered.

10. A realised unfavourable year to date variance on an expenditure item, (over-expenditure) results in a decrease to the projected budget surplus.
11. The Schedule of Variances (Attachment 15.1A) provides commentary on whether the nature of the variance is savings related, timing related or otherwise.
12. If a realised favourable or unfavourable variance is material in value (of significant size), it will be amended through a formal budget review process.

Discussion

13. The FAS by Nature & Type - Attachment 15.1A presents a whole of organisation perspective on the attainment of revenue and expenditure targets overall - classified by nature and type.
14. The headline data from the FAS is shown in Table 1 below.

Table 1:

Item Details	YTD Budget	YTD Actual	Variance	F/ U
Operating Revenue - Excluding Rates	\$ 95.072 M	\$ 99.699 M	\$ 4.627 M	F
Rates Revenue	\$ 100.933 M	\$ 100.882 M	\$ 0.005M	U
Operating Expenditure	\$ 178.918 M	\$ 183.259 M	\$ 4.341 M	U
Non-Operating Revenue	\$ 1.389 M	\$ 6.013 M	\$ 4.623 M	F
Capital - Infrastructure	\$ 30.960 M	\$ 30.549 M	\$ 0.411 M	F
Property, Plant & Equipment	\$ 10.683 M	\$ 8.901 M	\$ 1.782 M	F

15. Material operating revenue and expenditure variances from Attachment 15.1A are detailed (with explanatory comments) in the Notes to the FAS (also contained within Attachment 15.1A).
16. Comments on the material variances between budget and actual capital expenditures are presented in Attachment 15.1D - Capital Projects Schedule which lists all approved, budgeted capital projects for 2022/23.
17. Each line item listed in the FAS by Nature & Type Attachment 15.1A can be cross referenced (using the Note reference) back to the relevant note.
18. Attachment 15.1C provides an alternative view showing how the organisation is tracking against budget by Alliance - and then disaggregating those figures by Service. This reporting view includes all internal charges and internal recoveries so the full service-cost can be understood.
19. Examining the FAS (Attachment 15.1A) in more detail; the aggregation of operating revenues and operating expenses reflects a year-to-date Net Cash Deficit from Operations of (\$41.93M) compared to a year-to-date budgeted Deficit of (\$47.46M). This is a favourable variance of \$5.53M at the end of the month.
20. Investing activities reflect a result of (\$33.43M) compared to a year-to-date budget of (\$40.25M). This is a favourable variance of \$6.82M. This is largely related to a favourable timing difference on non-operating grants, initial recognition of contributed drainage assets and timing variances in relation to the capital program.

21. Construction of infrastructure to month end is at 98% of year-to-date budget expectations at \$30.55M, against \$30.96M budget as noted at paragraph 14. Attachment 15.1D provides comments on specific variances for capital projects.
22. Acquisition of non-infrastructure to month end is \$8.90M and is 85% of the year-to-date budget. Readers are directed to Attachment 15.1D for comments on specific variances.
23. Adjusting for opening funds (Net Current Position), generates the Budget Deficiency before Rates. This then indicates the Amount Required to be Raised from Rates. The difference between the Rates amount, and the Deficiency before Rates, is the Closing Position.
24. The FAS for the period to 31 May shows that a rate yield of \$100.9M has been levied compared to the revised budget after adjusting for interim rates for a newly-rated buildings. The rates levied figure will be reduced to reflect the impact of the anticipated final Heritage Concessions as they are processed.
25. The disclosed year to date FAS Closing Position of \$34.73M compares favourably to the year-to-date budgeted closing position of \$22.72M - a 52% variance reflecting the combined impact of the favourable variances noted in this report for revenues, expenses and financing activity. This is expected to reverse significantly as year-end invoices are incorporated in the financial accounts.
26. The Net Current Position Report (Attachment 15.1B) indicates a year-to-date adjusted Net Current Position value of \$37.30M versus the budget of \$26.06M. This is primarily attributable to better than anticipated revenue performance and slower than anticipated cash outflows.
27. Headline data from this month's Net Current Position report is shown in Table 2 below. Comparative figures are provided for 2022 as well as the 30 June 2023 budgeted year-end figures.

Table 2:

Item Details	June 2023 Annual Budget	May 2022 YTD Actual	May 2023 YTD Actual
Current Assets	\$ 185.984 M	\$ 196.810 M	\$ 215.763 M
Current Liabilities	(\$ 36.399 M)	(\$ 36.176 M)	(\$ 35.984 M)
Unadjusted Net Assets	\$ 149.584 M	\$ 160.634 M	\$ 179.779 M
Less Restricted Items	(\$ 140.852 M)	(\$ 129.200 M)	(\$ 142.475 M)
Adjusted Net Current Position	\$ 8.731 M	\$ 31.432 M	\$ 37.303 M

28. The comparative numbers from the Net Current Position report for May 2022 and May 2023 reflect the impact of a higher value of reserve funds and delayed cash outflows for creditors in 2023.
29. As noted above, there is currently a higher value of reserve funds (restricted assets) in 2023 than in 2022, and this difference will remain until drawn down to make the capital contributions for the WACA Aquatic Facility and Perth Concert Hall when required.
30. Attachment 15.1E - Investment Report for April 2023 presents detail of the City's cash investment portfolio in terms of performance, percentage exposure of total portfolio by credit risk, counterparty exposure and maturity profile.
31. The report indicates the City has adequate cash flow to meet its financial obligations as and when they will fall due; and it has achieved compliance with the various Investment Policy limits.

32. It also shows the impact of the recent uplift in investment rates and performance is now well ahead of the upward revision to the interest revenue budget at the October OCM. Future projections in the Long Term Financial Plan have also been revised upwards based on current investment performance.
33. Attachment 15.1F - Rates Debtors provides a monthly update and analysis of rates collections by differential property rating category and overall. The 2022/23 rates notices were issued on 28 July. At month end, (after the due date for the fourth and final instalment) collections represented 98% of the collectible amount.

Consultation

Nil.

Decision Implications

34. Council's acknowledgement of receiving the Financial Activity Statement and supporting documents will meet its statutory obligation in respect of overseeing the City's financial resources.

Strategic, Legislative and Policy Implications

Strategy	
Strategic Pillar (Objective)	Prosperous
Related Documents (Issue Specific Strategies and Plans):	Nil.

Legislation, Delegation of Authority and Policy	
Legislation:	<p>Section 6.4(1) and (2) of the Local Government Act 1995 Regulation 34(1) of the Local Government (Financial Management) Regulations 1996</p> <p>This section of the Act and the related regulation prescribe the requirement to prepare and present to Council (monthly), FAS.</p> <p>That FAS should contain:</p> <ul style="list-style-type: none"> • Annual Budget estimates, and approved revisions to these for comparison purposes. • Actual amounts of income and expenditure to the end of the month of the FAS. • Material variances between the comparable amounts and commentary on reasons for these variances. • Net current assets at the end of the month. • An explanation of the composition of the net current assets at the end of the month to which the FAS relates. <p>Any other information which the local government deems relevant.</p>
Authority of Council/CEO:	The above legislation prescribes that this report be presented to Council on a monthly basis.
Policy:	CP 2.1 Management of Investments.

Financial Implications

35. There are no direct financial implications of receiving this report as it reflects a historical accounting of financial transactions. When material variances are noted, appropriate remedial action will be initiated by the administration in a timely and prudent manner.

Further Information

36. Employee related costs are disclosed at the end of May as being 1.0% (or \$717K) over year to date budget - compared to 5.7% (or \$1.0M) below at the end of September. This is because the earlier apparent favourable variance was due largely to the timing of registering the outside workers EBA agreement and the resultant lag in paying both the back pay and the increment, the timing of the additional 0.25% increase from 2.75% to 3.0% for the staff covered by the inside workers EBA and the final employee entitlement payouts to the childcare centre staff.
37. With all those factors incorporated into the management accounts, and the reclassification of costs relating to agency (temporary) staff as employee costs rather than materials and contacts, employee related costs across the organisation are now largely in line with budget expectations.



City of Perth Financial Activity Statement - Nature and Type

May - 2023

Attachment A

Detail	Note	Revised Annual Budget	YTD Budget	YTD Actual	YTD Budget Variance \$	YTD Budget Variance %	Budget Impact
Revenue from Operating Activities							
Operating Grants	1	2,063,747	2,008,914	1,974,066	(34,848)	(1.7%)	✘
Contributions and Donations	2	1,382,343	1,348,814	1,397,123	48,309	3.6%	✔
Fees and Charges - Waste	3	10,015,264	9,935,942	9,840,777	(95,166)	(1.0%)	✘
Fees and Charges - Other	4	3,237,889	3,047,671	3,841,018	793,347	26.0%	✔
Rental and Hire Revenue	5	4,221,729	3,891,833	4,101,873	210,040	5.4%	✔
Parking Fees	6	66,748,050	61,226,858	62,385,576	1,158,718	1.9%	✔
Fines and Costs	7	6,819,363	6,326,621	6,773,235	446,614	7.1%	✔
Interest Earned	8	5,852,502	5,785,080	6,996,032	1,210,952	20.9%	✔
Profit on Disposal of Assets*	9	384,293	11,472	178,499	167,027	1456.0%	✔
Distribution from Investments*	10	325,000	325,000	691,480	366,480	112.8%	✔
Other Revenue	11	1,225,714	1,147,423	1,421,996	274,573	23.9%	✔
Recoverable works	39	16,947	16,947	98,125	81,178	479.0%	✔
Subtotal		102,292,840	95,072,575	99,699,799	4,627,225	4.9%	✔
Expenses							
Employee Costs	12	(78,863,667)	(72,078,217)	(72,795,701)	(717,484)	(1.0%)	✘
Advertising	13	(1,229,594)	(1,173,886)	(1,306,478)	(132,592)	(11.3%)	✘
Contractors and Consultants	14	(31,115,496)	(26,880,560)	(25,377,826)	1,502,734	5.6%	✔
Insurance	15	(1,395,434)	(1,279,916)	(1,299,144)	(19,228)	(1.5%)	✘
Waste Tipping Charges	16	(2,967,769)	(2,702,868)	(2,538,803)	164,065	6.1%	✔
Other Charges	17	(4,348,812)	(3,932,749)	(3,823,832)	108,917	2.8%	✔
Materials	18	(3,322,763)	(3,031,745)	(2,798,472)	233,272	7.7%	✔
IT Support and Maintenance	19	(5,150,574)	(4,582,352)	(4,138,865)	443,487	9.7%	✔
Plant and Fleet Costs	20	(688,093)	(627,791)	(771,484)	(143,693)	(22.9%)	✘
Utilities	21	(3,486,001)	(3,216,278)	(3,396,505)	(180,227)	(5.6%)	✘
Depreciation*	22	(37,493,726)	(34,538,374)	(35,498,900)	(960,526)	(2.8%)	✘
Interest Expenses	23	(118,376)	(108,867)	(109,131)	(264)	(0.2%)	✘
Loss on Asset Disposal*	24	(1,996,630)	(1,856,544)	(6,414,957)	(4,558,413)	(245.5%)	✘
Change in valuation of Disposal*	25	0	0	0	0	0.0%	!
Work in Progress not Capitalised*	26	0	0	(333,668)	(333,668)	0.0%	!
Parking Bay Levy	27	(16,594,425)	(15,115,736)	(14,642,644)	473,092	3.1%	✔
Other Expenses	28	(13,070,888)	(7,792,573)	(8,013,282)	(220,709)	(2.8%)	✘
Recoverable works	39	0	0	0	0	0.0%	!
Subtotal		(201,842,250)	(178,918,455)	(183,259,693)	(4,341,238)	(2.4%)	✘
Total - Operating Activities		(99,549,410)	(83,845,880)	(83,559,894)	285,987	0.3%	✔
Add Back Non Cash Items*		39,106,063	36,383,446	41,629,546	5,246,100	14.4%	✔
Net Surplus / (Deficit) from Operations		(60,443,346)	(47,462,434)	(41,930,348)	5,532,086	11.7%	✔
Investing Activities							
Non Operating Grants	29a	14,483,607	1,389,602	1,594,407	204,804	14.7%	✔
Initial recognition/Contributed Assets	29b	0	0	4,418,328	4,418,328	0.0%	!
Purchase of Property, Plant & Equipment	30	(17,547,707)	(10,683,679)	(8,901,545)	1,782,134	16.7%	✔
Construction of Infrastructure	30	(41,758,761)	(30,960,115)	(30,549,062)	411,053	1.3%	✔
Proceeds from Sale of Plant & Equipment	31	996,471	0	0	0	0.0%	!
Sub Total - Investing Activities		(43,826,390)	(40,254,192)	(33,437,873)	6,816,319	16.9%	✔
Financing Activities							
New Loan Proceeds	32	0	0	0	0	0.0%	!
Repayment of Borrowings	33	(705,434)	(705,434)	(705,434)	0	0.0%	!
Lease Principal Payments	34	0	0	0	0	0.0%	!
Transfers to Reserves	35	(40,647,731)	(37,403,594)	(37,679,734)	(276,140)	(0.7%)	✘
Transfers from Reserves	36	28,792,916	25,592,916	25,592,916	0	0.0%	!
Sub Total - Financing Activities		(12,560,249)	(12,516,112)	(12,792,252)	(276,140)	2.2%	✔
Budget Deficiency before Rates		(116,829,985)	(100,232,738)	(88,160,473)	12,072,266	12.0%	✔
Opening Position at 1 July	37	22,015,725	22,015,725	22,015,725	0	0.0%	!
Amount Raised from Rates	38	100,931,734	100,933,674	100,882,493	(51,181)	(0.1%)	✘
Closing Position Surplus (Deficit)		6,117,475	22,716,661	34,737,746	12,021,085	52.9%	✔
Legend							
Favourable impact on Budget Surplus	✔	Unfavourable impact on Budget Surplus		✘			



Notes to Financial Activity Statement - May 2023

Attachment A

The Note reference and descriptor in each summary box below link back to the relevant line item on the Financial Activity Statement. The variance is then expressed as both a dollar value and a percentage. Letter F or U refers to the impact of the variance on the budget surplus (favourable / unfavourable).

Notes to Accompany FAS - Operating Revenues

Comments on the 4.9% favourable variances in Operating Revenues are provided below.

Note 1	Operating Grants	Variance \$	Variance %	Type
▼	Decrease Actual Surplus	(\$35K)	(1.7%)	U

Operating Grants are lower than budget due to the delay in funds from Lotterywest pending grant acquittal for Boorloo Heritage Festival.

Note 2	Contributions & Donations	Variance \$	Variance %	Type
▲	Increase Actual Surplus	\$48K	3.6%	F

Contributions & Donations are higher than budget due to an Ex-Gratia claim from Water Corporation and higher than anticipated contributions for Narrows interchange.

Note 3	Fees & Charges - Waste	Variance \$	Variance %	Type
▼	Decrease Actual Surplus	(\$95K)	(1.0%)	U

Fees & Charges for Waste are slightly lower than budget due to lower than expected uptake of additional collection services.

Note 4	Fees & Charges - Other	Variance \$	Variance %	Type
▲	Increase Actual Surplus	\$793K	26.0%	F

Other Fees & Charges are higher than budgeted due to the building permit application for a significant City Deal project (ECU).

Note 5	Rental & Hire Revenue	Variance \$	Variance %	Type
▲	Increase Actual Surplus	\$210K	5.4%	F

Favourable Rental & Hire Revenue due to higher affordable housing receipts and banner hire bookings.

Note	Category	Variance \$	Variance %	Type
Note 6	Parking Fees			
▲	Increase Actual Surplus	\$1,159K	1.9%	F

Parking fees are above budget due to increased patronage at multiple car parks. This was a combination of events taking place and patrons returning to work which increased patronage.

Note	Category	Variance \$	Variance %	Type
Note 7	Fines & Costs			
▲	Increase Actual Surplus	\$447K	7.1%	F

The fines and costs are higher than budget due to increased parking infringements from the patrolled areas.

Note	Category	Variance \$	Variance %	Type
Note 8	Interest Earned			
▲	Increase Actual Surplus	\$1,211K	20.9%	F

Interest earned on investments is higher due to the recent series of interest rate rises by the Reserve Bank. The annual target has been comfortably exceeded. Projections for 2023/24 and in the Long Term Financial Plan have been revised upwards as appropriate.

Note	Category	Variance \$	Variance %	Type
Note 9	Profit on Disposal of Assets (Non-Cash)			
Nil	No direct cash impact on Actual Surplus	\$167K	1456%	F

Minor plant and fleet disposals have taken place earlier than anticipated and some at profit where a loss was budgeted. This is an unanticipated positive outcome of covid supply chain issues and higher trade in values. The variance will reverse in the June management accounts.

Note	Category	Variance \$	Variance %	Type
Note 10	Distribution from Investments			
▲	Increase Actual Surplus	\$366K	112.8%	F

The distribution from investments is an outcome from the required accounting treatment for the distributions from the City's Colonial First State Investment which is marked to the ASX share index. The performance of the market has been strong and has subsequently resulted in higher than budgeted distributions.

Note	Category	Variance \$	Variance %	Type
Note 11	Other Revenue			
▲	Increase Actual Surplus	\$275K	23.9%	F

The variance is related to a continuing positive trend in higher than estimated income for the Container Deposit Scheme.

Notes to Accompany FAS - Operating Expenses

Comments on the 2.4% unfavourable variance in Operating Expenses are provided below.

Note 12	Employee Costs	Variance \$	Variance %	Type
▼	Decrease Actual Surplus	(\$717K)	(1.0%)	U

The employee costs are broadly in line with the budget – although slightly inflated due to the use of temporary positions. This will continue to be monitored until year-end.

Note 13	Advertising	Variance \$	Variance %	Type
▼	Decrease Actual Surplus	(\$133K)	(11.3%)	U

The advertising costs are over the budget to date due to the promotion of Boorloo Heritage Festival.

Note 14	Contractors & Consultants	Variance \$	Variance %	Type
▲	Increase Actual Surplus	\$1,503K	5.6%	F

The favourable variance in expenditure is mainly caused by the timing of invoices to be paid pending receipt of goods and services. Further details by service are listed below:

- City Planning – timing variance related to Local Planning Scheme 3 and UWA QEII Precinct Plan (\$445K);
- Economic Development – timing variance across Sector Development, Economic Research, Place Activation and Technology Action Plan (\$298K);
- Engineering and Design – savings due to no requirement for HVAC and infrastructure server maintenance to date (\$171K);
- Asset Maintenance – timing variance for Christmas decoration storage works, footpath, roads and street lighting maintenance (\$168k);
- Parking Services – mainly timing variance for the business case for obsolete ticket machines and consultancy as well as savings in contractors and security (\$145K);
- Waste and Cleaning – timing variance for expenses related to Waste Compositional Audit (\$125K);

Note 15	Insurance	Variance \$	Variance %	Type
▼	Decrease Actual Surplus	(\$19K)	(1.5%)	U

Insurance expenses are broadly in line with the budget.

Note 16	Waste Tipping Charges	Variance \$	Variance %	Type
▲	Increase Actual Surplus	\$164K	6.1%	F

Waste Tipping fees are slightly favourable due to lower than anticipated waste volumes.

Note	Category	Variance \$	Variance %	Type
Note 17	Other Charges			
▲	Increase Actual Surplus	\$109K	2.8%	F

Other charges are broadly in line with the budget.

Note	Category	Variance \$	Variance %	Type
Note 18	Materials			
▲	Increase Actual Surplus	\$233K	7.7%	F

Materials are lower than budget due to reduced requests for new bins issues and store requirements in Parking Services.

Note	Category	Variance \$	Variance %	Type
Note 19	IT Support & Maintenance			
⌚	Timing Difference	\$443K	9.7%	F

Timing of software maintenance for core systems used. Expected that this variance will reverse out by year end.

Note	Category	Variance \$	Variance %	Type
Note 20	Plant & Fleet Costs			
▼	Decrease Actual Surplus	(\$144K)	(22.9%)	U


This variance is due to higher than anticipated fuel price rather than fuel usage.

Note	Category	Variance \$	Variance %	Type
Note 21	Utilities			
▼	Decrease Actual Surplus	(\$180K)	(5.6%)	U


Awaiting account correction related to the electricity supply agreement price update.

Note	Category	Variance \$	Variance %	Type
Note 22	Depreciation (Non-Cash)			
Nil	No cash impact on Actual Surplus	(\$961K)	(2.8%)	U

Depreciation is slightly higher within ICT and Infrastructure Assets.

Note 23	Interest Expenses	Variance \$	Variance %	Type
	Decrease Actual Surplus	(\$0.3K)	(0.2%)	U

Interest expenses are line with the budget.

Note 24	Loss on Asset Disposal (Non-Cash)	Variance \$	Variance %	Type
	No cash impact on Actual Surplus	\$4,558K	245.5%	-


The loss on asset disposals occurs when road, landscaping, paths and kerbs components are scrapped and disposed of during the construction of new infrastructure and renewal projects. When these still have values recorded in the City's asset register, that value is recognised as a loss on disposal.

Most of the reported variance to budget is due to the financial value of trees no longer being recognised in line with accounting standards and an ownership correction of various assets in preparation for infrastructure revaluation. Trees still retain an amenity value but are not valued in the asset register.


Note 25	Loss on Revaluation of Asset (Non-Cash)	Variance \$	Variance %	Type
Nil	No cash impact on Actual Surplus	-	-	-

Note 26	Work in Progress not Capitalised	Variance \$	Variance %	Type
Nil	No cash impact on Actual Surplus	(\$334K)	(100%)	-

Expensing of project costs from the previous year that cannot be capitalised – these costs must be expensed in the current year.

Note 27	Parking Levy	Variance \$	Variance %	Type
	Increase Actual Surplus	\$473K	3.1%	F

Parking levy is in line with the budget (adjusted for rebates claimed for unused bays).

Note 28	Other Expenses	Variance \$	Variance %	Type
	Timing Difference	(\$221K)	(2.8%)	U

Other expenses are slightly over budget due to timing of sponsorship program payments.

Notes to Accompany FAS - Investing Activities


Investing Activities include grants for capital projects, sale of assets, acquisition and construction of assets. Comments on the 16.9% overall favourable variance are made below.

Note	Description	Variance \$	Variance %	Type
Note 29a	Non-Operating Grants			
	Timing Difference	\$205K	14.7%	F


The variance is related to timing of grants received for CBD Transport projects, Roe Street Enhancement, Bus Stop Replacement and Shared Path at Winthrop Avenue and Thomas Street.

Note	Description	Variance \$	Variance %	Type
Note 29b	Initial Recognition/Contributed Assets			
Nil	No cash impact on Actual Surplus	\$4,418K	100%	-

The initial recognition of roads, and drainage assets does not form part of the budget as this is a non-cash accounting treatment. Various assets were found within the City's asset register with no value which have now been brought to account at replacement cost.

Note	Description	Variance \$	Variance %	Type
Note 30	Purchase of Property Plant & Equipment			
	Timing Difference	\$1,782K	16.7%	F

Refer to the separate Capital Projects Schedule (May 23) for details of all capital projects and commentary on material variances identified therein.

Note	Description	Variance \$	Variance %	Type
Note 30	Construction of Infrastructure			
	Timing Difference	\$411K	1.3%	F

Refer to the separate Capital Projects Schedule (May 23) for details of all capital projects and commentary on material variances identified therein.

Note	Description	Variance \$	Variance %	Type
Note 31	Proceeds from Sale of Equipment			
Nil	No cash impact on Actual Surplus	-	-	-

These are recognised as part of the year end accounting adjustments.

Notes to Accompany FAS - Financing Activities

Financing activities include borrowing, debt repayment and management of cash reserve funds. Currently these activities reflect a 2.2% unfavourable variance. Comments on the individual variances are detailed below.

Note 32	New Loan Proceeds	Variance \$	Variance %	Type
Nil		-	-	-

No borrowings were required for the 2022/23 budget.

Note 33	Repayment of Borrowings	Variance \$	Variance %	Type
Nil	No cash impact on Actual Surplus	-	-	-

The final repayments on the City's loan portfolio occurred in July.

Note 34	Lease Principal Repayments	Variance \$	Variance %	Type
Nil	No cash impact on Actual Surplus	-	-	-

Note 35	Transfer to Reserves	Variance \$	Variance %	Type
▲	Increase Actual Surplus	\$276K	0.7%	F

Minor difference in Transfers to Reserves related to interest earnings.

Note 36	Transfers from Reserves	Variance \$	Variance %	Type
⌚	No impact on Actual Surplus	-	-	

Transfers from Reserves is in line with the budget.

Note 37	Opening Budget Position	Variance \$	Variance %	Type
Nil	Increase to Actual Surplus	-	-	-

To allow local governments to adopt their budgets before previous year accounting accruals are completed, they can conservatively estimate what the final year-end balance (which becomes the opening position for the next year) is. The City's estimated opening position was \$18.8M for the purposes of adopting the budget and has been adjusted to \$22M at the Statutory budget review.

Note 38	Amount raised from Rates	Variance \$	Variance %	Type
▼	Decrease Actual Surplus	(\$51K)	(0.1%)	U

Rates are in line with the budget.

Note 39	Recoverable works	Variance \$	Variance %	Type
▲	Increase Actual Surplus	\$81K	479.0%	F

The variance is a combination of the timing of works incurred and recovered. The variance mainly relates to expenses recovered for Roe Street Enhancement works and recoverable works associated with Events. Some insurance reimbursements take place in the following financial year of the expenses being incurred.



City of Perth - Net Current Position

31 May - 2023










Attachment B

Detail	Revised Annual Budget	YTD Budget	YTD Actual	YTD Budget Variance \$	YTD Budget Variance %	Budget Impact
Current Assets						
Cash & Cash Equivalents - Unrestricted	13,314,919	4,127,368	7,195,838	3,068,470	74.3%	✓
Cash & Cash Equivalents - Restricted	4,708,700	1,000,000	1,530,085	530,085	53.0%	✓
Investments - Municipal Fund	20,985,112	42,000,000	46,567,251	4,567,251	10.9%	✓
Investments - Reserves	136,143,500	138,687,035	141,214,273	2,527,238	1.8%	✓
Receivables - Rates	1,923,145	2,350,000	2,499,971	149,971	6.4%	✓
Receivables - Trade & Other Receivables	6,682,443	9,000,000	10,196,222	1,196,222	13.3%	✓
Inventories	837,190	2,000,000	2,023,878	23,878	1.2%	✓
Deposits & Prepayments	1,388,979	3,500,000	3,196,486	(303,514)	(8.7%)	✗
Prepaid Parking Levy	0	1,339,318	1,339,318	(0)	(0.0%)	✗
Subtotal	185,983,988	204,003,721	215,763,320	11,759,599	5.8%	✓
Current Liabilities						
Trade & Other Payables	(25,432,826)	(24,000,000)	(21,361,529)	2,638,471	11.0%	✓
Payables ESL	0	(2,750,000)	(2,710,933)	39,067	1.4%	✓
Borrowings	0	0	0	0	0.0%	!
Lease Liabilities	0	0	(269,059)	(269,059)	0.0%	!
Employee Entitlements	(10,966,987)	(11,500,000)	(11,642,955)	(142,955)	(1.2%)	✗
Subtotal	(36,399,813)	(38,250,000)	(35,984,476)	2,265,524	5.9%	✓
Unadjusted Net Assets	149,584,175	165,753,721	179,778,845	14,025,124	(8.5%)	✗
Less:						
Restricted Cash - Reserves	(140,852,200)	(139,687,035)	(142,744,358)	(3,057,323)	2.2%	✓
Add:						
Current Portion of Borrowings	0	0	0	0	0.0%	!
Lease Liabilities	0	0	269,059	269,059	0.0%	!
Subtotal	(140,852,200)	(139,687,035)	(142,475,299)	(2,788,264)	(2.0%)	✗
Adjusted Net Current Assets	8,731,975	26,066,686	37,303,546	11,236,860	43.1%	✓
Net Cash Position						
Cash on Hand - Unrestricted	13,314,919	4,127,368	7,195,838	3,068,470	74.3%	✓
Money Market Instruments - Unrestricted	20,985,112	42,000,000	46,567,251	4,567,251	10.9%	✓
Unrestricted Cash	34,300,031	46,127,368	53,763,088	7,635,720	(16.6%)	!
Financing Activities						
Cash on Hand - Restricted	4,708,700	1,000,000	1,530,085	530,085	53.0%	✓
Money Market Instruments Restricted	136,143,500	138,687,035	141,214,273	2,527,238	1.8%	✓
Restricted Cash	140,852,200	139,687,035	142,744,358	3,057,323	2.2%	✓
Net Cash	175,152,231	185,814,403	196,507,446	10,693,043	5.8%	✓

 **CEO Alliance Variances by Alliance & Service**

31 May - 2023
















Attachment C

Detail	Revised Annual Budget	YTD Budget	YTD Actual	YTD Budget Variance \$	YTD Budget Variance %	Budget Impact	Comments on Material Variances Identified - by Service
Financial Summary - CEO Alliance							
Operating Revenue	305	0	1,364	1,364	0.0%		
Core Service Total Expenditure	8,718,458	7,893,384	7,349,580	543,803	6.9%		
Internal Allocations Total	3,059,054	2,787,524	2,634,591	152,933	5.5%		
Internal Recovery Total	1,926,055	1,771,467	1,795,104	23,637	1.3%		
Recoverable works Total	0	0	0	0	0.0%		
Operating Project Expenditure Total	2,485,000	1,164,983	1,190,884	(25,901)	(2.2%)		
Total Expenditure	12,336,458	10,074,424	9,379,951	694,473	6.9%		
Net Operating Surplus (Deficit)	(12,336,153)	(10,074,424)	(9,378,587)	695,836	6.9%		
Total Capital Project Expenditure	40,647	40,647	40,647	0	0.0%		



Figures in this view include all Internal Allocations and Internal Recoveries

Financial Summary - CEO Alliance Services

Leadership - CEO Alliance

Operating Revenue Total	0	0	0	0	0.0%		
Core Service Expenditure Total	717,441	674,395	671,534	2,861	0.4%		
Employee Costs	460,528	429,214	520,413	(91,199)	(21.2%)		Higher duties for General Manager in acting role and salary review outside EBA.
Materials and Contracts	166,371	157,873	106,213	51,660	32.7%		Consultancy timing variance for CEO performance review.
Utility Charges	10,000	8,566	4,421	4,145	48.4%		
Insurance Expenses	21,661	19,859	19,927	(68)	(0.3%)		
Other Expenditure	58,882	58,882	20,560	38,322	65.1%		Favourable variance as the World Cities Summit in Singapore could not be attended as Council of Capital City Lord Mayors (CCCLM) was held during the same period.
Internal Allocations Total	692,919	628,229	546,598	81,631	13.0%		
Internal Recovery Total	0	0	0	0	0.0%		
Operating Project Expenditure Total	1,310,000	22,730	9,910	12,820	56.4%		
WACA Aquatic Centre Contribution	1,250,000	0	0	0	0.0%		Contribution payments to commence next financial year.
City Investment Attraction Collateral	60,000	22,730	9,910	12,820	56.4%		Promotional video has been produced and project is complete with favourable variance.
Total Expenditure	2,720,360	1,325,354	1,228,042	97,312	7.3%		
Net Operating Surplus (Deficit)	(2,720,360)	(1,325,354)	(1,228,042)	97,312	7.3%		
Total Capital Project Expenditure	0	0	0	0	0.0%		Please refer to the capital project schedule for details

Audit and Risk

Operating Revenue Total	0	0	0	0	0.0%		
Core Service Expenditure Total	703,597	601,255	617,177	(15,922)	(2.6%)		

Detail	Revised Annual Budget	YTD Budget	YTD Actual	YTD Budget Variance \$	YTD Budget Variance %	Budget Impact	Comments on Material Variances Identified - by Service
Employee Costs	371,673	340,116	432,192	(92,076)	(27.1%)	✗	Unbudgeted relocation costs, transfer of long service leave liability from another Council and additional unbudgeted position.
Materials and Contracts	322,022	252,152	177,244	74,908	29.7%	✓	Various audits in progress with findings to be presented at Audit and Risk Committee in August.
Insurance Expenses	9,901	8,987	7,742	1,245	13.9%	✓	
Internal Allocations Total	33,008	29,903	29,573	330	1.1%	✓	
Internal Recovery Total	684,456	626,604	602,272	(24,332)	(3.9%)	✗	
Operating Project Expenditure Total	0	0	0	0	0.0%	!	
Total Expenditure	52,149	4,554	44,478	(39,925)	(876.8%)	✗	
Net Operating Surplus (Deficit)	(52,149)	(4,554)	(44,478)	(39,925)	(876.8%)	✗	
Total Capital Project Expenditure	0	0	0	0	0.0%	!	Please refer to the capital project schedule for details
Corporate Communications							
Operating Revenue Total	0	0	0	0	0.0%	!	
Core Service Expenditure Total	1,990,548	1,815,737	1,590,531	225,206	12.4%	✓	
Employee Costs	1,586,318	1,451,077	1,283,988	167,088	11.5%	✓	Favourable variance as Alliance Manager costs is split to Marketing services and employee vacancies due to maternity leave
Materials and Contracts	394,510	355,748	297,668	58,080	16.3%	✓	Timing variance related to digital content production and media monitoring
Insurance Expenses	9,721	8,912	8,943	(30)	(0.3%)	✗	
Other Expenditure	0	0	(68)	68	0.0%	!	
Internal Allocations Total	660,818	601,589	578,288	23,301	3.9%	✓	
Internal Recovery Total	0	0	0	0	0.0%	!	
Operating Project Expenditure Total	0	0	0	0	0.0%	!	
Total Expenditure	2,651,366	2,417,325	2,168,819	248,507	10.3%	✓	
Net Operating Surplus (Deficit)	(2,651,366)	(2,417,325)	(2,168,819)	248,507	10.3%	✓	
Total Capital Project Expenditure	0	0	0	0	0.0%	!	Please refer to the capital project schedule for details
Council Governance and Policy							
Operating Revenue Total	0	0	0	0	0.0%	!	
Core Service Expenditure Total	878,130	788,363	745,183	43,180	5.5%	✓	
Employee Costs	724,952	645,084	576,284	68,800	10.7%	✓	Employee vacancies.
Materials and Contracts	131,414	123,210	147,185	(23,975)	(19.5%)	✗	Accounting variance. Over-accrual of subscription fees. Corrected in June.
Utility Charges	776	730	279	451	61.8%	✓	
Insurance Expenses	16,988	15,575	15,628	(53)	(0.3%)	✗	
Other Expenditure	4,000	3,765	5,808	(2,043)	(54.3%)	✗	
Internal Allocations Total	607,469	555,476	531,870	23,606	4.2%	✓	
Internal Recovery Total	0	0	0	0	0.0%	!	
Operating Project Expenditure Total	0	0	1,829	(1,829)	0.0%	!	
Neighbourhood & Strategic Community Plan	0	0	1,829	(1,829)	0.0%	!	

Figures in this view include all Internal Allocations and Internal Recoveries

Detail	Revised Annual Budget	YTD Budget	YTD Actual	YTD Budget Variance \$	YTD Budget Variance %	Budget Impact	Comments on Material Variances Identified - by Service
Total Expenditure	1,485,599	1,343,839	1,278,883	64,956	4.8%	✓	
Net Operating Surplus (Deficit)	(1,485,599)	(1,343,839)	(1,278,883)	64,956	4.8%	✓	
Total Capital Project Expenditure	0	0	0	0	0.0%	!	Please refer to the capital project schedule for details
Legal Services							
Operating Revenue Total	0	0	0	0	0.0%	!	
Core Service Expenditure Total	1,197,925	1,108,027	978,143	129,884	11.7%	✓	
Employee Costs	568,692	522,030	385,882	136,148	26.1%	✓	Employee vacancies.
Materials and Contracts	625,900	582,940	589,076	(6,136)	(1.1%)	✗	
Insurance Expenses	3,333	3,056	3,066	(10)	(0.3%)	✗	
Other Expenditure	0	0	118	(118)	0.0%	!	
Internal Allocations Total	27,390	24,834	25,549	(716)	(2.9%)	✗	
Internal Recovery Total	1,009,752	937,592	947,575	9,983	1.1%	✓	
Operating Project Expenditure Total	30,000	0	35,300	(35,300)	0.0%	!	
WACA Aquatic Centre Contribution	0	0	28,200	(28,200)	0.0%	!	Legal advice on the draft funding agreement.
Parking Local Law	15,000	0	7,100	(7,100)	0.0%	!	
Health Local Law	15,000	0	0	0	0.0%	!	
Total Expenditure	245,563	195,269	91,417	103,852	53.2%	✓	
Net Operating Surplus (Deficit)	(245,563)	(195,269)	(91,417)	103,852	53.2%	✓	
Total Capital Project Expenditure	0	0	0	0	0.0%	!	Please refer to the capital project schedule for details
Leadership - Strategy and Governance							
Operating Revenue Total	0	0	0	0	0.0%	!	
Core Service Expenditure Total	729,002	627,134	716,870	(89,736)	(14.3%)	✗	
Employee Costs	628,214	556,411	572,756	(16,345)	(2.9%)	✗	Executive Assistant agency staff costs and some positions filled in at higher levels than budgeted.
Materials and Contracts	100,000	70,000	143,357	(73,357)	(104.8%)	✗	Higher than anticipated external consultancy costs. Over-spend is offset by savings in Leadership – CEO Alliance.
Utility Charges	0	0	32	(32)	0.0%	!	
Insurance Expenses	788	722	725	(2)	(0.3%)	✗	
Internal Allocations Total	264,488	239,266	214,355	24,911	10.4%	✓	
Internal Recovery Total	0	0	0	0	0.0%	!	
Operating Project Expenditure Total	0	0	0	0	0.0%	!	
Total Expenditure	993,489	866,400	931,225	(64,825)	(7.5%)	✗	
Net Operating Surplus (Deficit)	(993,489)	(866,400)	(931,225)	(64,825)	(7.5%)	✗	
Total Capital Project Expenditure	0	0	0	0	0.0%	!	Please refer to the capital project schedule for details
Marketing							

Figures in this view include all Internal Allocations and Internal Recoveries

Detail	Revised Annual Budget	YTD Budget	YTD Actual	YTD Budget Variance \$	YTD Budget Variance %	Budget Impact	Comments on Material Variances Identified - by Service
Operating Revenue Total	0	0	0	0	0.0%	!	
Core Service Expenditure Total	738,252	655,864	632,051	23,813	3.6%	✓	
Employee Costs	455,022	416,039	419,042	(3,003)	(0.7%)	✗	
Materials and Contracts	270,500	228,154	201,576	26,578	11.6%	✓	Timing variance related to rollout of dining campaign.
Insurance Expenses	12,230	11,213	11,251	(38)	(0.3%)	✗	
Other Expenditure	500	458	182	277	60.3%	✓	
Internal Allocations Total	215,670	196,127	201,678	(5,551)	(2.8%)	✗	
Internal Recovery Total	0	0	0	0	0.0%	!	
Operating Project Expenditure Total	947,000	947,000	954,935	(7,935)	(0.8%)	✗	
City of Perth Parking Campaigns	0	0	(0)	0	0.0%	!	
Winter Festival	0	0	8,678	(8,678)	0.0%	!	Delayed invoicing by suppliers for the 21/22 transactions for the Winter festival.
City of Light Brand Roll Out	947,000	947,000	946,257	743	0.1%	✓	
Total Expenditure	1,900,922	1,798,991	1,788,664	10,327	0.6%	✓	
Net Operating Surplus (Deficit)	(1,900,922)	(1,798,991)	(1,788,664)	10,327	0.6%	✓	
Total Capital Project Expenditure	0	0	0	0	0.0%	!	Please refer to the capital project schedule for details
Council Affairs							
Operating Revenue Total	305	0	1,364	1,364	0.0%	!	
Other Revenue	0	0	1,364	1,364	0.0%	!	Council of Capital City Lord Mayors contribution received.
Profit On Asset Disp	305	0	0	0	0.0%	!	
Core Service Expenditure Total	1,763,563	1,622,610	1,398,092	224,518	13.8%	✓	
Employee Costs	904,156	826,422	653,142	173,280	21.0%	✓	Employee vacancies.
Materials and Contracts	255,216	235,165	254,668	(19,504)	(8.3%)	✗	Unfavourable variance due to increased catering costs through May. Key events delivered in May include citizenship ceremony and National Volunteer week event.
Depreciation	3,036	2,783	2,781	2	0.1%	✓	
Insurance Expenses	4,129	3,869	3,878	(10)	(0.3%)	✗	
Other Expenditure	597,026	554,372	483,623	70,749	12.8%	✓	Favourable variance as the World Cities Summit in Singapore could not be attended as Council of Capital City Lord Mayors was held during the same period.
Internal Allocations Total	557,293	512,100	506,680	5,420	1.1%	✓	
Internal Recovery Total	231,847	207,271	245,257	37,986	18.3%	✓	
Operating Project Expenditure Total	198,000	195,253	188,909	6,344	3.2%	✓	
Lord Mayor's office refurbishment	18,000	18,000	17,647	353	2.0%	✓	Project in progress with final artwork to be installed.
Freedom of Entry 10th Lighthouse Regiment	30,000	27,253	21,261	5,992	22.0%	✓	Event completed and final costs to be accounted for in June.
Donation for RSL 2023 ANZAC Day Commemorations	150,000	150,000	150,000	(0)	(0.0%)	✗	
Total Expenditure	2,287,009	2,122,692	1,848,424	274,268	12.9%	✓	
Net Operating Surplus (Deficit)	(2,286,704)	(2,122,692)	(1,847,060)	275,632	13.0%	✓	
Total Capital Project Expenditure	40,647	40,647	40,647	0	0.0%	!	Please refer to the capital project schedule for details

Figures in this view include all Internal Allocations and Internal Recoveries

 **Corporate Services Alliance Variances by Alliance & Service**

31 May - 2023

Attachment C

Detail	Revised Annual Budget	YTD Budget	YTD Actual	YTD Budget Variance \$	YTD Budget Variance %	Budget Impact	Comments on Material Variances Identified - by Service
Financial Summary - Corporate Services Alliance							
Operating Revenue	108,248,316	107,921,998	110,618,787	2,696,789	2.5%	✓	
Rates	100,931,734	100,933,674	100,882,493	51,181	0.1%	✗	
Operating Grants, Subsidies and Contributions	286,360	286,360	286,359	1	0.0%	✗	
Fees and Charges	368,000	366,884	365,230	1,654	0.5%	✗	
Interest Earnings	5,852,502	5,785,080	6,996,032	(1,210,952)	(20.9%)	✓	
Other Revenue	553,000	550,000	2,088,672	(1,538,672)	(279.8%)	✓	
Profit On Asset Disp	256,720	0	0	0	0.0%	!	
Core Service Total Expenditure	24,028,907	21,768,441	22,613,470	(845,029)	(3.9%)	✗	
Internal Allocations Total	4,301,502	3,922,267	4,168,214	(245,947)	(6.3%)	✗	
Internal Recovery Total	27,859,172	25,382,630	25,345,284	(37,346)	(0.1%)	✗	
Recoverable works Total	0	0	0	0	0.0%	!	
Operating Project Expenditure Total	331,000	211,195	142,646	68,549	32.5%	✓	
Total Expenditure	802,237	519,274	1,579,047	(1,059,773)	(204.1%)	✗	
Net Operating Surplus (Deficit)	107,446,079	107,402,724	109,039,740	1,637,016	1.5%	✓	
Total Capital Project Expenditure	2,983,584	1,705,638	863,011	842,627	49.4%	✓	

Figures in this view include all Internal Allocations and Internal Recoveries

Financial Summary - Corporate Services Alliance Services

Corporate Planning and Reporting

Operating Revenue Total	0	0	0	0	0.0%	!	
Core Service Expenditure Total	1,220,966	1,069,093	771,784	297,309	27.8%	✓	
Employee Costs	1,048,609	948,933	735,298	213,635	22.5%	✓	Employee vacancies.
Materials and Contracts	170,000	118,000	34,318	83,682	70.9%	✓	Timing variance – cost of Project Management Office Operating Model Review recognised in June
Insurance Expenses	2,357	2,161	2,168	(7)	(0.3%)	✗	
Internal Allocations Total	480,822	437,941	444,672	(6,732)	(1.5%)	✗	
Internal Recovery Total	1,680,842	1,514,622	1,216,457	(298,165)	(19.7%)	✗	
Operating Project Expenditure Total	36,000	36,000	8,500	27,500	76.4%	✓	
External Review of the Complaints Management Framework	36,000	36,000	8,500	27,500	76.4%	✓	Project on track to complete by end of financial year.
Total Expenditure	56,946	28,412	8,500	19,912	70.1%	✓	
Net Operating Surplus (Deficit)	(56,946)	(28,412)	(8,500)	19,912	70.1%	✓	
Total Capital Project Expenditure	80,000	0	0	0	0.0%	!	Please refer to the capital project schedule for details

Leadership - Corporate Services

Detail	Revised Annual Budget	YTD Budget	YTD Actual	YTD Budget Variance \$	YTD Budget Variance %	Budget Impact	Comments on Material Variances Identified - by Service
Operating Revenue Total	0	0	0	0	0.0%	!	
Core Service Expenditure Total	748,467	656,543	533,271	123,272	18.8%	✓	
Employee Costs	657,323	573,693	453,839	119,854	20.9%	✓	2.6 FTE budget transferred to Leadership - Corporate Services at budget review.
Materials and Contracts	35,200	32,437	32,884	(447)	(1.4%)	✗	
Utility Charges	50,400	45,330	41,427	3,903	8.6%	✓	
Insurance Expenses	5,544	5,083	5,100	(17)	(0.3%)	✗	
Other Expenditure	0	0	20	(20)	0.0%	!	
Internal Allocations Total	26,128	23,617	23,180	437	1.8%	✓	
Internal Recovery Total	557,008	505,720	556,451	50,731	10.0%	✓	
Operating Project Expenditure Total	0	0	0	0	0.0%	!	
Total Expenditure	217,587	174,439	0	174,439	100.0%	✓	
Net Operating Surplus (Deficit)	(217,587)	(174,439)	0	174,439	100.0%	✓	
Total Capital Project Expenditure	0	0	0	0	0.0%	!	Please refer to the capital project schedule for details
Strategic Finance							
Operating Revenue Total	0	0	0	0	0.0%	!	
Core Service Expenditure Total	1,420,184	1,357,094	1,207,394	149,700	11.0%	✓	
Employee Costs	1,390,015	1,329,019	1,182,280	146,739	11.0%	✓	One vacant position previously utilised by Procurement services.
Materials and Contracts	5,000	5,000	1,960	3,040	60.8%	✓	
Insurance Expenses	25,169	23,075	23,154	(79)	(0.3%)	✗	
Internal Allocations Total	475,183	432,899	445,893	(12,994)	(3.0%)	✗	
Internal Recovery Total	1,907,513	1,743,852	1,653,287	(90,566)	(5.2%)	✗	
Operating Project Expenditure Total	0	0	0	0	0.0%	!	
Total Expenditure	(12,146)	46,140	0	46,140	100.0%	✓	
Net Operating Surplus (Deficit)	12,146	(46,140)	(0)	46,140	100.0%	✓	
Total Capital Project Expenditure	0	0	0	0	0.0%	!	Please refer to the capital project schedule for details
ICT Services							
Operating Revenue Total	0	0	4,143	4,143	0.0%	!	
Other Revenue	0	0	4,143	4,143	0.0%	!	E-Waste computer recycling refund for disposed ICT assets.
Core Service Expenditure Total	13,148,196	11,827,833	11,597,429	230,404	1.9%	✓	
Employee Costs	5,006,235	4,543,410	4,579,061	(35,651)	(0.8%)	✗	Favourable variance for ICT consultancy. Network fibre breakfix and maintenance not carried out. Checkpoint maintenance requirements less than anticipated.
Materials and Contracts	4,961,880	4,343,336	3,869,950	473,386	10.9%	✓	
Utility Charges	130,000	116,588	104,939	11,648	10.0%	✓	
Depreciation	2,999,316	2,777,957	2,996,777	(218,820)	(7.9%)	✗	
Insurance Expenses	50,765	46,542	46,702	(159)	(0.3%)	✗	

Figures in this view include all Internal Allocations and Internal Recoveries

Detail	Revised Annual Budget	YTD Budget	YTD Actual	YTD Budget Variance \$	YTD Budget Variance %	Budget Impact	Comments on Material Variances Identified - by Service
Internal Allocations Total	695,075	630,329	684,103	(53,774)	(8.5%)	⊗	
Internal Recovery Total	13,813,171	12,611,248	12,267,464	(343,784)	(2.7%)	⊗	
Operating Project Expenditure Total	0	0	0	0	0.0%	⚠	
Total Expenditure	30,100	(153,085)	14,068	(167,153)	(109.2%)	⊗	
Net Operating Surplus (Deficit)	(30,100)	153,085	(9,925)	(163,010)	(106.5%)	⊗	
Total Capital Project Expenditure	2,875,584	1,677,638	835,241	842,397	50.2%	✓	Please refer to the capital project schedule for details
Transactional Finance							
Operating Revenue Total	108,238,596	107,919,248	110,612,508	2,693,261	2.5%	✓	
Rates	100,931,734	100,933,674	100,882,493	(51,181)	(0.1%)	⊗	
Operating Grants, Subsidies and Contributions	286,360	286,360	286,359	(1)	(0.0%)	⊗	
Fees and Charges	365,000	364,134	363,095	(1,039)	(0.3%)	⊗	
Interest Earnings	5,852,502	5,785,080	6,996,032	1,210,952	20.9%	✓	Higher interest revenue on investments as a result of rate rises by the RBA.
Other Revenue	553,000	550,000	2,084,529	1,534,529	279.0%	✓	Revaluation income relates to Colonial First State investment and to be offset against the loss of revaluation asset.
Profit On Asset Disp	250,000	0	0	0	0.0%	⚠	
Core Service Expenditure Total	2,283,585	2,172,192	3,462,458	(1,290,266)	(59.4%)	⊗	
Employee Costs	1,727,347	1,664,583	1,633,574	31,009	1.9%	✓	Employee vacancies.
Materials and Contracts	542,407	494,908	495,125	(217)	(0.0%)	⊗	
Utility Charges	246	246	272	(26)	(10.6%)	⊗	
Insurance Expenses	13,585	12,455	12,498	(43)	(0.3%)	⊗	
Interest Expense	0	0	18	(18)	0.0%	⚠	
Loss On Asset Disp	0	0	159,773	(159,773)	0.0%	⚠	Deaccessioning of sculptures beyond repair was incorrectly costed to Transactional Finance. To be corrected in June 2023.
Loss on Revaluation of Fixed Assets	0	0	1,161,198	(1,161,198)	0.0%	⚠	Loss on revaluation of fixed assets relates to the Colonial First State investment and is to be offset against revaluation income.
Internal Allocations Total	1,264,469	1,157,059	1,316,221	(159,162)	(13.8%)	⊗	
Internal Recovery Total	3,577,418	3,277,537	3,358,499	80,962	2.5%	✓	
Operating Project Expenditure Total	0	0	0	0	0.0%	⚠	
Total Expenditure	(29,364)	51,714	1,420,180	(1,368,467)	(2,646.2%)	⊗	
Net Operating Surplus (Deficit)	108,267,960	107,867,534	109,192,328	1,324,794	1.2%	✓	
Total Capital Project Expenditure	0	0	0	0	0.0%	⚠	Please refer to the capital project schedule for details
People & Culture							
Operating Revenue Total	0	0	0	0	0.0%	⚠	
Core Service Expenditure Total	3,060,639	2,745,414	2,934,750	(189,336)	(6.9%)	⊗	
Employee Costs	2,702,528	2,426,747	2,604,253	(177,506)	(7.3%)	⊗	Unfavourable variance due to employee vacancy adjustment, agency staff to cover vacancies and external recruitment costs higher than anticipated.
Materials and Contracts	344,345	306,046	317,440	(11,395)	(3.7%)	⊗	Overspend in legal fees offset with underspend in consultancy. In addition to this there has been higher than anticipated job advertisement costs.
Insurance Expenses	13,766	12,621	12,664	(43)	(0.3%)	⊗	

Figures in this view include all Internal Allocations and Internal Recoveries

Detail	Revised Annual Budget	YTD Budget	YTD Actual	YTD Budget Variance \$	YTD Budget Variance %	Budget Impact	Comments on Material Variances Identified - by Service
Other Expenditure	0	0	392	(392)	0.0%	!	
Internal Allocations Total	572,619	523,764	548,383	(24,620)	(4.7%)	✘	
Internal Recovery Total	3,359,732	3,038,239	3,483,133	444,895	14.6%	✔	
Operating Project Expenditure Total	200,000	89,264	65,780	23,484	26.3%	✔	
People and Culture Transformation	200,000	89,264	65,780	23,484	26.3%	✔	Learning and Development Framework awaiting final approval. Associated documents including the training matrix are complete and ready for implementation following final approval of the Framework.
Total Expenditure	473,527	320,204	65,780	254,424	79.5%	✔	
Net Operating Surplus (Deficit)	(473,527)	(320,204)	(65,780)	254,424	79.5%	✔	
Total Capital Project Expenditure	0	0	27,770	(27,770)	0.0%	!	Please refer to the capital project schedule for details
Information and Records Management							
Operating Revenue Total	3,000	2,750	2,135	(615)	(22.4%)	✘	
Fees and Charges	3,000	2,750	2,135	(615)	(22.4%)	✘	
Core Service Expenditure Total	805,630	731,459	696,557	34,902	4.8%	✔	
Employee Costs	715,929	653,957	645,124	8,833	1.4%	✔	
Materials and Contracts	85,739	73,848	47,980	25,868	35.0%	✔	Timing variance across postage, archive storage and consultancy costs.
Insurance Expenses	3,712	3,403	3,415	(12)	(0.3%)	✘	
Other Expenditure	250	250	37	213	85.1%	✔	
Internal Allocations Total	392,960	357,757	338,055	19,702	5.5%	✔	
Internal Recovery Total	1,206,636	1,103,656	1,032,459	(71,197)	(6.5%)	✘	
Operating Project Expenditure Total	95,000	85,931	68,366	17,565	20.4%	✔	
Historical Records Disposal Program	95,000	85,931	68,366	17,565	20.4%	✔	Project on track. Costs for record disposal less than anticipated.
Total Expenditure	86,955	71,491	70,519	972	1.4%	✔	
Net Operating Surplus (Deficit)	(83,955)	(68,741)	(68,384)	358	0.5%	✔	
Total Capital Project Expenditure	0	0	0	0	0.0%	!	Please refer to the capital project schedule for details
Workplace, Health & Safety							
Operating Revenue Total	6,720	0	0	0	0.0%	!	
Profit On Asset Disp	6,720	0	0	0	0.0%	!	
Core Service Expenditure Total	318,602	289,416	436,008	(146,592)	(50.7%)	✘	
Employee Costs	311,898	283,255	429,293	(146,038)	(51.6%)	✘	Additional position added as part of the People and Culture transformation was unbudgeted.
Materials and Contracts	3,314	3,052	3,596	(544)	(17.8%)	✘	
Insurance Expenses	3,391	3,109	3,119	(11)	(0.3%)	✘	
Internal Allocations Total	54,011	49,027	51,170	(2,143)	(4.4%)	✘	
Internal Recovery Total	396,878	360,972	487,178	126,206	35.0%	✔	
Operating Project Expenditure Total	0	0	0	0	0.0%	!	
Total Expenditure	(24,264)	(22,530)	0	(22,530)	(100.0%)	✘	

Figures in this view include all Internal Allocations and Internal Recoveries

Detail	Revised Annual Budget	YTD Budget	YTD Actual	YTD Budget Variance \$	YTD Budget Variance %	Budget Impact	Comments on Material Variances Identified - by Service
Net Operating Surplus (Deficit)	30,984	22,530	0	(22,530)	(100.0%)	✗	
Total Capital Project Expenditure	28,000	28,000	0	28,000	100.0%	✓	Please refer to the capital project schedule for details
Procurement and Contract Management							
Operating Revenue Total	0	0	0	0	0.0%	!	
Core Service Expenditure Total	1,022,637	919,398	973,820	(54,422)	(5.9%)	✗	
Employee Costs	953,178	872,561	922,892	(50,332)	(5.8%)	✗	Additional temporary Category Specialist position (funded utilising vacancy savings in Strategic Finance services).
Materials and Contracts	65,000	42,749	46,825	(4,076)	(9.5%)	✗	
Insurance Expenses	4,459	4,088	4,102	(14)	(0.3%)	✗	
Internal Allocations Total	340,234	309,875	316,537	(6,662)	(2.1%)	✗	
Internal Recovery Total	1,359,974	1,226,784	1,290,356	63,572	5.2%	✓	
Operating Project Expenditure Total	0	0	0	0	0.0%	!	
Total Expenditure	2,897	2,488	0	2,488	100.0%	✓	
Net Operating Surplus (Deficit)	(2,897)	(2,488)	0	2,488	100.0%	✓	
Total Capital Project Expenditure	0	0	0	0	0.0%	!	Please refer to the capital project schedule for details

Figures in this view include all Internal Allocations and Internal Recoveries

 **Community Development Alliance Variances by Alliance & Service**

31 May - 2023

Attachment C

Detail	Revised Annual Budget	YTD Budget	YTD Actual	YTD Budget Variance \$	YTD Budget Variance %	Budget Impact	Comments on Material Variances Identified - by Service
Financial Summary - Community Development Alliance							
Operating Revenue	5,037,256	4,848,743	4,896,130	47,388	1.0%	✓	
Core Service Total Expenditure	24,277,426	22,225,396	23,637,948	(1,412,552)	(6.4%)	✗	
Internal Allocations Total	10,523,897	9,583,049	9,824,394	(241,345)	(2.5%)	✗	
Internal Recovery Total	3,570,163	3,273,451	3,261,147	(12,304)	(0.4%)	✗	
Recoverable works Total	10,000	10,000	(28,394)	38,394	383.9%	✓	
Operating Project Expenditure Total	14,963,454	10,460,002	11,077,458	(617,456)	(5.9%)	✗	
Total Expenditure	46,204,614	39,004,997	41,250,260	(2,245,264)	(5.8%)	✗	
Net Operating Surplus (Deficit)	(41,167,358)	(34,156,254)	(36,354,130)	(2,197,876)	(6.4%)	✗	
Total Capital Project Expenditure	1,025,938	1,053,021	975,212	77,809	7.4%	✓	

Figures in this view include all Internal Allocations and Internal Recoveries

Financial Summary - Community Development Alliance Services

Leadership - Community Development

Operating Revenue Total	0	0	0	0	0.0%	!	
Core Service Expenditure Total	562,682	514,943	656,559	(141,615)	(27.5%)	✗	
Employee Costs	487,693	446,926	584,574	(137,647)	(30.8%)	✗	Unfavourable variance due to vacancy adjustment, graduate staff commenced and salary review outside EBA.
Materials and Contracts	49,500	44,370	54,953	(10,584)	(23.9%)	✗	Unfavourable variance due to increased printing in stakeholder engagement and higher than anticipated subscription expenses to Institute of Public Administration Australia WA.
Utility Charges	14,990	13,398	8,975	4,423	33.0%	✓	
Insurance Expenses	2,999	2,749	2,759	(9)	(0.3%)	✗	
Other Expenditure	7,500	7,500	5,298	2,202	29.4%	✓	
Internal Allocations Total	405,276	367,171	337,911	29,260	8.0%	✓	
Internal Recovery Total	973,527	887,917	994,469	106,553	12.0%	✓	
Operating Project Expenditure Total	0	0	0	0	0.0%	!	
Total Expenditure	(5,569)	(5,802)	0	(5,802)	(100.0%)	✗	
Net Operating Surplus (Deficit)	5,569	5,802	0	(5,802)	(100.0%)	✗	
Total Capital Project Expenditure	0	0	0	0	0.0%	!	Please refer to the capital project schedule for details

Customer Experience

Operating Revenue Total	120,000	110,931	119,933	9,002	8.1%	✓	
Operating Grants, Subsidies and Contributions	0	0	1,000	1,000	0.0%	!	Volunteer WA contribution for National Volunteer Week.
Fees and Charges	120,000	110,931	118,933	8,002	7.2%	✓	

Detail	Revised Annual Budget	YTD Budget	YTD Actual	YTD Budget Variance \$	YTD Budget Variance %	Budget Impact	Comments on Material Variances Identified - by Service
Figures in this view include all Internal Allocations and Internal Recoveries							
Core Service Expenditure Total	2,357,219	2,155,653	1,925,757	229,896	10.7%	✓	
Employee Costs	2,191,266	2,007,840	1,788,870	218,970	10.9%	✓	Mainly related to employee vacancies.
Materials and Contracts	76,483	66,186	58,145	8,041	12.1%	✓	Favourable variance related to ad-hoc feature lighting contractor work and reduction in courier services required.
Utility Charges	10,458	9,670	9,486	185	1.9%	✓	
Depreciation	44,260	40,622	40,987	(365)	(0.9%)	✗	
Insurance Expenses	23,752	21,251	22,053	(801)	(3.8%)	✗	
Other Expenditure	11,000	10,083	6,217	3,867	38.3%	✓	Timing variance of iCity Kiosk expenditure for volunteers.
Internal Allocations Total	1,076,419	979,640	1,027,750	(48,110)	(4.9%)	✗	
Internal Recovery Total	2,460,843	2,250,475	2,049,852	(200,623)	(8.9%)	✗	
Operating Project Expenditure Total	0	0	0	0	0.0%	!	
Total Expenditure	972,795	884,818	903,655	(18,837)	(2.1%)	✗	
Net Operating Surplus (Deficit)	(852,795)	(773,887)	(783,722)	(9,835)	(1.3%)	✗	
Total Capital Project Expenditure	0	0	0	0	0.0%	!	Please refer to the capital project schedule for details
Community Capacity Building							
Operating Revenue Total	0	0	12,000	12,000	0.0%	!	
Other Revenue	0	0	12,000	12,000	0.0%	!	Gratuity payment to City of Perth in appreciation for the use of film.
Core Service Expenditure Total	995,674	894,177	552,712	341,464	38.2%	✓	
Employee Costs	920,136	836,215	526,403	309,811	37.0%	✓	Mainly related to employee vacancies.
Materials and Contracts	66,926	50,082	20,255	29,827	59.6%	✓	Favourable variance due to reduced advisory group meetings and City of Perth sponsorship of Kaleidoscope Initiative paid in a prior year being discontinued and refunded this financial year
Utility Charges	194	194	0	194	100.0%	✓	
Insurance Expenses	3,803	3,487	3,499	(12)	(0.3%)	✗	
Other Expenditure	4,615	4,199	2,555	1,644	39.1%	✓	Variance related to reduced use of cabcharge vouchers.
Internal Allocations Total	375,834	341,252	351,830	(10,578)	(3.1%)	✗	
Internal Recovery Total	0	0	0	0	0.0%	!	
Operating Project Expenditure Total	212,500	149,135	89,302	59,833	40.1%	✓	
Aboriginal Engagement and Advisory Groups	60,000	44,791	10,108	34,683	77.4%	✓	Consultation with the City's Elders Advisory Group undertaken for updates to the Walking Trails. Work in progress to update design and include on the City's Trails App.
Diversity and Inclusion Advisory Group	20,000	16,156	908	15,248	94.4%	✓	The Lion Never Sleeps walking tour delivered 28-30 April as part of the City of Perth Boorloo Heritage Festival.
Access and Inclusion Program	12,500	12,188	2,287	9,901	81.2%	✓	Tactile audit completed.
Social needs analysis	120,000	76,000	76,000	0	0.0%	!	Favourable variance, outcomes report complete.
Total Expenditure	1,584,007	1,384,564	993,845	390,719	28.2%	✓	
Net Operating Surplus (Deficit)	(1,584,007)	(1,384,564)	(981,845)	402,719	29.1%	✓	
Total Capital Project Expenditure	0	0	0	0	0.0%	!	Please refer to the capital project schedule for details
Community Support Services							
Operating Revenue Total	1,002,039	953,556	858,639	(94,917)	(10.0%)	✗	

Detail	Revised Annual Budget	YTD Budget	YTD Actual	YTD Budget Variance \$	YTD Budget Variance %	Budget Impact	Comments on Material Variances Identified - by Service
Fees and Charges	879,788	835,929	714,953	(120,976)	(14.5%)	✘	Unfavourable variance due to Child Care withdrawals and decreased enrolments prior to closure. Reduction in Community Centre food sales due to school holidays, public holidays and room hire cancellation due to works at concourse.
Other Revenue	122,252	117,626	143,686	26,059	22.2%	✔	Mainly related to locker hire at Rest Centre.
Core Service Expenditure Total	2,959,660	2,732,155	3,348,153	(615,998)	(22.5%)	✘	
Employee Costs	2,088,227	1,940,387	2,548,004	(607,616)	(31.3%)	✘	Mainly related to other employee costs associated with Child Care Centre closing.
Materials and Contracts	659,213	595,479	563,705	31,774	5.3%	✔	
Utility Charges	58,415	54,989	58,406	(3,417)	(6.2%)	✘	
Depreciation	122,900	112,763	151,223	(38,460)	(34.1%)	✘	Budget for Child Care Centre is in Property Management and Maintenance.
Insurance Expenses	19,791	18,173	18,234	(61)	(0.3%)	✘	
Other Expenditure	11,114	10,364	8,581	1,783	17.2%	✔	Favourable variance due to ad-hoc staff parking at Rest Centre.
Internal Allocations Total	1,320,353	1,212,025	1,218,570	(6,546)	(0.5%)	✘	
Internal Recovery Total	0	0	12,637	12,637	0.0%	⚠	
Operating Project Expenditure Total	1,081,500	959,571	959,240	331	0.0%	✔	
Safe Night Space - Women Only	1,081,500	959,571	959,240	331	0.0%	✔	
Total Expenditure	5,361,513	4,903,751	5,513,327	(609,576)	(12.4%)	✘	
Net Operating Surplus (Deficit)	(4,359,473)	(3,950,196)	(4,654,688)	(704,492)	(17.8%)	✘	
Total Capital Project Expenditure	0	0	0	0	0.0%	⚠	Please refer to the capital project schedule for details
Library and Life-long Learning							
Operating Revenue Total	74,792	87,370	120,074	32,704	37.4%	✔	
Fees and Charges	69,792	78,570	96,890	18,321	23.3%	✔	Mainly related to increased hire and room bookings.
Other Revenue	5,000	8,800	23,183	14,383	163.4%	✔	Favourable variance is due to recoup of employee costs of staff member working one day a week at the State Library (\$20K).
Core Service Expenditure Total	4,658,571	4,273,814	4,559,317	(285,503)	(6.7%)	✘	
Employee Costs	2,774,661	2,536,665	2,841,095	(304,430)	(12.0%)	✘	Variance is due to a combination of additional hours for customer facing staff to ensure service levels are maintained due to sick leave and city-wide vacancy adjustment.
Materials and Contracts	541,275	496,175	462,582	33,592	6.8%	✔	Mainly related to timing of software licence and purchases of library resources.
Utility Charges	157,627	146,628	157,903	(11,276)	(7.7%)	✘	Timing variance due to Alinta Energy issuing January invoice twice in error, waiting on credit note.
Depreciation	1,052,788	966,002	969,886	(3,884)	(0.4%)	✘	
Insurance Expenses	44,983	41,242	41,383	(141)	(0.3%)	✘	
Other Expenditure	87,236	87,103	86,468	635	0.7%	✔	
Internal Allocations Total	1,459,893	1,327,771	1,439,458	(111,687)	(8.4%)	✘	
Internal Recovery Total	0	0	3,549	3,549	0.0%	⚠	
Operating Project Expenditure Total	30,348	30,348	30,348	0	0.0%	⚠	
Services Review	21,700	21,700	21,700	0	0.0%	⚠	Project completed
Library Software and Hardware Upgrade	8,648	8,648	8,648	0	0.0%	⚠	Project completed
Total Expenditure	6,148,813	5,631,934	6,025,574	(393,641)	(7.0%)	✘	
Net Operating Surplus (Deficit)	(6,074,020)	(5,544,564)	(5,905,500)	(360,937)	(6.5%)	✘	
Total Capital Project Expenditure	18,000	0	10,117	(10,117)	0.0%	⚠	Please refer to the capital project schedule for details

Figures in this view include all Internal Allocations and Internal Recoveries

Detail	Revised Annual Budget	YTD Budget	YTD Actual	YTD Budget Variance \$	YTD Budget Variance %	Budget Impact	Comments on Material Variances Identified - by Service
Figures in this view include all Internal Allocations and Internal Recoveries							
Culture and Arts Management							
Operating Revenue Total	165,000	165,000	114,471	(50,529)	(30.6%)	⊗	
Operating Grants, Subsidies and Contributions	165,000	165,000	110,000	(55,000)	(33.3%)	⊗	Additional grant from the Heritage Council of WA for the City of Perth Boorloo Heritage Festival. Lotterywest acquittal in progress.
Fees and Charges	0	0	52	52	0.0%	⚠	
Other Revenue	0	0	4,419	4,419	0.0%	⚠	
Core Service Expenditure Total	1,455,490	1,305,403	1,115,019	190,384	14.6%	✓	
Employee Costs	1,116,489	993,066	861,877	131,189	13.2%	✓	Mainly related to employee vacancies at beginning of financial year.
Materials and Contracts	324,625	298,942	242,836	56,106	18.8%	✓	Timing of ad-hoc maintenance requirements related to public artworks.
Insurance Expenses	10,876	9,971	10,005	(34)	(0.3%)	⊗	
Other Expenditure	3,500	3,424	300	3,124	91.2%	✓	Favourable variance - staff travel to event was cancelled due to unrest in Alice Springs.
Internal Allocations Total	569,378	518,046	530,256	(12,210)	(2.4%)	⊗	
Internal Recovery Total	0	0	0	0	0.0%	⚠	
Operating Project Expenditure Total	285,055	150,966	212,705	(61,739)	(40.9%)	⊗	
Collections Storage Project	40,000	20,844	22,067	(1,223)	(5.9%)	⊗	
Council Buildings - Art Displays	30,000	7,145	13,663	(6,518)	(91.2%)	⊗	Timing due to programming of Wonder of the World and showcase of the panda display at Library
Boorloo Heritage Festival	215,055	122,978	176,666	(53,688)	(43.7%)	⊗	Event is complete and final supplier invoices are now being settled.
Historic Northbridge	0	0	310	(310)	0.0%	⚠	
Total Expenditure	2,309,924	1,974,415	1,857,980	116,436	5.9%	✓	
Net Operating Surplus (Deficit)	(2,144,924)	(1,809,415)	(1,743,509)	65,906	3.6%	✓	
Total Capital Project Expenditure	224,438	174,438	141,809	32,629	18.7%	✓	Please refer to the capital project schedule for details
Events Management							
Operating Revenue Total	1,830,000	1,830,000	1,875,864	45,864	2.5%	✓	
Operating Grants, Subsidies and Contributions	1,785,000	1,785,000	1,785,000	0	0.0%	⚠	
Fees and Charges	45,000	45,000	90,864	45,864	101.9%	✓	Higher than anticipated number of banner hire applications.
Core Service Expenditure Total	1,363,763	1,267,429	1,465,672	(198,243)	(15.6%)	⊗	
Employee Costs	958,783	876,948	1,052,436	(175,489)	(20.0%)	⊗	Unfavourable variance due to reclassification of a position, cost of agency staff and city-wide vacancy adjustment.
Materials and Contracts	285,318	272,960	298,145	(25,185)	(9.2%)	⊗	
Utility Charges	1,848	1,727	577	1,150	66.6%	✓	
Insurance Expenses	33,121	31,101	30,470	631	2.0%	✓	
Other Expenditure	84,693	84,693	84,043	650	0.8%	✓	
Internal Allocations Total	662,815	603,255	614,451	(11,197)	(1.9%)	⊗	
Internal Recovery Total	0	0	11,145	11,145	0.0%	⚠	
Operating Project Expenditure Total	5,064,500	4,518,453	4,874,450	(355,997)	(7.9%)	⊗	
Christmas Concerts (incl. Nativity)	65,000	65,000	70,224	(5,224)	(8.0%)	⊗	Event is complete.
Lunar New Year	50,000	50,000	46,647	3,353	6.7%	✓	Event is complete.
New Years Eve	190,000	190,000	148,021	41,979	22.1%	✓	Event is complete.
Australia Day Program	995,000	990,950	1,290,375	(299,425)	(30.2%)	⊗	Event is complete. Overspend is offset against underspend on New Years Eve and City of Lights surplus funding.
Twilight Food Market	20,000	20,000	63,981	(43,981)	(219.9%)	⊗	Event is complete, variance to budget is due to internal charges from Activity Approvals.
City of Lights	1,420,000	1,129,678	1,168,983	(39,304)	(3.5%)	⊗	Event is complete.
Christmas Lights Trail	1,730,000	1,678,825	1,753,734	(74,909)	(4.5%)	⊗	Event is complete and final supplier invoices are now being settled.

Detail	Revised Annual Budget	YTD Budget	YTD Actual	YTD Budget Variance \$	YTD Budget Variance %	Budget Impact	Comments on Material Variances Identified - by Service
Nyumbi	40,000	40,000	40,000	0	0.0%	!	Funds moved from Leveraging and Activation to cover Memorandum of Understanding between WA Museum, Tourism WA and the City.
Leveraging and Activation	364,500	164,000	111,164	52,836	32.2%	✓	Timing variance - Scorchers Activation and Djindoon Djenu Partnership. Lightscape to be paid in June.
Neighbourhood Activations	90,000	90,000	81,803	8,197	9.1%	✓	Event is complete.
James Street Activation	100,000	100,000	99,518	482	0.5%	✓	Event has concluded, with funding provided through CBD revitalisation grant from Department of Local Government, Sports and Cultural Industries.
Total Expenditure	7,091,079	6,389,137	6,943,428	(554,291)	(8.7%)	✗	
Net Operating Surplus (Deficit)	(5,261,079)	(4,559,137)	(5,067,564)	(508,427)	(11.2%)	✗	
Total Capital Project Expenditure	0	0	0	0	0.0%	!	Please refer to the capital project schedule for details
Sponsorships & Grants							
Operating Revenue Total	0	0	0	0	0.0%	!	
Core Service Expenditure Total	645,598	585,653	723,226	(137,573)	(23.5%)	✗	
Employee Costs	593,735	543,016	679,397	(136,381)	(25.1%)	✗	Unfavourable variance due to reclassification of a position, cost of agency staff and city-wide vacancy adjustment.
Materials and Contracts	27,364	20,176	19,069	1,108	5.5%	✓	
Insurance Expenses	24,498	22,461	22,538	(77)	(0.3%)	✗	
Other Expenditure	0	0	2,223	(2,223)	0.0%	!	
Internal Allocations Total	342,859	312,050	326,111	(14,061)	(4.5%)	✗	
Internal Recovery Total	0	0	0	0	0.0%	!	
Operating Project Expenditure Total	7,900,550	4,307,452	4,615,226	(307,774)	(7.1%)	✗	
Arts and Cultural Grants	1,177,944	668,000	900,000	(232,000)	(34.7%)	✗	Program is closed for submissions and was awarded in August.
Event Sponsorship	1,344,900	1,229,500	1,245,118	(15,618)	(1.3%)	✗	Program is closed for submissions and was fully awarded in July and November.
Business Improvement Grants	371,962	125,000	112,483	12,517	10.0%	✓	Program is closed for submissions and was awarded in July.
Economic Development Sponsorship	852,500	632,539	602,762	29,778	4.7%	✓	Payments relate to sponsorship awarded across both 2021/22 and 2022/23. Program is closed.
Small Business Grants	289,957	284,463	302,936	(18,472)	(6.5%)	✗	Safer Spaces Grants awarded in 2021/22, acquittals anticipated 2022/23.
Major Events & Festivals	3,075,000	800,000	745,000	55,000	6.9%	✓	Program for 22/23 will close in June.
Sustainable Community Grants	220,483	146,928	294,186	(147,258)	(100.2%)	✗	Payments relate to grants awarded in 2021/22. Program is open to applications until the available budget has been expended.
Venue support	50,000	13,000	19,516	(6,516)	(50.1%)	✗	Program is open to applications until the available budget has been expended.
Community Insurance Support Program	50,000	5,887	5,887	0	0.0%	!	Program for 22/23 will close in June.
Local Activation Grants	467,804	402,134	387,339	14,795	3.7%	✓	Payments relate to sponsorship awarded across both 2021/22 and 2022/23. Program is closed for submissions and is fully allocated.
Total Expenditure	8,889,007	5,205,155	5,664,563	(459,409)	(8.8%)	✗	
Net Operating Surplus (Deficit)	(8,889,007)	(5,205,155)	(5,664,563)	(459,409)	(8.8%)	✗	
Total Capital Project Expenditure	0	0	0	0	0.0%	!	Please refer to the capital project schedule for details
Community Safety							
Operating Revenue Total	81,000	74,029	94,853	20,824	28.1%	✓	
Fees and Charges	54,000	49,166	68,894	19,729	40.1%	✓	Favourable variance related to increase in enforcement activity.
Other Revenue	27,000	24,863	25,959	1,096	4.4%	✓	

Figures in this view include all Internal Allocations and Internal Recoveries

Detail	Revised Annual Budget	YTD Budget	YTD Actual	YTD Budget Variance \$	YTD Budget Variance %	Budget Impact	Comments on Material Variances Identified - by Service
Figures in this view include all Internal Allocations and Internal Recoveries							
Core Service Expenditure Total	5,413,480	4,963,898	5,571,048	(607,150)	(12.2%)	⊗	
Employee Costs	4,070,443	3,722,897	4,464,435	(741,539)	(19.9%)	⊗	Variance is combination of the city wide vacancy adjustment, agency staff costs and increased hours to ensure service levels are maintained.
Materials and Contracts	420,258	384,164	323,333	60,831	15.8%	✓	Mainly related to Briefcam software upgrade not proceeding and timing variance of replacement of stores and materials.
Utility Charges	105,893	97,126	64,901	32,225	33.2%	✓	Combination of actual utility charges lower than budget and timing of telephone bills.
Depreciation	783,354	728,969	677,073	51,896	7.1%	✓	
Insurance Expenses	33,032	30,284	28,518	1,766	5.8%	✓	
Other Expenditure	500	458	372	86	18.8%	✓	
Loss On Asset Disp	0	0	12,415	(12,415)	0.0%	!	
Internal Allocations Total	2,350,952	2,140,671	2,133,130	7,541	0.4%	✓	
Internal Recovery Total	0	0	9,839	9,839	0.0%	!	
Operating Project Expenditure Total	389,000	344,076	296,186	47,890	13.9%	✓	
Community Safety Patrols	389,000	344,076	296,186	47,890	13.9%	✓	Community Safety Patrols continue throughout the city.
Total Expenditure	8,153,432	7,448,645	7,990,524	(541,880)	(7.3%)	⊗	
Net Operating Surplus (Deficit)	(8,072,432)	(7,374,616)	(7,895,672)	(521,056)	(7.1%)	⊗	
Total Capital Project Expenditure	755,500	850,583	795,516	55,068	6.5%	✓	Please refer to the capital project schedule for details
Activity Approvals							
Operating Revenue Total	834,412	804,697	869,825	65,128	8.1%	✓	
Fees and Charges	834,412	804,697	869,686	64,989	8.1%	✓	
Other Revenue	0	0	138	138	0.0%	!	
Core Service Expenditure Total	1,248,634	1,142,511	1,233,828	(91,317)	(8.0%)	⊗	
Employee Costs	1,213,786	1,110,034	1,211,092	(101,057)	(9.1%)	⊗	
Materials and Contracts	7,042	6,455	5,106	1,350	20.9%	✓	
Utility Charges	11,958	11,491	3,050	8,441	73.5%	✓	
Insurance Expenses	15,849	14,531	14,581	(50)	(0.3%)	⊗	
Internal Allocations Total	766,723	699,091	695,506	3,585	0.5%	✓	
Internal Recovery Total	110,109	110,095	145,657	35,561	32.3%	✓	
Operating Project Expenditure Total	0	0	0	0	0.0%	!	
Total Expenditure	1,905,248	1,731,507	1,783,677	(52,170)	(3.0%)	⊗	
Net Operating Surplus (Deficit)	(1,070,837)	(926,810)	(913,853)	12,957	1.4%	✓	
Total Capital Project Expenditure	0	0	0	0	0.0%	!	Please refer to the capital project schedule for details
Public Health Management							
Operating Revenue Total	712,014	613,270	576,308	(36,962)	(6.0%)	⊗	
Fees and Charges	692,566	610,982	573,655	(37,327)	(6.1%)	⊗	
Other Revenue	2,500	2,288	2,653	365	16.0%	✓	
Profit On Asset Disp	16,948	0	0	0	0.0%	!	

Detail	Revised Annual Budget	YTD Budget	YTD Actual	YTD Budget Variance \$	YTD Budget Variance %	Budget Impact	Comments on Material Variances Identified - by Service
Figures in this view include all Internal Allocations and Internal Recoveries							
Core Service Expenditure Total	1,853,586	1,693,797	1,732,718	(38,921)	(2.3%)	⊗	
Employee Costs	1,477,744	1,351,487	1,441,777	(90,290)	(6.7%)	⊗	
Materials and Contracts	354,071	322,387	272,375	50,012	15.5%	⊙	Timing variance - pest control program commenced.
Utility Charges	1,746	1,564	164	1,400	89.5%	⊙	Telecommunication charges lower than expected and hire costs for Crosscom had been charged in error, journal to adjust to be completed in June.
Depreciation	8,256	7,568	7,575	(7)	(0.1%)	⊗	
Insurance Expenses	11,769	10,790	10,827	(37)	(0.3%)	⊗	
Internal Allocations Total	809,081	737,324	732,413	4,911	0.7%	⊙	
Internal Recovery Total	2,900	2,624	6,025	3,400	129.6%	⊙	
Operating Project Expenditure Total	0	0	0	0	0.0%	⊙	
Total Expenditure	2,659,767	2,428,496	2,459,106	(30,610)	(1.3%)	⊗	
Net Operating Surplus (Deficit)	(1,947,753)	(1,815,226)	(1,882,798)	(67,572)	(3.7%)	⊗	
Total Capital Project Expenditure	28,000	28,000	27,770	230	0.8%	⊙	Please refer to the capital project schedule for details
Community Facilities							
Operating Revenue Total	217,999	209,891	254,164	44,273	21.1%	⊙	
Fees and Charges	216,651	208,703	253,091	44,388	21.3%	⊙	Favourable variance due to increased events bookings including events for 'World Transplant Games' and 'Candlelight Concerts - Jan to Dec 2023'
Other Revenue	1,348	1,188	1,073	(115)	(9.7%)	⊗	
Core Service Expenditure Total	763,070	695,964	753,941	(57,978)	(8.3%)	⊗	
Employee Costs	435,833	395,447	441,473	(46,026)	(11.6%)	⊗	Variance is due to a combination of city-wide vacancy adjustment and additional hours for customer facing staff to ensure service levels are maintained for events.
Materials and Contracts	63,411	57,597	52,528	5,068	8.8%	⊙	
Utility Charges	43,081	39,979	40,072	(93)	(0.2%)	⊗	
Depreciation	202,274	185,634	202,563	(16,929)	(9.1%)	⊗	
Insurance Expenses	13,940	12,781	12,824	(44)	(0.3%)	⊗	
Other Expenditure	4,531	4,527	4,481	46	1.0%	⊙	
Internal Allocations Total	384,312	344,754	417,007	(72,253)	(21.0%)	⊗	
Internal Recovery Total	22,784	22,339	27,974	5,634	25.2%	⊙	
Operating Project Expenditure Total	0	0	0	0	0.0%	⊙	
Total Expenditure	1,124,598	1,018,378	1,142,975	(124,597)	(12.2%)	⊗	
Net Operating Surplus (Deficit)	(906,600)	(808,487)	(888,810)	(80,323)	(9.9%)	⊗	
Total Capital Project Expenditure	0	0	0	0	0.0%	⊙	Please refer to the capital project schedule for details

 **Planning and Economic Development Alliance Variances by Alliance & Service**

31 May - 2023

Attachment C

Detail	Revised Annual Budget	YTD Budget	YTD Actual	YTD Budget Variance \$	YTD Budget Variance %	Budget Impact	Comments on Material Variances Identified - by Service
Financial Summary - Planning and Economic Development Alliance							
Operating Revenue	1,002,602	958,276	1,802,983	844,707	88.1%	✓	
Core Service Total Expenditure	10,429,545	9,506,701	8,472,849	1,033,853	10.9%	✓	
Internal Allocations Total	5,155,881	4,698,273	4,749,677	(51,404)	(1.1%)	✗	
Internal Recovery Total	826,875	754,154	794,263	40,109	5.3%	✓	
Recoverable works Total	0	0	0	0	0.0%	!	
Operating Project Expenditure Total	1,415,500	1,148,761	602,405	546,356	47.6%	✓	
Total Expenditure	16,174,051	14,599,580	13,030,667	1,568,913	10.7%	✓	
Net Operating Surplus (Deficit)	(15,171,449)	(13,641,304)	(11,227,684)	2,413,620	17.7%	✓	
Total Capital Project Expenditure	1,084,670	722,849	503,357	219,492	30.4%	✓	

Figures in this view include all Internal Allocations and Internal Recoveries

Financial Summary - Planning and Economic Development Alliance Services

Leadership - Planning and Economic Development

Operating Revenue Total	0	0	0	0	0.0%	!	
Core Service Expenditure Total	487,431	447,398	503,140	(55,742)	(12.5%)	✗	
Employee Costs	439,182	403,300	463,227	(59,927)	(14.9%)	✗	Additional staff requirements.
Materials and Contracts	32,500	29,792	30,243	(451)	(1.5%)	✗	
Utility Charges	12,021	10,889	7,327	3,562	32.7%	✓	Lower than expected telephone usage.
Insurance Expenses	2,528	2,317	2,325	(8)	(0.3%)	✗	
Other Expenditure	1,200	1,100	18	1,082	98.3%	✓	
Internal Allocations Total	354,386	321,702	289,050	32,653	10.2%	✓	
Internal Recovery Total	826,875	754,154	792,181	38,027	5.0%	✓	
Operating Project Expenditure Total	25,000	15,000	0	15,000	100.0%	✓	
Strategic Plan for Perth	25,000	15,000	0	15,000	100.0%	✓	Currently awaiting clarity of scope from the State Government.
Total Expenditure	39,942	29,947	8	29,938	100.0%	✓	
Net Operating Surplus (Deficit)	(39,942)	(29,947)	(8)	29,938	100.0%	✓	
Total Capital Project Expenditure	0	0	0	0	0.0%	!	Please refer to the capital project schedule for details

City Future

Operating Revenue Total	0	0	0	0	0.0%	!	
Core Service Expenditure Total	182,256	166,812	179,574	(12,762)	(7.7%)	✗	
Employee Costs	176,275	161,328	175,727	(14,399)	(8.9%)	✗	Relates to vacancy adjustment while fully staffed.
Materials and Contracts	1,800	1,650	0	1,650	100.0%	✓	

Detail	Revised Annual Budget	YTD Budget	YTD Actual	YTD Budget Variance \$	YTD Budget Variance %	Budget Impact	Comments on Material Variances Identified - by Service
Insurance Expenses	4,181	3,834	3,847	(13)	(0.3%)	✘	
Internal Allocations Total	81,447	74,168	77,082	(2,914)	(3.9%)	✘	
Internal Recovery Total	0	0	0	0	0.0%	!	
Operating Project Expenditure Total	0	0	0	0	0.0%	!	
Total Expenditure	263,703	240,980	256,656	(15,676)	(6.5%)	✘	
Net Operating Surplus (Deficit)	(263,703)	(240,980)	(256,656)	(15,676)	(6.5%)	✘	
Total Capital Project Expenditure	0	0	0	0	0.0%	!	Please refer to the capital project schedule for details
City Planning							
Operating Revenue Total	50,000	50,000	51,677	1,677	3.4%	✓	
Operating Grants, Subsidies and Contributions	50,000	50,000	50,000	0	0.0%	!	Relates to contribution for work related to UWA QE2 Precinct Plan.
Fees and Charges	0	0	1,677	1,677	0.0%	!	
Core Service Expenditure Total	1,686,111	1,537,281	1,354,381	182,900	11.9%	✓	
Employee Costs	1,589,980	1,453,634	1,302,618	151,016	10.4%	✓	Employee vacancies.
Materials and Contracts	81,900	70,600	38,763	31,837	45.1%	✓	Relates to scheme amendment works which is dependant on amendment requests.
Insurance Expenses	14,131	12,955	13,000	(44)	(0.3%)	✘	
Other Expenditure	100	92	0	92	100.0%	✓	
Internal Allocations Total	939,696	855,515	873,855	(18,340)	(2.1%)	✘	
Internal Recovery Total	0	0	0	0	0.0%	!	
Operating Project Expenditure Total	867,500	786,653	376,285	410,368	52.2%	✓	
Local Planning Scheme No. 3	617,500	561,653	328,670	232,984	41.5%	✓	Majority of budget committed for heritage and character area work, with monthly progress instalments. Consultant work on Residential Design Codes complete with final payment to be made in June. Consultant brief drafted and will be released shortly.
UWA QEII Precinct Plan	250,000	225,000	47,616	177,384	78.8%	✓	Consultants appointed to prepare the Infrastructure and Service Strategy; Transport Impact Assessment Report; Parking Management Study; and Local Water Management Strategy. Tender for the preparation of the precinct plan finalised for release shortly. \$114K nominated to be carried forward as part of the appointment of a consultant to prepare the Precinct Plan.
Total Expenditure	3,493,307	3,179,449	2,604,522	574,928	18.1%	✓	
Net Operating Surplus (Deficit)	(3,443,307)	(3,129,449)	(2,552,845)	576,604	18.4%	✓	
Total Capital Project Expenditure	0	0	57	(57)	0.0%	!	Please refer to the capital project schedule for details
Development Approvals							
Operating Revenue Total	405,102	364,884	396,244	31,359	8.6%	✓	
Fees and Charges	400,000	364,884	396,244	31,359	8.6%	✓	A higher number of development applications of significant value received.
Profit On Asset Disp	5,102	0	0	0	0.0%	!	Timing variance replacement fleet and plant.
Core Service Expenditure Total	1,385,074	1,266,910	1,080,825	186,085	14.7%	✓	
Employee Costs	1,314,893	1,202,623	1,040,561	162,062	13.5%	✓	Employee vacancies.
Materials and Contracts	63,740	58,381	33,430	24,951	42.7%	✓	Timing variance related to payment of invoices for members of Design Review Panel.
Insurance Expenses	6,342	5,814	6,834	(1,020)	(17.5%)	✘	
Other Expenditure	100	92	0	92	100.0%	✓	

Figures in this view include all Internal Allocations and Internal Recoveries

Detail	Revised Annual Budget	YTD Budget	YTD Actual	YTD Budget Variance \$	YTD Budget Variance %	Budget Impact	Comments on Material Variances Identified - by Service
Internal Allocations Total	929,646	850,118	838,451	11,667	1.4%	✓	
Internal Recovery Total	0	0	1,862	1,862	0.0%	!	
Operating Project Expenditure Total	0	0	0	0	0.0%	!	
Total Expenditure	2,314,720	2,117,028	1,917,415	199,613	9.4%	✓	
Net Operating Surplus (Deficit)	(1,909,618)	(1,752,144)	(1,521,171)	230,973	13.2%	✓	
Total Capital Project Expenditure	0	0	0	0	0.0%	!	Please refer to the capital project schedule for details
Building Approvals							
Operating Revenue Total	547,500	543,392	1,332,418	789,026	145.2%	✓	
Fees and Charges	540,000	534,837	1,327,106	792,269	148.1%	✓	Building permit application received for significant City Deal project.
Other Revenue	7,500	8,555	5,313	(3,243)	(37.9%)	✗	Building and Construction Industry Training Fund (BCITF) related revenue dependant on volume of applications.
Core Service Expenditure Total	1,244,199	1,138,271	1,039,235	99,035	8.7%	✓	
Employee Costs	1,182,452	1,081,409	987,931	93,478	8.6%	✓	Employee vacancies.
Materials and Contracts	55,320	50,969	45,483	5,486	10.8%	✓	Timing related variance for offsite documentation storage.
Insurance Expenses	6,328	5,802	5,821	(20)	(0.3%)	✗	
Other Expenditure	100	92	0	92	100.0%	✓	
Internal Allocations Total	608,887	556,391	556,398	(6)	(0.0%)	✗	
Internal Recovery Total	0	0	220	220	0.0%	!	
Operating Project Expenditure Total	0	0	0	0	0.0%	!	
Total Expenditure	1,853,086	1,694,662	1,595,413	99,249	5.9%	✓	
Net Operating Surplus (Deficit)	(1,305,586)	(1,151,270)	(262,994)	888,275	77.2%	✓	
Total Capital Project Expenditure	0	0	0	0	0.0%	!	Please refer to the capital project schedule for details
Transport and Urban Design							
Operating Revenue Total	0	0	22,645	22,645	0.0%	!	New income related to E-Scooter scheme
Other Revenue	0	0	22,645	22,645	0.0%	!	
Core Service Expenditure Total	2,623,470	2,398,141	2,063,785	334,356	13.9%	✓	
Employee Costs	2,402,410	2,197,467	1,908,369	289,098	13.2%	✓	Employee vacancies.
Materials and Contracts	201,890	183,098	137,785	45,313	24.7%	✓	3D software data optimisation and updates no longer required.
Depreciation	2,976	2,728	2,732	(4)	(0.2%)	✗	
Insurance Expenses	16,194	14,847	14,898	(51)	(0.3%)	✗	
Internal Allocations Total	1,290,049	1,173,918	1,203,889	(29,971)	(2.6%)	✗	
Internal Recovery Total	0	0	0	0	0.0%	!	
Operating Project Expenditure Total	320,000	179,108	142,302	36,806	20.5%	✓	
Playground Design Program	0	0	2,041	(2,041)	0.0%	!	Late invoice from prior year.
Renewal - Street Furniture	0	0	4,453	(4,453)	0.0%	!	Non capitalised expenditure
Transport Strategy	5,000	5,000	4,545	455	9.1%	✓	
East End Revitalisation Road Safety Audit responses	35,000	20,000	8,420	11,580	57.9%	✓	Approval from Main Roads WA received. Signage design completed and installation finalised in June.
Dog Parks	0	0	38,158	(38,158)	0.0%	!	Non capitalised expenditure

Figures in this view include all Internal Allocations and Internal Recoveries

Detail	Revised Annual Budget	YTD Budget	YTD Actual	YTD Budget Variance \$	YTD Budget Variance %	Budget Impact	Comments on Material Variances Identified - by Service
Perth Parking Management Act Review	60,000	(15,000)	0	(15,000)	100.0%	✓	Funds partially utilised/transferred for City of Perth Sustainability website.
Claisebrook Cove - Public Realm Rectification Plan	200,000	149,108	84,280	64,828	43.5%	✓	Final concept plan to be completed in June.
Roe Street Enhancement (Fitzgerald to Beaufort) - post const	20,000	20,000	0	20,000	100.0%	✓	Safety audit will be undertaken when construction is finished in June 2023.
Entry Statements	0	0	404	(404)	0.0%	!	Non-capital catering costs for Elders' consultation session.
Total Expenditure	4,233,519	3,751,166	3,409,976	341,191	9.1%	✓	
Net Operating Surplus (Deficit)	(4,233,519)	(3,751,166)	(3,387,331)	363,835	9.7%	✓	
Total Capital Project Expenditure	998,650	636,829	443,350	193,479	30.4%	✓	Please refer to the capital project schedule for details
Economic Development							
Operating Revenue Total	0	0	0	0	0.0%	!	
Core Service Expenditure Total	2,290,068	2,066,151	1,779,480	286,671	13.9%	✓	
Employee Costs	1,642,417	1,502,019	1,379,243	122,776	8.2%	✓	Employee vacancies.
Materials and Contracts	635,000	552,533	339,524	213,009	38.6%	✓	International engagement budget utilised for World Energy Cities Partnership (WECP) travel in other expenditure. No further significant events scheduled for international engagement. Chamber of Commerce and Industry WA bounce back program has received fewer registrations than anticipated and staff availability has contributed to underspend. Investment profile was completed in house resulting in savings.
Insurance Expenses	12,651	11,599	11,638	(40)	(0.3%)	✗	
Other Expenditure	0	0	49,074	(49,074)	0.0%	!	World Energies Cities partnership Denmark travel expenses.
Internal Allocations Total	758,575	690,672	730,779	(40,107)	(5.8%)	✗	
Internal Recovery Total	0	0	0	0	0.0%	!	
Operating Project Expenditure Total	80,000	80,000	10,564	69,436	86.8%	✓	
Technology Action Plan	80,000	80,000	8,964	71,036	88.8%	✓	Stakeholder workshop undertaken in February. Independent consultant review undertaken and feedback will be incorporated into the action plan and subsequently referred to Council for approval in June. Further invoicing to be received for 22/23 financial year. Work under taken inhouse hence savings made in project.
Smart Cities - Data Hub Phase 2 Ops	0	0	1,600	(1,600)	0.0%	!	
Total Expenditure	3,128,643	2,836,823	2,520,823	316,000	11.1%	✓	
Net Operating Surplus (Deficit)	(3,128,643)	(2,836,823)	(2,520,823)	316,000	11.1%	✓	
Total Capital Project Expenditure	86,020	86,020	59,950	26,070	30.3%	✓	Please refer to the capital project schedule for details
Sustainability							
Operating Revenue Total	0	0	0	0	0.0%	!	
Core Service Expenditure Total	530,935	485,738	472,428	13,310	2.7%	✓	
Employee Costs	530,935	485,738	472,428	13,310	2.7%	✓	
Internal Allocations Total	193,195	175,787	180,173	(4,386)	(2.5%)	✗	
Internal Recovery Total	0	0	0	0	0.0%	!	
Operating Project Expenditure Total	123,000	88,000	73,253	14,747	16.8%	✓	

Figures in this view include all Internal Allocations and Internal Recoveries

Detail	Revised Annual Budget	YTD Budget	YTD Actual	YTD Budget Variance \$	YTD Budget Variance %	Budget Impact	Comments on Material Variances Identified - by Service
Nabers Energy Rating and reporting for Council House	8,000	8,000	6,177	1,823	22.8%	✓	Assessment complete and compliance achieved. Project completed
Sustainability Strategy Implementation Plan Initiatives	65,000	30,000	40,455	(10,455)	(34.9%)	✗	Finalised draft of Sustainability Implementation Action Plan presented at the Elected Member Engagement Session (EMES) in May. Draft Sustainable Cities Assessment presented to executive leadership team in May.
Integrated Water Management Plan Delivery	50,000	50,000	26,621	23,379	46.8%	✓	The draft Integrated Water Plan was presented to the executive leadership team in May.
Total Expenditure	847,130	749,525	725,854	23,671	3.2%	✓	
Net Operating Surplus (Deficit)	(847,130)	(749,525)	(725,854)	23,671	3.2%	✓	
Total Capital Project Expenditure	0	0	0	0	0.0%	⚠	Please refer to the capital project schedule for details

Figures in this view include all Internal Allocations and Internal Recoveries

 **Infrastructure and Operations Alliance Variances by Alliance & Service**

31 May - 2023

Attachment C

Detail	Revised Annual Budget	YTD Budget	YTD Actual	YTD Budget Variance \$	YTD Budget Variance %	Budget Impact	Comments on Material Variances Identified - by Service
Financial Summary - Infrastructure and Operations Alliance							
Operating Revenue	11,281,649	11,014,338	11,361,449	347,111	3.2%	✓	
Core Service Total Expenditure	56,250,452	51,468,537	56,242,848	(4,774,312)	(9.3%)	✗	
Internal Allocations Total	26,157,015	23,921,705	24,522,520	(600,815)	(2.5%)	✗	
Internal Recovery Total	19,210,763	17,590,365	18,055,463	465,098	2.6%	✓	
Recoverable works Total	(26,947)	(26,947)	20,963	(47,910)	177.8%	✓	
Operating Project Expenditure Total	2,310,085	2,099,802	2,314,358	(214,555)	(10.2%)	✗	
Total Expenditure	65,479,842	59,872,732	65,045,226	(5,172,494)	(8.6%)	✗	
Net Operating Surplus (Deficit)	(54,198,193)	(48,858,394)	(53,683,777)	(4,825,383)	(9.9%)	✗	
Total Capital Project Expenditure	52,810,475	36,918,420	35,945,006	973,414	2.6%	✓	

Figures in this view include all Internal Allocations and Internal Recoveries

Financial Summary - Infrastructure and Operations Alliance Services

Engineering and Design

Operating Revenue Total	6,121	0	0	0	0.0%	!	
Profit On Asset Disp	6,121	0	0	0	0.0%	!	
Core Service Expenditure Total	1,237,670	1,106,711	915,835	190,876	17.2%	✓	
Employee Costs	942,176	861,961	843,448	18,512	2.1%	✓	
Materials and Contracts	288,500	238,351	68,025	170,326	71.5%	✓	No requirement for HVAC and infrastructure server maintenance to date as well as general contractor requirements.
Utility Charges	2,726	2,486	435	2,051	82.5%	✓	
Insurance Expenses	4,268	3,913	3,927	(13)	(0.3%)	✗	
Internal Allocations Total	547,392	498,243	503,076	(4,833)	(1.0%)	✗	
Internal Recovery Total	0	0	0	0	0.0%	!	
Operating Project Expenditure Total	0	0	0	0	0.0%	!	
Total Expenditure	1,785,062	1,604,954	1,418,910	186,043	11.6%	✓	
Net Operating Surplus (Deficit)	(1,778,941)	(1,604,954)	(1,418,910)	186,043	11.6%	✓	
Total Capital Project Expenditure	28,000	28,000	117,061	(89,061)	(318.1%)	✗	Please refer to the capital project schedule for details

Leadership - Infrastructure and Operations

Operating Revenue Total	0	0	0	0	0.0%	!	
Core Service Expenditure Total	511,160	464,709	567,091	(102,382)	(22.0%)	✗	
Employee Costs	425,052	388,438	509,435	(120,996)	(31.1%)	✗	Resource required for Elizabeth Quay asset handover and review.
Materials and Contracts	66,150	58,453	50,012	8,441	14.4%	✓	Timing variance related to printing and stationery expenditure.

Detail	Revised Annual Budget	YTD Budget	YTD Actual	YTD Budget Variance \$	YTD Budget Variance %	Budget Impact	Comments on Material Variances Identified - by Service
Utility Charges	9,395	8,704	3,483	5,221	60.0%	✓	
Insurance Expenses	3,063	2,808	2,818	(10)	(0.3%)	✗	
Other Expenditure	7,500	6,305	1,344	4,962	78.7%	✓	Lower travel expenditure requirements to date.
Internal Allocations Total	410,266	372,272	346,568	25,704	6.9%	✓	
Internal Recovery Total	934,497	852,417	905,838	53,421	6.3%	✓	
Operating Project Expenditure Total	530,000	530,000	436,343	93,658	17.7%	✓	
Normalisation of Elizabeth Quay Assets	425,000	425,000	357,576	67,424	15.9%	✓	
Causeway Pedestrian/Cycle bridge	85,000	85,000	68,250	16,750	19.7%	✓	Timing variance for costs associated with the City engaging a senior specialist consultant to undertake the activities associated with the normalisation (handover) of assets at the specified location. This is a specialist skill set is not available within the City's normal FTE allocation.
Waterbank	20,000	20,000	10,516	9,484	47.4%	✓	
Total Expenditure	516,929	514,564	444,163	70,401	13.7%	✓	
Net Operating Surplus (Deficit)	(516,929)	(514,564)	(444,163)	70,401	13.7%	✓	
Total Capital Project Expenditure	0	0	0	0	0.0%	!	Please refer to the capital project schedule for details
Asset Management							
Operating Revenue Total	0	0	0	0	0.0%	!	
Core Service Expenditure Total	1,084,575	985,888	1,024,616	(38,728)	(3.9%)	✗	
Employee Costs	883,416	808,259	836,775	(28,515)	(3.5%)	✗	Vacancy adjustment applied while service is fully staffed.
Materials and Contracts	194,685	171,693	181,782	(10,089)	(5.9%)	✗	Riverbank assessment yet to take place. Street lighting assessment completed. Investment property valuations undertaken in April. DAIP audit of pedestrian ramps and tactiles conducted in May.
Utility Charges	0	0	104	(104)	0.0%	!	
Insurance Expenses	6,473	5,935	5,955	(20)	(0.3%)	✗	
Internal Allocations Total	567,301	516,918	513,534	3,384	0.7%	✓	
Internal Recovery Total	0	0	0	0	0.0%	!	
Operating Project Expenditure Total	0	0	0	0	0.0%	!	
Total Expenditure	1,651,876	1,502,806	1,538,150	(35,344)	(2.4%)	✗	
Net Operating Surplus (Deficit)	(1,651,876)	(1,502,806)	(1,538,150)	(35,344)	(2.4%)	✗	
Total Capital Project Expenditure	0	0	236,980	(236,980)	0.0%	!	Please refer to the capital project schedule for details
Asset Maintenance							
Operating Revenue Total	185,242	164,734	210,989	46,255	28.1%	✓	
Operating Grants, Subsidies and Contributions	141,296	141,296	183,301	42,004	29.7%	✓	Main roads grant slightly higher than budgeted. One off contribution from Watercorp for prior work undertaken by City of Perth on Royal Street.
Other Revenue	25,000	23,437	27,688	4,251	18.1%	✓	Reimbursed power supply costs transferred from Activity Approvals.
Profit On Asset Disp	18,946	0	0	0	0.0%	!	
Core Service Expenditure Total	25,648,891	23,552,175	25,102,517	(1,550,342)	(6.6%)	✗	
Employee Costs	2,338,847	2,141,437	2,585,060	(443,623)	(20.7%)	✗	Vacant positions filled at higher agency staff rates as well as new position requirements added.
Materials and Contracts	2,484,780	2,103,858	2,035,064	68,794	3.3%	✓	Lower street lighting maintenance requirements partially offset by increased requirements in drainage and cycle way maintenance needs.

Figures in this view include all Internal Allocations and Internal Recoveries

Detail	Revised Annual Budget	YTD Budget	YTD Actual	YTD Budget Variance \$	YTD Budget Variance %	Budget Impact	Comments on Material Variances Identified - by Service
Utility Charges	807,256	740,882	726,390	14,492	2.0%	✓	
Depreciation	18,042,771	16,641,653	17,137,436	(495,783)	(3.0%)	✗	Higher depreciation attributed to street lighting assets and street furniture.
Insurance Expenses	71,123	65,207	68,430	(3,223)	(4.9%)	✗	
Interest Expense	2,829	2,593	2,645	(52)	(2.0%)	✗	
Loss On Asset Disp	1,901,286	1,856,544	2,547,492	(690,948)	(37.2%)	✗	Loss on asset disposal relates to drainage and road reserves.
Internal Allocations Total	3,227,559	2,948,247	3,393,786	(445,539)	(15.1%)	✗	
Internal Recovery Total	1,214,816	1,113,581	1,659,703	546,121	49.0%	✓	
Operating Project Expenditure Total	1,470,000	1,413,038	1,389,003	24,035	1.7%	✓	
Lighting - Park Ave	0	0	2,319	(2,319)	0.0%	!	
Renewal - Park Furniture	0	0	250	(250)	0.0%	!	
Christmas Decorations	1,470,000	1,413,038	1,371,959	41,079	2.9%	✓	Final commitments raised for remainder of the project within the full year budget.
Renewal - Electrical Lighting - Mitigation Old Bunbury Cr	0	0	14,474	(14,474)	0.0%	!	
Total Expenditure	29,131,634	26,799,879	28,225,603	(1,425,724)	(5.3%)	✗	
Net Operating Surplus (Deficit)	(28,946,392)	(26,635,145)	(28,014,614)	(1,379,469)	(5.2%)	✗	
Total Capital Project Expenditure	1,393,426	565,003	5,086,281	(4,521,278)	(800.2%)	✗	Please refer to the capital project schedule for details
Project Delivery							
Operating Revenue Total	0	0	0	0	0.0%	!	
Core Service Expenditure Total	1,684,447	1,543,645	1,523,765	19,880	1.3%	✓	
Employee Costs	1,640,800	1,501,600	1,477,597	24,003	1.6%	✓	
Materials and Contracts	33,000	32,284	34,312	(2,029)	(6.3%)	✗	
Utility Charges	320	293	2,355	(2,062)	(703.6%)	✗	
Insurance Expenses	10,328	9,469	9,501	(32)	(0.3%)	✗	
Internal Allocations Total	986,004	897,187	900,283	(3,096)	(0.3%)	✗	
Internal Recovery Total	0	0	0	0	0.0%	!	
Operating Project Expenditure Total	85	85	298,434	(298,350)	(352,659.0%)	✗	
Civil Structure - JH Abrahams Revetment Wall	0	0	47,055	(47,055)	0.0%	!	Relates to surplus DBCA grant funding to be returned.
Renewal - Electrical Lighting - Royal St	0	0	1,301	(1,301)	0.0%	!	
Building - Toilet/change rooms Langley Park	0	0	2,928	(2,928)	0.0%	!	Reactive painting works.
Renewal - Buildings - Universal Access Improvement	0	0	(122)	122	0.0%	!	
CBD Transport Projects	0	0	141,196	(141,196)	0.0%	!	Operating consultancy expenditure related to capital project Causeway pedestrian bridge.
Building - Emergency Works	0	0	18,809	(18,809)	0.0%	!	Operating expense for depot modifications
Landscaping and Hostile Vehicle Incursion Prevention	0	0	8,982	(8,982)	0.0%	!	Non capitalised costs for project.
Retail Mall Enhancement (B)	85	85	85	0	0.0%	!	Landgate operating expenses for project.
Renewal - Path - Broadway	0	0	7,672	(7,672)	0.0%	!	Operating expenses relating to renewal works.
JH Abrahams Boardwalk / Viewing platform	0	0	4,809	(4,809)	0.0%	!	
Renewal - Path - Francis St	0	0	5,928	(5,928)	0.0%	!	Operating expenses related to relocation of tactiles.
Renewal - Blue Boat House Timber Stairs	0	0	1,581	(1,581)	0.0%	!	
Renewal - Kerb - Royal St	0	0	49,066	(49,066)	0.0%	!	Non capitalised costs related to kerb renewals.
East End Revitalisation	0	0	9,144	(9,144)	0.0%	!	Non capitalised costs for project.
Total Expenditure	2,670,536	2,440,917	2,722,482	(281,565)	(11.5%)	✗	

Figures in this view include all Internal Allocations and Internal Recoveries

Detail	Revised Annual Budget	YTD Budget	YTD Actual	YTD Budget Variance \$	YTD Budget Variance %	Budget Impact	Comments on Material Variances Identified - by Service
Net Operating Surplus (Deficit)	(2,670,536)	(2,440,917)	(2,722,482)	(281,565)	(11.5%)	✗	
Total Capital Project Expenditure	46,921,234	34,107,208	28,676,769	5,430,439	15.9%	✓	Please refer to the capital project schedule for details
Parks and Environment Operations							
Operating Revenue Total	361,694	315,948	338,537	22,590	7.1%	✓	
Operating Grants, Subsidies and Contributions	343,790	315,141	335,331	20,190	6.4%	✓	Contract increase in income for servicing of Heirisson Island and Narrows interchange locations.
Other Revenue	880	807	3,207	2,400	297.5%	✓	Minor work administration cost recoveries.
Profit On Asset Disp	17,024	0	0	0	0.0%	!	Timing difference on asset sales
Core Service Expenditure Total	9,597,978	8,874,354	12,541,456	(3,667,102)	(41.3%)	✗	
Employee Costs	5,119,485	4,684,450	4,545,083	139,367	3.0%	✓	Vacancies
Materials and Contracts	3,022,682	2,854,712	2,873,592	(18,880)	(0.7%)	✗	Lower turf renovation requirements. This was offset by higher programmed tree planting and pruning activities.
Utility Charges	376,724	344,848	384,214	(39,366)	(11.4%)	✗	Higher power requirements across multiple locations.
Depreciation	1,031,197	946,438	1,015,428	(68,990)	(7.3%)	✗	Higher value of parks and garden assets.
Insurance Expenses	46,889	42,990	46,502	(3,512)	(8.2%)	✗	
Other Expenditure	1,000	917	5,727	(4,810)	(524.8%)	✗	Relates to the Emergency Services Levy charge for various parks locations.
Loss On Asset Disp	0	0	3,670,910	(3,670,910)	0.0%	!	Relates to loss on disposals of scrapped assets in parks and gardens and assets at Wellington Square.
Internal Allocations Total	7,187,096	6,577,888	7,041,444	(463,555)	(7.0%)	✗	
Internal Recovery Total	4,932,412	4,521,378	4,320,322	(201,056)	(4.4%)	✗	
Operating Project Expenditure Total	70,000	56,680	56,680	0	0.0%	!	
Arborist Assessment of Street/ Carpark Trees	70,000	56,680	56,680	0	0.0%	!	Tree risk assessment have been completed and the project finalised.
Total Expenditure	11,922,661	10,987,545	15,319,257	(4,331,712)	(39.4%)	✗	
Net Operating Surplus (Deficit)	(11,560,967)	(10,671,597)	(14,980,720)	(4,309,123)	(40.4%)	✗	
Total Capital Project Expenditure	2,703,608	1,773,532	1,438,350	335,182	18.9%	✓	Please refer to the capital project schedule for details
Fleet and Depot Services							
Operating Revenue Total	104,318	81,636	254,541	172,906	211.8%	✓	
Operating Grants, Subsidies and Contributions	80,000	70,164	76,042	5,878	8.4%	✓	
Profit On Asset Disp	24,318	11,472	178,499	167,027	1456.0%	✓	Mainly attributed from the sale of a rubbish truck and a road sweeper.
Core Service Expenditure Total	4,746,486	4,337,102	4,547,674	(210,572)	(4.9%)	✗	
Employee Costs	1,270,129	1,152,176	1,215,447	(63,271)	(5.5%)	✗	City wide vacancy adjustment is causing an unfavourable variance as the unit is fully staffed.
Materials and Contracts	1,592,445	1,455,983	1,577,106	(121,122)	(8.3%)	✗	Higher fuel and contractor costs partially offset by lower stores and materials requirements.
Utility Charges	61,363	55,675	55,899	(224)	(0.4%)	✗	
Depreciation	1,647,552	1,510,476	1,498,189	12,287	0.8%	✓	
Insurance Expenses	146,497	134,292	146,247	(11,955)	(8.9%)	✗	
Other Expenditure	28,500	28,500	36,879	(8,379)	(29.4%)	✗	Emergency services levy charge for the depot was higher than budgeted.
Loss On Asset Disp	0	0	17,908	(17,908)	0.0%	!	Written off vehicle, recovered through insurance.
Internal Allocations Total	1,885,210	1,721,007	1,638,914	82,093	4.8%	✓	
Internal Recovery Total	5,407,880	4,955,120	5,221,030	265,910	5.4%	✓	
Operating Project Expenditure Total	0	0	0	0	0.0%	!	
Total Expenditure	1,223,815	1,102,989	965,559	137,430	12.5%	✓	

Figures in this view include all Internal Allocations and Internal Recoveries

Detail	Revised Annual Budget	YTD Budget	YTD Actual	YTD Budget Variance \$	YTD Budget Variance %	Budget Impact	Comments on Material Variances Identified - by Service
Net Operating Surplus (Deficit)	(1,119,497)	(1,021,354)	(711,018)	310,336	30.4%	✓	
Total Capital Project Expenditure	70,000	50,050	130	49,920	99.7%	✓	Please refer to the capital project schedule for details
Waste and Cleaning							
Operating Revenue Total	10,624,274	10,452,021	10,557,382	105,361	1.0%	✓	
Operating Grants, Subsidies and Contributions	0	0	682	682	0.0%	!	
Fees and Charges	10,058,626	9,947,854	9,899,876	(47,978)	(0.5%)	✗	
Other Revenue	550,000	504,167	656,824	152,657	30.3%	✓	Container deposit scheme volumes higher than budgeted.
Profit On Asset Disp	15,648	0	0	0	0.0%	!	
Core Service Expenditure Total	11,739,244	10,603,952	10,019,894	584,058	5.5%	✓	
Employee Costs	7,762,123	7,063,454	6,844,805	218,649	3.1%	✓	Vacancies
Materials and Contracts	3,803,487	3,466,138	3,096,385	369,753	10.7%	✓	Lower than expected number of bin purchases and tipping fee volumes.
Utility Charges	10,372	9,800	11,948	(2,148)	(21.9%)	✗	Increased power and telecommunications expenses.
Depreciation	6,660	6,105	6,109	(4)	(0.1%)	✗	
Insurance Expenses	63,758	58,455	59,655	(1,200)	(2.1%)	✗	
Other Expenditure	0	0	992	(992)	0.0%	!	
Loss On Asset Disp	92,844	0	0	0	0.0%	!	
Internal Allocations Total	11,346,188	10,389,942	10,184,916	205,026	2.0%	✓	
Internal Recovery Total	6,721,157	6,147,868	5,948,570	(199,299)	(3.2%)	✗	
Operating Project Expenditure Total	240,000	100,000	133,898	(33,898)	(33.9%)	✗	
Waste Compositional Audit	240,000	100,000	133,898	(33,898)	(33.9%)	✗	All four waste compositional audits have been completed.
Total Expenditure	16,604,275	14,946,025	14,390,139	555,887	3.7%	✓	
Net Operating Surplus (Deficit)	(5,980,001)	(4,494,005)	(3,832,757)	661,248	14.7%	✓	
Total Capital Project Expenditure	1,694,207	394,626	389,434	5,192	1.3%	✓	Please refer to the capital project schedule for details

Figures in this view include all Internal Allocations and Internal Recoveries

 **Commercial Services Alliance Variances by Alliance & Service**

31 May - 2023

Attachment C

Detail	Revised Annual Budget	YTD Budget	YTD Actual	YTD Budget Variance \$	YTD Budget Variance %	Budget Impact	Comments on Material Variances Identified - by Service
Financial Summary - Commercial Services Alliance							
Operating Revenue	77,637,500	71,245,948	72,964,653	1,718,705	2.4%	✓	
Core Service Total Expenditure	56,393,459	50,880,812	50,674,276	206,536	0.4%	✓	
Internal Allocations Total	43,483,368	39,396,846	33,605,235	5,791,611	14.7%	✓	
Internal Recovery Total	39,343,725	35,583,100	30,656,103	(4,926,997)	(13.8%)	✗	
Recoverable works Total	0	0	(91,350)	91,350	0.0%	!	
Operating Project Expenditure Total	295,000	146,476	152,021	(5,545)	(3.8%)	✗	
Total Expenditure	60,828,102	54,841,034	53,684,079	1,156,955	2.1%	✓	
Net Operating Surplus (Deficit)	16,809,398	16,404,913	19,280,574	2,875,660	17.5%	✓	
Total Capital Project Expenditure	1,361,154	1,203,219	1,123,374	79,845	6.6%	✓	

Financial Summary - Commercial Services Alliance Services

Property Management

Operating Revenue Total	3,837,604	3,507,095	3,607,409	100,313	2.9%	✓	
Operating Grants, Subsidies and Contributions	594,644	544,767	543,475	(1,292)	(0.2%)	✗	
Fees and Charges	3,242,961	2,962,328	3,063,934	101,605	3.4%	✓	Affordable Housing rental receipts higher than anticipated.
Core Service Expenditure Total	9,149,962	8,425,336	8,673,543	(248,207)	(2.9%)	✗	
Employee Costs	434,779	397,167	513,186	(116,019)	(29.2%)	✗	Unfavourable variance is due to new position for leasing manager created post budget adoption and cost of agency staff.
Materials and Contracts	841,120	788,103	747,128	40,975	5.2%	✓	
Utility Charges	358,370	333,526	347,215	(13,688)	(4.1%)	✗	
Depreciation	6,963,269	6,390,874	6,578,310	(187,436)	(2.9%)	✗	
Insurance Expenses	94,039	86,218	86,513	(295)	(0.3%)	✗	
Interest Expense	115,547	106,274	106,468	(194)	(0.2%)	✗	
Other Expenditure	342,837	323,175	294,724	28,451	8.8%	✓	
Internal Allocations Total	3,069,391	2,531,134	2,709,986	(178,852)	(7.1%)	✗	
Internal Recovery Total	14,580,586	13,365,537	13,365,537	0	0.0%	!	
Operating Project Expenditure Total	95,000	20,000	39,690	(19,690)	(98.5%)	✗	
Commercial Property Defit/Fitout	50,000	0	0	0	0.0%	!	

Detail	Revised Annual Budget	YTD Budget	YTD Actual	YTD Budget Variance \$	YTD Budget Variance %	Budget Impact	Comments on Material Variances Identified - by Service
87-89 Pier St Commercial Properties Tenancy Upgrade	45,000	20,000	39,690	(19,690)	(98.5%)	✘	Timing variance - draft feasibility study has been presented to the City
Total Expenditure	(2,266,233)	(2,389,067)	(1,942,317)	(446,750)	(18.7%)	✘	
Net Operating Surplus (Deficit)	6,103,838	5,896,162	5,549,726	(346,437)	(5.9%)	✘	
Total Capital Project Expenditure	667,223	621,769	630,278	(8,509)	(1.4%)	✘	Please refer to the capital project schedule for details
Parking Services							
Operating Revenue Total	73,790,545	67,738,852	69,356,617	1,617,765	2.4%	✔	
Fees and Charges	73,520,500	67,508,160	69,101,099	1,592,939	2.4%	✔	Favourable variance due to increased patronage in the city, particularly at Convention Centre, Elder Street Car Park and on-street in CBD.
Other Revenue	256,235	230,693	255,518	24,826	10.8%	✔	
Profit On Asset Disp	13,811	0	0	0	0.0%	!	
Core Service Expenditure Total	34,311,807	31,087,129	30,153,721	933,408	3.0%	✔	
Employee Costs	8,222,883	7,515,523	7,473,064	42,459	0.6%	✔	
Materials and Contracts	5,666,435	4,967,557	4,270,649	696,908	14.0%	✔	Bank fees, coin collection fees, requirements for signage and materials purchases are all lower than anticipated.
Utility Charges	858,961	799,446	979,749	(180,303)	(22.6%)	✘	Power tariff increased at both State Library and Cultural Centre carparks.
Depreciation	1,124,561	1,035,598	1,102,169	(66,571)	(6.4%)	✘	
Insurance Expenses	329,685	302,598	301,781	816	0.3%	✔	
Other Expenditure	17,240,987	15,672,764	15,226,212	446,552	2.8%	✔	Favourable variance due to parking bay variation approved by Department of Transport for 1,500 on-street bays due to reduced patronage.
Expense Provision	865,794	793,644	793,639	5	0.0%	✔	
Loss On Asset Disp	2,500	0	6,459	(6,459)	0.0%	!	
Internal Allocations Total	39,033,806	35,612,596	29,613,204	5,999,393	16.8%	✔	
Internal Recovery Total	13,247,781	12,062,958	6,217,936	(5,845,022)	(48.5%)	✘	
Operating Project Expenditure Total	200,000	126,476	112,330	14,145	11.2%	✔	
City of Perth Parking Campaigns	100,000	96,476	93,480	2,995	3.1%	✔	Project is complete.
Business case for Replacement of Obsolete Ticket Machines	100,000	30,000	18,850	11,150	37.2%	✔	Timing variance - consultant's invoices to be settled.
Total Expenditure	60,297,832	54,763,243	53,661,319	1,101,924	2.0%	✔	
Net Operating Surplus (Deficit)	13,492,713	12,975,609	15,695,298	2,719,689	21.0%	✔	

Fi
AI

Detail	Revised Annual Budget	YTD Budget	YTD Actual	YTD Budget Variance \$	YTD Budget Variance %	Budget Impact	Comments on Material Variances Identified - by Service
Total Capital Project Expenditure	55,630	55,630	55,485	145	0.3%	✓	Please refer to the capital project schedule for details
Facility Maintenance							
Operating Revenue Total	9,350	0	627	627	0.0%	!	
Fees and Charges	0	0	294	294	0.0%	!	
Other Revenue	0	0	333	333	0.0%	!	
Profit On Asset Disp	9,350	0	0	0	0.0%	!	
Core Service Expenditure Total	12,492,509	10,983,073	11,397,024	(413,951)	(3.8%)	✗	
Employee Costs	1,551,366	1,418,965	1,444,504	(25,539)	(1.8%)	✗	
Materials and Contracts	6,186,824	5,131,134	5,569,980	(438,845)	(8.6%)	✗	Timing variance - increased reactive building maintenance and improved preventative maintenance program for electrical maintenance, building painting and car park line marking.
Utility Charges	377,873	349,815	369,349	(19,534)	(5.6%)	✗	
Depreciation	3,458,556	3,182,204	3,109,662	72,543	2.3%	✓	
Insurance Expenses	117,046	107,311	107,678	(367)	(0.3%)	✗	
Other Expenditure	800,843	793,643	795,851	(2,208)	(0.3%)	✗	
Internal Allocations Total	1,159,679	1,054,494	1,112,578	(58,085)	(5.5%)	✗	
Internal Recovery Total	10,855,684	9,553,759	10,453,176	899,417	9.4%	✓	
Operating Project Expenditure Total	0	0	0	0	0.0%	!	
Total Expenditure	2,796,504	2,483,808	2,056,426	427,381	17.2%	✓	
Net Operating Surplus (Deficit)	(2,787,154)	(2,483,808)	(2,055,800)	428,008	17.2%	✓	
Total Capital Project Expenditure	638,300	525,820	437,611	88,209	16.8%	✓	Please refer to the capital project schedule for details
Leadership - Commercial Services							
Operating Revenue Total	0	0	0	0	0.0%	!	
Core Service Expenditure Total	439,181	385,273	449,988	(64,714)	(16.8%)	✗	
Employee Costs	373,731	341,111	397,465	(56,354)	(16.5%)	✗	Position added to workforce establishment following budget setting.
Materials and Contracts	65,450	44,162	51,904	(7,741)	(17.5%)	✗	Unfavourable variance due to purchasing of staff name plates and badges shifting from another alliance.
Utility Charges	0	0	515	(515)	0.0%	!	
Other Expenditure	0	0	104	(104)	0.0%	!	
Internal Allocations Total	220,492	198,622	169,467	29,156	14.7%	✓	
Internal Recovery Total	659,673	600,846	619,454	18,609	3.1%	✓	

Fi
AI

Detail	Revised Annual Budget	YTD Budget	YTD Actual	YTD Budget Variance \$	YTD Budget Variance %	Budget Impact	Comments on Material Variances Identified - by Service
Operating Project Expenditure Total	0	0	0	0	0.0%	!	
Total Expenditure	0	(16,950)	0	(16,950)	(100.0%)	×	
Net Operating Surplus (Deficit)	0	16,950	(0)	(16,950)	(100.0%)	×	
Total Capital Project Expenditure	0	0	0	0	0.0%	!	Please refer to the capital project schedule for details

Fi
AI



Capital Projects Schedule - 31 May 2023

NOTE 30

Attachment D

Detail	Revised Annual Budget	YTD Budget	YTD Actual	YTD Budget Variance \$	YTD Budget Variance %	Budget Impact	Comments on Variances
CEO Alliance							
10248 - PV1 - Medium Panel Vans	40,647	40,647	40,647	0	0%	!	Ute delivered.
Total - CEO Alliance	40,647	40,647	40,647	0	0%		
Corporate Services Alliance							
10222 - Renewal - ICT - Mobile Phone	30,000	30,000	30,267	(267)	(1%)	✗	Project complete
10259 - SS - 4 Cyl Sedan	28,000	28,000	27,770	230	1%	✓	Vehicle delivered.
10474 - Renewal - ICT - Audio Visual	169,000	62,123	86,556	(24,434)	(39%)	✗	Timing variance, equipment delivery and installation complete for level 11. Audio-visual upgrade ordered for council chambers with anticipated delivery June.
10476 - Renewal - ICT - Network	587,000	552,579	586,161	(33,582)	(6%)	✗	Desk phones, firewall appliances and edge switches installation complete.
10595 - Complaints management system	80,000	0	0	0	0%	!	Complaints management framework external review and complaint management audit are progressing. A system will be procured pending the outcome of these works. Project nominated for carry-forward to 23/24.
10890 - Cyber Security Program	100,000	0	0	0	0%	!	Additional funds allocated for Essential 8 Cyber Security project.
14433 - Unified Comms Refresh & Replacement Telephon	31,584	31,584	31,584	(0)	(0%)	✗	Project complete.
14434 - Renewal - ICT - Workstation	158,000	101,352	100,672	680	1%	✓	Initial workstation order delivered, additional orders placed with scheduled delivery June.
14439 - Technology Strategy Implementation – ERP	1,800,000	900,000	0	900,000	100%	✓	Procurement is underway with major expenses anticipated towards the end of the financial year, any unused funds will be returned to the reserve.
Total - Corporate Services Alliance	2,983,584	1,705,638	863,011	842,627	49%		
Community Development Alliance							
10194 - Light it up Program	144,438	144,438	128,207	16,231	11%	✓	Timing variance, project to be completed in June.
10259 - SS - 4 Cyl Sedan	28,000	28,000	27,770	230	1%	✓	Vehicle delivered.
10321 - Historic Northbridge	30,000	30,000	13,603	16,397	55%	✓	Project complete with favourable variance.
10396 - Art Acquisitions	50,000	0	0	0	0%	!	Scoping of artists underway, current project timelines indicate a \$45K carry forward.
10401 - Renewal - CCTV - Infrastructure	500,000	595,083	523,258	71,826	12%	✓	CCTV replacement completed, CCTV server delivered and CCTV pole replacement completed.
10467 - Expansion - CCTV	255,500	255,500	272,258	(16,758)	(7%)	✗	Project complete with unfavourable variance.
10565 - Library Software and Hardware Upgrade	18,000	0	10,117	(10,117)	0%	!	Hardware ordered but key component delayed. Project nominated for carry-forward to 23/24.
Total - Community Development Alliance	1,025,938	1,053,021	975,212	77,809	7%		
Planning and Economic Development Alliance							
10509 - Smart Cities Carbon Neutral Council Pier Street Sc	86,020	86,020	59,950	26,070	30%	✓	Project complete with favourable variance.
10515 - Renewal - Street Furniture	20,000	20,000	7,605	12,395	62%	✓	Timing variance, sun lounge installation completed, furniture installation commenced and anticipated completion in June.
10521 - Two way Streets Program Hay and Murray West E	20,000	0	0	0	0%	!	Traffic survey scheduled to be completed this financial year.
10593 - Active Transport / Urban Amenity - Minor Works	40,000	0	40,373	(40,373)	0%	!	Timing variance, furniture procured and installation commenced.
10601 - Laneways Refresh Program	130,001	115,000	87,225	27,775	24%	✓	Timing variance, Forgotten Spaces Episode 2 - Strategy update will be going to EMES in June.
10602 - Dog Parks	167,000	135,000	137,356	(2,356)	(2%)	✗	Project complete with favourable variance.
10609 - Road Safety & Network Improvement Program - \	30,000	30,000	17,395	12,605	42%	✓	Timing variance, minor infrastructure projects are scheduled to be completed before the end of the financial year.
10610 - Main Street Enhancement (C)	220,000	70,180	70,180	0	0%	!	Concept plan for William Street completed, costing and delivery are scheduled to be presented to EMES in June with \$124K nominated carryforward.
10621 - Entry Statements	190,000	140,000	44,132	95,868	68%	✓	The design was presented to EMES in May and Elected members requested a new design. \$146K budget nominated for carry-forward.

Detail	Revised Annual Budget	YTD Budget	YTD Actual	YTD Budget Variance \$	YTD Budget Variance %	Budget Impact	Comments on Variances
10622 - Road Safety & Network Improvement Program - 1	6,649	6,649	6,649	0	0%	!	Project and balance of budget transferred to Infrastructure and Asset team for detailed design.
10623 - Road Safety & Network Improvement Program - \	50,000	0	0	0	0%	!	Civil infrastructure works ordered and anticipated to be completed this financial year.
12313 - 2 way Hay Street (Bennett St to Victoria Ave)	125,000	120,000	32,492	87,508	73%	✓	Traffic modelling approval from Main Roads is expected June. \$57K budget nominated to carry-forward to 23/24 for traffic signal design.
Total - Planning and Economic Development Alliance	1,084,670	722,849	503,357	219,492	30%		
Infrastructure and Operations Alliance							
06830 - Pirate Life Alfresco	25,308	25,308	25,308	0	0%	!	Project complete.
10002 - Contributed Assets to City of Perth	0	0	236,980	(236,980)	0%	!	Public lighting infrastructure transferred from Main Roads.
10112 - Initial Recognition of Assets	0	0	4,180,493	(4,180,493)	0%	!	Recognition of bridges, drainage, footpaths, crossovers and other infrastructure assets throughout the City which were not in the asset system.
10237 - GE - Gully Eductors	596,000	0	0	0	0%	!	Order placed and anticipated delivery in July/August 2023. \$595K budget nominated for carry-forward.
10247 - MP - Minor Plant	74,500	54,550	0	54,550	100%	✓	Minor plant purchase under \$5K moved to operating expenses.
10250 - RM0 - SP1m Rotary Mower	148,897	148,897	148,897	0	0%	!	Mowers delivered in October.
10251 - RM1 - SP 1.2m Rotary Mower	94,240	94,240	94,240	0	0%	!	Mowers delivered.
10252 - RM2 - Large Rotary Mowers	116,600	116,600	116,600	0	0%	!	Mowers delivered.
10253 - RS1 - Pavement Sweepers	6,990	6,990	6,990	0	0%	!	Sweeper delivered.
10256 - RT1 - Rubbish Truck <12 t GUM	530,083	0	0	0	0%	!	Order placed and anticipated delivery in July/August 2023. \$530K budget nominated for carry-forward.
10257 - RT2 - Rubbish Truck>20t GUM	1,112,134	354,436	354,436	0	0%	!	One vehicle delivered and the second delivery is anticipated August/September. \$757K budget nominated for carry-forward.
10259 - SS - 4 Cyl Sedan	28,000	28,000	27,770	230	1%	✓	Vehicle delivered.
10263 - TU - Tray Top Ute	293,148	90,748	85,556	5,192	6%	✓	Vehicles delivered. \$202K budget nominated for carry-forward as delivery is anticipated in the new financial year.
10264 - UC - Crew Cab Ute	29,125	29,125	29,125	0	0%	!	Ute delivered.
10265 - UT - Utilities	39,719	37,719	38,477	(758)	(2%)	✗	Vehicle delivered.
10266 - UV - Small Utility Vehicle	34,221	34,221	34,221	0	0%	!	Vehicle delivered.
10317 - Renewal - Electrical Lighting - Royal St	2,425,373	2,174,713	1,748,571	426,142	20%	✓	Project is complete, awaiting invoices from contractors.
10378 - Renewal - Parks and Landscapes - Bore and Pump	1,763	1,763	1,763	0	0%	!	Project complete.
10381 - Building - Toilet/change rooms Langley Park	233,848	233,848	220,496	13,352	6%	✓	Project complete with favourable variance.
10385 - Renewal - Buildings - Fixtures City Station Concou	540,985	540,985	431,078	109,907	20%	✓	Timing variance, stage 1 works complete. Stage 2 works 95% complete and delays experienced due to inclement weather and latent conditions. Anticipated completion in June.
10387 - Renewal - Buildings - Fixtures Queens Gardens Sh	768	768	768	0	0%	!	Project complete.
10389 - Building - Toilet Heirisson Island	9,585	1,980	1,980	0	0%	!	Project complete.
10391 - Renewal - Buildings - Toilet Narrows Point	6,600	1,620	1,620	0	0%	!	Project complete.
10392 - Renewal - Buildings - Toilet Roe St Car Park	470,700	261,483	352,196	(90,713)	(35%)	✗	Work commenced and anticipated to compete by June.
10400 - CBD Transport Projects	5,492,000	4,514,335	887,780	3,626,555	80%	✓	Delays in commencing Kings Park Road, Spring Street and RAC Arena projects, due to latent conditions and external approvals. Construction completion is anticipated in 23/24 and \$3.28M budget is nominated for carry-forward.
10402 - Renewal - Roads - William Street	491,303	2,425	127,250	(124,825)	(5,147%)	✗	Project commenced and anticipated completion in June.
10408 - Renewal - Roads - East Pde Roundabout	328,132	328,132	573,261	(245,130)	(75%)	✗	Project complete, budget variance is due to incorrect accrual and is rectified in June.
10409 - Renewal - Roads - Fire Station Open Air Carpark	11,791	11,791	11,791	0	0%	!	Project complete.
10411 - Renewal - Roads - Plaistowe Mews	303	303	973	(670)	(221%)	✗	Project complete.
10412 - Renewal - Roads - Sutherland St -Troode St	0	0	2,461	(2,461)	0%	!	Late invoice received from Main Roads for the previous year's project.
10418 - Renewal - Riverbank - Vanguard Terrace RVW02.	127,853	12,511	12,511	0	0%	!	Project delayed due to the pending confirmation of riverbank treatment options by DBCA and MRWA. \$114K budget is nominated for carry-forward.
10419 - Renewal - Electrical Lighting - Hay St - Braithwaite	67,688	46,265	40,437	5,828	13%	✓	Project complete with favourable variance.
10420 - Renewal - Electrical Lighting - Replace Hook Pole I	151,047	151,047	97,539	53,507	35%	✓	Project complete, awaiting invoices from suppliers
10421 - Renewal - Electrical Lighting - URBI - Northbridge	381,508	372,298	155,301	216,997	58%	✓	Timing variance, work commenced and anticipated completion in June.
10422 - Renewal - Electrical Lighting - Claisebrook Cove Sc	25,847	25,847	8,460	17,387	67%	✓	Timing variance, work commenced and anticipated completion in June.
10423 - Lighting - Park Ave	267,802	133,222	203,933	(70,711)	(53%)	✗	Project complete, awaiting final invoices from contractor.
10425 - Renewal - Electrical Lighting - Hay St (West Perth)	1,085,000	762,158	877,697	(115,539)	(15%)	✗	Timing variance, work commenced and anticipated completion in June.

Detail	Revised Annual Budget	YTD Budget	YTD Actual	YTD Budget Variance \$	YTD Budget Variance %	Budget Impact	Comments on Variances
10426 - Renewal - Electrical Lighting - Kings Park Rd	27,343	27,343	21,993	5,349	20%	✔	Project complete with favourable variance.
10427 - Renewal - Electrical Lighting - Queens Gardens - P	62,172	62,172	0	62,172	100%	✔	Project cancelled as second tender was not able to demonstrate a value for money outcome. Purchases have been transferred to stock for future lighting projects.
10430 - Renewal - Electrical Lighting - West Perth Lighting	125,872	112,138	112,138	0	0%	⚠	Project complete, contractor is completing defects.
10446 - Renewal - Buildings - Electrical	1,278,888	818,841	808,893	9,948	1%	✔	Timing variance, Pier Street and His Majesty car park works completed. Roe street car park works commenced in February and anticipated completion in June. \$330K for Elder Street nominated to be carried forward.
10447 - Building - Emergency Works	300,000	267,027	269,714	(2,687)	(1%)	✘	Timing variance, emergency building works are difficult to estimate.
10450 - Renewal - Buildings - Town Hall	323,000	323,000	325,076	(2,076)	(1%)	✘	Project completed.
10457 - Renewal - Path - Mounts Bay Rd (Narrows Bridge	786,478	786,478	498,066	288,412	37%	✔	Favourable variance, work completed with a reduced scope and contractor is fixing defects.
10459 - Renewal - Path - Stirling Gardens (Council House)	408,350	408,350	388,052	20,298	5%	✔	Project complete with favourable variance.
10460 - Building - Subsidence Renewal - PCEC Carpark	0	0	1,568	(1,568)	0%	⚠	Minor final close-out inspection costs.
10463 - Building - Waterproofing Rectification Works	0	0	175	(175)	0%	⚠	
10468 - Renewal - Playground and Exercise Equipment	500,000	500,000	325,263	174,737	35%	✔	Timing variance, work commenced and anticipated completion in June.
10469 - Civil Structure - Bridge Replacement - John Oldha	411,193	411,193	388,168	23,025	6%	✔	Project complete with favourable variance.
10473 - East Perth Foreshore PSP and Lighting Upgrade V	366,875	250,073	230,040	20,034	8%	✔	Project completed with anticipated savings, defect liability period until July.
10479 - Landscaping and Hostile Vehicle Incursion Preven	456,000	456,000	414,889	41,111	9%	✔	Work completed, awaiting invoices from contractor.
10485 - Renewal - Parks and Landscapes - Irrigation Progr	896,140	358,195	358,195	0	0%	⚠	Mardalup Park irrigation installation is complete. Switchboard installations complete for Murray Thelma Reserve, Wingfield Avenue and Wellington Square. Council approved additional funding for Ozone Reserve switchboard and the project is delayed due to the six months manufacturing lead time. \$537K budget nominated to carry forward.
10486 - Renewal - Park Furniture	85,000	85,000	81,859	3,141	4%	✔	Project completed.
10487 - Renewal - Path and Kerb - Kerb Replacement We	21,267	9,814	9,814	0	0%	⚠	Additional scope added to the project due to the changes to Western Power pit at PTA bus stop. Western Power is working on the design.
10489 - Pedestrian Crossings Improvement	1,432	1,432	1,432	0	0%	⚠	Project complete.
10498 - Roads - MRRG - Aberdeen St EB & WB - Museum	0	0	(2,646)	2,646	0%	⚠	Accrual reversal from the previous year.
10501 - Roads - MRRG - Mount St EB & WB - St Georges t	0	0	(2,928)	2,928	0%	⚠	Accrual reversal from the previous year.
10504 - Roads - MRRG - William St NB & SB - St Georges t	0	0	(11,417)	11,417	0%	⚠	Accrual reversal from the previous year.
10507 - Roe Street Enhancement (Fitzgerald to Beaufort)	12,604,949	9,810,813	11,681,336	(1,870,523)	(19%)	✘	Practical completion expected June, \$450K is nominated for carry-forward to 2023/24 due to the defect liability period and project variations.
10513 - Renewal - Street Furniture - Drinking Fountain Pr	65,000	65,000	25,286	39,715	61%	✔	Project complete and awaiting final invoices from suppliers
10514 - Renewal - Litter Bin Program	255,000	226,977	239,004	(12,027)	(5%)	✘	Project complete with favourable variance.
10516 - Renewal - Electrical Lighting - Adelaide Tce (Benn	706,950	706,950	270,479	436,471	62%	✔	Project is complete, contractor is attending to project defects, Main Roads works are outstanding.
10522 - Urban Forest - Tree Infill Program	350,000	257,869	205,140	52,728	20%	✔	Tree planting commenced with two locations completed. Purchase order has been raised for remaining locations with planting scheduled until the end of the year.
10527 - Renewal - Roads - R2R James St	9,448	9,448	9,448	0	0%	⚠	Project complete.
10534 - Renewal - Stormwater - 118 Adelaide Tce	243,156	161,641	161,641	0	0%	⚠	Works scheduled to commence in June.
10541 - Renewal - Tree Hardware	100,000	100,000	88,853	11,147	11%	✔	Timing variance, delivery of hardware received. Tree Hardware renewal works are ongoing in line with tree replacement program.
10542 - Renewal - Riverbank - Heirisson Revetment RVWC	245,600	51,513	51,513	0	0%	⚠	Consulting with MRWA and DBCA for riverbank treatment options, \$194K nominated as carry forward to 2023/24 due to the lengthy consultation process with DCBA and the coordination required with the new Causeway Pedestrian and Cyclist Bridge.
10585 - Wayfinding Signage	159,897	119,897	77,765	42,132	35%	✔	Implementation plan has been finalised and manufacturing commenced in February and on track
10590 - Community Recycling Hubs	15,000	3,200	3,200	0	0%	⚠	Recycling hubs were installed at Council House, CDS facility and Operations depot. Project is anticipated to expand to next year and \$11.8K budget nominated for carry-forward to 2023/24
10607 - Depot fuel bowser compliance	200,000	6,777	1,777	5,000	74%	✔	Project was delayed due to the prolonged timeframe required to negotiate and award the contract to a suitable contractor. \$100K budget nominated to carry-forward to 2023/24.
10612 - Decorative Lighting (New Projects)	345,000	300,000	128,451	171,549	57%	✔	Timing variance, design completed and construction commenced.
10614 - Thomas/Winthrop median island landscape upgr	400,000	100,000	5,603	94,397	94%	✔	Order placed and waiting for traffic management plan approval and anticipated completion in June.
10617 - Retail Mall Enhancement (B)	899,914	899,914	874,274	25,641	3%	✔	Timing variance, majority of the work completed except murals and minor defects.
10622 - Road Safety & Network Improvement Program - 1	93,351	0	0	0	0%	⚠	Detailed design delayed due to amended scope accommodating drainage requirements. \$30K nominated for carry-forward to 2023/24.
10625 - Renewal - Path - Henry Lawson Walk	8,723	8,723	8,484	239	3%	✔	Project complete.

Detail	Revised Annual Budget	YTD Budget	YTD Actual	YTD Budget Variance \$	YTD Budget Variance %	Budget Impact	Comments on Variances
10627 - Renewal - Stormwater - Victoria Ave	15,198	15,198	17,386	(2,188)	(14%)	✖	Project complete with unfavourable variance.
10628 - Renewal - Path - Broadway	11,113	8,376	0	8,376	100%	✔	Project complete with favourable variance and expenses moved to operating expenses.
10630 - Renewal - Path and Kerb - Nash St	60,000	60,000	57,725	2,275	4%	✔	Project complete with favourable variance.
10631 - JH Abrahams Boardwalk / Viewing platform	20,000	20,000	0	20,000	100%	✔	Project complete with favourable variance and expenses moved to operating expenses.
10632 - Renewal - Path - Francis St	9,501	0	0	0	0%	⚠	Project complete with favourable variance and expenses moved to operating expenses.
10633 - Renewal - Stormwater - Eastbrook Tce	33,602	33,602	21,323	12,279	37%	✔	Project complete with favourable variance.
10635 - Renewal - Roads - Fielder Street - Royal Street to	30,000	30,000	260	29,741	99%	✔	Project complete with reduced scope.
10636 - Renewal - Stormwater - Emerald Tce	41,991	41,991	29,695	12,296	29%	✔	Project complete with favourable variance.
10637 - Renewal - Stormwater - John St	54,586	54,586	56,460	(1,874)	(3%)	✖	Project complete with unfavourable variance.
10638 - Renewal - Stormwater - Trafalgar Rd South	35,411	34,394	31,647	2,747	8%	✔	Project complete with favourable variance.
10639 - Renewal - Kerb - Bennett St Replacement	39,739	32,911	25,124	7,787	24%	✔	Project complete with favourable variance.
10640 - Renewal - Stormwater - Arthur St	54,346	54,346	55,685	(1,339)	(2%)	✖	Project complete with unfavourable variance.
10642 - Renewal - Stormwater - Regal Pl	38,396	38,396	22,396	16,000	42%	✔	Project complete with favourable variance.
10643 - Renewal - Buildings - Council House - Staff Floor F	60,000	40,000	0	40,000	100%	✔	Project cancelled.
10644 - Upgrade - Stormwater - Spring St	28,758	28,758	28,407	351	1%	✔	Project complete with favourable variance.
10645 - Renewal - Blue Boat House Timber Stairs	96,000	96,000	80,985	15,015	16%	✔	Project complete with favourable variance.
10646 - Renewal - Path - Hill St	60,087	60,087	76,951	(16,864)	(28%)	✖	Project complete with unfavourable variance.
10647 - Renewal - Roads - Broadway - Princess Road to Hi	11,552	11,552	1,286	10,266	89%	✔	Project cancelled. Full reconstruction to be scheduled in future year due to discovery of buried tram lines.
10648 - Renewal - Stormwater - Bennett St	60,283	60,283	57,383	2,900	5%	✔	Project complete with favourable variance.
10649 - Renewal - Roads - Brook St	58,000	58,000	58,413	(413)	(1%)	✖	Project complete with unfavourable variance.
10650 - Renewal - Roads - St Georges Tce - William St Inte	105,000	0	2,739	(2,739)	0%	⚠	Works scheduled to commence in June.
10651 - Renewal - Path and Kerb - Moore St	123,211	123,211	115,800	7,411	6%	✔	Project complete with favourable variance.
10652 - Renewal - Path and Kerb - Arthur St Upgrade	80,379	80,379	13,797	66,582	83%	✔	Project completed with a reduced scope.
10653 - Renewal - Roads - Fitzgerald St - James St to John	68,493	61,744	61,811	(68)	(0%)	✖	Project complete.
10654 - Renewal - Path and Kerb - Horatio St	40,931	40,931	41,939	(1,008)	(2%)	✖	Project complete with unfavourable variance.
10655 - Renewal - Roads - Park Rd	69,000	69,000	67,039	1,961	3%	✔	Project complete with favourable variance.
10656 - Renewal - Path and Kerb - Pier St Cook St	49,242	0	37,961	(37,961)	0%	⚠	Project cancelled.
10657 - Renewal - Roads - The Avenue	70,000	12,073	63,394	(51,321)	(425%)	✖	Project complete with favourable variance.
10659 - Renewal - Roads - MRRG - Monash Ave	141,095	136,000	141,108	(5,108)	(4%)	✖	Project complete.
10660 - Renewal - Roads - Ventnor Ave - Ord St to Richarc	127,000	124,791	127,230	(2,439)	(2%)	✖	Project complete.
10663 - Ozone Park along Boardwalk	135,000	0	0	0	0%	⚠	Due unavailability of materials and contractors \$135K nominated to be carried forward.
10664 - Renewal - Kerb - Riverside Dr	50,691	27,000	28,019	(1,019)	(4%)	✖	Project complete with favourable variance.
10665 - Renewal - Roads - MRRG - Wellington St - Milligar	105,000	91,000	1,201	89,799	99%	✔	Project commenced in May and anticipated completion in June.
10666 - Renewal - Kerb - Colin Gr Replacement	63,111	60,111	53,753	6,358	11%	✔	Project complete with favourable variance.
10667 - Renewal - Roads - MRRG - Kings Park Rd	132,810	0	579	(579)	0%	⚠	Project commenced in May and anticipated completion in June.
10668 - Renewal - Stormwater - Delhi St	77,148	77,148	62,180	14,968	19%	✔	Project complete with favourable variance.
10670 - Renewal - Kerb - Bronte St Replacement	83,806	83,806	75,108	8,698	10%	✔	Project complete with favourable variance.
10671 - Renewal - Kerb - Royal St	144,786	144,786	72,487	72,299	50%	✔	Work completed, awaiting invoices from contractor.
10672 - Renewal - Roads - Bellevue Tce	87,000	87,000	80,000	7,000	8%	✔	Project complete with favourable variance.
10676 - Renewal - Roads - Moore Street - Hill Street to Cu	155,000	135,687	104,224	31,463	23%	✔	Project complete with favourable variance.
10677 - Renewal - Roads - Mill St	185,000	173,039	272,953	(99,913)	(58%)	✖	Project complete, variance is due to an accrual error and reversed in June.
10678 - Renewal - Roads - MRRG - Wellington St - Elder St	167,680	125,000	1,538	123,462	99%	✔	Work complete, awaiting invoices from contractor.
10679 - Renewal - Roads - Royal St - Lord St to Hill St	180,000	91,984	94,454	(2,470)	(3%)	✖	Project complete with favourable variance.
10681 - Renewal - Electrical Lighting - Bellevue Tce & Cliff	205,000	153,750	187,161	(33,411)	(22%)	✖	Timing variance, Stage 1 work commenced and nearing completion. Stage 2 anticipated to complete in June.
10682 - Renewal - Roads - Winthrop Ave	176,000	176,000	171,355	4,645	3%	✔	Work completed, awaiting invoices from contractor.
10683 - Renewal - Roads - Colin St - Richardson St to Hay	256,000	256,000	196,980	59,020	23%	✔	Work completed, awaiting invoices from contractor.
10684 - Renewal - Roads - MRRG - Loftus St - Mitchell Fwy	297,419	880	3,619	(2,739)	(311%)	✖	No tender responses - project now requires two contractors to complete different scopes. Work anticipated to commence in June.
10685 - Renewal - Buildings - Compliance Works	415,000	244,786	54,574	190,212	78%	✔	Timing variance, compliance works projects are on track except for the State Library Car park fire panel and detectors due to legal review, \$200K nominated to be carried forward.
10686 - Renewal - Kerb - Ventnor Ave	146,286	135,000	139,531	(4,531)	(3%)	✖	Work completed, awaiting invoice from supplier.

Detail	Revised Annual Budget	YTD Budget	YTD Actual	YTD Budget Variance \$	YTD Budget Variance %	Budget Impact	Comments on Variances
10687 - Renewal - Roads - R2R Kings Park Rd	420,000	27,971	32,912	(4,940)	(18%)	✘	Timing variance, project commenced in May and anticipated completion June.
10688 - Renewal - Roads - Riverside Dr - Plain St to Hill St	570,000	570,000	452,465	117,535	21%	✔	Timing variance, work commenced in March with Main Roads works are pending.
10690 - Building - Forrest Place Green Room Water Ingres	425,000	220,476	116,979	103,498	47%	✔	Timing variance, contract awarded for design consultant and contract documents, works scheduled to be completed October 2023.
10691 - Renewal - Buildings - Council House Fountain & C	950,000	531,009	153,589	377,419	71%	✔	Work commenced and project is on track and anticipated completion in June.
10693 - Streetscape Replacement and Upgrade - Parkway	1,000,000	679,181	381,750	297,431	44%	✔	Timing variance, works commenced and anticipated completion in June.
10694 - Renewal - Buildings - Condition Survey & Rectifica	1,301,000	574,974	586,576	(11,602)	(2%)	✘	Timing variance, majority of the projects are on track except Pier Street car Park. The car park project was delayed due to market conditions to award a contract. \$120K budget nominated to carry -forwards to 23/24
10695 - Renewal - Claisebrook Riverwall	205,215	205,215	174,750	30,465	15%	✔	Timing variance, 80% of work completed and work on hold due to unfavourable tiding condition, \$30K nominated carryforward.
10702 - Renewal Stormwater -160 Hay St	35,062	35,062	29,783	5,279	15%	✔	Project complete with favourable variance.
10706 - Renewal - Path and Kerb - Burt way	10,000	10,000	0	10,000	100%	✔	Project completed through operating budget.
10710 - Replacement Carpark Entry/Exit gates	310,000	12,067	12,847	(780)	(6%)	✘	Project delayed due to extended lead-time on required construction materials. \$150K budget nominated for carry-forward.
12082 - Two Way Hill Street (St Georges Tce - Wittnoom S	0	0	4,895	(4,895)	0%	!	
12178 - Mall Safety - Fixed Bollards	748,576	748,576	770,965	(22,390)	(3%)	✘	Project complete with unfavourable variance
12192 - Projects from Lighting Masterplan	0	0	(4,560)	4,560	0%	!	Rectification of previous year expenses.
14087 - East End Revitalisation	80,712	80,712	(30,188)	110,899	137%	✔	Accrual reversal from the previous year.
14109 - Bus Stop Replacement	885,844	224,414	443,222	(218,808)	(98%)	✘	Timing variance, 6 of 12 shelters ordered and have been installed and 26 additional shelters have been fabricated.
14150 - Christmas Decorations	690,000	341,554	199,690	141,864	42%	✔	Manufacturing commenced and delivery is anticipated in June.
14154 - Winthrop Avenue/Thomas Street Shared Path	2,200,000	640,961	331,727	309,234	48%	✔	Works commenced in May and are anticipated to be completed in July. Delayed due to discovery of dieback in Kings Park, adjacent to the project site. \$909K nominated for carry-forward.
14406 - Renewal - Electrical Lighting - Mitigation Old Bunt	112,124	112,124	95,952	16,171	14%	✔	Project complete with favourable variance.
14424 - Drainage - Pit Covers	110,435	110,435	110,435	0	0%	!	Project completed.
Total - Infrastructure and Operations Alliance	52,810,475	36,918,420	35,945,006	973,414	3%		
Commercial Services Alliance							
10112 - Initial Recognition of Assets	0	0	855	(855)	0%	!	
10247 - MP - Minor Plant	1,000	1,000	0	1,000	100%	✔	
10259 - SS - 4 Cyl Sedan	54,630	54,630	54,630	0	0%	!	Vehicle delivered.
10263 - TU - Tray Top Ute	55,104	55,104	55,104	0	0%	!	Vehicle delivered.
10369 - Commercial Property Defit/Fitout	0	0	13,054	(13,054)	0%	!	
10401 - Renewal - CCTV - Infrastructure	474,550	398,070	347,836	50,233	13%	✔	Timing variance, procurement for CPP CCTV replacements completed and Installation schedule to commence in May. CCTV Network switch delivered and installed. Access control proof of concept for various car parks completed. The consultancy scope has been finalised for other car parks and remaining funds nominated to be carried forward.
10467 - Expansion - CCTV	50,000	39,000	34,640	4,360	11%	✔	Project complete and awaiting final invoices from suppliers
10586 - Building - Council House L10 - Commercial Ovens	25,000	0	26,384	(26,384)	0%	!	Project complete.
10615 - 87-89 Pier St Commercial Properties Tenancy Upg	50,000	4,545	0	4,545	100%	✔	Design team has been appointed, stakeholder engagement completed and anticipated to complete the project by June.
10711 - Carpet Replacement Level 8	60,000	60,000	0	60,000	100%	✔	Carpet ordered and work scheduled to commence in June.
23432 - Leased Properties	590,870	590,870	590,870	0	0%	!	Accounting treatment for Point Fraser Café lease capitalisation.
Total - Commercial Services Alliance	1,361,154	1,203,219	1,123,374	79,845	7%		
Total Expenditure	59,306,468	41,643,795	39,450,607	2,193,187	5%		

Detail	Revised Annual Budget	YTD Budget	YTD Actual	YTD Budget Variance \$	YTD Budget Variance %	Budget Impact	Comments on Variances
---------------	------------------------------	-------------------	-------------------	-------------------------------	------------------------------	----------------------	------------------------------



City of Perth Investment Report

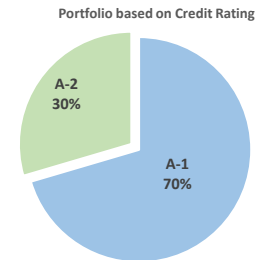
Attachment E

Cash Investments

Investment Portfolio Based on Credit Rating

Exposure of the investment portfolio is controlled by restricting the overall investments based on their Credit Rating.

Credit Rating	Weighted Average Interest	Total Invested	Actual Exposure %	Policy Limit	Compliance
A-1	4.05%	\$ 132,278,265	70%	100%	✓
A-2	4.06%	\$ 55,503,258	30%	60%	✓
Total	4.05%	\$ 187,781,523	100%		



* A-1 also includes A-1+

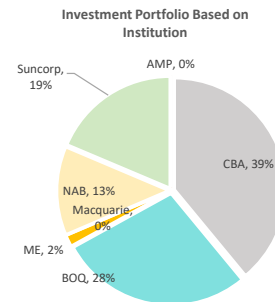
Investment Portfolio Based on Institution

Exposure to an individual Australian deposit taking Institution or government will be restricted by their credit rating so that single entity exposure is limited.

S&P Short Term Credit Rating of A-1 - individual maximum limit 45%

S&P Short Term Credit Rating of A-2 - individual maximum limit 30%

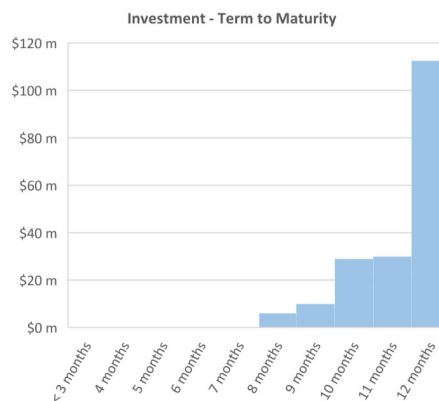
Institution	Total Invested	Actual Exposure %	Policy Limit	Compliance
AMP	3,258	0%	30%	✓
CBA	73,278,265	39%	45%	✓
BOQ	52,500,000	28%	30%	✓
ME	3,000,000	2%	30%	✓
Macquarie	-	0%	45%	✓
NAB	24,000,000	13%	45%	✓
Suncorp	35,000,000	19%	45%	✓
Total	187,781,523	100%		



Investment Portfolio Based on Term to Maturity

Term of investment is based on restrictions per Investment policy and cashflow requirements.

Term	Weighted Average Interest	Projected Interest	Value \$
< 3 months	4.2%	11,926	\$ 281,523
4 months	-	\$ -	-
5 months	-	\$ -	-
6 months	-	\$ -	-
7 months	-	\$ -	-
8 months	2.9%	171,222	\$ 6,000,000
9 months	3.3%	330,836	\$ 10,000,000
10 months	3.5%	1,013,144	\$ 29,000,000
11 months	3.6%	1,091,458	\$ 30,000,000
12 months	4.4%	4,995,858	\$ 112,500,000
Total	4.1%	\$ 7,614,443	\$ 187,781,523





City of Perth Investment Report

Attachment E

Cash Investments

Short Term Investments

Funds Held in OnCall Accounts:

Following is a list of investments categorised as Cash and Cash Equivalents due to their short term maturity (being less than 3 months) from date of purchase.

	S & P Credit Rating	Amount Invested \$	Interest Rate %	Term (Days)	Maturity Date	Earnings YTD \$
<u>Municipal Fund</u>						
AMP Notice (31 days)		3,258	4.30%	OnCall	11am	87
	A-2	3,258				87
CBA Online Saver		94,077	3.95%	OnCall	11am	2,249
	A-1	94,077				2,249
Total - Municipal Fund		97,335				2,335
<u>Reserve Fund</u>						
CBA Online Saver		184,188	3.95%	OnCall	11am	9,591
	A-1	184,188				9,591
Total - Reserve Fund		184,188				9,591
Total		281,523				11,927



City of Perth Investment Report

Attachment E

Cash Investments

Longer Term Investments

Term Deposits:

This line reports funds held in Term Deposits with a maturity of greater than 3 months

	S & P Credit Rating	Amount Invested \$	Interest Rate %	Term (Days)	Maturity Date	Projected Earnings \$
<u>Municipal Fund</u>						
Bank of Queensland		4,000,000	4.75%	364	19-Apr-24	189,479
	A-2	4,000,000				189,479
ME Bank		3,000,000	4.00%	364	14-Jul-23	119,671
	A-2	3,000,000				119,671
NAB		5,000,000	3.93%	329	04-Aug-23	177,119
	A-1	5,000,000				177,119
CBA		5,000,000	4.01%	334	26-Jul-23	183,471
CBA		5,000,000	4.16%	365	05-Sep-23	208,000
CBA		5,000,000	4.43%	270	17-Oct-23	163,849
CBA		5,000,000	3.86%	309	15-Jun-23	163,389
CBA		5,000,000	3.90%	334	10-Jul-23	178,438
CBA		5,000,000	3.83%	297	15-Jun-23	155,823
	A-1	30,000,000				1,052,971
SUNCORP		6,000,000	4.54%	365	10-Nov-23	272,400
	A-1	6,000,000				272,400
Total - Municipal Fund		48,000,000				1,811,641
<u>Reserve Fund</u>						
Bank of Queensland		5,000,000	4.75%	364	19-Apr-24	236,849
Bank of Queensland		4,000,000	4.75%	364	19-Apr-24	189,479
Bank of Queensland		7,000,000	4.50%	363	28-Sep-23	313,274
Bank of Queensland		5,500,000	4.00%	363	21-Jun-23	218,795
Bank of Queensland		3,000,000	4.30%	365	17-Nov-23	129,000
Bank of Queensland		5,000,000	4.50%	306	16-Jan-24	188,630
Bank of Queensland		4,000,000	4.40%	272	25-Jul-23	131,156
Bank of Queensland		5,000,000	4.80%	275	12-Jan-24	180,822
Bank of Queensland		5,000,000	4.60%	265	20-Dec-23	166,986
Bank of Queensland		5,000,000	4.60%	300	24-Jan-24	189,041
	A-2	48,500,000				1,944,033
	A-2	-				-



City of Perth Investment Report

Attachment E

Cash Investments

	S & P Credit Rating	Amount Invested \$	Interest Rate %	Term (Days)	Maturity Date	Projected Earnings \$
CBA		5,000,000	4.52%	365	07-Nov-23	226,000
CBA		5,000,000	4.44%	365	17-Nov-23	222,000
CBA		5,000,000	4.40%	365	19-Oct-23	220,000
CBA		6,000,000	4.32%	365	19-Sep-23	259,200
CBA		5,000,000	4.31%	300	22-Aug-23	177,123
CBA		5,000,000	4.58%	365	21-Dec-23	229,000
CBA		7,000,000	4.98%	366	24-May-24	349,555
CBA		5,000,000	4.36%	300	17-Aug-23	179,178
A-1		43,000,000				1,862,056
NAB		6,000,000	5.00%	365	27-Feb-24	300,000
NAB		2,000,000	4.55%	365	01-Feb-24	91,000
NAB		5,000,000	4.90%	365	16-Feb-24	245,000
NAB		6,000,000	3.88%	329	15-Jun-23	209,839
A-1		19,000,000				845,839
SUNCORP		5,000,000	4.28%	330	17-Aug-23	193,479
SUNCORP		4,000,000	4.05%	365	13-Jul-23	162,000
SUNCORP		4,000,000	4.41%	329	20-Sep-23	159,002
SUNCORP		5,000,000	4.51%	365	26-Oct-23	225,500
SUNCORP		5,000,000	4.58%	363	19-Oct-23	227,745
SUNCORP		6,000,000	4.34%	240	05-Jul-23	171,222
A-1		29,000,000				1,138,948
Total - Reserve Fund		139,500,000				5,790,876
Total Funds Invested > 3 months		187,500,000				7,602,518

Other Investments

Investment in Managed Funds - (Colonial First State Share Index Fund)

In 2008, the City invested in managed funds via Colonial First State Share Index Fund. Clause 44 (Local Government Act 1995, Transitional provisions, allow Local Governments to continue to hold any existing investments made prior to insertion of regulation 19C under grandfathering arrangements.

	Opening Value 1-Jul-22	Units Held 1-Jul-22	Closing Value 31-May-23	Units Held 31-May-23	Movement in Value \$	
CFS Wsale Index Aust Share	5,628,181	5,183,919	6,058,446	5,183,919	430,266	▲
Total	5,628,181	5,183,919	6,058,446	5,183,919	430,266	

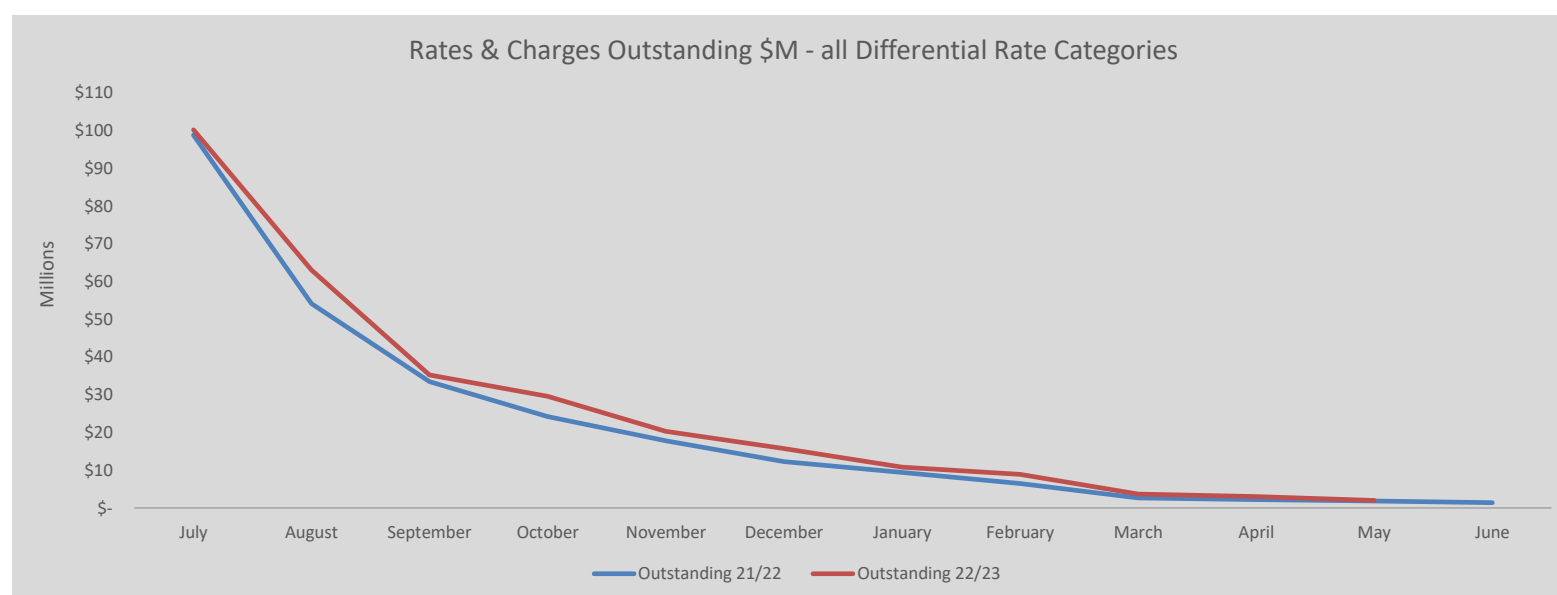
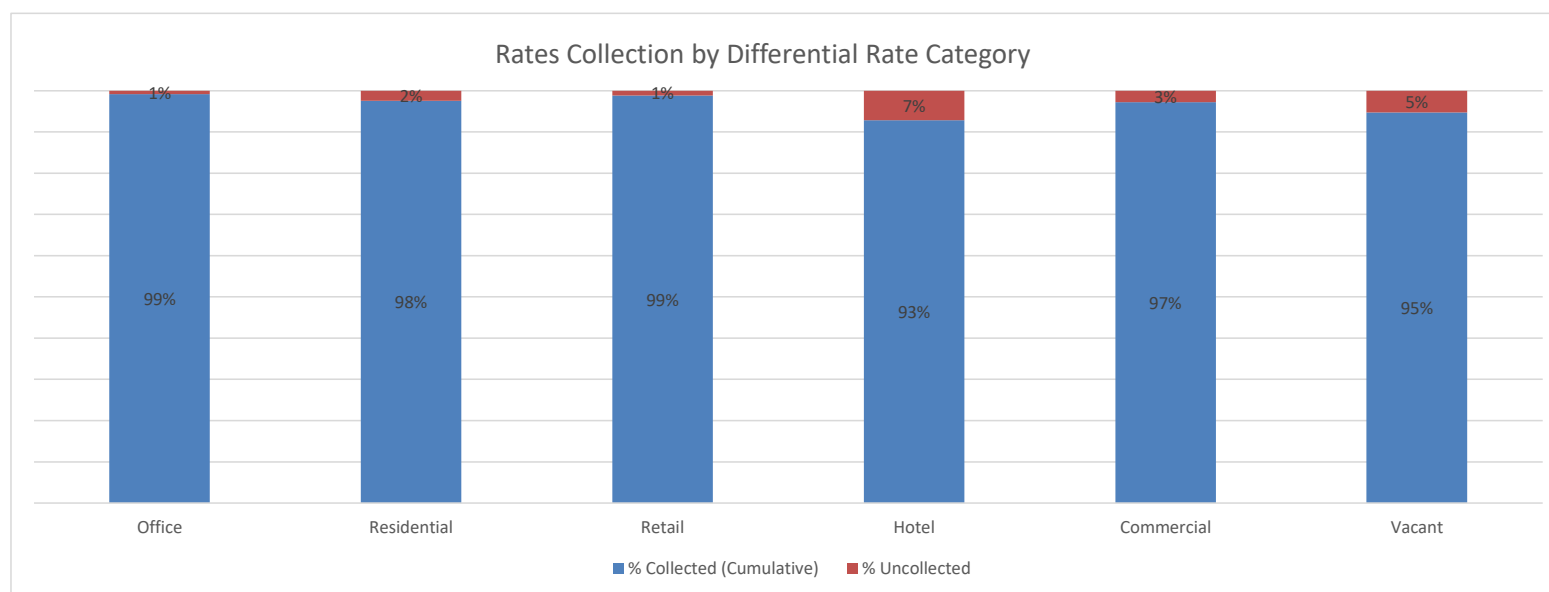


City of Perth - Monthly Rates Report

Attachment F

Rates Collection Profile

Differential Rating Category	Number of Properties	Rates Collectible (inc Arrears)	Amounts Collected	Rates Uncollected	% Collected (Cumulative)	YTD Target Attained	% Uncollected
Office	2,373	56,007,587	55,536,744	470,843	99%	Yes	1%
Residential	15,730	21,317,961	20,791,509	526,452	98%	Yes	2%
Retail	524	8,517,157	8,419,458	97,699	99%	Yes	1%
Hotel	1,347	8,257,015	7,667,790	589,224	93%	Yes	7%
Commercial	724	7,166,934	6,967,238	199,695	97%	Yes	3%
Vacant	76	1,435,494	1,359,857	75,637	95%	Yes	5%
Grand Total	20,774	102,702,148	100,742,596	1,959,552	98%	Yes	2%



Rates Instalment Due Date Cumulative Collections

Instalment Date	% Collected
1st Instalment 07 September 2022	65.5%
2nd Instalment 16 November 2022	80.2%
3rd Instalment 18 January 2023	89.4%
4th Instalment 22 March 2023	96.4%
Rates Collected 30 June 2023	0%

Current Year Status

Paid in Full	20,417
Paying by instalments	-
Other Payment Arrangements	199
Financial Hardship	3
Awaiting Property Settlement / Arrangement	48
Section 6.60 Order	0
Pension - No Payment Made	53
Non Pension - No Payment Made	54
Potential for Property Sale (> 3Yr in Arrears)	7
<i>(Included in Other Payment Arrangements)</i>	

Financial Hardship Applications

Differential Rates Category	No Properties
Office	0
Residential	3
Retail	0
Hotel	0
Commercial	0
Vacant	0

Prior Year Status

On Payment Arrangement	20
Financial Hardship	1
Awaiting external action (property sale, bankrupt)	26
Section 6.60 notice delivered	0
Legal Action (GPC)	9
Legal Action (PSSO)	0
Legal Action delayed	2
Potential for Legal Action	26

15.2 Schedule of Accounts Paid - May 2023

Responsible Officer	Michael Kent – Chief Financial Officer
Voting Requirements	Simple Majority
Attachments	Attachment 15.2A – Schedule of Accounts Paid - May 2023 ↓

Purpose

For Council to note details of payments made under delegated authority for the month of May 2023.

Recommendation

That Council:

- 1. RECEIVES the Schedule of Accounts Paid for the period ended 31 May 2023 as attached as Appendix 15.2A.
- 2. RECORDS in the Ordinary Council Meeting minutes the summary of accounts paid being:

Total Accounts Paid	
Municipal Fund	\$18,351,053.92
Trust Fund	0
Total - All Funds	\$18,351,053.92

Background

1. In accordance with Regulation 13(2) and 13(3) of the *Local Government (Financial Management) Regulations 1996*, where this power has been delegated, a list of payments for each month is to be compiled and presented to the Council. The Chief Executive Officer is delegated this authority under Delegation 2.14.
2. This authority has then been subdelegated by the Chief Executive Officer.
3. The listing of payments with full disclosure of all required information, is presented as an attachment to this report.
4. The listing of payments was made available to the Elected Members via the Council Hub, ahead of the agenda distribution, to provide additional time for review.
5. This summary report then facilitates the acknowledgement of the listing having been received.

Discussion

6. The Schedule of Accounts Paid (Attachment 15.2A) contains the following payments made under Delegated Authority 2.14 - Payments from the Municipal & Trust Fund:

Schedule of Accounts Paid - May 2023		
Municipal Fund		
EFT & Cheque Payments	Direct Creditor Payments	14,589,292.72
Sub Total - EFT & Cheques		14,589,292.72
Direct Debits	Bank Charges and Merchant Fees	53,291.78
Sub Total - Direct Debits		53,291.78
Payroll	05/05/2023	\$1,816,206.43
	19/05/2023	\$1,877,646.66
Sub Total - Payroll		\$3,693,853.09
Corporate Cards		14,616.33
Sub Total - Cards		14,616.33
Total per Attachment 15.2A		
Total Payments from Municipal Fund		18,351,053.92
Investments in Term Deposits		0
Trust Fund		
Trust EFT & Cheques		
Total - Trust Funds		

Consultation

Nil.

Decision Implications

7. Council’s acknowledgement of receiving the Schedule of Accounts Paid will meet its statutory obligation under Regulation 13(1) of the *Local Government (Financial Management) Regulations 1996*.

Strategic, Legislative and Policy Implications

Strategy	
Strategic Pillar (Objective)	Prosperous
Related Documents (Issue Specific Strategies and Plans):	Annual Budget

Legislation, Delegation of Authority and Policy	
Legislation:	<p>Section 6.10 of the <i>Local Government Act 1995</i> Regulation 13(1) of the <i>Local Government (Financial Management) Regulations 1996</i></p> <p>This section of the Act and the related regulation prescribes the requirement to prepare a list of all payments made for each month and to present them to Council. The Schedule of Accounts Paid (the ‘list’) should contain, for each payment:</p> <ul style="list-style-type: none"> • Payee Name • Amount of the Payment • Date of the Payment • Sufficient information to identify the transaction
Authority of Council/CEO:	In accordance with Regulation 13(2) and 13(3) of the <i>Local Government (Financial Management) Regulations 1996</i> , where this power has been delegated, a list of payments for each month is to be compiled and presented to the Council.
Policy:	Nil.

Financial Implications

8. There are no direct financial implications of receiving this report as it reflects a historical accounting of financial transactions that were provided for in the adopted budget (as amended).

Further Information

9. Questions and Responses forming part of the Agenda Briefing Session held on 18 July 2023 are as follows:

	Question	Response
1.	<p>Page 104 Item 15.2 Attachment A - Schedule of Accounts Paid Can you tell us what the "legal services for summons" refers to? Payments were made to Thomson Geer.</p>	<p>Thomson Geer were engaged by the City for a matter relating to a dog attack.</p>
2.	<p>Page 101 Can you tell us what "FOI Advice to be used for complex FOI's" relates too? There appears to be a legal case being managed by Herbert Smith Freehills - Legal case 21-020-CORREC-G - are these related?</p>	<p>The invoices relate to various FOI matters that required specialist legal advice. The majority of which were briefed out by the Legal Services Team and date back as far as March 2022.</p> <p>Legal case 21-020-CORREC-G relates to legal advice for an FOI.</p>



Schedule of Accounts Paid - Municipal Fund
For the Period :01/05/2023-31/05/2023

Payment Date	Document Type	Invoice Number	Payee	Payment Details	Payment Amount
Cheque/EFT Number 003684					1,891.95
4/05/2023	\$APINVCE	APRIL23	Plum Super	Alana Hall Super	1,891.95
Cheque/EFT Number 003685					421.02
4/05/2023	\$APINVCE	9001497945	WATER CORPORATION	Toilets at Hackett Drive Crawley	421.02
Cheque/EFT Number 003686					493.77
11/05/2023	\$APINVCE	9012387186	WATER CORPORATION	Metered Fire Hydrant Standpipe Hire	493.77
Cheque/EFT Number 003687					20,334.41
18/05/2023	\$APINVCE	9017137987	WATER CORPORATION	Shop 3 / 378 Wellington St Perth	254.48
18/05/2023	\$APINVCE	9001939184	WATER CORPORATION	Shop 9 / 376 Wellington St Perth	344.92
18/05/2023	\$APINVCE	9001939176	WATER CORPORATION	Shop 8-10 / 376 Wellington St Perth	374.10
18/05/2023	\$APINVCE	9011261186	WATER CORPORATION	Shop 5 / 376 Wellington St Perth	277.36
18/05/2023	\$APINVCE	9016839696	WATER CORPORATION	Shop 7 / 376 Wellington St Perth	279.80
18/05/2023	\$APINVCE	9016721671	WATER CORPORATION	Shop 6 / 376-420 Wellington St Perth	260.75
18/05/2023	\$APINVCE	9001938990	WATER CORPORATION	Shop 12-14 / 378 Wellington St Perth	1,114.20
18/05/2023	\$APINVCE	9001936848	WATER CORPORATION	Shop 1-5 / 84-96 Murray St Perth	378.93
18/05/2023	\$APINVCE	9001943802	WATER CORPORATION	R 1 Pier St Perth Lot ROUNDABOUT	2.71
18/05/2023	\$APINVCE	9001912328	WATER CORPORATION	t R 1 Royal St East Perth Lot ROAD VERGE	16.27
18/05/2023	\$APINVCE	9009383993	WATER CORPORATION	Shop 11 / 376 Wellington St Perth	573.11
18/05/2023	\$APINVCE	9011261186	WATER CORPORATION	Shop 5 / 376 Wellington St Perth	277.36
18/05/2023	\$APINVCE	9001939184	WATER CORPORATION	Shop 9 / 376 Wellington St Perth	344.92
18/05/2023	\$APINVCE	9001939176	WATER CORPORATION	t Shop 8-10 / 376 Wellington St Perth	374.10
18/05/2023	\$APINVCE	9016721671	WATER CORPORATION	Shop 6 / 376-420 Wellington St Perth	260.75
18/05/2023	\$APINVCE	9001939192	WATER CORPORATION	Shop 1 & 15 / 378 Wellington St Perth	293.46
18/05/2023	\$APINVCE	9001938990	WATER CORPORATION	Shop 12-14 / 378 Wellington St Perth Lot	1,114.20
18/05/2023	\$APINVCE	9001936848	WATER CORPORATION	Shop 1-5 / 84-96 Murray St Perth	378.93
18/05/2023	\$APINVCE	9016839696	WATER CORPORATION	Shop 7 / 376 Wellington St Perth	279.80
18/05/2023	\$APINVCE	9017137987	WATER CORPORATION	t Shop 3 / 378 Wellington St Perth Lot 9	254.48
18/05/2023	\$APINVCE	9017137995	WATER CORPORATION	Shop 4 378 Wellington St Perth Lot 969 R	266.54
18/05/2023	\$APINVCE	9010759521	WATER CORPORATION	shops at 129 James St Northbridge Lot 12	1,799.93
18/05/2023	\$APINVCE	9001938499	WATER CORPORATION	4 Forrest Pl Perth Lot 977 RES 44311.	613.63
18/05/2023	\$APINVCE	9011664866	WATER CORPORATION	81 Royal St East Perth Lot 221	316.66
18/05/2023	\$APINVCE	9011664874	WATER CORPORATION	81 Royal St East Perth Lot 221.	281.33
18/05/2023	\$APINVCE	9018906514	WATER CORPORATION	111 Goderich St East Perth Lot 800	48.96
18/05/2023	\$APINVCE	9011664882	WATER CORPORATION	e restaurant at 81 Royal St East Perth L	559.51
18/05/2023	\$APINVCE	9001938528	WATER CORPORATION	car park at 4 Forrest Pl Perth Lot 976	395.02
18/05/2023	\$APINVCE	9011664858	WATER CORPORATION	hairdresser at 81 Royal St East Perth Lo	254.48
18/05/2023	\$APINVCE	9013550387	WATER CORPORATION	car park at Mounts Bay Rd Perth Lot 1334	49.38
18/05/2023	\$APINVCE	9017137995	WATER CORPORATION	Shop 4 / 378 Wellington St Perth	266.54
18/05/2023	\$APINVCE	9009384048	WATER CORPORATION	Shop 16 / 376 Wellington St Perth	1,237.95
18/05/2023	\$APINVCE	9009384013	WATER CORPORATION	Shop 2 / 378 Wellington St Perth	477.59
18/05/2023	\$APINVCE	9009383993	WATER CORPORATION	Shop 11 / 376 Wellington St Perth	592.54
18/05/2023	\$APINVCE	9009384048	WATER CORPORATION	Shop 16 / 376 Wellington St Perth	1,237.95
18/05/2023	\$APINVCE	9009384013	WATER CORPORATION	Shop 2 / 378 Wellington St Perth	493.78
18/05/2023	\$APINVCE	9001938480	WATER CORPORATION	Forrest Pl Perth Lot 977 RES 44311.	2,536.01
18/05/2023	\$APINVCE	9001888321	WATER CORPORATION	R12510 Terrace Rd East Perth	891.98
18/05/2023	\$APINVCE	9001939192	WATER CORPORATION	p 1 & 15 / 378 Wellington St Perth	293.46
18/05/2023	\$APINVCE	9017137995	WATER CORPORATION	Shop 4 / 378 Wellington St Perth	266.54
Cheque/EFT Number 100527990					227.80
31/05/2023	\$APINVCE	100527990	FINES ENFORCEMENT REGISTRY	Infringement 100527990	227.80
Cheque/EFT Number 235896					2,584.15
4/05/2023	\$APINVCE	01070865	CTIS PTY LTD	Cash Collection from Car park and On-Str	2,584.15
Cheque/EFT Number 235897					4,214.70
4/05/2023	\$APINVCE	I58883538.PER	BIDFOOD WA PTY LTD	Food and beverage supplies for Community	1,055.53
4/05/2023	\$APINVCE	I58917487.PER	BIDFOOD WA PTY LTD	Food and beverage supplies for Community	968.32
4/05/2023	\$APINVCE	I58852124.PER	BIDFOOD WA PTY LTD	Food and beverage supplies for Community	1,232.22
4/05/2023	\$APINVCE	I58826200.PER	BIDFOOD WA PTY LTD	Food and beverage supplies for Community	958.63
Cheque/EFT Number 235898					16.10
4/05/2023	\$APINVCE	AUD262867	IRON MOUNTAIN AUSTRALIA GROUP PTY LTD	Off site storage of History Centre archi	16.10
Cheque/EFT Number 235899					1,087.06
4/05/2023	\$APINVCE	153897	ARTREF PTY LTD	Toner cartridges for Plotter	882.53
4/05/2023	\$APINVCE	153854	ARTREF PTY LTD	Plotter paper Level 2	204.53
Cheque/EFT Number 235900					23,852.17
4/05/2023	\$APINVCE	00165195	ADVANCED TRAFFIC MANAGEMENT	Traffic installation - City Of Light Feb	21,395.41
4/05/2023	\$APINVCE	00165196	ADVANCED TRAFFIC MANAGEMENT	Provide Traffic Management	2,456.76
Cheque/EFT Number 235901					69.00
4/05/2023	\$APINVCE	60702882	OFFICE WORKS	6x A1 Foam Boards - Officeworks	69.00



Schedule of Accounts Paid - Municipal Fund
For the Period :01/05/2023-31/05/2023

Payment Date	Document Type	Invoice Number	Payee	Payment Details	Payment Amount
Cheque/EFT Number 235902					2,199.50
4/05/2023	\$APINVCE	45682339	NESPRESSO	Depot Nespresso Coffee Pods	958.50
4/05/2023	\$APINVCE	45918379	NESPRESSO	Depot Nespresso Coffee Machine Descaling	26.00
4/05/2023	\$APINVCE	45917617	NESPRESSO	Coffee pods Citywatch	327.50
4/05/2023	\$APINVCE	45929501	NESPRESSO	Depot Nespresso Coffee Pods	887.50
Cheque/EFT Number 235903					184,928.78
4/05/2023	\$APINVCE	SIN000109704	DATA 3	Citrix Support and Maintenance Renewal 3	163,754.73
4/05/2023	\$APINVCE	SIN000109309	DATA 3	City of Perth Microsoft Azure Usage 2022	21,174.05
Cheque/EFT Number 235904					398.20
4/05/2023	\$APINVCE	49145	PUMPS AUSTRALIA	Daul Lance + Unloader Valve for H/P Clea	398.20
Cheque/EFT Number 235905					1,937.87
4/05/2023	\$APINVCE	122132	ROSMECH SALES AND SERVICE PTY LTD	Heavy Duty Suction Hose for Large Road S	1,466.41
4/05/2023	\$APINVCE	122208	ROSMECH SALES AND SERVICE PTY LTD	Air Ram Cylinder for Brush Arm on Large	471.46
Cheque/EFT Number 235906					422,330.44
4/05/2023	\$APINVCE	000000026325	INTERFLOW PTY LTD	Stormwater Reline 2022/23 - Interflow P	422,330.44
Cheque/EFT Number 235907					259.91
4/05/2023	\$APINVCE	186107335	Higgins Coatings Pty Ltd	Unplanned Graffiti Removal & Painting Se	259.91
Cheque/EFT Number 235908					1,508.22
4/05/2023	\$APINVCE	335098	WESTBOOKS	Supply of Fiction & Non-Fiction Books	292.07
4/05/2023	\$APINVCE	335135	WESTBOOKS	1 x Copy of Library Marketing & Communca	151.60
4/05/2023	\$APINVCE	335134	WESTBOOKS	Supply of Fiction & Non-Fiction Books	1,064.55
Cheque/EFT Number 235909					6,948.99
4/05/2023	\$APINVCE	8067189634	TK Elevator Australia Pty Ltd	PLANNED LIFT AND ESCALATOR MAINTENANCE -	3,802.32
4/05/2023	\$APINVCE	8067189625	TK Elevator Australia Pty Ltd	PLANNED LIFT AND ESCALATOR MAINTENANCE -	726.20
4/05/2023	\$APINVCE	8067191143	TK Elevator Australia Pty Ltd	Vertical Transportation Reactive Mainten	1,402.57
4/05/2023	\$APINVCE	8067191136	TK Elevator Australia Pty Ltd	Vertical Transportation Reactive Mainten	331.41
4/05/2023	\$APINVCE	8067191126	TK Elevator Australia Pty Ltd	Vertical Transportation Reactive Mainten	426.10
4/05/2023	\$APINVCE	8067191104	TK Elevator Australia Pty Ltd	Vertical Transportation Reactive Mainten	260.39
Cheque/EFT Number 235910					105,228.79
4/05/2023	\$APINVCE	5622	PHASE 3 LANDSCAPE CONSTRUCTION PTY LTD	Point Fraser Playground Renewal - PHASE	105,228.79
Cheque/EFT Number 235911					3,631.51
4/05/2023	\$APINVCE	654999411	ALINTA SALES PTY LTD	City Station Complex (C Of P) - Welling	1,352.20
4/05/2023	\$APINVCE	70456498	ALINTA SALES PTY LTD	JAMES ST, NORTHBRIDGE W	1,361.24
4/05/2023	\$APINVCE	70459777	ALINTA SALES PTY LTD	5 ST GEORGES TCE, PERTH WA	3,722.05
4/05/2023	\$APINVCE	70456001	ALINTA SALES PTY LTD	NELSON CRES, EAST PERTH WA	547.11
4/05/2023	\$APINVCE	70456795	ALINTA SALES PTY LTD	Unit 3/129 JAMES ST, PERTH WA	856.64
4/05/2023	\$APINVCE	70456807	ALINTA SALES PTY LTD	HENRY LAWSON WALK, EAST PERTH WA	543.61
4/05/2023	\$APINVCE	70456501	ALINTA SALES PTY LTD	BARRACK ST, PERTH WA	1,114.29
4/05/2023	\$APINVCE	70455712	ALINTA SALES PTY LTD	Suite B2/683 HAY ST, PERTH W	458.34
4/05/2023	\$APINVCE	70455977	ALINTA SALES PTY LTD	Unit A/2 PLAIN ST, EAST PERTH WA	2,486.50
4/05/2023	\$APINVCE	70455971	ALINTA SALES PTY LTD	NELSON CRES, EAST PERTH WA	393.97
4/05/2023	\$APINVCE	70456515	ALINTA SALES PTY LTD	Unit 1/RIVERSIDE DR, PERTH WA	425.59
4/05/2023	\$APINVCE	70456527	ALINTA SALES PTY LTD	ST GEORGES TCE, PERTH WA	1,171.40
4/05/2023	\$APINVCE	70456010	ALINTA SALES PTY LTD	83 ROYAL ST, EAST PERTH WA	2,504.51
4/05/2023	\$APINVCE	70456796	ALINTA SALES PTY LTD	HAY ST, PERTH WA	415.50
4/05/2023	\$APINVCE	70455857	ALINTA SALES PTY LTD	PLAIN ST, EAST PERTH WA	2,470.34
4/05/2023	\$APINVCE	70456504	ALINTA SALES PTY LTD	Suite B1/HAY ST, PERTH WA	449.76
4/05/2023	\$APINVCE	70459817	ALINTA SALES PTY LTD	Unit A/160 Hay ST, EAST PERTH WA	954.41
4/05/2023	\$APINVCE	70457029	ALINTA SALES PTY LTD	PARKWAY, NEDLANDS WA	750.15
4/05/2023	\$APCREDIT	1032109	ALINTA SALES PTY LTD	420 WELLINGTON S	-18,346.10
Cheque/EFT Number 235912					1,204.50
4/05/2023	\$APINVCE	8507	ThinkTank Media Pty Ltd	Staff Learning and Development- Corporat	1,204.50
Cheque/EFT Number 235913					13,052.71
4/05/2023	\$APINVCE	3486	ENVIROPATH PTY LTD T/ AS SPOT'S ALL SURFACE CLEANING	Planned Car Park Degreasing for July 202	11,720.50
4/05/2023	\$APINVCE	3484	ENVIROPATH PTY LTD T/ AS SPOT'S ALL SURFACE CLEANING	Rubber Skirting for Pavement Cleaner Fro	1,332.21
Cheque/EFT Number 235914					869.88
4/05/2023	\$APINVCE	P3494190	ATOM SUPPLY	120x sunglasses	869.88
Cheque/EFT Number 235915					52.38
4/05/2023	\$APINVCE	2403520	Altronics Pty Ltd	Altronics Distributors Pty Ltd Supplier	52.38
Cheque/EFT Number 235916					129,773.60
4/05/2023	\$APINVCE	210426	ACCESS BRICKPAVING CO	VENTNOR AVENUE, WEST PERTH- URBAN FOREST	16,890.50
4/05/2023	\$APINVCE	310332	ACCESS BRICKPAVING CO	100780 - URBAN FOREST INFILL PLANTING PR	23,087.90
4/05/2023	\$APINVCE	140424	ACCESS BRICKPAVING CO	Colin St - Brick Removal and Demolition	89,795.20
Cheque/EFT Number 235917					2,855.25
4/05/2023	\$APINVCE	00026682	Sunny Industrial Brushware	Annual Sweeper Brush Blanket Order for 3	2,855.25
Cheque/EFT Number 235918					15,111.27
EOS ELECTRICAL					



Schedule of Accounts Paid - Municipal Fund
For the Period :01/05/2023-31/05/2023

Payment Date	Document Type	Invoice Number	Payee	Payment Details	Payment Amount
4/05/2023	\$APINVCE	00017020	EOS ELECTRICAL	Banner Installation and Removal Fees - 2	15,111.27
Cheque/EFT Number 235919					799.70
4/05/2023	\$APINVCE	INV-00003222	TECHNICAL SERVICES GROUP	Installation of one WAP on a new CCTV MF	799.70
Cheque/EFT Number 235920					2,054.24
4/05/2023	\$APINVCE	XA980029052:02	DAIMLER TRUCKS PERTH	New Upper L/H Corner Paneling / Bumper f	2,054.24
Cheque/EFT Number 235921					51,002.28
4/05/2023	\$APINVCE	4014	LIGHTNING BRICK PAVERS PTY LTD	Civil Maintenance Works 2022/23	51,002.28
Cheque/EFT Number 235922					3,460.60
4/05/2023	\$APINVCE	INV-000994	DIGITAL EDUCATION SERVICES PTY LTD	Application Software of Online learning	3,460.60
Cheque/EFT Number 235923					65.00
4/05/2023	\$APINVCE	INV-45121	ISUBSCRIBE PTY LTD	Subscription Renewal for Vogue Living Ma	65.00
Cheque/EFT Number 235924					1,179.20
4/05/2023	\$APINVCE	467331	Sydel Nominees t/as Imagesource Digital Solution	Citywatch - Signage supply and install	654.50
4/05/2023	\$APINVCE	467330	Sydel Nominees t/as Imagesource Digital Solution	Image source - CoP Logo Banner reskin x2	365.20
4/05/2023	\$APINVCE	467327	Sydel Nominees t/as Imagesource Digital Solution	10 x printed copies of the Hancock Prosp	159.50
Cheque/EFT Number 235925					770.00
4/05/2023	\$APINVCE	0099	REBECCA FLANAGAN	Two children's shows for the April Schoo	770.00
Cheque/EFT Number 235926					3,410.00
4/05/2023	\$APINVCE	INV-11068-S6S8P9	SURUN SERVICES PTY LTD	2022/23 electrical maintenance requireme	1,705.00
4/05/2023	\$APINVCE	INV-11066-VOP8P7	SURUN SERVICES PTY LTD	2022/23 electrical maintenance requireme	1,705.00
Cheque/EFT Number 235927					82.10
4/05/2023	\$APINVCE	484610	JAPANESE TRUCK & BUS SPARES PTY LTD	Hino Breather Filter for Small ISA Truck	82.10
Cheque/EFT Number 235928					56,850.29
4/05/2023	\$APINVCE	APRIL 2023	DEPARTMENT OF MINES INDUSTRY REGULATION AN	DEPARTMENT OF MINES INDUSTRY REGULATION AN April 2023	56,850.29
Cheque/EFT Number 235929					17,395.76
4/05/2023	\$APINVCE	56252	DATALINE VISUAL LINK PTY LTD	Invoice 56243	-68.84
4/05/2023	\$APINVCE	56260	DATALINE VISUAL LINK PTY LTD	Removal and reinstatement of CCTV for li	8,222.34
4/05/2023	\$APINVCE	56261	DATALINE VISUAL LINK PTY LTD	Royal Street Stage-3 Relocation of 2 x C	5,656.76
4/05/2023	\$APINVCE	56262	DATALINE VISUAL LINK PTY LTD	Regal Place CP -Tenant Roller door Acce	2,903.23
4/05/2023	\$APINVCE	56258	DATALINE VISUAL LINK PTY LTD	CCTV Maintenance 22/23 FY	186.08
4/05/2023	\$APINVCE	56259	DATALINE VISUAL LINK PTY LTD	CCTV Maintenance 22/23 FY	496.19
Cheque/EFT Number 235930					1,661.07
4/05/2023	\$APINVCE	2013819349	ELECTRICITY GENERATION AND RETAIL CORPORATIO	U A 44 Lake St, Northbridge WA 6003	64.80
4/05/2023	\$APINVCE	2041799394	ELECTRICITY GENERATION AND RETAIL CORPORATIO	Lot 483 U 2 Terrace Rd, Perth WA 6000	229.88
4/05/2023	\$APINVCE	2033812915	ELECTRICITY GENERATION AND RETAIL CORPORATIO	U 3 81 Royal St, East Perth WA 6004	280.12
4/05/2023	\$APINVCE	2045799398	ELECTRICITY GENERATION AND RETAIL CORPORATIO	171 St Georges Tce, Perth WA 6000	503.48
4/05/2023	\$APCREDT	2029373561	ELECTRICITY GENERATION AND RETAIL CORPORATIO	ELECTRICITY GEN	-245.36
4/05/2023	\$APINVCE	2093772694	ELECTRICITY GENERATION AND RETAIL CORPORATIO	4 Royal St, East Perth WA 6004	307.02
4/05/2023	\$APINVCE	2097750468	ELECTRICITY GENERATION AND RETAIL CORPORATIO	Lot 650 Mounts Bay Rd, Kings Park WA 600	124.93
4/05/2023	\$APINVCE	2013815915	ELECTRICITY GENERATION AND RETAIL CORPORATIO	Lot 0 Mount St, West Perth WA 6005	242.46
4/05/2023	\$APINVCE	2037799522	ELECTRICITY GENERATION AND RETAIL CORPORATIO	: Lot 901 Mounts Bay Rd, Perth WA 6000	153.74
Cheque/EFT Number 235931					11,550.00
4/05/2023	\$APINVCE	INV-10230	ES2 PTY LTD	Managerd Digital Development Services 3	11,550.00
Cheque/EFT Number 235932					600.00
4/05/2023	\$APINVCE	552497-3	DE VINE CELLARS	COP Catering Liquor Supplies	120.00
4/05/2023	\$APINVCE	552115-3	DE VINE CELLARS	COP Catering Liquor Supplies	480.00
Cheque/EFT Number 235933					264.00
4/05/2023	\$APINVCE	2566564	WEST COAST SPRING WATER PTY LTD T/AS AUSSIE	N COUNCIL HOUSE & CAR PARKS - SUPPLY & MAI	44.00
4/05/2023	\$APINVCE	2566563	WEST COAST SPRING WATER PTY LTD T/AS AUSSIE	N COUNCIL HOUSE & CAR PARKS - SUPPLY & MAI	44.00
4/05/2023	\$APINVCE	2566562	WEST COAST SPRING WATER PTY LTD T/AS AUSSIE	N COUNCIL HOUSE & CAR PARKS - SUPPLY & MAI	44.00
4/05/2023	\$APINVCE	2566561	WEST COAST SPRING WATER PTY LTD T/AS AUSSIE	N COUNCIL HOUSE & CAR PARKS - SUPPLY & MAI	44.00
4/05/2023	\$APINVCE	2566559	WEST COAST SPRING WATER PTY LTD T/AS AUSSIE	N COUNCIL HOUSE & CAR PARKS - SUPPLY & MAI	44.00
4/05/2023	\$APINVCE	2535304	WEST COAST SPRING WATER PTY LTD T/AS AUSSIE	N COUNCIL HOUSE & CAR PARKS - SUPPLY & MAI	44.00
Cheque/EFT Number 235934					1,192.58
4/05/2023	\$APINVCE	624694	The Trustee for Wendy Mead Family Trust & OTH	t/aCOP catering Casual staff Pinnacle Peopl	1,192.58
Cheque/EFT Number 235935					5,000.00
4/05/2023	\$APINVCE	2023-15	BUDDHA'S LIGHT INTERNATIONAL ASSOC OF WA INC	Event Sponsorship 22/23 Round 2 'Buddha'	5,000.00
Cheque/EFT Number 235936					500.00
4/05/2023	\$APINVCE	00013142	SMEDIA PTY LTD	3 months access to digital newspaper, Th	500.00
Cheque/EFT Number 235937					3,630.00
4/05/2023	\$APINVCE	230333A	SURVEYTECH TRAFFIC SURVEYS PTY LTD	Video Surveys - Winthrop Shared Path	3,630.00
Cheque/EFT Number 235938					1,675.00
4/05/2023	\$APINVCE	INV11402	GEOFFREY BAIN T/AS JUNK REMOVAL	CONCOURSE BIN ROOM - PLANNED MAINTENANCE	100.00
4/05/2023	\$APINVCE	INV11401	GEOFFREY BAIN T/AS JUNK REMOVAL	CONCOURSE BIN ROOM - PLANNED MAINTENANCE	150.00
4/05/2023	\$APINVCE	INV11400	GEOFFREY BAIN T/AS JUNK REMOVAL	CONCOURSE BIN ROOM - PLANNED MAINTENANCE	100.00
4/05/2023	\$APINVCE	INV11274	GEOFFREY BAIN T/AS JUNK REMOVAL	CONCOURSE BIN ROOM - PLANNED MAINTENANCE	100.00



Schedule of Accounts Paid - Municipal Fund
For the Period :01/05/2023-31/05/2023

Payment Date	Document Type	Invoice Number	Payee	Payment Details	Payment Amount
4/05/2023	\$APINVCE	INV11385	GEOFFREY BAIN T/AS JUNK REMOVAL	CONCOURSE BIN ROOM - PLANNED MAINTENANCE	225.00
4/05/2023	\$APINVCE	INV11380	GEOFFREY BAIN T/AS JUNK REMOVAL	CONCOURSE BIN ROOM - PLANNED MAINTENANCE	150.00
4/05/2023	\$APINVCE	INV11384	GEOFFREY BAIN T/AS JUNK REMOVAL	CONCOURSE BIN ROOM - PLANNED MAINTENANCE	100.00
4/05/2023	\$APINVCE	INV11371	GEOFFREY BAIN T/AS JUNK REMOVAL	CONCOURSE BIN ROOM - PLANNED MAINTENANCE	150.00
4/05/2023	\$APINVCE	INV11369	GEOFFREY BAIN T/AS JUNK REMOVAL	CONCOURSE BIN ROOM - PLANNED MAINTENANCE	150.00
4/05/2023	\$APINVCE	INV11342	GEOFFREY BAIN T/AS JUNK REMOVAL	CONCOURSE BIN ROOM - PLANNED MAINTENANCE	400.00
4/05/2023	\$APINVCE	INV11343	GEOFFREY BAIN T/AS JUNK REMOVAL	CONCOURSE BIN ROOM - PLANNED MAINTENANCE	50.00
Cheque/EFT Number 235939					102.40
			BROWNES FOODS OPERATIONS PTY LTD		
4/05/2023	\$APINVCE	17104767	BROWNES FOODS OPERATIONS PTY LTD	Depot Weekly Milk Delivery 1 July 2022 -	102.40
Cheque/EFT Number 235940					270.00
			ODTREND PTY LTD T/AS OUTDOOR COUNTERS AUSTRALIA		
4/05/2023	\$APINVCE	INV-0201	ODTREND PTY LTD T/AS OUTDOOR COUNTERS AUST	Continued data collection services for B	270.00
Cheque/EFT Number 235941					648.12
			A E HOSKINS & SONS		
4/05/2023	\$APINVCE	481590	A E HOSKINS & SONS	A E HOSKINS & SONS VARIOUS SITES - UNPLA	648.12
Cheque/EFT Number 235942					572.00
			MICKTRIC EVENTS		
4/05/2023	\$APINVCE	INV-12247	MICKTRIC EVENTS	Electrical services and Form 5 sign-off	572.00
Cheque/EFT Number 235943					496.74
			AUSTRALIA POST		
4/05/2023	\$APINVCE	1012310338	AUSTRALIA POST	Over the counter transaction fees - Rate	496.74
Cheque/EFT Number 235944					792.00
			NATURAL AREA CONSULTING MANAGEMENT SERVICES		
4/05/2023	\$APINVCE	00019837	NATURAL AREA CONSULTING MANAGEMENT SERVIC	Grass weed and limestone weed around Lak	792.00
Cheque/EFT Number 235945					86.90
			ECOSPILL PTY LTD		
4/05/2023	\$APINVCE	INV00791230E	ECOSPILL PTY LTD	Onsite inspection of Oil Spill Kits for	86.90
Cheque/EFT Number 235946					4,460.09
			Glen Flood Group Pty Ltd t/as GFG Temporary Assist		
4/05/2023	\$APINVCE	INV-2607	Glen Flood Group Pty Ltd t/as GFG Temporary Assist	Temporary Design Engineer	4,460.09
Cheque/EFT Number 235947					3,385.68
			ALLMAKES PTY LTD T/AS BRANDWORX AUSTRALIA		
4/05/2023	\$APINVCE	778366	ALLMAKES PTY LTD T/AS BRANDWORX AUSTRALIA	CUSTOMER EXPERIENCE UNIFORMS	772.53
4/05/2023	\$APINVCE	778202	ALLMAKES PTY LTD T/AS BRANDWORX AUSTRALIA	CORPORATE UNIFORM	56.61
4/05/2023	\$APINVCE	778199	ALLMAKES PTY LTD T/AS BRANDWORX AUSTRALIA	Uniform replacement	237.51
4/05/2023	\$APINVCE	778203	ALLMAKES PTY LTD T/AS BRANDWORX AUSTRALIA	Rangers Uniform Supplies 2022-2023	254.51
4/05/2023	\$APINVCE	778200	ALLMAKES PTY LTD T/AS BRANDWORX AUSTRALIA	Rangers Uniform Supplies 2022-2023	354.00
4/05/2023	\$APINVCE	778205	ALLMAKES PTY LTD T/AS BRANDWORX AUSTRALIA	Rangers Uniform Supplies 2022-2023	198.99
4/05/2023	\$APINVCE	778204	ALLMAKES PTY LTD T/AS BRANDWORX AUSTRALIA	Rangers Uniform Supplies 2022-2023	198.99
4/05/2023	\$APINVCE	778201	ALLMAKES PTY LTD T/AS BRANDWORX AUSTRALIA	Rangers Uniform Supplies 2022-2023	674.00
4/05/2023	\$APINVCE	778198	ALLMAKES PTY LTD T/AS BRANDWORX AUSTRALIA	Surveillance Uniforms	638.54
Cheque/EFT Number 235948					5,259.41
			Programmed Skilled Workforce Limited		
4/05/2023	\$APINVCE	4539679	Programmed Skilled Workforce Limited	Onstreet Reservations Contract Staff - 6	1,856.27
4/05/2023	\$APINVCE	4539677	Programmed Skilled Workforce Limited	Agency CPP Permits	1,423.14
4/05/2023	\$APINVCE	4539678	Programmed Skilled Workforce Limited	Parking Card Contract Staff - 6 month A	1,980.00
Cheque/EFT Number 235949					1,910.70
			RESOURCE FLUID POWER PTY LTD T/AS H.W.C. HYDRAULICS & EQUIPM		
4/05/2023	\$APINVCE	00012752	RESOURCE FLUID POWER PTY LTD T/AS H.W.C. HYDR	Repair / Rebuild for Hydraulic RAMs for	1,910.70
Cheque/EFT Number 235950					497.64
			BAILEY'S THE FERTILISER FAMILY		
4/05/2023	\$APINVCE	37711	BAILEY'S THE FERTILISER FAMILY	Fertiliser	497.64
Cheque/EFT Number 235951					3,080.00
			DEPARTMENT OF LOCAL GOVERNMENT, SPORT AND CULTURAL INDUSTRIE		
4/05/2023	\$APINVCE	R1034533	DEPARTMENT OF LOCAL GOVERNMENT, SPORT AND	Standards Panel Fees FY 2021/22	3,080.00
Cheque/EFT Number 235952					829.84
			ACE SECURITY AND EVENTS SERVICES		
4/05/2023	\$APINVCE	0009408	ACE SECURITY AND EVENTS SERVICES	Security for Town Hall events - Ordered	829.84
Cheque/EFT Number 235953					2,217.40
			A.D COOTE & CO. (SHEETMETAL)PTY LTD		
4/05/2023	\$APINVCE	120881	A.D COOTE & CO. (SHEETMETAL)PTY LTD	Replacement 2x light poles	2,217.40
Cheque/EFT Number 235954					650.00
			Perth City Farm Inc		
4/05/2023	\$APINVCE	INV-5045	Perth City Farm Inc	Hire of Community Room at Perth City Far	650.00
Cheque/EFT Number 235955					1,909.75
			ESSENTIAL FIRE SERVICES PTY LTD		
4/05/2023	\$APINVCE	97518SM	ESSENTIAL FIRE SERVICES PTY LTD	FIRE SERVICES REACTIVE MAINTENANCE FOR F	121.00
4/05/2023	\$APINVCE	97463SM	ESSENTIAL FIRE SERVICES PTY LTD	FIRE SERVICES REACTIVE MAINTENANCE FOR F	242.00
4/05/2023	\$APINVCE	96778SM	ESSENTIAL FIRE SERVICES PTY LTD	FIRE SERVICES REACTIVE MAINTENANCE FOR F	1,546.75
Cheque/EFT Number 235956					643.50
			The Trustee for Hayto Trust t/as SoCo Studios		
4/05/2023	\$APINVCE	00003340	The Trustee for Hayto Trust t/as SoCo Studios	pixar putt VP video socials	643.50
Cheque/EFT Number 235957					2,286.90
			3 Logix Pty Ltd		
4/05/2023	\$APINVCE	11028207	3 Logix Pty Ltd	Annual Renewal Waste Track access 01/07/	2,286.90
Cheque/EFT Number 235958					975.80
			BIN BATH CORPORATION PTY LTD		
4/05/2023	\$APINVCE	BB-18143	BIN BATH CORPORATION PTY LTD	VARIOUS SITES - BIN CLEANING SERVICES FO	156.40
4/05/2023	\$APINVCE	BB-18991	BIN BATH CORPORATION PTY LTD	VARIOUS SITES - BIN CLEANING SERVICES FO	204.00
4/05/2023	\$APINVCE	BB-18142	BIN BATH CORPORATION PTY LTD	VARIOUS SITES - BIN CLEANING SERVICES FO	156.40
4/05/2023	\$APINVCE	BB-18145	BIN BATH CORPORATION PTY LTD	VARIOUS SITES - BIN CLEANING SERVICES FO	68.00
4/05/2023	\$APINVCE	BB-18525	BIN BATH CORPORATION PTY LTD	VARIOUS SITES - BIN CLEANING SERVICES FO	312.80
4/05/2023	\$APINVCE	BB-16560	BIN BATH CORPORATION PTY LTD	VARIOUS SITES - BIN CLEANING SERVICES FO	78.20
Cheque/EFT Number 235959					1,753.40
			Access Without Barriers Pty Ltd t/as AWB Co		
4/05/2023	\$APINVCE	116029	Access Without Barriers Pty Ltd t/as AWB Co	AWB UNPLANNED MAINTENANCE - 2022/23 FY.	1,386.00



Schedule of Accounts Paid - Municipal Fund
For the Period :01/05/2023-31/05/2023

Payment Date	Document Type	Invoice Number	Payee	Payment Details	Payment Amount
4/05/2023	\$APINVCE	115920	Access Without Barriers Pty Ltd t/as AWB Co	AWB UNPLANNED MAINTENANCE - 2022/23 FY.	367.40
Cheque/EFT Number 235960					990.00
4/05/2023	\$APINVCE	110686/01	GRENSHED PTY LTD T/AS LIVING TURF	4 x 10L Greenlawnger	990.00
Cheque/EFT Number 235961					440.00
4/05/2023	\$APINVCE	INV-T18044	TAK SHUN DICKSON CHEUNG - TAKO PRINT Solutio	2000 x eAudiobook and eBook collections	297.00
4/05/2023	\$APINVCE	INV-T18045	TAK SHUN DICKSON CHEUNG - TAKO PRINT Solutio	Round Stickers - 40mm Printed on gloss p	143.00
Cheque/EFT Number 235962					3,111.60
4/05/2023	\$APINVCE	00010565	The Trustee for L Jeffery Family Trust t/as Cockburn Party H Cockburn Party Hire		3,111.60
Cheque/EFT Number 235963					1,606.00
4/05/2023	\$APINVCE	INV-0152	SOPHIE LOUISE DENNIS T/AS ALL THE LIGHTS	Kids Workshops and Face painting - Music	1,606.00
Cheque/EFT Number 235964					3,034.50
4/05/2023	\$APINVCE	IN 102067	Excel Consulting Solutions Pty Ltd t/as Nexacu	Professional Development	3,034.50
Cheque/EFT Number 235965					500.00
4/05/2023	\$APINVCE	2221	AMANDA KYLIE ZUVELA T/A VIEWFINDER PHOTOGRAPHY	Photography for Nyoongar Art and Yarning	500.00
Cheque/EFT Number 235966					1,314.50
4/05/2023	\$APINVCE	120522092	PSN EVENTS PTY LTD (PUBLIC SECTOR NETWORK)	Professional Development	1,314.50
Cheque/EFT Number 235967					2,490.40
4/05/2023	\$APINVCE	00004057	ICT EXPRESS PTY LTD	COPQ4057 Network Cable	1,776.50
4/05/2023	\$APINVCE	00004064	ICT EXPRESS PTY LTD	Cisco switch rail kits	713.90
Cheque/EFT Number 235968					814.03
4/05/2023	\$APINVCE	1970122743	GPC Asia Pacific Pty Ltd T/AS NAPA	LED Taillight Assemblies + Beacons for L	660.83
4/05/2023	\$APINVCE	1970123377	GPC Asia Pacific Pty Ltd T/AS NAPA	LED Taillight Assemblies + Beacons for L	153.20
Cheque/EFT Number 235969					3,486.14
4/05/2023	\$APINVCE	INV891116	ORIX Australia Corporation Ltd	Orix Novated Lease 2022-23	3,486.14
Cheque/EFT Number 235970					386.88
4/05/2023	\$APINVCE	ML-T00055589	J.H. FLUID TRANSFER SOLUTIONS PTY LTD T/AS PIRTEK MALAGA	J.H. FLUID TRANSFER SOLUTIONS PTY LTD T/AS PIRTEK Replaced Hydraulic Hose Assembly on Road	386.88
Cheque/EFT Number 235971					2,335.30
4/05/2023	\$APINVCE	72638	AQUAMONIX PTY LTD	Narrows Tbox and screen	2,335.30
Cheque/EFT Number 235972					510.91
4/05/2023	\$APINVCE	40543677	THE GRIFFITH FAMILY TRUST T/AS SUPERSTOCK SERV SUPERSTOCK	SUPPLY OF FOOD AND BEVERAGE	132.70
4/05/2023	\$APINVCE	40543490	THE GRIFFITH FAMILY TRUST T/AS SUPERSTOCK SERV SUPERSTOCK	SUPPLY OF FOOD AND BEVERAGE	107.22
4/05/2023	\$APINVCE	40543542	THE GRIFFITH FAMILY TRUST T/AS SUPERSTOCK SERV SUPERSTOCK	SUPPLY OF FOOD AND BEVERAGE	45.40
4/05/2023	\$APINVCE	40543491	THE GRIFFITH FAMILY TRUST T/AS SUPERSTOCK SERV SUPERSTOCK	SUPPLY OF FOOD AND BEVERAGE	38.70
4/05/2023	\$APINVCE	40542831	THE GRIFFITH FAMILY TRUST T/AS SUPERSTOCK SERV SUPERSTOCK	SUPPLY OF FOOD AND BEVERAGE	186.89
Cheque/EFT Number 235973					1,409.85
4/05/2023	\$APINVCE	INVTBIO0004600	BIG ISSUE IN AUSTRALIA LIMITED T/AS THE BIG ISSUE	Big Issues Magazines. We sell the magazi	1,409.85
Cheque/EFT Number 235974					4,125.00
4/05/2023	\$APINVCE	INV-53430	Mission Bay Enterprises Pty Ltd t/as Crush	Graphic Design for Rio Tinto Christmas L	2,310.00
4/05/2023	\$APINVCE	INV-53416	Mission Bay Enterprises Pty Ltd t/as Crush	Prepress and printing of new COP Investm	1,815.00
Cheque/EFT Number 235975					1,000.00
4/05/2023	\$APINVCE	0015	Jasmine Rose Leivers t/as jasmine leivers	Local Activation Grant (Batch 5) - WA Ma	1,000.00
Cheque/EFT Number 235976					18.00
4/05/2023	\$APINVCE	209478/20	JOAN SHAW	Craft stall JI-17/01/23-19/04/23	18.00
Cheque/EFT Number 235977					21.15
4/05/2023	\$APINVCE	209478/20	PATRICIA HOLMES	Craft stall JI-17/01/23-19/04/23	21.15
Cheque/EFT Number 235978					46.80
4/05/2023	\$APINVCE	54875/20	JOAN HUNTER	Craft stall JI-17/01/23-19/04/23	46.80
Cheque/EFT Number 235979					141.75
4/05/2023	\$APINVCE	CM188666/20	YVONNE MARY PETHER	Craft stall JI-17/01/23-19/04/23	141.75
Cheque/EFT Number 235980					47.25
4/05/2023	\$APINVCE	188508/20	CORALIE(COS) APPS	Craft stall JI-17/01/23-19/04/23	47.25
Cheque/EFT Number 235981					227.97
4/05/2023	\$APINVCE	CM54894/20	JEAN MACKIE	Craft Stall JI 17/01/2023 - 19/04/2023	227.97
Cheque/EFT Number 235982					9.00
4/05/2023	\$APINVCE	209478/20	SANDRA O'BRIEN	Craft stall JI-17/01/23-19/04/23	9.00
Cheque/EFT Number 235983					49.50
4/05/2023	\$APINVCE	188497/20	MAJ SUSANNE DOLVA	Craft stall JI-17/01/23-19/04/23	49.50
Cheque/EFT Number 235984					39.60
4/05/2023	\$APINVCE	188642/20	DOREEN WHEELER	Craft stall JI-17/01/23-19/04/23	39.60
Cheque/EFT Number 235985					28.80
4/05/2023	\$APINVCE	188459/20	ELSIE MAY ALLAN	Craft stall JI-17/01/23-19/04/23	28.80
Cheque/EFT Number 235986					111.60
4/05/2023	\$APINVCE	CM54909/20	JUNE BUSH	June Bush	111.60
Cheque/EFT Number 235987					48.60
4/05/2023	\$APINVCE	55519/20	MARGARET FURNESS	Craft stall JI-17/01/23-19/04/23	48.60
Cheque/EFT Number 235988					20,064.00
4/05/2023	\$APINVCE		THE TRUSTEE FOR THE QUITO PTY LTD T/AS BENARA NURSERIES		20,064.00



Schedule of Accounts Paid - Municipal Fund
For the Period :01/05/2023-31/05/2023

Payment Date	Document Type	Invoice Number	Payee	Payment Details	Payment Amount
4/05/2023	\$APINVCE	452982	THE TRUSTEE FOR THE QUITO PTY LTD T/AS BENARA	Tree Purchase - Mountsbay road	20,064.00
Cheque/EFT Number 235989					191.70
4/05/2023	\$APINVCE	CM155753/20	PATRICIA ANNE BENJAMIN	Craft Stall Jl 17/01/2023 to 19/4/2023	191.70
Cheque/EFT Number 235990					201.60
4/05/2023	\$APINVCE	02052023	ANNE DOUGLAS	Craft stall Jl-17/01/23-19/04/23	201.60
Cheque/EFT Number 235991					717.04
4/05/2023	\$APINVCE	11971179	COMPLETE OFFICE SUPPLIES PTY LTD - COS	Stationery Level 8	93.20
4/05/2023	\$APINVCE	11972048	COMPLETE OFFICE SUPPLIES PTY LTD - COS	Stationery Level 8	115.23
4/05/2023	\$APINVCE	11967898	COMPLETE OFFICE SUPPLIES PTY LTD - COS	Depot Stationery & Catering Supplies	95.18
4/05/2023	\$APINVCE	11963325	COMPLETE OFFICE SUPPLIES PTY LTD - COS	Blanket Order Stationery Supplies - Leve	114.09
4/05/2023	\$APINVCE	11964986	COMPLETE OFFICE SUPPLIES PTY LTD - COS	Coffee and Tea for CPP control room from	299.34
Cheque/EFT Number 235992					22.50
4/05/2023	\$APINVCE	73472/20	SOW FONG KHOO	Craft stall Jl-17/01/23-19/04/23	22.50
Cheque/EFT Number 235993					10,652.37
4/05/2023	\$APINVCE	2454	Perth Materials Blowing Pty Ltd	Blow in mulch	8,041.88
4/05/2023	\$APINVCE	2453	Perth Materials Blowing Pty Ltd	30m3 Jarrah Chip Mulch - Harold Boas Pla	2,610.49
Cheque/EFT Number 235994					2,200.00
4/05/2023	\$APINVCE	2056	GREGORY DOUGLAS MILLER T/AS THE JOY OF WOOD	Workshop during Boorloo Heritage Festiva	2,200.00
Cheque/EFT Number 235995					500.00
4/05/2023	\$APINVCE	18042023	AUSTRALIA MALAYSIA BUSINESS CHAMBER(WESTERN AUSTRALIA)INCORP	Corporate Membership	500.00
Cheque/EFT Number 235996					1,691.20
4/05/2023	\$APINVCE	0219	Clear To Work PTY LTD T/AS Clear To Work	National Pplice Clearance	1,691.20
Cheque/EFT Number 235997					1,239.00
4/05/2023	\$APINVCE	IN230307	Botanic Gardens and Parks Authority t/as Aspects of Kings Park	Botanic Gardens and Parks Authority t/as Aspects of WA Flora - Spring 2022 Kings Park Contra	1,239.00
Cheque/EFT Number 235998					1,210.00
4/05/2023	\$APINVCE	00000199	OSEI PAUL KOFI OSSIBEY T/AS Akwaaba African Drumming, Art AND CRAFT	Workshops on the 18	1,210.00
Cheque/EFT Number 235999					500.00
4/05/2023	\$APINVCE	HP230419	PORTWINE, HANNAH ELIZABETH	DLGSC Event Staff - Stage Manager for Bo	500.00
Cheque/EFT Number 236001					13,587.35
4/05/2023	\$APINVCE	HPL77641	Hoban Recruitment Pty Ltd	Civil Maintenance Agency Staff	2,666.43
4/05/2023	\$APINVCE	HPL79074	Hoban Recruitment Pty Ltd	Contract Parking Technicians for Technic	1,466.52
4/05/2023	\$APINVCE	HPL79075	Hoban Recruitment Pty Ltd	Contract Parking Technicians for Technic	1,466.52
4/05/2023	\$APINVCE	HPL79077	Hoban Recruitment Pty Ltd	CPP Operations Contract Labour Hire. WAL	5,812.52
4/05/2023	\$APINVCE	HPL79076	Hoban Recruitment Pty Ltd	Civil Maintenance Agency Staff	2,175.36
Cheque/EFT Number 236002					11,100.75
4/05/2023	\$APINVCE	2766	Aboriginal United Services Pty Ltd	AUS Contract Labour at CDS Depot Northbr	736.98
4/05/2023	\$APINVCE	2751	Aboriginal United Services Pty Ltd	AUS Contract Labour at CDS Depot Northbr	10,363.77
Cheque/EFT Number 236003					3,379.65
4/05/2023	\$APINVCE	36401	BELL TRADING TRUST T/AS NORTH STAR SECURITY	SMA License - Annual Renewal till April	3,379.65
Cheque/EFT Number 236004					4,037.50
4/05/2023	\$APINVCE	106923	Go Doors Pty Ltd	Auto Door Reactive Maintenance FY 22/23	469.61
4/05/2023	\$APINVCE	105301	Go Doors Pty Ltd	Auto Door Planned Maintenance FY 22/23 G	3,178.03
4/05/2023	\$APINVCE	106971	Go Doors Pty Ltd	Auto Door Reactive Maintenance FY 22/23	389.86
Cheque/EFT Number 236005					46.24
4/05/2023	\$APINVCE	SI0007093	MDM Entertainment Pty Ltd	Requisition not to be email to the suppl	12.65
4/05/2023	\$APINVCE	SI0006924	MDM Entertainment Pty Ltd	Supply of Assorted Adult Fiction & Adult	33.59
Cheque/EFT Number 236006					138.00
4/05/2023	\$APINVCE	5217	The Trustee for Dominic Trim's Family Trust t/a Pedd Wheel Alignments for 5 x Rangers MISC Ut		138.00
Cheque/EFT Number 236007					379.46
4/05/2023	\$APINVCE	37071	Morris & Ioppolo PTY LTD t/as M I Plumbers	JH Abrahams drink fountain repairs	379.46
Cheque/EFT Number 236008					23,913.16
4/05/2023	\$APINVCE	006590	Sheffield Asset Management Pty Ltd	Rental for 26b Howe St Osborne Park	23,913.16
Cheque/EFT Number 236009					265.23
4/05/2023	\$APINVCE	335071	FreshExchange Pty Ltd	FRESH EXCHANGE - FRUIT AND VEGETABLES.	265.23
Cheque/EFT Number 236010					89.91
4/05/2023	\$APINVCE	CM152320/21	Janis Jones	Craft Stall Journal Transactions 17/01/2	89.91
Cheque/EFT Number 236011					9,002.27
4/05/2023	\$APINVCE	145844	Office Cleaning Experts Pty Ltd t/as OCE Corporate C Planned Window Cleaning for City of Pert		9,002.27
Cheque/EFT Number 236012					532.30
4/05/2023	\$APINVCE	26284	the trustee for Fowler Family Trust t/as Uniform fashStaff uniforms for new Library staff as		162.70
4/05/2023	\$APINVCE	26285	the trustee for Fowler Family Trust t/as Uniform fashStaff uniforms for new Library staff as		76.80
4/05/2023	\$APINVCE	26286	the trustee for Fowler Family Trust t/as Uniform fashStaff uniforms for new Library staff as		292.80
Cheque/EFT Number 236013					911.90
4/05/2023	\$APINVCE	1432555	Gunnebo Australia Pty LTD	COUNCIL HOUSE - UNPLANNED SPEEDSTILES MA	911.90
Cheque/EFT Number 236014					220.63
4/05/2023	\$APINVCE	68023	On Tap Plumbing & Gas Pty Ltd	VARIOUS SITES - UNPLANNED PLUMBING MAINT	457.65



Schedule of Accounts Paid - Municipal Fund
For the Period :01/05/2023-31/05/2023

Payment Date	Document Type	Invoice Number	Payee	Payment Details	Payment Amount
4/05/2023	\$APINVCE	68423	On Tap Plumbing & Gas Pty Ltd	VARIOUS SITES - UNPLANNED PLUMBING MAINT	448.58
4/05/2023	\$APINVCE	72861	On Tap Plumbing & Gas Pty Ltd	Arden Street drink fountain repairs	314.01
4/05/2023	\$APCREDT	CN287	On Tap Plumbing & Gas Pty Ltd	Invoice 69515	-999.61
Cheque/EFT Number 236015					8,133.00
Wright Welding & Fabrication Pty Ltd					
4/05/2023	\$APINVCE	INV-0423	Wright Welding & Fabrication Pty Ltd	VARIOUS SITES - UNPLANNED WELDING & FABR	3,447.73
4/05/2023	\$APINVCE	INV-0429	Wright Welding & Fabrication Pty Ltd	Terrace Road Bollards - Remove Bollards	1,544.40
4/05/2023	\$APINVCE	INV-0428	Wright Welding & Fabrication Pty Ltd	Hopper Weld Repairs to Compactor for Sma	3,140.87
Cheque/EFT Number 236016					2,200.00
Jeffrey Cooper t/as Mister Minit Riverton					
4/05/2023	\$APINVCE	110	Jeffrey Cooper t/as Mister Minit Riverton	Fairlanes Concert - The Tonesmiths	2,200.00
Cheque/EFT Number 236017					22.50
Eversley Ruth Mortlock					
4/05/2023	\$APINVCE	267512/21	Eversley Ruth Mortlock	Craft stall JI-17/01/23-19/04/23	22.50
Cheque/EFT Number 236018					1,730.25
ATI-Mirage Training and Business Solutions Pty Ltd t/as ATI-Mirage					
4/05/2023	\$APINVCE	INV-3111	ATI-Mirage Training and Business Solutions Pty Ltd t/Professional Development		569.25
4/05/2023	\$APINVCE	INV-3078	ATI-Mirage Training and Business Solutions Pty Ltd t/MS Excel VBA course - 2 days		1,161.00
Cheque/EFT Number 236019					16,500.00
58 Degrees Pty Ltd t/as La Veen Coffee					
4/05/2023	\$APINVCE	INV-0932	58 Degrees Pty Ltd t/as La Veen Coffee	Safer Spaces Grant 2021/22	16,500.00
Cheque/EFT Number 236020					1,258.54
Helene Pty Ltd t/as LO-GO Appointments					
4/05/2023	\$APINVCE	H2364	Helene Pty Ltd t/as LO-GO Appointments	Temp Administration Support staff	1,258.54
Cheque/EFT Number 236021					13,229.69
The Trustee for the Gilmour Trust t/as Gilmour & Jooste Elec Gilmour & Jooste El					
4/05/2023	\$APINVCE	29921	The Trustee for the Gilmour Trust t/as Gilmour & Joc	Power points - Depot's new stores office	582.03
4/05/2023	\$APINVCE	29953	The Trustee for the Gilmour Trust t/as Gilmour & Joc	VARIOUS SITES - UNPLANNED ELECTRICAL MAI	387.38
4/05/2023	\$APINVCE	29935	The Trustee for the Gilmour Trust t/as Gilmour & Joc	VARIOUS SITES - UNPLANNED ELECTRICAL MAI	753.50
4/05/2023	\$APINVCE	29938	The Trustee for the Gilmour Trust t/as Gilmour & Joc	VARIOUS SITES - UNPLANNED ELECTRICAL MAI	265.93
4/05/2023	\$APINVCE	29931	The Trustee for the Gilmour Trust t/as Gilmour & Joc	VARIOUS SITES - UNPLANNED ELECTRICAL MAI	222.75
4/05/2023	\$APINVCE	29842	The Trustee for the Gilmour Trust t/as Gilmour & Joc	Tenancies Planned Maintenance FY22/23	5,791.50
4/05/2023	\$APINVCE	29795	The Trustee for the Gilmour Trust t/as Gilmour & Joc	RCD Testing Preventative Maintenance	2,821.50
4/05/2023	\$APINVCE	29934	The Trustee for the Gilmour Trust t/as Gilmour & Joc	VARIOUS SITES - UNPLANNED ELECTRICAL MAI	445.50
4/05/2023	\$APINVCE	29941	The Trustee for the Gilmour Trust t/as Gilmour & Joc	VARIOUS SITES - UNPLANNED ELECTRICAL MAI	668.25
4/05/2023	\$APINVCE	29917	The Trustee for the Gilmour Trust t/as Gilmour & Joc	VARIOUS SITES - UNPLANNED ELECTRICAL MAI	970.75
4/05/2023	\$APINVCE	29918	The Trustee for the Gilmour Trust t/as Gilmour & Joc	VARIOUS SITES - UNPLANNED ELECTRICAL MAI	320.60
Cheque/EFT Number 236022					27.00
Hildegarde Meiners					
4/05/2023	\$APINVCE	188645/20	Hildegarde Meiners	Craft stall JI-17/01/23-19/04/23	27.00
Cheque/EFT Number 236023					19.80
Doreen Barrett					
4/05/2023	\$APINVCE	188647/20	Doreen Barrett	Craft stall JI-17/01/23-19/04/23	19.80
Cheque/EFT Number 236024					13.50
Nada Lubay					
4/05/2023	\$APINVCE	156852/22	Nada Lubay	Craft stall JI-17/01/23-19/04/23	13.50
Cheque/EFT Number 236025					1,890.46
Shore Water Marine Pty Ltd Shorewater Marine					
4/05/2023	\$APINVCE	INV-488	Shore Water Marine Pty Ltd Shorewater Marine	Blue Boat House Stair Replacement - Shor	1,890.46
Cheque/EFT Number 236026					21,048.50
Tango Information Technology Pty Ltd t/as Tango IT					
4/05/2023	\$APINVCE	INV-0242	Tango Information Technology Pty Ltd t/as Tango IT	assessing the risk of the current City's	21,048.50
Cheque/EFT Number 236027					126.00
Janet Evelyn Kauler					
4/05/2023	\$APINVCE	CM216099/22	Janet Evelyn Kauler	Craft stall JI-17/01/23-19/04/23	126.00
Cheque/EFT Number 236028					829.40
AMS Technology Group Pty Ltd t/as AMS Installation & Mainten AMS Installation &					
4/05/2023	\$APINVCE	543915	AMS Technology Group Pty Ltd t/as AMS Installation	AMS Reactive Maintenance/ Quoted Works f	829.40
Cheque/EFT Number 236029					14,830.45
Sarah Jayne Remta t/as Eillo					
4/05/2023	\$APINVCE	210421	Sarah Jayne Remta t/as Eillo	Safer Spaces Grant 2021/22 Eillo Store L	14,830.45
Cheque/EFT Number 236030					6,050.00
Whitford Church of Christ Inc t/as True North Church					
4/05/2023	\$APINVCE	INV-0801	Whitford Church of Christ Inc t/as True North Church	Event Sponsorship - Whitford Church of C	6,050.00
Cheque/EFT Number 236031					112.68
Perth Commercial Laundry Pty Ltd					
4/05/2023	\$APINVCE	PCL215	Perth Commercial Laundry Pty Ltd	Catering Linen Supply (Bungaree's New o	112.68
Cheque/EFT Number 236032					40.50
Zilla Wong					
4/05/2023	\$APINVCE	238453/22	Zilla Wong	Craft stall JI-17/01/23-19/04/23	40.50
Cheque/EFT Number 236033					18.00
Barbara Lovell					
4/05/2023	\$APINVCE	238464/22	Barbara Lovell	Craft stall JI-17/01/23-19/04/23	18.00
Cheque/EFT Number 236034					440.00
Coredata (WA) Pty Ltd					
4/05/2023	\$APINVCE	INV-0339	Coredata (WA) Pty Ltd	CoreData - additional research through T	440.00
Cheque/EFT Number 236035					21.60
Sandra Cryer					
4/05/2023	\$APINVCE	16784/23	Sandra Cryer	Craft stall JI-17/01/23-19/04/23	21.60
Cheque/EFT Number 236036					5,500.00
Qwest Property Pty Ltd t/as Hemsley Paterson					
4/05/2023	\$APINVCE	234932	Qwest Property Pty Ltd t/as Hemsley Paterson	Valuation -111-133 Goderich Street	5,500.00
Cheque/EFT Number 236037					800.00
Farid Mousavi					
4/05/2023	\$APINVCE	60491688519	Farid Mousavi	Fairlanes Concert - Freddie and Little M	800.00
Cheque/EFT Number 236038					0.00
Royal Perth Hospital Heritage Society (RPH Heritage Society)					
30/05/2023	\$CANCHQ	236038	Royal Perth Hospital Heritage Society (RPH Heritage	cancelled	500.00
30/05/2023	\$FTP	236038	Royal Perth Hospital Heritage Society (RPH Heritage	cancelled	-500.00
Cheque/EFT Number 236039					6,000.00
Liberation Cooperative WA Ltd					



Schedule of Accounts Paid - Municipal Fund
For the Period :01/05/2023-31/05/2023

Payment Date	Document Type	Invoice Number	Payee	Payment Details	Payment Amount
4/05/2023	\$APINVCE	SPON001	Liberation Cooperative WA Ltd	Local Activation Grant 22/23 Perth Vegan	6,000.00
Cheque/EFT Number 236040					22,000.00
4/05/2023	\$APINVCE	PENT-190423	Pentanet Limited	Business Improvement Grant 22/23 Pentalo	22,000.00
Cheque/EFT Number 236041					1,500.00
4/05/2023	\$APINVCE	20231	Paul A & Maria D Duff (Bluegrass Parkway)	Musician for Musos in the Malls - 14 Apr	1,500.00
Cheque/EFT Number 236042					3.49
4/05/2023	\$APINVCE	4033736919	Boc Gases Australia Ltd	Dry Ice for mosquito traps Do not email	3.49
Cheque/EFT Number 236043					284.70
4/05/2023	\$APINVCE	2404/99816075	BUNNINGS BUILDING SUPPLIES P/L	6x Shovel Plumber's	284.70
Cheque/EFT Number 236044					1,371.99
4/05/2023	\$APINVCE	25079624P2304	CABCHARGE AUSTRALIA PTY LTD	Cabcharge 22/23 FY Cabcharge Account 25	1,371.99
Cheque/EFT Number 236045					16,999.90
4/05/2023	\$APINVCE	9428410443	AMPOL AUSTRALIA PETROLEUM PTY LTD	Depot Unleaded 10000L from Ampol	16,999.90
Cheque/EFT Number 236046					412.94
4/05/2023	\$APINVCE	384991	Chemform	GOJO Handwash for Community Centre.	412.94
Cheque/EFT Number 236047					34,552.19
4/05/2023	\$APINVCE	A049659	Choiceone Pty Ltd	Temp Labour Hire - Waste and Cleaning Sa	8,702.10
4/05/2023	\$APINVCE	A049651	Choiceone Pty Ltd	Agency staff	4,064.04
4/05/2023	\$APINVCE	A049653	Choiceone Pty Ltd	Temporary Staff Civil Maintenance	1,518.53
4/05/2023	\$APINVCE	A049660	Choiceone Pty Ltd	Temp Labour Hire - Waste and Cleaning Sa	9,306.06
4/05/2023	\$APINVCE	A049657	Choiceone Pty Ltd	Agency Assistant Cook to fill Thursday a	896.80
4/05/2023	\$APINVCE	A049652	Choiceone Pty Ltd	Agency staff	1,818.22
4/05/2023	\$APINVCE	A049655	Choiceone Pty Ltd	Carpenters-Temporary Staff	2,378.82
4/05/2023	\$APINVCE	A049656	Choiceone Pty Ltd	Temporary Staff Civil Maintenance	2,024.70
4/05/2023	\$APINVCE	A049658	Choiceone Pty Ltd	Agency Staff Civil Maintenance	2,024.70
4/05/2023	\$APINVCE	A049654	Choiceone Pty Ltd	Agency staff	1,818.22
Cheque/EFT Number 236048					6,935.84
4/05/2023	\$APINVCE	M3026548	PROSEGR AUSTRALIA PTY LTD T/AS CHUBB SECURITY SERVICES	Parking Fee Cash Counting and Banking 20	6,935.84
Cheque/EFT Number 236049					1,191.66
4/05/2023	\$APINVCE	30685	CITY OF JOONDALUP	Plastic Free Joint Membership with City	1,191.66
Cheque/EFT Number 236050					6,611.14
4/05/2023	\$APINVCE	68292	CITY OF MELVILLE	LSL Liability - Thomas Griffiths - City	6,611.14
Cheque/EFT Number 236051					14.00
4/05/2023	\$HRPAYJNL	F 21/04/2023	CITY OF PERTH STAFF SOCIAL CLUB	Social Club	14.00
Cheque/EFT Number 236052					1,797.31
4/05/2023	\$APINVCE	BL717306	DARDANUP BUTCHERING UNIT TRUST T/AS DARDANUP BUTCHERING CO DARDANUP BUTCHERING C	Meat and meat products for use in Commun	291.70
4/05/2023	\$APINVCE	BL718207	DARDANUP BUTCHERING UNIT TRUST T/AS DARDANUP BUTCHERING CO DARDANUP BUTCHERING C	Meat and meat products for use in Commun	568.93
4/05/2023	\$APINVCE	BL716351	DARDANUP BUTCHERING UNIT TRUST T/AS DARDANUP BUTCHERING CO DARDANUP BUTCHERING C	Meat and meat products for use in Commun	528.13
4/05/2023	\$APINVCE	BL718203	DARDANUP BUTCHERING UNIT TRUST T/AS DARDANUP BUTCHERING CO DARDANUP BUTCHERING C	Meat and meat products for use in Commun	408.55
Cheque/EFT Number 236053					680,343.00
4/05/2023	\$HRPAYJNL	F 21/04/2023	DEPUTY COMMISSIONER OF TAXATION	ETP Tax (Code O)	419.00
4/05/2023	\$HRPAYJNL	F 21/04/2023	DEPUTY COMMISSIONER OF TAXATION	Extra Tax	13.00
4/05/2023	\$HRPAYJNL	F 21/04/2023	DEPUTY COMMISSIONER OF TAXATION	Withholding Tax (PAYG)	13,548.00
4/05/2023	\$HRPAYJNL	EF 21/04/2023	DEPUTY COMMISSIONER OF TAXATION	HELP	1,512.00
4/05/2023	\$HRPAYJNL	EF 21/04/2023	DEPUTY COMMISSIONER OF TAXATION	Extra Tax	1,795.00
4/05/2023	\$HRPAYJNL	EF 21/04/2023	DEPUTY COMMISSIONER OF TAXATION	Withholding Tax (PAYG)	99,460.00
4/05/2023	\$HRPAYJNL	F 21/04/2023	DEPUTY COMMISSIONER OF TAXATION	Extra Tax	34.00
4/05/2023	\$HRPAYJNL	F 21/04/2023	DEPUTY COMMISSIONER OF TAXATION	Withholding Tax (PAYG)	214.00
4/05/2023	\$HRPAYJNL	F 21/04/2023	DEPUTY COMMISSIONER OF TAXATION	HELP	18,734.00
4/05/2023	\$HRPAYJNL	F 21/04/2023	DEPUTY COMMISSIONER OF TAXATION	Extra Tax	5,193.00
4/05/2023	\$HRPAYJNL	F 21/04/2023	DEPUTY COMMISSIONER OF TAXATION	Withholding Tax (PAYG)	539,421.00
Cheque/EFT Number 236054					16,174.69
4/05/2023	\$APINVCE	502849	Drake Australia Pty Ltd	Recruitment Services	16,174.69
Cheque/EFT Number 236055					6,160.80
4/05/2023	\$APINVCE	33027	Ellenby Tree Farm Pty Ltd	Park Tree Planting Opportunities: Ozone	6,160.80
Cheque/EFT Number 236056					20.70
4/05/2023	\$APINVCE	11095056	FARINOSI & SONS PTY LTD	VARIOUS SITES - SUPPLY OF MINOR HARDWARE	20.70
Cheque/EFT Number 236057					2,233.25
4/05/2023	\$APINVCE	51572466	HAYS PERSONNEL SERVICES (AUST) PTY LTD	Temp Labour Hire - Waste and Cleaning Sa	336.49
4/05/2023	\$APINVCE	51572467	HAYS PERSONNEL SERVICES (AUST) PTY LTD	Temp Labour Hire - Waste and Cleaning Sa	823.52
4/05/2023	\$APINVCE	51572465	HAYS PERSONNEL SERVICES (AUST) PTY LTD	Temp Labour Hire - Waste and Cleaning Sa	1,073.24
Cheque/EFT Number 236058					1,043.69
4/05/2023	\$APINVCE	WSIO01982	HEAVY AUTOMATICS	New Hydraulic Pump Fitted attached to th	1,043.69
Cheque/EFT Number 236059					526.94
4/05/2023	\$APINVCE	28813	JASON SIGNMAKERS	Car bay discs	526.94
Cheque/EFT Number 236060					77.00
4/05/2023	\$APINVCE	28813	JASON SIGNMAKERS	Car bay discs	526.94
Cheque/EFT Number 236060					77.00
4/05/2023	\$APINVCE	28813	Kwik Kopy Printing		77.00



Schedule of Accounts Paid - Municipal Fund
For the Period :01/05/2023-31/05/2023

Payment Date	Document Type	Invoice Number	Payee	Payment Details	Payment Amount
4/05/2023	\$APINVCE	115861	Kwik Kopy Printing	Laminating A1 maps	77.00
Cheque/EFT Number 236061					65,392.72
4/05/2023	\$APINVCE	SINV-046991	MINDARIE REGIONAL COUNCIL	MRC Member Council Admin Fee 2022/23 Lan	32,234.12
4/05/2023	\$APINVCE	SINV-046962	MINDARIE REGIONAL COUNCIL	Provision of Landfill Tipping - 2022/23	33,158.60
Cheque/EFT Number 236062					874.42
4/05/2023	\$APINVCE	439389	SMC Corporation (Australia) Pty Ltd	Air RAM Cylinder for Road Sweeper Brush	874.42
Cheque/EFT Number 236063					299.20
4/05/2023	\$APINVCE	992283	A RICHARDS PTY LTD T/AS RICHGRO GARDEN PRODUCTS	4m3 Native Soil Mix for May 2023 Plantin	299.20
Cheque/EFT Number 236064					291.50
4/05/2023	\$APINVCE	14426084	RSEA PTY LTD	Boots for Aidan	148.50
4/05/2023	\$APINVCE	14429479	RSEA PTY LTD	Safety Boots Nightshift -WAC	143.00
Cheque/EFT Number 236065					15,416.26
4/05/2023	\$APINVCE	4678959360	Schindler Lifts Pty Ltd	COUNCIL HOUSE - PLANNED LIFT MAINTENANCE	15,416.26
Cheque/EFT Number 236066					1,015.30
4/05/2023	\$APINVCE	170668	SCOTT PRINT	City of Perth Envelopes for Level 5	1,015.30
Cheque/EFT Number 236067					1,125.82
4/05/2023	\$APINVCE	SI471739	STATEWIDE CLEANING SUPPLIES	Cleaning Supplies for Citiplace Rest Cen	1,125.82
Cheque/EFT Number 236068					327.00
4/05/2023	\$APINVCE	76154 #3	CSP GROUP PTY LTD T/AS STIHL SHOP OSBORNE PARK	Safety equipment, Chainsaw helmet with m	327.00
Cheque/EFT Number 236069					574.90
4/05/2023	\$APINVCE	OP-192724	Toolmart Australia Pty Ltd	200mm Vice for Depot Welding Bay / Mower	574.90
Cheque/EFT Number 236070					681.38
4/05/2023	\$APINVCE	412627800	TOTAL EDEN PTY LTD T/AS Nutrien Water	6 x 100mm Gibaults	681.38
Cheque/EFT Number 236071					106.59
4/05/2023	\$APINVCE	118891 #10	T QUIP	Assorted Spares Parts For Parks Larger M	88.44
4/05/2023	\$APINVCE	118841 #26	T QUIP	Assorted Spares Parts For Parks Larger M	18.15
Cheque/EFT Number 236072					4,290.00
4/05/2023	\$APINVCE	2851	TRANEN PTY LTD T/AS TRANEN REVEGETATION SYSTEMS	8kg of white and Pink everlasting wildfl	4,290.00
Cheque/EFT Number 236073					928.95
4/05/2023	\$APINVCE	00418951	Ultimo Catering & Events Pty Ltd	COP catering Food supplies ULTIMO	173.25
4/05/2023	\$APINVCE	00419059	Ultimo Catering & Events Pty Ltd	COP catering Food supplies ULTIMO	277.75
4/05/2023	\$APINVCE	00419001	Ultimo Catering & Events Pty Ltd	COP catering Food supplies ULTIMO	383.90
4/05/2023	\$APINVCE	00419002	Ultimo Catering & Events Pty Ltd	COP catering Food supplies ULTIMO	94.05
Cheque/EFT Number 236074					22,000.00
4/05/2023	\$APINVCE	302120	WA SYMPHONY ORCHESTRA	- Arts Sponsorship 2021 = West Australi	22,000.00
Cheque/EFT Number 236075					759.00
4/05/2023	\$APINVCE	SI-004687	WEST AUSTRALIAN LOCAL GOVERNMENT ASSOC ASSOCIATION - WALGA	Foundations for Local Government Trai	759.00
Cheque/EFT Number 236076					8,778.00
4/05/2023	\$APINVCE	728458A	DOWNER EDI WORKS	Traffic Management Plan Review	8,778.00
Cheque/EFT Number 236077					150.00
4/05/2023	\$APINVCE	26042023	David Braimbridge	HEALTHY LIFESTYLE CONT-D BRAIMBRIDGE	150.00
Cheque/EFT Number 236078					165.00
4/05/2023	\$APINVCE	26042023	GARY MELIA	FOOTCARE MGT PROGRAM-G MELIA	165.00
Cheque/EFT Number 236079					60,000.00
4/05/2023	\$APINVCE	2022/16	CDI GROUP PTY LTD	Refund of WorkBond :250 ST GEORGES TR	60,000.00
Cheque/EFT Number 236080					110.00
4/05/2023	\$APINVCE	26042023	JARROD STRINGER	READING GLASSES - J STRINGER	110.00
Cheque/EFT Number 236081					150.00
4/05/2023	\$APINVCE	26042023	NATHAN EMERY	HEALTHY LIFESTYLE - N EMERY	150.00
Cheque/EFT Number 236082					562.05
4/05/2023	\$APINVCE	CM54887/20	Cathie Brown	CARFT STALL 17/01/23-19/04/23-C BROWN	562.05
Cheque/EFT Number 236084					21.00
4/05/2023	\$APINVCE	02052023	Aaron Emery	Purchase of MicroSD -A Emery	21.00
Cheque/EFT Number 236085					444.14
4/05/2023	\$APINVCE	1126423	Jason Lim	Cancellation of parking card - J Lim	444.14
Cheque/EFT Number 236086					99.00
4/05/2023	\$APINVCE	EV2023/155	Christopher J Middleton-White	Refund Event application - C Middleton-W	99.00
Cheque/EFT Number 236087					6,486.60
4/05/2023	\$APINVCE	A1053669	Bocellis Espresso	Rates Refund- Forrest PI, PERTH WA 6000	6,486.60
Cheque/EFT Number 236088					110.00
4/05/2023	\$APINVCE	02052023	Gaurav Malhotra	Optical Reimbursement - G Malhotra	110.00
Cheque/EFT Number 236089					150.00
4/05/2023	\$APINVCE	WONG020523	James Wong	Healthy Life Style - James Wong	150.00
Cheque/EFT Number 236090					119.99
4/05/2023	\$APINVCE	02052023	Shannon Verbakel	Healthy Life Style -Shannon Verbakel	119.99
Cheque/EFT Number 236091					1,000.00
4/05/2023	\$APINVCE		Sanjiv Rangi		1,000.00



Schedule of Accounts Paid - Municipal Fund
For the Period :01/05/2023-31/05/2023

Payment Date	Document Type	Invoice Number	Payee	Payment Details	Payment Amount
4/05/2023	\$APINVCE	35068	Sanjiv Rangi	Bond Refund -Perth Town Hall - S Rangi	1,000.00
Cheque/EFT Number 236092					148.05
4/05/2023	\$APINVCE	81302/23	Mission Air Technologies	Refund - parking card cancellation	148.05
Cheque/EFT Number 236093					1,000.00
4/05/2023	\$APINVCE	34880	Amy Joseph	Bond Refund -Perth Town Hall - A Joseph	1,000.00
Cheque/EFT Number 236094					1,000.00
4/05/2023	\$APINVCE	32803	Transplant Australia Ltd	Bond Refund -Perth Town Hall-Transplant	1,000.00
Cheque/EFT Number 236095					119.00
4/05/2023	\$APINVCE	PT-2023/13	J J Carheel Jr	Fee Refund-Pathway-S30 Studio 2023	119.00
Cheque/EFT Number 236096					1,071.00
4/05/2023	\$APINVCE	02052023	Ryan Kirkbright	Build Surveyor Prac Reg Fees-R Kirkbrigh	1,071.00
Cheque/EFT Number 236097					147.00
4/05/2023	\$APINVCE	2023/5107	WA Building Certifiers & Assessors	Fee Refund-66-84 Railway St West Perth	147.00
Cheque/EFT Number 236098					41.93
4/05/2023	\$APINVCE	2021/248	West to West Carpentry Services Pty Ltd	Fee Refund-130 Stirling St	41.93
Cheque/EFT Number 236099					109.99
4/05/2023	\$APINVCE	02052023	Michael Smith	Cargo Pants - Michael Smith	109.99
Cheque/EFT Number 236100					28,000.00
4/05/2023	\$APINVCE	03052023	Cooktown Constructions Pty Ltd	Work Bond refund - ANCHOR HOUSE', 352 Mu	28,000.00
Cheque/EFT Number 236101					286.84
4/05/2023	\$APINVCE	03052023	Ndirangu Muhoro	Milwaukee MI2 Grinder-N Muhoro	286.84
Cheque/EFT Number 236102					93.75
4/05/2023	\$APINVCE	MUHORO0305	Ndirangu Muhoro	Inside caliper spring removal-N Muhoro	93.75
Cheque/EFT Number 236103					917.49
4/05/2023	\$APINVCE	MUHORO2-23	Ndirangu Muhoro	Snap on hammer-N Muhoro	917.49
Cheque/EFT Number 236104					23,154.60
11/05/2023	\$APINVCE	01070866	CTI5 PTY LTD	Ticket Machine Cash Hopper Monthly Audi	2,626.60
11/05/2023	\$APINVCE	01070867	CTI5 PTY LTD	Container Deposit Scheme Top Up Fund	20,000.00
11/05/2023	\$APINVCE	01070932	CTI5 PTY LTD	This item is for cti5 attendance for mai	264.00
11/05/2023	\$APINVCE	01070868	CTI5 PTY LTD	Cash Collection Fees for Citiplace Rest	264.00
Cheque/EFT Number 236105					984.50
11/05/2023	\$APINVCE	24261	HASSELL LTD	Laneways refresh program - Public Life S	984.50
Cheque/EFT Number 236106					1,116.08
11/05/2023	\$APINVCE	I58961513.PER	BIDFOOD WA PTY LTD	Food and beverage supplies for Community	1,116.08
Cheque/EFT Number 236107					820.28
11/05/2023	\$APINVCE	00165200	ADVANCED TRAFFIC MANAGEMENT	Provide Traffic Management	820.28
Cheque/EFT Number 236108					451.00
11/05/2023	\$APINVCE	40123	MATRIX PRODUCTIONS	PA/AV Equipment & technician for Musos i	451.00
Cheque/EFT Number 236109					566.50
11/05/2023	\$APINVCE	A-184470	IAS Fine Art Logistics Pty Ltd	Retrieval and transport of Cultural Coll	566.50
Cheque/EFT Number 236110					36.30
11/05/2023	\$APINVCE	14903	PHENOMENON EVENT SERVICES PTY LTD	Cow hide rug for Musos in the Mall 14 Ap	36.30
Cheque/EFT Number 236111					6,698.66
11/05/2023	\$APINVCE	186105987	Higgins Coatings Pty Ltd	RFT 000061 EAST PERTH POLE LIGHTING UPG	6,698.66
Cheque/EFT Number 236112					11,459.65
11/05/2023	\$APINVCE	8067146840	TK Elevator Australia Pty Ltd	TK Elevator - Lift Maintenance Unpaid I	1,702.25
11/05/2023	\$APINVCE	8067144928	TK Elevator Australia Pty Ltd	TK Elevator - Lift Maintenance Unpaid I	1,702.25
11/05/2023	\$APINVCE	8067124252	TK Elevator Australia Pty Ltd	TK Elevator - Lift Maintenance Unpaid I	2,137.42
11/05/2023	\$APINVCE	8067191302	TK Elevator Australia Pty Ltd	Vertical Transportation Reactive Mainten	1,402.57
11/05/2023	\$APINVCE	8067191344	TK Elevator Australia Pty Ltd	Vertical Transportation Reactive Mainten	4,515.16
Cheque/EFT Number 236113					143,059.95
11/05/2023	\$APINVCE	70459606	ALINTA SALES PTY LTD	Unit CS/ELDER ST, PERTH WA	9,937.54
11/05/2023	\$APINVCE	70460127	ALINTA SALES PTY LTD	Unit A/MURRAY ST, PERTH WA	9,286.30
11/05/2023	\$APINVCE	70459358	ALINTA SALES PTY LTD	579 HAY ST, PERTH WA	12,201.23
11/05/2023	\$APINVCE	70459083	ALINTA SALES PTY LTD	Unit B/1 MOUNTS BAY RD, PERTH WA	16,327.53
11/05/2023	\$APINVCE	70460726	ALINTA SALES PTY LTD	79 FRANCIS ST, NORTHBRIDGE WA	754.55
11/05/2023	\$APINVCE	70459231	ALINTA SALES PTY LTD	27 MAYFAIR ST, WEST PERTH WA	3,101.50
11/05/2023	\$APINVCE	70458989	ALINTA SALES PTY LTD	MOUNTS BAY RD, PERTH WA	2,214.70
11/05/2023	\$APINVCE	70458390	ALINTA SALES PTY LTD	419 Forrest Place PL, PERTH WA	12,209.63
11/05/2023	\$APINVCE	70459602	ALINTA SALES PTY LTD	8/420 WELLINGTON ST, PERTH WA	284.64
11/05/2023	\$APINVCE	70458952	ALINTA SALES PTY LTD	JEWELL LANE, EAST PERTH WA	2,626.52
11/05/2023	\$APINVCE	70459084	ALINTA SALES PTY LTD	11 PLAIN ST, EAST PERTH WA	1,223.98
11/05/2023	\$APINVCE	70459044	ALINTA SALES PTY LTD	81 ROYAL ST, EAST PERTH WA	2,692.17
11/05/2023	\$APINVCE	70459093	ALINTA SALES PTY LTD	PARKER ST, NORTHBRIDGE WA	860.76
11/05/2023	\$APINVCE	70459282	ALINTA SALES PTY LTD	68A ROE ST, NORTHBRIDGE WA	5,950.16
11/05/2023	\$APINVCE	70459727	ALINTA SALES PTY LTD	BARRACK ST, PERTH W	1,176.56



Schedule of Accounts Paid - Municipal Fund
For the Period :01/05/2023-31/05/2023

Payment Date	Document Type	Invoice Number	Payee	Payment Details	Payment Amount
11/05/2023	\$APINVCE	70458878	ALINTA SALES PTY LTD	Unit 16/420 WELLINGTON ST, PERTH WA	501.38
11/05/2023	\$APINVCE	70459300	ALINTA SALES PTY LTD	Unit 13/420 WELLINGTON ST, PERTH WA	9,295.81
11/05/2023	\$APINVCE	70459587	ALINTA SALES PTY LTD	27 ST GEORGES TCE, PERTH WA	33,312.77
11/05/2023	\$APINVCE	70459147	ALINTA SALES PTY LTD	Office 0/LAKE ST, NORTHBRIDGE WA	2,425.87
11/05/2023	\$APINVCE	70459723	ALINTA SALES PTY LTD	PIER ST, PERTH WA	4,285.90
11/05/2023	\$APINVCE	70459540	ALINTA SALES PTY LTD	HAY ST, PERTH WA	3,082.64
11/05/2023	\$APINVCE	70458698	ALINTA SALES PTY LTD	5/420 WELLINGTON ST, PERTH WA	3,128.77
11/05/2023	\$APINVCE	70459429	ALINTA SALES PTY LTD	2 LINWOOD CT, OSBORNE PARK WA	3,714.37
11/05/2023	\$APINVCE	70459141	ALINTA SALES PTY LTD	WELLINGTON ST, WEST PERTH WA	975.84
11/05/2023	\$APINVCE	70458410	ALINTA SALES PTY LTD	VICTORIA AVE, PERTH WA	1,488.83
Cheque/EFT Number 236114					660.00
11/05/2023	\$APINVCE	1093	TTF Safety & Rescue Unit Trust t/a Safety & Rescue Equipment	TTF Safety & Rescue Unit Trust t/a Safety & Rescue E Anchor Point Testing and Rectification W	660.00
Cheque/EFT Number 236115					285,641.09
11/05/2023	\$APINVCE	00002260	MENCHETTI CONSOLIDATED PTY LTD T/AS MG GROUP WA	MENCHETTI CONSOLIDATED PTY LTD T/AS MG GROUStirling Garden Tree Root Bridges and As	285,641.09
Cheque/EFT Number 236116					1,204.50
11/05/2023	\$APINVCE	8528	ThinkTank Media Pty Ltd	ThinkTank Media Pty Ltd Corporate PA Summit	1,204.50
Cheque/EFT Number 236117					11,851.98
11/05/2023	\$APINVCE	INV-16099	The trustee for Taborda Trading Trust Taborda Contracting	The trustee for Taborda Trading Trust Taborda ContrTaborda Contracting to provide traffic m	11,851.98
Cheque/EFT Number 236118					37,837.71
11/05/2023	\$APINVCE	00103462	MMM (WA) Pty Ltd	MMM (WA) Pty Ltd Claisebrook Cove Riverwall Repairs FY22/	37,837.71
Cheque/EFT Number 236119					278.05
11/05/2023	\$APINVCE	2911380	SONIC HEALTHPLUS PTY LTD	SONIC HEALTHPLUS PTY LTD Drug & Alcohol testing	278.05
Cheque/EFT Number 236120					5,987.00
11/05/2023	\$APINVCE	00016793	EOS ELECTRICAL	EOS ELECTRICAL Royal Street Lighting - Switchboards	2,706.26
11/05/2023	\$APINVCE	00017021	EOS ELECTRICAL	EOS ELECTRICAL Banner Installation and Removal Fees - 2	3,280.74
Cheque/EFT Number 236121					305.24
11/05/2023	\$APINVCE	XA980029456:01	DAIMLER TRUCKS PERTH	DAIMLER TRUCKS PERTH New Upper L/H Corner Paneling / Bumper f	305.24
Cheque/EFT Number 236122					184,265.68
11/05/2023	\$APINVCE	4027	LIGHTNING BRICK PAVERS PTY LTD	LIGHTNING BRICK PAVERS PTY LTD Civil Maintenance Works 2022/23	59,141.78
11/05/2023	\$APINVCE	4028	LIGHTNING BRICK PAVERS PTY LTD	LIGHTNING BRICK PAVERS PTY LTD Furniture installation Murray Street Mal	125,123.90
Cheque/EFT Number 236123					3,553.00
11/05/2023	\$APINVCE	INV-1493	The Trustee for Great Scott Family Trust t/a Arborwest Tree Farm	The Trustee for Great Scott Family Trust t/a ArborweReplacement Trees for 22/23	3,553.00
Cheque/EFT Number 236124					3,110.80
11/05/2023	\$APINVCE	5739	WOODLANDS DISTRIBUTORS & AGENCIES PTY LTD	WOODLANDS DISTRIBUTORS & AGENCIES PTY LTD 20x Boxes Compostable doggy bags	3,110.80
Cheque/EFT Number 236125					434.50
11/05/2023	\$APINVCE	467401	Sydel Nominees t/as Imagesource Digital Solution	Sydel Nominees t/as Imagesource Digital Solution Car park signage	434.50
Cheque/EFT Number 236126					6,709.01
11/05/2023	\$APINVCE	INV-11144-C7J5H9	SURUN SERVICES PTY LTD	SURUN SERVICES PTY LTD 2022/23 electrical maintenance requireme	407.50
11/05/2023	\$APINVCE	INV-11087-R7Z3Y5	SURUN SERVICES PTY LTD	SURUN SERVICES PTY LTD 2022/23 electrical maintenance requireme	1,195.65
11/05/2023	\$APINVCE	INV-11149-B5S3D3	SURUN SERVICES PTY LTD	SURUN SERVICES PTY LTD 2022/23 electrical maintenance requireme	294.53
11/05/2023	\$APINVCE	INV-11151-W2X7C0	SURUN SERVICES PTY LTD	SURUN SERVICES PTY LTD 2022/23 electrical maintenance requireme	482.63
11/05/2023	\$APINVCE	INV-11152-F3M8Q3	SURUN SERVICES PTY LTD	SURUN SERVICES PTY LTD 2022/23 electrical maintenance requireme	685.19
11/05/2023	\$APINVCE	INV-11150-C1LSW8	SURUN SERVICES PTY LTD	SURUN SERVICES PTY LTD 2022/23 electrical maintenance requireme	792.44
11/05/2023	\$APINVCE	INV-11148-Z5P0D4	SURUN SERVICES PTY LTD	SURUN SERVICES PTY LTD 2022/23 electrical maintenance requireme	96.53
11/05/2023	\$APINVCE	INV-11145-X8S3B6	SURUN SERVICES PTY LTD	SURUN SERVICES PTY LTD 2022/23 electrical maintenance requireme	959.53
11/05/2023	\$APINVCE	INV-11155-XS27Y9	SURUN SERVICES PTY LTD	SURUN SERVICES PTY LTD 2022/23 electrical maintenance requireme	156.31
11/05/2023	\$APINVCE	INV-11147-B5R1K8	SURUN SERVICES PTY LTD	SURUN SERVICES PTY LTD 2022/23 electrical maintenance requireme	842.05
11/05/2023	\$APINVCE	INV-11146-Z7L2K9	SURUN SERVICES PTY LTD	SURUN SERVICES PTY LTD 2022/23 electrical maintenance requireme	796.65
Cheque/EFT Number 236127					439.35
11/05/2023	\$APINVCE	485099	JAPANESE TRUCK & BUS SPARES PTY LTD	JAPANESE TRUCK & BUS SPARES PTY LTD Hino Breather Filter for Small ISA Truck	439.35
Cheque/EFT Number 236128					215.28
11/05/2023	\$APINVCE	88431	LIGHTSPEED COMMUNICATIONS AUSTRALIA PTY LTD t/as LIGHTSPEED	LIGHTSPEED COMMUNICATIONS AUSTRALIA PTY LTC Nile street CCTV Node Contract rates ha	215.28
Cheque/EFT Number 236129					420.00
11/05/2023	\$APINVCE	2300	AUSTRALIAN ACADEMY OF TAI CHI (WA)	AUSTRALIAN ACADEMY OF TAI CHI (WA) TAI CHI INSTRUCTION CLASSES.	420.00
Cheque/EFT Number 236130					1,417.94
11/05/2023	\$APINVCE	118437625	CNW PTY LTD T/AS CNW ELECTRICAL WHOLESALE & ENERGY SOLUTIONS	CNW PTY LTD T/AS CNW ELECTRICAL WHOLESALE & Roe Street Carpark exit lights	1,417.94
Cheque/EFT Number 236131					1,924.76
11/05/2023	\$APINVCE	56249	DATALINE VISUAL LINK PTY LTD	DATALINE VISUAL LINK PTY LTD CCTV Maintenance 22/23 FY	577.96
11/05/2023	\$APINVCE	56270	DATALINE VISUAL LINK PTY LTD	DATALINE VISUAL LINK PTY LTD CCTV Maintenance 22/23 FY	1,346.80
Cheque/EFT Number 236132					628,174.55
11/05/2023	\$APINVCE	7422	Civcon Civil & Project Management Pty Ltd	Civcon Civil & Project Management Pty Ltd Main Works Contract Roe St Enhancement	628,174.55
Cheque/EFT Number 236133					585.56
11/05/2023	\$APINVCE	2089781251	ELECTRICITY GENERATION AND RETAIL CORPORATION	ELECTRICITY GENERATION AND RETAIL CORPORATIO U B 26 Howe St, Osborne Park WA 6017	585.56
Cheque/EFT Number 236134					3,000.00
11/05/2023	\$APINVCE	130423	JAPAN FESTIVAL ASSOCIATION IN PERTH INC	JAPAN FESTIVAL ASSOCIATION IN PERTH INC Local Activation Grant - Japan Festival	3,000.00
Cheque/EFT Number 236135					1,257.08
11/05/2023	\$APINVCE		BLACKWOODS ATKINS		1,257.08



Schedule of Accounts Paid - Municipal Fund
For the Period :01/05/2023-31/05/2023

Payment Date	Document Type	Invoice Number	Payee	Payment Details	Payment Amount
11/05/2023	\$APINVCE	SI04488974	BLACKWOODS ATKINS	2x 120 pairs of rigger gloves L & XL	596.64
11/05/2023	\$APINVCE	SI04478688	BLACKWOODS ATKINS	Circle Clip Assortment Kit - Depot W/Sho	65.12
11/05/2023	\$APINVCE	SI04480656	BLACKWOODS ATKINS	2x 120 pairs of rigger gloves L & XL	595.32
Cheque/EFT Number 236136					5,721.10
11/05/2023	\$APINVCE	INV-15015	TLS Productions Pty Ltd	Production services and staging - Music	5,721.10
Cheque/EFT Number 236137					409.98
11/05/2023	\$APINVCE	552913-3	DE VINE CELLARS	Deep Woods Ebony Cab Shiraz, Folklore SB	409.98
Cheque/EFT Number 236138					132.00
11/05/2023	\$APINVCE	2640054	WEST COAST SPRING WATER PTY LTD T/AS AUSSIE NATURAL SPRING W	WEST COAST SPRING WATER PTY LTD T/AS AUSSIE N COUNCIL HOUSE & CAR PARKS - SUPPLY & MAI	88.00
11/05/2023	\$APINVCE	2566560	WEST COAST SPRING WATER PTY LTD T/AS AUSSIE N COUNCIL HOUSE & CAR PARKS - SUPPLY & MAI	WEST COAST SPRING WATER PTY LTD T/AS AUSSIE N COUNCIL HOUSE & CAR PARKS - SUPPLY & MAI	44.00
Cheque/EFT Number 236139					570.79
11/05/2023	\$APINVCE	5805767	MULTI FIX WA	Fixings for Street Furniture Installatio	570.79
Cheque/EFT Number 236140					385.00
11/05/2023	\$APINVCE	COP24	Matthew Vaslav Jelonek	Boorloo Heritage Festival VIP function i	385.00
Cheque/EFT Number 236141					1,650.00
11/05/2023	\$APINVCE	230334A	SURVEYTECH TRAFFIC SURVEYS PTY LTD	Bennett & Bronte Streets Turning Counts	1,650.00
Cheque/EFT Number 236142					500.00
11/05/2023	\$APINVCE	INV11419	GEOFFREY BAIN T/AS JUNK REMOVAL	CONCOURSE BIN ROOM - PLANNED MAINTENANCE	100.00
11/05/2023	\$APINVCE	INV11428	GEOFFREY BAIN T/AS JUNK REMOVAL	CONCOURSE BIN ROOM - PLANNED MAINTENANCE	200.00
11/05/2023	\$APINVCE	INV11427	GEOFFREY BAIN T/AS JUNK REMOVAL	CONCOURSE BIN ROOM - PLANNED MAINTENANCE	200.00
Cheque/EFT Number 236143					102.40
11/05/2023	\$APINVCE	17114490	BROWNES FOODS OPERATIONS PTY LTD	Depot Weekly Milk Delivery 1 July 2022 -	102.40
Cheque/EFT Number 236144					5,704.23
11/05/2023	\$APINVCE	7147064	AUSTRALIAN INSTITUTE OF MANAGEMENT	Professional Development	606.00
11/05/2023	\$APINVCE	7148998	AUSTRALIAN INSTITUTE OF MANAGEMENT	Graduate Training Program; 2023	5,098.23
Cheque/EFT Number 236145					5,384.50
11/05/2023	\$APINVCE	INV-1598	CULTURE COUNTS(AUSTRALIA)PTY LTD	Culture Counts Report_Twilight Hawkers M	5,384.50
Cheque/EFT Number 236146					7,765.87
11/05/2023	\$APINVCE	INV024672	CSE CROSSCOM PTY LTD	Town Hall radio fees	55.00
11/05/2023	\$APINVCE	INV022796	CSE CROSSCOM PTY LTD	Town Hall radio fees	55.00
11/05/2023	\$APINVCE	INV024596	CSE CROSSCOM PTY LTD	Transfer two way into replacement rubbis	808.37
11/05/2023	\$APINVCE	INV024671	CSE CROSSCOM PTY LTD	Citiplace Rest Centre - Two Way Radio re	27.50
11/05/2023	\$APINVCE	INV024666	CSE CROSSCOM PTY LTD	Community Health Two Way Hire 22/23 FY	110.00
11/05/2023	\$APINVCE	INV024670	CSE CROSSCOM PTY LTD	Fire Wardens and PPM Radio Units License	385.00
11/05/2023	\$APINVCE	INV024664	CSE CROSSCOM PTY LTD	Two Way Radios 22/23 FY	1,787.50
11/05/2023	\$APINVCE	INV024673	CSE CROSSCOM PTY LTD	2-Way Radio Airtime 22/23	2,062.50
11/05/2023	\$APINVCE	INV024667	CSE CROSSCOM PTY LTD	Rangers Two Way Hire 22/23 FY	632.50
11/05/2023	\$APINVCE	INV024663	CSE CROSSCOM PTY LTD	Surveillance Two Way Hire 22/23 FY	962.50
11/05/2023	\$APINVCE	INV024665	CSE CROSSCOM PTY LTD	2-Way Radio Airtime 22/23 - CPP	577.50
11/05/2023	\$APINVCE	INV024668	CSE CROSSCOM PTY LTD	iCity Kiosk - Crosscom Two Way Radio Hir	82.50
11/05/2023	\$APINVCE	INV024669	CSE CROSSCOM PTY LTD	Rangers Two Way Hire 22/23 FY	220.00
Cheque/EFT Number 236147					412.40
11/05/2023	\$HRPAYJNL	F 5/05/2023	AUSTRALIAN SERVICES UNION	Australian Services Union	360.60
11/05/2023	\$HRPAYJNL	EF 5/05/2023	AUSTRALIAN SERVICES UNION	Australian Services Union	51.80
Cheque/EFT Number 236148					76,779.17
11/05/2023	\$APINVCE	2472	CLPM Pty Ltd	Langley Park Pump station - Conservation	76,779.17
Cheque/EFT Number 236149					979.00
11/05/2023	\$APINVCE	29676	PAULL & WARNER ACCIDENT REPAIR CENTRE PERTH PTY LTD	Repairs to Ranger vehicle under excess	979.00
Cheque/EFT Number 236150					35,878.46
11/05/2023	\$APINVCE	658481	CARAT AUSTRALIA MEDIA SERVICES PTY LTD	Advertising media cost for Boorloo Herit	11,339.15
11/05/2023	\$APINVCE	658482	CARAT AUSTRALIA MEDIA SERVICES PTY LTD	Advertising media cost for Boorloo Herit	12,376.43
11/05/2023	\$APINVCE	658483	CARAT AUSTRALIA MEDIA SERVICES PTY LTD	Boorloo Family Fun Day Advertising - Rad	7,039.63
11/05/2023	\$APINVCE	658480	CARAT AUSTRALIA MEDIA SERVICES PTY LTD	Dining Campaign Media Planning Cost Cost	5,123.25
Cheque/EFT Number 236151					5,500.00
11/05/2023	\$APINVCE	2193_08	The Trustee for The Lab Unit Trust t/as Place Laboratory	The Trustee for The Lab Unit Trust t/as Place LaboratNorthbridge Laneways - 3D Renders	5,500.00
Cheque/EFT Number 236152					3,805.01
11/05/2023	\$APINVCE	778551	ALLMAKES PTY LTD T/AS BRANDWORX AUSTRALIA	Citiplace Rest Centre staff Uniform	3,805.01
Cheque/EFT Number 236153					1,190.44
11/05/2023	\$APINVCE	155461	INSTANT TOILETS AND SHOWERS PTY LTD T/AS INST/Toilet hire and service - Music In The P		1,190.44
Cheque/EFT Number 236154					7,040.00
11/05/2023	\$APINVCE	INV-03627	URBAQUA LTD	Line 1 : Development of Integrated Water	7,040.00
Cheque/EFT Number 236155					3,025.00
11/05/2023	\$APINVCE	98976	PROPERTY VALUATION & ADVISORY (WA)	Valuation - Altona Laneway	3,025.00
Cheque/EFT Number 236156					674.25
11/05/2023	\$APINVCE	0009425	ACE SECURITY AND EVENTS SERVICES	Security for Town Hall events - Ordered	674.25
Cheque/EFT Number 236157					1,760.00
The Trustee for Cove Waterways Management Trust					1,760.00



Schedule of Accounts Paid - Municipal Fund
For the Period :01/05/2023-31/05/2023

Payment Date	Document Type	Invoice Number	Payee	Payment Details	Payment Amount
11/05/2023	\$APINVCE	0000105	The Trustee for Cove Waterways Management Trust	Lake Vasto algae removal - Cove Waterway	1,760.00
Cheque/EFT Number 236158					8,568.25
11/05/2023	\$APINVCE	601137441C	Flick Anticimex Pty Ltd	Rat Bait Program	8,568.25
Cheque/EFT Number 236159					990.66
11/05/2023	\$APINVCE	955585M	ESSENTIAL FIRE SERVICES PTY LTD	FIRE SERVICES REACTIVE MAINTENANCE FOR F	242.00
11/05/2023	\$APINVCE	958095M	ESSENTIAL FIRE SERVICES PTY LTD	FIRE SERVICES REACTIVE MAINTENANCE FOR F	305.80
11/05/2023	\$APINVCE	972055M	ESSENTIAL FIRE SERVICES PTY LTD	FIRE SERVICES REACTIVE MAINTENANCE FOR F	442.86
Cheque/EFT Number 236160					330.00
11/05/2023	\$APINVCE	222	Kylie Sheree Howarth	Tree Festival Storytime presentation at	330.00
Cheque/EFT Number 236161					1,608.75
11/05/2023	\$APINVCE	00003344	The Trustee for Hayto Trust t/as SoCo Studios	Boorloo Heritage Festival videography	1,608.75
Cheque/EFT Number 236162					187.00
11/05/2023	\$APINVCE	9561	WESTERN EDGE LANDSCAPES	Burt way Public access way contractor ga	187.00
Cheque/EFT Number 236163					48,732.33
11/05/2023	\$APINVCE	P986804	VOCUS PTY LTD	Roe St signals comms relocations	48,732.33
Cheque/EFT Number 236164					5,775.00
11/05/2023	\$APINVCE	IV0003892	CORPORATE GOVERNANCE RISK PTY LTD	Monthly Hosting Fees for 2022-23 for Ris	5,775.00
Cheque/EFT Number 236165					120.00
11/05/2023	\$APINVCE	0119617	CENTRAL CITY HEALTH PROFESSIONALS	Podiatry 22/23	120.00
Cheque/EFT Number 236166					4,576.20
11/05/2023	\$APINVCE	00010350	The Trustee for L Jeffery Family Trust t/as Cockburn Party H	Cockburn Party Hire - Australia Day VIP Area	173.00
11/05/2023	\$APINVCE	00009154	The Trustee for L Jeffery Family Trust t/as Cockburn Party H	Cockburn Party Hire - Australia Day VIP Area	4,403.20
Cheque/EFT Number 236167					214.50
11/05/2023	\$APINVCE	680095	Screenlink Pty Ltd t/as Aussie-IT, Batteries Plus	Small Pavement Sweeper.	214.50
Cheque/EFT Number 236168					76.60
11/05/2023	\$APINVCE	34081	LENARA NOMINEES PTY LTD T/AS PERTH NEWS DELI	Newspaper delivery - Level 2 The West an	76.60
Cheque/EFT Number 236169					49.50
11/05/2023	\$APINVCE	2962	DRY CLEANING EXPRESS PTY LTD T/AS DRYCLEAN & LAUNDRY EXPRESS	Rangers Dry Cleaning 22/23 FY PO value i	49.50
Cheque/EFT Number 236170					440.00
11/05/2023	\$APINVCE	IN102420	Excel Consulting Solutions Pty Ltd t/as Nexacu	Professional Development - Power BI mate	440.00
Cheque/EFT Number 236171					159.83
11/05/2023	\$APINVCE	INV-001060802	NEVERFAIL SPRINGWATER LIMITED	Drinking water for Queens Gardens crib r	159.83
Cheque/EFT Number 236172					301.03
11/05/2023	\$APINVCE	499820503	DULUXGROUP(AUSTRALIA)PTY LTD T/AS DULUX AUSTRALIA	DULUX AUS Paint and Hardware supplies for use in G	203.95
11/05/2023	\$APINVCE	499773440	DULUXGROUP(AUSTRALIA)PTY LTD T/AS DULUX AUSTRALIA	DULUX AUS Paint and Hardware supplies for use in G	97.08
Cheque/EFT Number 236173					1,375.00
11/05/2023	\$APINVCE	16161	The Event Mill Pty Ltd t/asKartel Bar	Styling items for Muso in the Mall - 14	1,375.00
Cheque/EFT Number 236174					123.20
11/05/2023	\$APINVCE	1970123665	GPC Asia Pacific Pty Ltd T/AS NAPA	LED Taillight Assemblies + Beacons for L	123.20
Cheque/EFT Number 236175					1,933.09
11/05/2023	\$APINVCE	ML-T0005586	J.H. FLUID TRANSFER SOLUTIONS PTY LTD T/AS PIRTEK MALAGA	Hydraulic Ram Issue + Replacement Suctio	315.92
11/05/2023	\$APINVCE	ML-T00055726	J.H. FLUID TRANSFER SOLUTIONS PTY LTD T/AS PIRTEK MALAGA	Hydraulic Hose + Coupling Fittings for S	1,617.17
Cheque/EFT Number 236176					3,245.00
11/05/2023	\$APINVCE	427811	Moore Australia (WA) Pty Ltd as agent	Discretionary Grant Funding Audit servic	3,245.00
Cheque/EFT Number 236177					1,261.70
11/05/2023	\$APINVCE	14622689	RICOH AUSTRALIA PTY LTD	Ricoh printer Maintenance print room 202	1,261.70
Cheque/EFT Number 236178					493.35
11/05/2023	\$APINVCE	72646	AQUAMONIX PTY LTD	Aquamonix Narrows TBox fault	493.35
Cheque/EFT Number 236179					226.82
11/05/2023	\$APINVCE	40544232	THE GRIFFITH FAMILY TRUST T/AS SUPERSTOCK SERVICES	SUPERSTOCK - SUPPLY OF FOOD AND BEVERAGE	84.22
11/05/2023	\$APINVCE	40544457	THE GRIFFITH FAMILY TRUST T/AS SUPERSTOCK SERVICES	SUPERSTOCK - SUPPLY OF FOOD AND BEVERAGE	68.40
11/05/2023	\$APINVCE	40544458	THE GRIFFITH FAMILY TRUST T/AS SUPERSTOCK SERVICES	SUPERSTOCK - SUPPLY OF FOOD AND BEVERAGE	74.20
Cheque/EFT Number 236180					2,090.00
11/05/2023	\$APINVCE	INV-05924	THE TRUSTEE FOR THE BCA UNIT TRUST T/AS BCA Building Certifi	BCA Bu Certificate of Design Compliance for Pie	2,090.00
Cheque/EFT Number 236181					39,129.75
11/05/2023	\$APINVCE	SI223189	Kompan Playscape Pty Ltd	Point Fraser Playground Renewal-COR30302	39,129.75
Cheque/EFT Number 236182					530.55
11/05/2023	\$APINVCE	APRIL 2023	CAROL MITCHELL	Craft stall Jl-17/01/23-19/04/23	530.55
Cheque/EFT Number 236183					885.74
11/05/2023	\$APINVCE	11985159	COMPLETE OFFICE SUPPLIES PTY LTD - COS	Office Supplies	576.36
11/05/2023	\$APINVCE	11981546	COMPLETE OFFICE SUPPLIES PTY LTD - COS	Stationery supplies	65.21
11/05/2023	\$APINVCE	11978023	COMPLETE OFFICE SUPPLIES PTY LTD - COS	Cleaning, catering and Stationery order	244.17
Cheque/EFT Number 236184					9.00
11/05/2023	\$APINVCE	54892/20	MARJORIE WILLIAMSON	Craft stall Jl-17/01/23-19/04/23	9.00
Cheque/EFT Number 236185					10,384.00
11/05/2023	\$APINVCE	CKPL1907841	CONTENTKEEPER TECHNOLOGIES PTY LTD	Public wifi web filtering renewal for 01	10,384.00



Schedule of Accounts Paid - Municipal Fund
For the Period :01/05/2023-31/05/2023

Payment Date	Document Type	Invoice Number	Payee	Payment Details	Payment Amount
Cheque/EFT Number 236186					270.00
11/05/2023	\$APINVCE	3073	DAVID YEUNG T/AS CAR CARE(WA)KEWDALE	POOL CAR CLEANING - COUNCIL HOUSE LOWER	270.00
Cheque/EFT Number 236187					4,686.00
11/05/2023	\$APINVCE	PAM0289	THE TRUSTEE FOR PAM FAMILY TRUST T/AS PROFES	Reactive Fix	528.00
11/05/2023	\$APINVCE	PAM0292	THE TRUSTEE FOR PAM FAMILY TRUST T/AS PROFES	Public art Maintenance	4,158.00
Cheque/EFT Number 236188					838.42
11/05/2023	\$APINVCE	95 726	Trade West Industrial Supplies Pty Ltd	Bearing Grease / Brake Seal Grease for W	838.42
Cheque/EFT Number 236190					27,362.18
11/05/2023	\$APINVCE	HPL79479	Hoban Recruitment Pty Ltd	Civil Maintenance Agency Staff	2,749.63
11/05/2023	\$APINVCE	HPL79478	Hoban Recruitment Pty Ltd	Contract Parking Technicians for Technic	1,833.15
11/05/2023	\$APINVCE	HPL79477	Hoban Recruitment Pty Ltd	Contract Parking Technicians for Technic	1,833.15
11/05/2023	\$APINVCE	HPL79480	Hoban Recruitment Pty Ltd	CPP Operations Contract Labour Hire. WAL	9,099.25
11/05/2023	\$APINVCE	HPL77154	Hoban Recruitment Pty Ltd	CPP Operations Contract Labour Hire. WAL	11,847.00
Cheque/EFT Number 236191					1,140.65
11/05/2023	\$APINVCE	GSSIO953902	MM Plastics Pty Ltd	Signwriting supplies	1,140.65
Cheque/EFT Number 236192					9,881.84
11/05/2023	\$APINVCE	3035	Aboriginal United Services Pty Ltd	AUS Contract Labour at CDS Depot Northbr	9,881.84
Cheque/EFT Number 236193					2,805.00
11/05/2023	\$APINVCE	8626	ASPECT Studios Pty Ltd t/as Urban&Public	Kings Park Road Shared Path - Wayfinding	2,805.00
Cheque/EFT Number 236194					1,401.21
11/05/2023	\$APINVCE	104302	Go Doors Pty Ltd	Auto Door Reactive Maintenance FY 22/23	1,401.21
Cheque/EFT Number 236195					23,100.00
11/05/2023	\$APINVCE	3845	JB Legal Partners Pty Ltd - do not use	Legal secondee (property matters)	23,100.00
Cheque/EFT Number 236196					32,615.00
11/05/2023	\$APINVCE	PRIV00002796	Turner & Townsend Thinc Pty Ltd	PM Services-PERTH CITY DEAL	16,302.00
11/05/2023	\$APINVCE	PRIV00002530	Turner & Townsend Thinc Pty Ltd	PM Services-PERTH CITY DEAL	16,313.00
Cheque/EFT Number 236197					129.36
11/05/2023	\$APINVCE	SI0006925	MDM Entertainment Pty Ltd	Supply of Assorted Adult Fiction & Adult	68.88
11/05/2023	\$APINVCE	SI0007067	MDM Entertainment Pty Ltd	Supply of Assorted Adult Fiction & Adult	60.48
Cheque/EFT Number 236198					376.62
11/05/2023	\$APINVCE	335433	FreshExchange Pty Ltd	FRESH EXCHANGE - FRUIT AND VEGETABLES.	376.62
Cheque/EFT Number 236199					55,680.74
11/05/2023	\$APINVCE	5002-228727	Arup Australia Pty Ltd	PM Services Part B Technical Services	55,680.74
Cheque/EFT Number 236200					4.50
11/05/2023	\$APINVCE	189121/20	Helen Tincknell	Craft stall Jl-17/01/23-19/04/23	4.50
Cheque/EFT Number 236201					615.32
11/05/2023	\$APINVCE	IN9548	Frontline Safety Australia Pty Ltd	Ranger Inner Belts	615.32
Cheque/EFT Number 236202					513.60
11/05/2023	\$APINVCE	26300	the trustee for Fowler Family Trust t/as Uniform fash	Staff uniforms for new Library staff as	153.60
11/05/2023	\$APINVCE	26301	the trustee for Fowler Family Trust t/as Uniform fash	Staff uniforms for new Library staff as	266.80
11/05/2023	\$APINVCE	26299	the trustee for Fowler Family Trust t/as Uniform fash	Staff uniforms for new Library staff as	93.20
Cheque/EFT Number 236203					4,764.35
11/05/2023	\$APINVCE	1433675	Gunnebo Australia Pty LTD	Replacement parts - Murray St bollards	4,764.35
Cheque/EFT Number 236204					13,799.14
11/05/2023	\$APINVCE	73547	On Tap Plumbing & Gas Pty Ltd	VARIOUS SITES - UNPLANNED PLUMBING MAINT	911.99
11/05/2023	\$APINVCE	73148	On Tap Plumbing & Gas Pty Ltd	VARIOUS SITES - UNPLANNED PLUMBING MAINT	155.22
11/05/2023	\$APINVCE	73131	On Tap Plumbing & Gas Pty Ltd	VARIOUS SITES - UNPLANNED PLUMBING MAINT	155.22
11/05/2023	\$APINVCE	73112	On Tap Plumbing & Gas Pty Ltd	VARIOUS SITES - UNPLANNED PLUMBING MAINT	555.24
11/05/2023	\$APINVCE	73043	On Tap Plumbing & Gas Pty Ltd	VARIOUS SITES - UNPLANNED PLUMBING MAINT	155.22
11/05/2023	\$APINVCE	73865	On Tap Plumbing & Gas Pty Ltd	VARIOUS SITES - UNPLANNED PLUMBING MAINT	465.64
11/05/2023	\$APINVCE	73693	On Tap Plumbing & Gas Pty Ltd	VARIOUS SITES - UNPLANNED PLUMBING MAINT	194.01
11/05/2023	\$APINVCE	73857	On Tap Plumbing & Gas Pty Ltd	VARIOUS SITES - UNPLANNED PLUMBING MAINT	2,390.97
11/05/2023	\$APINVCE	73830	On Tap Plumbing & Gas Pty Ltd	VARIOUS SITES - UNPLANNED PLUMBING MAINT	364.10
11/05/2023	\$APINVCE	73730	On Tap Plumbing & Gas Pty Ltd	VARIOUS SITES - UNPLANNED PLUMBING MAINT	277.64
11/05/2023	\$APINVCE	73705	On Tap Plumbing & Gas Pty Ltd	VARIOUS SITES - UNPLANNED PLUMBING MAINT	277.64
11/05/2023	\$APINVCE	73764	On Tap Plumbing & Gas Pty Ltd	VARIOUS SITES - UNPLANNED PLUMBING MAINT	91.03
11/05/2023	\$APINVCE	73783	On Tap Plumbing & Gas Pty Ltd	VARIOUS SITES - UNPLANNED PLUMBING MAINT	91.03
11/05/2023	\$APINVCE	73525	On Tap Plumbing & Gas Pty Ltd	VARIOUS SITES - UNPLANNED PLUMBING MAINT	975.90
11/05/2023	\$APINVCE	73597	On Tap Plumbing & Gas Pty Ltd	VARIOUS SITES - UNPLANNED PLUMBING MAINT	370.62
11/05/2023	\$APINVCE	73011	On Tap Plumbing & Gas Pty Ltd	VARIOUS SITES - UNPLANNED PLUMBING MAINT	416.46
11/05/2023	\$APINVCE	73250	On Tap Plumbing & Gas Pty Ltd	VARIOUS SITES - UNPLANNED PLUMBING MAINT	277.64
11/05/2023	\$APINVCE	73231	On Tap Plumbing & Gas Pty Ltd	VARIOUS SITES - UNPLANNED PLUMBING MAINT	228.64
11/05/2023	\$APINVCE	73185	On Tap Plumbing & Gas Pty Ltd	VARIOUS SITES - UNPLANNED PLUMBING MAINT	376.64
11/05/2023	\$APINVCE	73178	On Tap Plumbing & Gas Pty Ltd	VARIOUS SITES - UNPLANNED PLUMBING MAINT	277.64
11/05/2023	\$APINVCE	73074	On Tap Plumbing & Gas Pty Ltd	VARIOUS SITES - UNPLANNED PLUMBING MAINT	321.72
11/05/2023	\$APINVCE	73047	On Tap Plumbing & Gas Pty Ltd	VARIOUS SITES - UNPLANNED PLUMBING MAINT	159.29



Schedule of Accounts Paid - Municipal Fund
For the Period :01/05/2023-31/05/2023

Payment Date	Document Type	Invoice Number	Payee	Payment Details	Payment Amount
11/05/2023	\$APINVCE	72806	On Tap Plumbing & Gas Pty Ltd	VARIOUS SITES - UNPLANNED PLUMBING MAINT	232.80
11/05/2023	\$APINVCE	72807	On Tap Plumbing & Gas Pty Ltd	VARIOUS SITES - UNPLANNED PLUMBING MAINT	154.82
11/05/2023	\$APINVCE	72850	On Tap Plumbing & Gas Pty Ltd	VARIOUS SITES - UNPLANNED PLUMBING MAINT	136.54
11/05/2023	\$APINVCE	72665	On Tap Plumbing & Gas Pty Ltd	VARIOUS SITES - UNPLANNED PLUMBING MAINT	277.64
11/05/2023	\$APINVCE	72786	On Tap Plumbing & Gas Pty Ltd	VARIOUS SITES - UNPLANNED PLUMBING MAINT	277.64
11/05/2023	\$APINVCE	72750	On Tap Plumbing & Gas Pty Ltd	VARIOUS SITES - UNPLANNED PLUMBING MAINT	142.91
11/05/2023	\$APINVCE	72514	On Tap Plumbing & Gas Pty Ltd	VARIOUS SITES - UNPLANNED PLUMBING MAINT	277.64
11/05/2023	\$APINVCE	71907	On Tap Plumbing & Gas Pty Ltd	VARIOUS SITES - UNPLANNED PLUMBING MAINT	136.54
11/05/2023	\$APINVCE	71905	On Tap Plumbing & Gas Pty Ltd	VARIOUS SITES - UNPLANNED PLUMBING MAINT	91.03
11/05/2023	\$APINVCE	71792	On Tap Plumbing & Gas Pty Ltd	VARIOUS SITES - UNPLANNED PLUMBING MAINT	182.05
11/05/2023	\$APINVCE	71847	On Tap Plumbing & Gas Pty Ltd	VARIOUS SITES - UNPLANNED PLUMBING MAINT	141.90
11/05/2023	\$APINVCE	70299	On Tap Plumbing & Gas Pty Ltd	VARIOUS SITES - UNPLANNED PLUMBING MAINT	261.80
11/05/2023	\$APINVCE	72415	On Tap Plumbing & Gas Pty Ltd	VARIOUS SITES - UNPLANNED PLUMBING MAINT	91.03
11/05/2023	\$APINVCE	72482	On Tap Plumbing & Gas Pty Ltd	VARIOUS SITES - UNPLANNED PLUMBING MAINT	91.03
11/05/2023	\$APINVCE	72487	On Tap Plumbing & Gas Pty Ltd	VARIOUS SITES - UNPLANNED PLUMBING MAINT	159.29
11/05/2023	\$APINVCE	72148	On Tap Plumbing & Gas Pty Ltd	VARIOUS SITES - UNPLANNED PLUMBING MAINT	277.64
11/05/2023	\$APINVCE	72135	On Tap Plumbing & Gas Pty Ltd	VARIOUS SITES - UNPLANNED PLUMBING MAINT	250.32
11/05/2023	\$APINVCE	72003	On Tap Plumbing & Gas Pty Ltd	VARIOUS SITES - UNPLANNED PLUMBING MAINT	223.53
11/05/2023	\$APINVCE	71983	On Tap Plumbing & Gas Pty Ltd	VARIOUS SITES - UNPLANNED PLUMBING MAINT	463.10
11/05/2023	\$APINVCE	71625	On Tap Plumbing & Gas Pty Ltd	VARIOUS SITES - UNPLANNED PLUMBING MAINT	91.03
11/05/2023	\$APINVCE	72001	On Tap Plumbing & Gas Pty Ltd	VARIOUS SITES - UNPLANNED PLUMBING MAINT	258.33
11/05/2023	\$APINVCE	71784	On Tap Plumbing & Gas Pty Ltd	VARIOUS SITES - UNPLANNED PLUMBING MAINT	91.03
Cheque/EFT Number 236205 Perth Indonesian Community Incorporated t/a Perth Indonesian Perth Indonesian As					5,500.00
11/05/2023	\$APINVCE	CG09/23/02	Perth Indonesian Community Incorporated t/a Perth Local Activations Grant (LAG) - 22/23 Fu		5,500.00
Cheque/EFT Number 236206 Wright Welding & Fabrication Pty Ltd					40,964.27
11/05/2023	\$APINVCE	INV-0432	Wright Welding & Fabrication Pty Ltd	General street lighting maintenance	30,112.04
11/05/2023	\$APINVCE	INV-0416	Wright Welding & Fabrication Pty Ltd	VARIOUS SITES - UNPLANNED WELDING & FABR	2,105.40
11/05/2023	\$APINVCE	INV-0418	Wright Welding & Fabrication Pty Ltd	VARIOUS SITES - UNPLANNED WELDING & FABR	1,853.28
11/05/2023	\$APINVCE	INV-0437	Wright Welding & Fabrication Pty Ltd	Fabrication of Compactor Scraper Plate o	1,866.15
11/05/2023	\$APINVCE	INV-0434	Wright Welding & Fabrication Pty Ltd	Various welding works for street furnitu	2,076.69
11/05/2023	\$APINVCE	INV-0435	Wright Welding & Fabrication Pty Ltd	Various welding works for street furnitu	1,016.91
11/05/2023	\$APINVCE	INV-0436	Wright Welding & Fabrication Pty Ltd	Various welding works for street furnitu	1,676.40
11/05/2023	\$APINVCE	INV-0433	Wright Welding & Fabrication Pty Ltd	Weld Repair of RAM Bracket	257.40
Cheque/EFT Number 236207 KKK Fresh Pty Ltd t/as Coffee Table Delights					103.84
11/05/2023	\$APINVCE	00116294	KKK Fresh Pty Ltd t/as Coffee Table Delights	Cop Catering Cookies/ slices supply	103.84
Cheque/EFT Number 236208 ATI-Mirage Training and Business Solutions Pty Ltd t/as ATI-Mirage					1,155.00
11/05/2023	\$APINVCE	INV-3060	ATI-Mirage Training and Business Solutions Pty Ltd t/H&S Rep training		1,155.00
Cheque/EFT Number 236209 Atkins, et.al (Other Partnership) t/as Moray & Agnew					220.00
11/05/2023	\$APINVCE	697451	Atkins, et.al (Other Partnership) t/as Moray & Agnew Professional development	Please dont s	220.00
Cheque/EFT Number 236210 Corporate Travel Management Group Pty Ltd (CTM)					7,695.17
11/05/2023	\$APINVCE	0016654984	Corporate Travel Management Group Pty Ltd (CTM) CCCLM travel for Lord Mayor and CEO to C		440.02
11/05/2023	\$APINVCE	0016531015	Corporate Travel Management Group Pty Ltd (CTM) CCCLM travel for Lord Mayor and CEO to C		6,179.74
11/05/2023	\$APINVCE	0016565936	Corporate Travel Management Group Pty Ltd (CTM) Travel - World Energy Cities Partnership		1,075.41
Cheque/EFT Number 236211 Helene Pty Ltd t/as LO-GO Appointments					1,687.38
11/05/2023	\$APINVCE	H2389	Helene Pty Ltd t/as LO-GO Appointments	Temp Administration Support staff	1,687.38
Cheque/EFT Number 236212 Trisha Gillian Rogers t/as Trisha Rogers Consulting					2,541.00
11/05/2023	\$APINVCE	COP007	Trisha Gillian Rogers t/as Trisha Rogers Consulting	Consultant to assist in parking projects	2,541.00
Cheque/EFT Number 236213 The Trustee for the Gilmour Trust t/as Gilmour & Jooste Elec Gilmour & Jooste El					8,677.72
11/05/2023	\$APINVCE	29165	The Trustee for the Gilmour Trust t/as Gilmour & Joc	VARIOUS SITES - UNPLANNED ELECTRICAL MAI	316.80
11/05/2023	\$APINVCE	28713	The Trustee for the Gilmour Trust t/as Gilmour & Joc	VARIOUS SITES - UNPLANNED ELECTRICAL MAI	1,908.50
11/05/2023	\$APINVCE	29924	The Trustee for the Gilmour Trust t/as Gilmour & Joc	VARIOUS SITES - UNPLANNED ELECTRICAL MAI	1,701.15
11/05/2023	\$APINVCE	29594	The Trustee for the Gilmour Trust t/as Gilmour & Joc	VARIOUS SITES - UNPLANNED ELECTRICAL MAI	594.00
11/05/2023	\$APINVCE	30069	The Trustee for the Gilmour Trust t/as Gilmour & Joc	VARIOUS SITES - UNPLANNED ELECTRICAL MAI	161.70
11/05/2023	\$APINVCE	30073	The Trustee for the Gilmour Trust t/as Gilmour & Joc	VARIOUS SITES - UNPLANNED ELECTRICAL MAI	1,492.10
11/05/2023	\$APINVCE	30072	The Trustee for the Gilmour Trust t/as Gilmour & Joc	VARIOUS SITES - UNPLANNED ELECTRICAL MAI	148.50
11/05/2023	\$APINVCE	30034	The Trustee for the Gilmour Trust t/as Gilmour & Joc	VARIOUS SITES - UNPLANNED ELECTRICAL MAI	561.00
11/05/2023	\$APINVCE	30070	The Trustee for the Gilmour Trust t/as Gilmour & Joc	VARIOUS SITES - UNPLANNED ELECTRICAL MAI	153.34
11/05/2023	\$APINVCE	30033	The Trustee for the Gilmour Trust t/as Gilmour & Joc	VARIOUS SITES - UNPLANNED ELECTRICAL MAI	561.00
11/05/2023	\$APINVCE	29988	The Trustee for the Gilmour Trust t/as Gilmour & Joc	VARIOUS SITES - UNPLANNED ELECTRICAL MAI	222.75
11/05/2023	\$APINVCE	29986	The Trustee for the Gilmour Trust t/as Gilmour & Joc	VARIOUS SITES - UNPLANNED ELECTRICAL MAI	222.75
11/05/2023	\$APINVCE	29984	The Trustee for the Gilmour Trust t/as Gilmour & Joc	VARIOUS SITES - UNPLANNED ELECTRICAL MAI	634.13
Cheque/EFT Number 236214 WA Fire Pty Ltd					847.00
11/05/2023	\$APINVCE	312	WA Fire Pty Ltd	Fire Warden	847.00
Cheque/EFT Number 236215 TJ and RJ Sellick Pty Ltd t/as Lawn Doctor					35,435.53
11/05/2023	\$APINVCE	00721647	TJ and RJ Sellick Pty Ltd t/as Lawn Doctor	Turf nutrition	35,435.53
Cheque/EFT Number 236216 People2People Recruitment (Western Australia) Pty Ltd					2,205.72



Schedule of Accounts Paid - Municipal Fund
For the Period :01/05/2023-31/05/2023

Payment Date	Document Type	Invoice Number	Payee	Payment Details	Payment Amount
11/05/2023	\$APINVCE	INV-000034166	People2People Recruitment (Western Australia) Pty	Agency fees for Properties	2,205.72
Cheque/EFT Number 236217					8,408.58
11/05/2023	\$APINVCE	544022	AMS Technology Group Pty Ltd t/as AMS Installation	AMS Installation & Mainten	198.00
11/05/2023	\$APINVCE	544002	AMS Technology Group Pty Ltd t/as AMS Installation	AMS Reactive Maintenance/ Quoted Works f	198.00
11/05/2023	\$APINVCE	542881	AMS Technology Group Pty Ltd t/as AMS Installation	VARIOUS SITES - AMS PREVENTATIVE MAINTEN	7,402.08
11/05/2023	\$APINVCE	544024	AMS Technology Group Pty Ltd t/as AMS Installation	AMS Reactive Maintenance/ Quoted Works f	99.00
11/05/2023	\$APINVCE	543961	AMS Technology Group Pty Ltd t/as AMS Installation	AMS Reactive Maintenance/ Quoted Works f	511.50
Cheque/EFT Number 236218					250.00
11/05/2023	\$APINVCE	8003508851	The Trustee for the Deloitte Trading Trust	Deloitte Treasury Services Agreement	250.00
Cheque/EFT Number 236219					5,775.00
11/05/2023	\$APCREDIT	117	Converge International Pty Ltd	Inv 11571	-206.25
11/05/2023	\$APINVCE	12345A	Converge International Pty Ltd	Employee Assistance Program	1,443.75
11/05/2023	\$APINVCE	12721A	Converge International Pty Ltd	Employee Assistance Program	4,537.50
Cheque/EFT Number 236220					352.00
11/05/2023	\$APINVCE	38979	Safetech Pty Ltd	Loading Dock Goods Hoist Maintenance A	352.00
Cheque/EFT Number 236221					1,628.00
11/05/2023	\$APINVCE	1323	Autonomous Technology Pty Ltd	Drone crowd shots - City of Light Show	1,628.00
Cheque/EFT Number 236222					13,962.02
11/05/2023	\$APINVCE	4681945111	Telstra Limited	DATA CHARGES FOR 16 March-15 April 2023	3,772.00
11/05/2023	\$APINVCE	049/1	Telstra Limited	DATA CHARGES FOR 16 March-15 April 2023	1,383.67
11/05/2023	\$APINVCE	2769413700	Telstra Limited	DATA CHARGES FOR 16 March-15 April 2023	7,798.35
11/05/2023	\$APINVCE	4681945129	Telstra Limited	DATA CHARGES FOR 16 March -15 April 2023	970.00
11/05/2023	\$APINVCE	4681945038	Telstra Limited	DATA CHARGES FOR 16 March-15 April 2023	38.00
Cheque/EFT Number 236223					9,680.00
11/05/2023	\$APINVCE	INV-0029	Techvision Australlia Pty Ltd	Provision of support services	9,680.00
Cheque/EFT Number 236224					13,915.00
11/05/2023	\$APINVCE	INV-0629	Zone 50 Engineering Surveys Pty Ltd	Cloud Survey and 3D Revit Model	13,915.00
Cheque/EFT Number 236225					375.38
11/05/2023	\$APINVCE	674	North Pacific Supplies Pty Ltd Northpac	5 X Armadillo - white stripes and 15 X s	375.38
Cheque/EFT Number 236226					4,400.00
11/05/2023	\$APINVCE	181796	APP Corporation Pty Ltd The APP Group	Pier St - Feasibility Study	4,400.00
Cheque/EFT Number 236227					11,129.08
11/05/2023	\$APINVCE	9461	Cutting Cart Pty Ltd t/as Dardanup Butchering Co	Meat and Meat products for Citiplace Com	649.45
11/05/2023	\$APINVCE	9461	Cutting Cart Pty Ltd t/as Dardanup Butchering Co	Meat and Meat products for Citiplace Com	650.18
11/05/2023	\$APINVCE	BL732792	Cutting Cart Pty Ltd t/as Dardanup Butchering Co	Meat and Meat products for Citiplace Com	639.15
11/05/2023	\$APINVCE	BL733793	Cutting Cart Pty Ltd t/as Dardanup Butchering Co	Meat and Meat products for Citiplace Com	286.26
11/05/2023	\$APINVCE	BL733795	Cutting Cart Pty Ltd t/as Dardanup Butchering Co	Meat and Meat products for Citiplace Com	846.46
11/05/2023	\$APINVCE	BL735119	Cutting Cart Pty Ltd t/as Dardanup Butchering Co	Meat and Meat products for Citiplace Com	428.21
11/05/2023	\$APINVCE	BL732794	Cutting Cart Pty Ltd t/as Dardanup Butchering Co	Meat and Meat products for Citiplace Com	679.66
11/05/2023	\$APINVCE	BL722155	Cutting Cart Pty Ltd t/as Dardanup Butchering Co	Meat and Meat products for Citiplace Com	349.36
11/05/2023	\$APINVCE	BL722153	Cutting Cart Pty Ltd t/as Dardanup Butchering Co	Meat and Meat products for Citiplace Com	348.82
11/05/2023	\$APINVCE	9461	Cutting Cart Pty Ltd t/as Dardanup Butchering Co	Meat and Meat products for Citiplace Com	594.84
11/05/2023	\$APINVCE	9461	Cutting Cart Pty Ltd t/as Dardanup Butchering Co	Meat and Meat products for Citiplace Com	739.12
11/05/2023	\$APINVCE	9461	Cutting Cart Pty Ltd t/as Dardanup Butchering Co	Meat and Meat products for Citiplace Com	458.86
11/05/2023	\$APINVCE	9461	Cutting Cart Pty Ltd t/as Dardanup Butchering Co	Meat and Meat products for Citiplace Com	712.45
11/05/2023	\$APINVCE	BL726384	Cutting Cart Pty Ltd t/as Dardanup Butchering Co	Meat and Meat products for Citiplace Com	821.39
11/05/2023	\$APINVCE	9461	Cutting Cart Pty Ltd t/as Dardanup Butchering Co	Meat and Meat products for Citiplace Com	255.47
11/05/2023	\$APINVCE	BL729571	Cutting Cart Pty Ltd t/as Dardanup Butchering Co	Meat and Meat products for Citiplace Com	1,029.50
11/05/2023	\$APINVCE	BL730208	Cutting Cart Pty Ltd t/as Dardanup Butchering Co	Meat and Meat products for Citiplace Com	688.83
11/05/2023	\$APINVCE	9461	Cutting Cart Pty Ltd t/as Dardanup Butchering Co	Meat and Meat products for Citiplace Com	320.83
11/05/2023	\$APINVCE	9461	Cutting Cart Pty Ltd t/as Dardanup Butchering Co	Meat and Meat products for Citiplace Com	630.24
Cheque/EFT Number 236228					3,162.50
11/05/2023	\$APINVCE	1732	TTF The Petrillo Family Trust t/as That Little Gelato Cart	TTF The Petrillo Family Trust t/as That Little Gelato C Fairlanes Concert 2023 - That Little Gel	3,162.50
Cheque/EFT Number 236229					27,500.00
11/05/2023	\$APINVCE	INV-3927	Hazelton Property Group Pty Ltd (t/as Statewide Demolition & Recycling)	Hazelton Property Group Pty Ltd (t/as Statewide Der Point Fraser Reserve-partial demolition	27,500.00
Cheque/EFT Number 236230					3.49
11/05/2023	\$APINVCE	4033759890	Boc Gases Australia Ltd	Dry Ice-Mosquito Management	3.49
Cheque/EFT Number 236231					70,189.92
11/05/2023	\$APINVCE	APR 2023	Building and Construction Industry Training Board	Construction Training Fund	70,189.92
Cheque/EFT Number 236232					176.00
11/05/2023	\$APINVCE	SI-0003881	CENTRECARE CORPORATE	Requisition for EAP - Access Wellbeing 1	176.00
Cheque/EFT Number 236233					320.00
11/05/2023	\$HRPAYJNL	F 5/05/2023	CFMEU MINING & ENERGY DIVISION	CFMEU	40.00
11/05/2023	\$HRPAYJNL	EF 5/05/2023	CFMEU MINING & ENERGY DIVISION	CFMEU	280.00
Cheque/EFT Number 236234					2,783.00
11/05/2023	\$APINVCE	INV-18979	CHAMPION MUSIC	Trouville and Howi Morgan Trio - Perfor	2,783.00



Schedule of Accounts Paid - Municipal Fund
For the Period :01/05/2023-31/05/2023

Payment Date	Document Type	Invoice Number	Payee	Payment Details	Payment Amount
Cheque/EFT Number 236235					1,979.26
11/05/2023	\$HRPAYJNL	F 5/05/2023	Child Support Agency	ATO Child Support Deduction	947.25
11/05/2023	\$HRPAYJNL	EF 5/05/2023	Child Support Agency	ATO Child Support Garnishees	1,032.01
Cheque/EFT Number 236236					33,292.95
11/05/2023	\$APINVC	A049757	Choiceone Pty Ltd	Choiceone recruitment- Labour hire to co	909.11
11/05/2023	\$APINVC	A049758	Choiceone Pty Ltd	Agency staff	6,153.83
11/05/2023	\$APINVC	A049765	Choiceone Pty Ltd	Temp Labour Hire - Waste and Cleaning Sa	9,567.12
11/05/2023	\$APINVC	A049762	Choiceone Pty Ltd	Temporary Staff Civil Maintenance	1,518.53
11/05/2023	\$APINVC	A049763	Choiceone Pty Ltd	Temporary Staff Civil Maintenance	2,024.70
11/05/2023	\$APINVC	A049760	Choiceone Pty Ltd	Temp Labour Hire - Waste and Cleaning Sa	6,513.44
11/05/2023	\$APINVC	A049764	Choiceone Pty Ltd	Agency Assistant Cook to fill Thursday a	996.44
11/05/2023	\$APINVC	A049766	Choiceone Pty Ltd	Carpenters-Temporary Staff	3,030.25
11/05/2023	\$APINVC	A049767	Choiceone Pty Ltd	Agency Staff Civil Maintenance	2,579.53
Cheque/EFT Number 236237					11,000.00
11/05/2023	\$APINVC	00006574	Chung Wah Association	Perth Chinese New Year - Event Sponsorsh	11,000.00
Cheque/EFT Number 236238					616.00
11/05/2023	\$HRPAYJNL	F 5/05/2023	CITY OF PERTH STAFF SOCIAL CLUB	Social Club	560.00
11/05/2023	\$HRPAYJNL	EF 5/05/2023	CITY OF PERTH STAFF SOCIAL CLUB	Social Club	56.00
Cheque/EFT Number 236239					13,386.74
11/05/2023	\$APINVC	INV-38535	CLASSIC TREE SERVICES	Street Tree Pruning, Removal and Arboric	1,709.13
11/05/2023	\$APINVC	INV-38537	CLASSIC TREE SERVICES	Street Tree Pruning, Removal and Arboric	1,056.00
11/05/2023	\$APINVC	INV-38546	CLASSIC TREE SERVICES	Street Tree Pruning, Removal and Arboric	275.00
11/05/2023	\$APINVC	INV-38538	CLASSIC TREE SERVICES	Street Tree Pruning, Removal and Arboric	676.50
11/05/2023	\$APINVC	INV-38539	CLASSIC TREE SERVICES	Street Tree Pruning, Removal and Arboric	653.13
11/05/2023	\$APINVC	INV-38536	CLASSIC TREE SERVICES	Street Tree Pruning, Removal and Arboric	2,345.75
11/05/2023	\$APINVC	INV-38547	CLASSIC TREE SERVICES	Street Tree Pruning, Removal and Arboric	382.25
11/05/2023	\$APINVC	INV-38541	CLASSIC TREE SERVICES	Street Tree Pruning, Removal and Arboric	983.40
11/05/2023	\$APINVC	INV-38501	CLASSIC TREE SERVICES	Street Tree Pruning, Removal and Arboric	1,905.20
11/05/2023	\$APINVC	INV-38477	CLASSIC TREE SERVICES	Street Tree Pruning, Removal and Arboric	814.83
11/05/2023	\$APINVC	INV-38504	CLASSIC TREE SERVICES	Street Tree Pruning, Removal and Arboric	943.80
11/05/2023	\$APINVC	INV-38471	CLASSIC TREE SERVICES	Street Tree Pruning, Removal and Arboric	1,072.50
11/05/2023	\$APINVC	INV-38473	CLASSIC TREE SERVICES	Street Tree Pruning, Removal and Arboric	569.25
Cheque/EFT Number 236240					6,608.68
11/05/2023	\$APINVC	503720	Drake Australia Pty Ltd	2 x Mechanic Labour Hire - 30Hrs W/E - 1	2,959.11
11/05/2023	\$APINVC	503719	Drake Australia Pty Ltd	2 x Mechanic Labour Hire - 30Hrs W/E - 1	2,959.11
11/05/2023	\$APINVC	503718	Drake Australia Pty Ltd	2 x Mechanic Labour Hire - 30Hrs W/E - 1	690.46
Cheque/EFT Number 236241					43.60
11/05/2023	\$APINVC	RCC000752	THE TRUSTEE FOR ILLION AUSTRALIA UNIT TRUST T/AS MILTON GRAH MILTON GRAHAM	THE TRUSTEE FOR ILLION AUSTRALIA UNIT TRUST T//Debt Collection for overdue items from L	43.60
Cheque/EFT Number 236242					11,542.00
11/05/2023	\$APINVC	33047	Ellenby Tree Farm Pty Ltd	Replacement Tree Program 22/23 - Tree St	962.50
11/05/2023	\$APINVC	33048	Ellenby Tree Farm Pty Ltd	Replacement Tree Program 22/23 - Tree St	4,760.50
11/05/2023	\$APINVC	33049	Ellenby Tree Farm Pty Ltd	Replacement Tree Program 22/23 - Tree St	1,804.00
11/05/2023	\$APINVC	33061	Ellenby Tree Farm Pty Ltd	Park Tree Planting Opportunities: Ozone	4,015.00
Cheque/EFT Number 236243					694.93
11/05/2023	\$APINVC	11095650	FARINOSI & SONS PTY LTD	VARIOUS SITES - SUPPLY OF MINOR HARDWARE	69.90
11/05/2023	\$APINVC	11095449	FARINOSI & SONS PTY LTD	VARIOUS SITES - SUPPLY OF MINOR HARDWARE	13.50
11/05/2023	\$APINVC	11095473	FARINOSI & SONS PTY LTD	VARIOUS SITES - SUPPLY OF MINOR HARDWARE	127.50
11/05/2023	\$APINVC	11095521	FARINOSI & SONS PTY LTD	10 X Cockburn Crème 20kg & minor stores	127.50
11/05/2023	\$APINVC	11095234	FARINOSI & SONS PTY LTD	10 X Cockburn Crème 20kg & minor stores	194.25
11/05/2023	\$APINVC	11095243	FARINOSI & SONS PTY LTD	Supplies for furniture installations	36.60
11/05/2023	\$APINVC	11095235	FARINOSI & SONS PTY LTD	Supplies for furniture installations	125.68
Cheque/EFT Number 236244					96.06
11/05/2023	\$APINVC	153986	STRATAGREEN	2 x 100m x18mm rolls of tree tie.	96.06
Cheque/EFT Number 236245					423.73
11/05/2023	\$HRPAYJNL	F 5/05/2023	HOSPITAL BENEFIT FUND OF WA	Hospital Benefit Fund	135.06
11/05/2023	\$HRPAYJNL	EF 5/05/2023	HOSPITAL BENEFIT FUND OF WA	Hospital Benefit Fund	288.67
Cheque/EFT Number 236246					23,797.40
11/05/2023	\$APINVC	INV-44133	HYDROQUIP PUMPS	John Oldham outer fountain pump repair	23,797.40
Cheque/EFT Number 236247					150.00
11/05/2023	\$APINVC	SI/AU0151373	Trustee for Trans Australia Trust t/as Instant Windscreens	Trustee for Trans Australia Trust t/as Instant Windscreens Window tint for replaced window	150.00
Cheque/EFT Number 236248					300.05
11/05/2023	\$APINVC	1062735	BUCHER MUNICIPAL PTY LTD	Rear Mud Guard + Emergency Stop Buttons	300.05
Cheque/EFT Number 236249					6,283.66
11/05/2023	\$APINVC	43469	Magnetic Automation Pty Ltd t/as Hub Parking Technology	Magnetic Automation Pty Ltd t/as Hub Parking TechrMagnetic - Datapark Equipment & Systems	6,283.66
Cheque/EFT Number 236250					1,009.96
11/05/2023	\$APINVC	47558	MARKETFORCE LTD	Statutory Advertising - Tenders 2022/23	344.12



Schedule of Accounts Paid - Municipal Fund
For the Period :01/05/2023-31/05/2023

Payment Date	Document Type	Invoice Number	Payee	Payment Details	Payment Amount
11/05/2023	\$APINVCE	47557	MARKETFORCE LTD	Statutory Advertising - Tenders 2022/23	472.86
11/05/2023	\$APCREDIT	41092	MARKETFORCE LTD	Early settlement discount January 2023	-104.75
11/05/2023	\$APCREDIT	41273	MARKETFORCE LTD	Early settlement discount February 2023	-32.40
11/05/2023	\$APCREDIT	41272	MARKETFORCE LTD	Early settlement discount February 2023	-21.27
11/05/2023	\$APINVCE	47559	MARKETFORCE LTD	Statutory Advertising - Tenders 2022/23	351.40
Cheque/EFT Number 236251					341.00
11/05/2023	\$APCREDIT	CRMN013187	Isentia Pty Limited t/as Media Monitors Pty Limited	Invoice MN0856153-31/03/2023	-1,364.00
11/05/2023	\$APINVCE	MN0856153	Isentia Pty Limited t/as Media Monitors Pty Limited	iSentia - media monitoring	1,705.00
Cheque/EFT Number 236252					39,428.54
11/05/2023	\$APINVCE	SINV-046998	MINDARIE REGIONAL COUNCIL	Provision of Landfill Tipping - 2022/23	39,428.54
Cheque/EFT Number 236253					1,153.78
11/05/2023	\$HRPAYJNL	F 5/05/2023	LGRCEU	LGRCEU	110.00
11/05/2023	\$HRPAYJNL	F 5/05/2023	LGRCEU	LGRCEU	9.78
11/05/2023	\$HRPAYJNL	EF 5/05/2023	LGRCEU	LGRCEU	1,034.00
Cheque/EFT Number 236254					748.53
11/05/2023	\$APINVCE	10246164	SMC Corporation (Australia) Pty Ltd	Air RAM Cylinder for Road Sweeper Brush	748.53
Cheque/EFT Number 236255					209.00
11/05/2023	\$APINVCE	2742147	Nationwide Oils/t/as transpacific	Removal OF 1,000lts of Oil Waste	209.00
Cheque/EFT Number 236256					2,530.00
11/05/2023	\$APINVCE	1000-1620-2023	NVMS PTY LTD	Noise Training	2,530.00
Cheque/EFT Number 236257					4,015.00
11/05/2023	\$APINVCE	INV-0718	PARALLAX PRODUCTIONS PTY LTD	Anti-Graffiti Coat	4,015.00
Cheque/EFT Number 236258					1,650.00
11/05/2023	\$APINVCE	462373	Property Council of Australia	Professional Development	1,650.00
Cheque/EFT Number 236259					422.05
11/05/2023	\$APINVCE	139776008	RSEA PTY LTD	PPE: Steel cap boots for use on Construct	126.50
11/05/2023	\$APINVCE	14423777	RSEA PTY LTD	6 x Eyewash Replacement 1LT Bottle / Old	295.55
Cheque/EFT Number 236260					759.90
11/05/2023	\$APINVCE	KINV00040515	St John Ambulance Australia	First Aid Kit Replenishment	759.90
Cheque/EFT Number 236261					4,783.69
11/05/2023	\$APINVCE	661099381	FUJII XEROX BUSINESSFORCE PTY LTD	Reminder and Final Demand notice product	360.23
11/05/2023	\$APINVCE	662099382	FUJII XEROX BUSINESSFORCE PTY LTD	Reminder and Final Demand notice product	1,600.16
11/05/2023	\$APINVCE	661099383	FUJII XEROX BUSINESSFORCE PTY LTD	Reminder and Final Demand notice product	223.82
11/05/2023	\$APINVCE	662099381	FUJII XEROX BUSINESSFORCE PTY LTD	Reminder and Final Demand notice product	1,591.24
11/05/2023	\$APINVCE	662099383	FUJII XEROX BUSINESSFORCE PTY LTD	Reminder and Final Demand notice product	647.14
11/05/2023	\$APINVCE	661099382	FUJII XEROX BUSINESSFORCE PTY LTD	Reminder and Final Demand notice product	361.10
Cheque/EFT Number 236262					199.00
11/05/2023	\$APINVCE	76199 #3	CSP GROUP PTY LTD T/AS STIHL SHOP OSBORNE PAR	Safety equipment, Chainsaw helmet with m	199.00
Cheque/EFT Number 236263					783.00
11/05/2023	\$APINVCE	412639931	TOTAL EDEN PTY LTD T/AS Nutrien Water	Air release valve 50mm	123.61
11/05/2023	\$APINVCE	412636411	TOTAL EDEN PTY LTD T/AS Nutrien Water	PH/EC water tester	659.45
Cheque/EFT Number 236264					1,363.86
11/05/2023	\$APINVCE	00419064	Ultimo Catering & Events Pty Ltd	COP catering Food supplies ULTIMO	434.18
11/05/2023	\$APINVCE	00419046	Ultimo Catering & Events Pty Ltd	COP catering Food supplies ULTIMO	104.50
11/05/2023	\$APINVCE	00419003	Ultimo Catering & Events Pty Ltd	COP catering Food supplies ULTIMO	102.74
11/05/2023	\$APINVCE	00419028	Ultimo Catering & Events Pty Ltd	COP catering Food supplies ULTIMO	323.58
11/05/2023	\$APINVCE	00419065	Ultimo Catering & Events Pty Ltd	COP catering Food supplies ULTIMO	230.56
11/05/2023	\$APINVCE	00419004	Ultimo Catering & Events Pty Ltd	COP catering Food supplies ULTIMO	168.30
Cheque/EFT Number 236265					275.58
11/05/2023	\$APINVCE	81325	THE WESTERN AUSTRALIAN DEAF SOCIETY INC T/AS ACCESS PLUS WA	Auslan interpretation for Djurandi Dream	275.58
Cheque/EFT Number 236266					33,000.00
11/05/2023	\$APINVCE	00106285	WA MUSIC INDUSTRY ASSOCIATION INC	Arts Sponsorship 2021/22 West Australian	33,000.00
Cheque/EFT Number 236267					4,620.00
11/05/2023	\$APINVCE	CORPB0657726	WESTERN POWER	Royal Street Lighting - Western Power	1,320.00
11/05/2023	\$APINVCE	CORPB0655576	WESTERN POWER	Kings Park Shared Path - Western Power	3,300.00
Cheque/EFT Number 236268					3,762.00
11/05/2023	\$APINVCE	734324	DOWNER EDI WORKS	Traffic Management Plan Review	3,762.00
Cheque/EFT Number 236269					150.00
11/05/2023	\$APINVCE	BALL050523	Dean Ball	Healthy Life Style - Dean Ball	150.00
Cheque/EFT Number 236270					90.00
11/05/2023	\$APINVCE	ELENA0523	Elena Svistounova	Healthy Life Style - Elena Svistounova	90.00
Cheque/EFT Number 236271					15.57
11/05/2023	\$APINVCE	05052023	Julie Fewster	Refund - parking card cancellation 9351	15.57
Cheque/EFT Number 236272					15.00
11/05/2023	\$APINVCE	05052023	Stephen Fewster	Refund - Deposit Parking 9287	15.00
Cheque/EFT Number 236273					294.51
11/05/2023	\$APINVCE	05052023	Express Interiors		294.51



Schedule of Accounts Paid - Municipal Fund
For the Period :01/05/2023-31/05/2023

Payment Date	Document Type	Invoice Number	Payee	Payment Details	Payment Amount
11/05/2023	\$APINVCE	2023/37	Express Interiors	Refund-Application 2023/37not proceeding	294.51
Cheque/EFT Number 236274					593.99
11/05/2023	\$APINVCE	2023/215	NCI CONSTRUCTION PTY LTD	BCITF Duplicate -233 Adelaide Tce, Perth	593.99
Cheque/EFT Number 236275					123.35
11/05/2023	\$APINVCE	05052023	Kootenay Pty Ltd	Incorrect application-26-26A Milligan St	123.35
Cheque/EFT Number 236276					1,000.00
11/05/2023	\$APINVCE	35163	JEFFREY CHUA	Refund bond -Town Hall - J CHUA	1,000.00
Cheque/EFT Number 236277					175.00
11/05/2023	\$APINVCE	05052023	JJ and Arandell	Refund- CCTV Footage which wasn't obtain	175.00
Cheque/EFT Number 236278					147.00
11/05/2023	\$APINVCE	2023/5117	JCM Construction	Refund Overpayment - U1/218 James St Nor	147.00
Cheque/EFT Number 236279					150.00
11/05/2023	\$APINVCE	050523	Roberto Colalillo	Healthy Life Style - R Colalillo	150.00
Cheque/EFT Number 236280					150.00
11/05/2023	\$APINVCE	CLARKE0523	T'Leaha Clarke	Healthy Life Style - T'Leaha Clarke	150.00
Cheque/EFT Number 236281					80.00
11/05/2023	\$APINVCE	CROKE0523	Michael Croke	Healthy Life Style - Michael Croke	80.00
Cheque/EFT Number 236282					150.00
11/05/2023	\$APINVCE	RYAN050523	Ryan Kirkbright	Healthy Life Style - Ryan Kirkbright	150.00
Cheque/EFT Number 236283					13,500.00
11/05/2023	\$APINVCE	2021/29	Duratec Australia Pty Ltd	Refund Bond-12-14 The Esplanade, PERTH	13,500.00
Cheque/EFT Number 236284					226.80
11/05/2023	\$APINVCE	2916283A	Ellen Ann & Terry Spiro	Refund Overpayment - Ellen Ann & Terry S	226.80
Cheque/EFT Number 236285					2,000.00
11/05/2023	\$APINVCE	2982651	CircusWA	Incorrect payment - Rec 2982651	2,000.00
Cheque/EFT Number 236286					15.00
11/05/2023	\$APINVCE	050523	Abhijeet Rahate	Refund deposit parking card 9022	15.00
Cheque/EFT Number 236287					50.00
11/05/2023	\$APINVCE	OB2023/311	Access Brick Paving Co	Extension fee not applicable to permit	50.00
Cheque/EFT Number 236288					129.99
11/05/2023	\$APINVCE	090523	Amanda Hugo	Healthy Lifestyle Reimbursement-A Hugo	129.99
Cheque/EFT Number 236289					2.70
11/05/2023	\$APINVCE	020523	ANNE D'SOUZA FLINT	CRAFT STALL TRANSACTIONS 17/1-19/4/23	2.70
Cheque/EFT Number 236290					150.00
11/05/2023	\$APINVCE	090523	Christina Poerwanto	HEALTHY LIFESTYLE CONT-C POERWANTO	150.00
Cheque/EFT Number 236291					110.00
11/05/2023	\$APINVCE	100523	JODY NEAT	OPTICAL CONTRIBUTION- J NEAT	110.00
Cheque/EFT Number 236292					149.95
11/05/2023	\$APINVCE	080523	KELLY CHEW	Healthy Lifestyle Reimbursement-K Chew	149.95
Cheque/EFT Number 236293					150.00
11/05/2023	\$APINVCE	090523	MICHAEL SMITH	HEALTHY LIFESTYLE CONT-M SMITH	150.00
Cheque/EFT Number 236294					99.00
11/05/2023	\$APINVCE	090523	C HEANEY	PUT SKIP BIN ON DOT LAND	99.00
Cheque/EFT Number 236295					156.00
11/05/2023	\$APINVCE	OB2023-431	S AYRE	APPLICATION REFUND-S AYRE	156.00
Cheque/EFT Number 236296					1,302.40
12/05/2023	\$APINVCE	2874127	SONIC HEALTHPLUS PTY LTD	Drug & Alcohol testing	427.90
12/05/2023	\$APINVCE	2867123	SONIC HEALTHPLUS PTY LTD	Drug & Alcohol testing	75.90
12/05/2023	\$APINVCE	2884632	SONIC HEALTHPLUS PTY LTD	Drug & Alcohol testing	427.90
12/05/2023	\$APINVCE	2874126	SONIC HEALTHPLUS PTY LTD	Recruitment PreEmployment Medical Servic	370.70
Cheque/EFT Number 236297					720.00
16/05/2023	\$APINVCE	INV-5090	Perth City Farm Inc	City Farm Venue Booking for Tree Month I	720.00
Cheque/EFT Number 236298					592.47
18/05/2023	\$APINVCE	9846002732	The University of Western Australia	UWA UNDERPASS CONTRIBUTION - 2022/23 FIN	592.47
Cheque/EFT Number 236299					2,618.00
18/05/2023	\$APINVCE	CEPL-5884	Capital Engineering Pty Ltd t/as Capital House Australasia	Capital Engineering Pty Ltd t/as Capital House Austr:Structural Engineer Report	2,618.00
Cheque/EFT Number 236300					517.83
18/05/2023	\$APINVCE	4520717306	REPCO	Ute Wiper Blades + Servicing Filters	89.10
18/05/2023	\$APINVCE	4520717267	REPCO	Ute Wiper Blades + Servicing Filters	428.73
Cheque/EFT Number 236301					7,700.00
18/05/2023	\$APINVCE	1053466296	CBRE (C) Pty Limited	Valuation Ground Lease - Point Fraser	7,700.00
Cheque/EFT Number 236302					111,797.72
18/05/2023	\$APCREDIT	8657	STILES ELECTRICAL SERVICES	Credit for median repairs	-4,649.21
18/05/2023	\$APINVCE	8710	STILES ELECTRICAL SERVICES	Royal St Stage 2 (Lord St to Bennett St)	18,147.35
18/05/2023	\$APINVCE	8655	STILES ELECTRICAL SERVICES	Contract 100697 - Infrastructure Lightin	41,853.89
18/05/2023	\$APINVCE	8570	STILES ELECTRICAL SERVICES	WALGA QUOTATION VP211279 – ELECTRICAL LI	56,445.69



Schedule of Accounts Paid - Municipal Fund
For the Period :01/05/2023-31/05/2023

Payment Date	Document Type	Invoice Number	Payee	Payment Details	Payment Amount
Cheque/EFT Number 236303					30,546.66
18/05/2023	\$APINVCE	R121105488	CITY TOYOTA	Purchase of five Toyota Corolla Hybrids	30,546.66
Cheque/EFT Number 236304					1,926.00
18/05/2023	\$APINVCE	215	RORIE SPARE	On Street and Car Park CCTV Cleaning 22/	1,926.00
Cheque/EFT Number 236305					687.50
18/05/2023	\$APINVCE	AU-553917	ILLION AUSTRALIA PTY LTD T/AS TENDERLINK.COM	Tenderlink Subscription 2022/23	687.50
Cheque/EFT Number 236306					78.67
18/05/2023	\$APINVCE	V495711	PARTOUT PTY LTD T/AS STATEWIDE BEARINGS	Rear Hub Seal for Hino Rubbish Truck	78.67
Cheque/EFT Number 236307					1,985.28
18/05/2023	\$APINVCE	17051	Resource Recovery Group	Organic tipping fees 22/23	1,985.28
Cheque/EFT Number 236308					6,202.08
18/05/2023	\$APINVCE	AUD271949	IRON MOUNTAIN AUSTRALIA GROUP PTY LTD	Secure Destruction Bins - 2022 2023 Fina	88.00
18/05/2023	\$APINVCE	AUD281788	IRON MOUNTAIN AUSTRALIA GROUP PTY LTD	Secure Destruction Bin Level 8 22/23	53.84
18/05/2023	\$APINVCE	109011132	IRON MOUNTAIN AUSTRALIA GROUP PTY LTD	Data Management Tapes Storage 6YQN 22 23	2.60
18/05/2023	\$APINVCE	AUD280196	IRON MOUNTAIN AUSTRALIA GROUP PTY LTD	Storage & Courier Costs 22 23	3,284.89
18/05/2023	\$APINVCE	AUD280169	IRON MOUNTAIN AUSTRALIA GROUP PTY LTD	Iron Mountain NDT Cold Storage of Rates	351.99
18/05/2023	\$APINVCE	AUD279979	IRON MOUNTAIN AUSTRALIA GROUP PTY LTD	Secure Destruction Bin Level 8 22/23	55.00
18/05/2023	\$APINVCE	AUD279367	IRON MOUNTAIN AUSTRALIA GROUP PTY LTD	GENERAL - STORAGE & RETRIEVAL - RR502540	1,942.57
18/05/2023	\$APINVCE	AUD280168	IRON MOUNTAIN AUSTRALIA GROUP PTY LTD	VAULT - STORAGE & RETRIEVAL - PT502670 -	396.09
18/05/2023	\$APINVCE	AUD272114	IRON MOUNTAIN AUSTRALIA GROUP PTY LTD	Secure document disposal bin	11.00
18/05/2023	\$APINVCE	AUD280195	IRON MOUNTAIN AUSTRALIA GROUP PTY LTD	Off site storage of History Centre archi	16.10
Cheque/EFT Number 236309					7,033.78
18/05/2023	\$APINVCE	164320.1	ADVANCED TRAFFIC MANAGEMENT	Traffic management plans and set ups in	1,163.67
18/05/2023	\$APINVCE	4.1	ADVANCED TRAFFIC MANAGEMENT	Traffic management plans and set ups in	494.38
18/05/2023	\$APINVCE	164704.1	ADVANCED TRAFFIC MANAGEMENT	Traffic management plans and set ups in	1,377.05
18/05/2023	\$APINVCE	00165030	ADVANCED TRAFFIC MANAGEMENT	Traffic management plans and set ups in	841.85
18/05/2023	\$APINVCE	00164923	ADVANCED TRAFFIC MANAGEMENT	TMP and TM for Hay St speed hump replace	1,838.84
18/05/2023	\$APINVCE	00165198	ADVANCED TRAFFIC MANAGEMENT	Traffic Management for William St (Hay t	1,317.99
Cheque/EFT Number 236310					1,737.45
18/05/2023	\$APINVCE	40164	MATRIX PRODUCTIONS	PA/AV Equipment & technician for Musos i	2,188.45
18/05/2023	\$APCREDIT	CR40123	MATRIX PRODUCTIONS	MATRIX PRODUCTI	-451.00
Cheque/EFT Number 236311					399.00
18/05/2023	\$APINVCE	46017161	NESPRESSO	Depot Nespresso Coffee Machine Repair	399.00
Cheque/EFT Number 236312					2,170.24
18/05/2023	\$APINVCE	A-184499	IAS Fine Art Logistics Pty Ltd	Long term storage for Cultural Collectio	2,170.24
Cheque/EFT Number 236313					3,168.00
18/05/2023	\$APINVCE	INV-4595	INTEGRAL DEVELOPMENT ASSOCIATES PTY LTD T/AS INTEGRAL DEVELO		3,168.00
Cheque/EFT Number 236314					94,876.07
18/05/2023	\$APINVCE	PSI001488	RUAH COMMUNITY SERVICES	Ruah Safe Night Space (Women's only)	94,876.07
Cheque/EFT Number 236315					1,796.30
18/05/2023	\$APINVCE	14892	PHENOMENON EVENT SERVICES PTY LTD	Styling items for Musos in the Mall even	1,796.30
Cheque/EFT Number 236316					32,870.02
18/05/2023	\$APINVCE	186108079	Higgins Coatings Pty Ltd	Murray Street Mall - Painting Services	25,979.05
18/05/2023	\$APINVCE	186108076	Higgins Coatings Pty Ltd	Unplanned Graffiti Removal & Painting Se	483.27
18/05/2023	\$APINVCE	186107330	Higgins Coatings Pty Ltd	Unplanned Graffiti Removal & Painting Se	217.56
18/05/2023	\$APINVCE	186108115	Higgins Coatings Pty Ltd	Unplanned Graffiti Removal & Painting Se	4,099.24
18/05/2023	\$APINVCE	186108073	Higgins Coatings Pty Ltd	Unplanned Graffiti Removal & Painting Se	308.07
18/05/2023	\$APINVCE	186108071	Higgins Coatings Pty Ltd	Unplanned Graffiti Removal & Painting Se	392.77
18/05/2023	\$APINVCE	186108072	Higgins Coatings Pty Ltd	Unplanned Graffiti Removal & Painting Se	259.91
18/05/2023	\$APINVCE	186108066	Higgins Coatings Pty Ltd	Unplanned Graffiti Removal & Painting Se	259.91
18/05/2023	\$APINVCE	186108075	Higgins Coatings Pty Ltd	Unplanned Graffiti Removal & Painting Se	259.91
18/05/2023	\$APINVCE	186108074	Higgins Coatings Pty Ltd	Unplanned Graffiti Removal & Painting Se	350.42
18/05/2023	\$APINVCE	186108068	Higgins Coatings Pty Ltd	Unplanned Graffiti Removal & Painting Se	259.91
Cheque/EFT Number 236317					4,909.66
18/05/2023	\$APINVCE	335356	WESTBOOKS	Supply of Fiction & Non-Fiction Books	461.66
18/05/2023	\$APINVCE	335132	WESTBOOKS	Supply of Fiction & Non-Fiction Books	970.89
18/05/2023	\$APINVCE	335481	WESTBOOKS	Supply of Fiction & Non-Fiction Books	2,774.76
18/05/2023	\$APINVCE	335358	WESTBOOKS	Supply of Fiction & Non-Fiction Books	472.58
18/05/2023	\$APINVCE	335357	WESTBOOKS	Supply of Fiction & Non-Fiction Books	229.77
Cheque/EFT Number 236318					21,262.08
18/05/2023	\$APINVCE	8060007770	TK Elevator Australia Pty Ltd	Pier Street car park Lift 3 light replac	3,095.40
18/05/2023	\$APINVCE	8067191871	TK Elevator Australia Pty Ltd	PLANNED LIFT AND ESCALATOR MAINTENANCE -	1,170.77
18/05/2023	\$APINVCE	8060008116	TK Elevator Australia Pty Ltd	Concert Hall - Lift Consultancy Items R	2,490.40
18/05/2023	\$APINVCE	8067191886	TK Elevator Australia Pty Ltd	PLANNED LIFT AND ESCALATOR MAINTENANCE -	915.32
18/05/2023	\$APINVCE	8067191836	TK Elevator Australia Pty Ltd	PLANNED LIFT AND ESCALATOR MAINTENANCE -	1,170.77
18/05/2023	\$APINVCE	8067191865	TK Elevator Australia Pty Ltd	PLANNED LIFT AND ESCALATOR MAINTENANCE -	2,542.77



Schedule of Accounts Paid - Municipal Fund
For the Period :01/05/2023-31/05/2023

Payment Date	Document Type	Invoice Number	Payee	Payment Details	Payment Amount
18/05/2023	\$APINVCE	8067191877	TK Elevator Australia Pty Ltd	PLANNED LIFT AND ESCALATOR MAINTENANCE -	1,221.08
18/05/2023	\$APINVCE	8067191879	TK Elevator Australia Pty Ltd	PLANNED LIFT AND ESCALATOR MAINTENANCE -	1,680.71
18/05/2023	\$APINVCE	8067191885	TK Elevator Australia Pty Ltd	PLANNED LIFT AND ESCALATOR MAINTENANCE -	1,756.17
18/05/2023	\$APINVCE	8067191883	TK Elevator Australia Pty Ltd	PLANNED LIFT AND ESCALATOR MAINTENANCE -	1,146.12
18/05/2023	\$APINVCE	8067191873	TK Elevator Australia Pty Ltd	PLANNED LIFT AND ESCALATOR MAINTENANCE -	1,831.62
18/05/2023	\$APINVCE	8067191867	TK Elevator Australia Pty Ltd	PLANNED LIFT AND ESCALATOR MAINTENANCE -	2,240.95
Cheque/EFT Number 236319 PHASE 3 LANDSCAPE CONSTRUCTION PTY LTD					12,611.36
18/05/2023	\$APINVCE	5661	PHASE 3 LANDSCAPE CONSTRUCTION PTY LTD	Point Fraser Playground Renewal - PHASE	12,611.36
Cheque/EFT Number 236320 ALINTA SALES PTY LTD					16,884.60
18/05/2023	\$APINVCE	70460830	ALINTA SALES PTY LTD	ST GEORGES TCE, PERTH WA	1,256.49
18/05/2023	\$APINVCE	70460475	ALINTA SALES PTY LTD	Unit A/2 PLAIN ST, EAST PERTH WA	2,577.88
18/05/2023	\$APINVCE	70460102	ALINTA SALES PTY LTD	Unit 3/129 JAMES ST, PERTH WA	1,028.53
18/05/2023	\$APINVCE	70460570	ALINTA SALES PTY LTD	Unit A/160 Hay ST, EAST PERTH W	961.40
18/05/2023	\$APINVCE	70461342	ALINTA SALES PTY LTD	Unit 1/110 WELLINGTON ST, EAST PERTH WA	1,126.38
18/05/2023	\$APINVCE	70460758	ALINTA SALES PTY LTD	PLAIN ST, EAST PERTH WA	724.96
18/05/2023	\$APINVCE	70460613	ALINTA SALES PTY LTD	Suite B1/HAY ST, PERTH WA	521.81
18/05/2023	\$APINVCE	70460611	ALINTA SALES PTY LTD	BARRACK ST, PERTH WA	1,128.32
18/05/2023	\$APINVCE	70460589	ALINTA SALES PTY LTD	83 ROYAL ST, EAST PERTH WA	2,723.94
18/05/2023	\$APINVCE	70460580	ALINTA SALES PTY LTD	NELSON CRES, EAST PERTH WA	659.89
18/05/2023	\$APINVCE	70460575	ALINTA SALES PTY LTD	HAY ST, PERTH WA	475.30
18/05/2023	\$APINVCE	70460572	ALINTA SALES PTY LTD	HENRY LAWSON WALK, EAST PERTH WA	601.61
18/05/2023	\$APINVCE	70460482	ALINTA SALES PTY LTD	NELSON CRES, EAST PERTH WA	1,165.53
18/05/2023	\$APINVCE	70460814	ALINTA SALES PTY LTD	JAMES ST, NORTHBRIDGE WA	787.28
18/05/2023	\$APINVCE	70460807	ALINTA SALES PTY LTD	Suite B2/683 HAY ST, PERTH WA	526.07
18/05/2023	\$APINVCE	70460818	ALINTA SALES PTY LTD	Unit 1/IVERSIDE DR, PERTH WA	361.05
18/05/2023	\$APINVCE	70462439	ALINTA SALES PTY LTD	PARKWAY, NEDLANDS WA	285.16
Cheque/EFT Number 236321 TTF Safety & Rescue Unit Trust t/a Safety & Rescue Equipment					2,640.00
18/05/2023	\$APINVCE	1096	TTF Safety & Rescue Unit Trust t/a Safety & Rescue E Anchor Point Testing and Rectification W		660.00
18/05/2023	\$APINVCE	1097	TTF Safety & Rescue Unit Trust t/a Safety & Rescue E Anchor Point Testing and Rectification W		660.00
18/05/2023	\$APINVCE	1094	TTF Safety & Rescue Unit Trust t/a Safety & Rescue E Anchor Point Testing and Rectification W		660.00
18/05/2023	\$APINVCE	1095	TTF Safety & Rescue Unit Trust t/a Safety & Rescue E Anchor Point Testing and Rectification W		660.00
Cheque/EFT Number 236322 FOXTEL SUBSCRIBER PAYMENTS					155.00
18/05/2023	\$APINVCE	438896024	FOXTEL SUBSCRIBER PAYMENTS	Foxtel for Northbridge Piazza Super scre	155.00
Cheque/EFT Number 236323 MENCHETTI CONSOLIDATED PTY LTD T/AS MG GROUP WA					64,330.81
18/05/2023	\$APINVCE	00002270	MENCHETTI CONSOLIDATED PTY LTD T/AS MG GROU	Stirling Garden Tree Root Bridges and As	64,330.81
Cheque/EFT Number 236324 The Trustee for the Northstar Asset Trust t/as Artistralia					715.00
18/05/2023	\$APINVCE	00012310	The Trustee for the Northstar Asset Trust t/as Artistr 1 X DISTRIBUTION FEE for THE LORAX. Scre		715.00
Cheque/EFT Number 236325 ENVIROPATH PTY LTD T/ AS SPOT'S ALL SURFACE CLEANING					40,217.65
18/05/2023	\$APINVCE	3495	ENVIROPATH PTY LTD T/ AS SPOT'S ALL SURFACE CLE	Degreasing Works for 2 Carparks The Gar	1,595.00
18/05/2023	\$APINVCE	3502	ENVIROPATH PTY LTD T/ AS SPOT'S ALL SURFACE CLE	Citiplace CP - Cleaning of block walls	4,928.00
18/05/2023	\$APINVCE	3501	ENVIROPATH PTY LTD T/ AS SPOT'S ALL SURFACE CLE	High Pressure Cleaning to Shared Paths	33,694.65
Cheque/EFT Number 236326 Bridge42 Pty Ltd					7,843.00
18/05/2023	\$APINVCE	20-136-PM:31	Bridge42 Pty Ltd	Roe St Enhancement Continued with Projec	7,843.00
Cheque/EFT Number 236327 ATOM SUPPLY					794.24
18/05/2023	\$APINVCE	P3497712	ATOM SUPPLY	Marking out paint White & Blue	794.24
Cheque/EFT Number 236328 The trustee for Taborda Trading Trust Taborda Contracting					12,746.68
18/05/2023	\$APINVCE	INV-16114	The trustee for Taborda Trading Trust Taborda Contr	Taborda Contracting to provide traffic m	12,746.68
Cheque/EFT Number 236329 CANON PRODUCTION PRINTING AUSTRALIA PTY LTD T/AS OCE-AUSTRALIA					157.22
18/05/2023	\$APINVCE	INV-56732	CANON PRODUCTION PRINTING AUSTRALIA PTY LTD	DAU - Maintenance Standalone Scanner TC	157.22
Cheque/EFT Number 236330 ACCESS BRICKPAVING CO					84,570.38
18/05/2023	\$APINVCE	300431	ACCESS BRICKPAVING CO	Replacement tree planting 22/23, Multipl	7,594.40
18/05/2023	\$APINVCE	300434	ACCESS BRICKPAVING CO	Replacement tree planting 22/23, Multipl	1,268.30
18/05/2023	\$APINVCE	300433	ACCESS BRICKPAVING CO	Footpath Maintenance Various Locations	45,997.25
18/05/2023	\$APINVCE	300428	ACCESS BRICKPAVING CO	Service locating services for Tree Month	3,778.50
18/05/2023	\$APINVCE	210425	ACCESS BRICKPAVING CO	Access Paving	25,931.93
Cheque/EFT Number 236331 Sunny Industrial Brushware					385.00
18/05/2023	\$APINVCE	00026728	Sunny Industrial Brushware	Annual Sweeper Brush Blanket Order for 3	385.00
Cheque/EFT Number 236332 DEPARTMENT OF TRANSPORT					10,890.40
18/05/2023	\$APINVCE	8043465	DEPARTMENT OF TRANSPORT	Vehicle Registration Owner Details 22/23	10,890.40
Cheque/EFT Number 236333 SOUTH EAST REGIONAL CENTRE FOR URBAN LANDCARE INC					440.00
18/05/2023	\$APINVCE	00005165	SOUTH EAST REGIONAL CENTRE FOR URBAN LANDC/SERCUL	- weed control - JH Abrahams.	440.00
Cheque/EFT Number 236334 SONIC HEALTHPLUS PTY LTD					3,348.40
18/05/2023	\$APINVCE	2916705	SONIC HEALTHPLUS PTY LTD	Drug & Alcohol testing	370.70
18/05/2023	\$APINVCE	2914111	SONIC HEALTHPLUS PTY LTD	Drug & Alcohol testing	370.70
18/05/2023	\$APINVCE	2915419	SONIC HEALTHPLUS PTY LTD	Drug & Alcohol Testing to staff incl on	2,607.00
Cheque/EFT Number 236335 Drainflow Services Pty Ltd					175,015.83



Schedule of Accounts Paid - Municipal Fund
For the Period :01/05/2023-31/05/2023

Payment Date	Document Type	Invoice Number	Payee	Payment Details	Payment Amount
18/05/2023	\$APINVCE	00013290	Drainflow Services Pty Ltd	Clean and CCTV of Victoria Ave and Ozone	3,956.81
18/05/2023	\$APINVCE	00012542	Drainflow Services Pty Ltd	Adelaide Terrace Subsoil Drain	171,059.02
Cheque/EFT Number 236336 Forch Australia Pty Ltd					216.06
18/05/2023	\$APINVCE	1-00045111	Forch Australia Pty Ltd	Workshop MISC Hardware Consumables	216.06
Cheque/EFT Number 236337 ALFRED BOCK T/AS AGB CONSULTING					1,718.75
18/05/2023	\$APINVCE	343	ALFRED BOCK T/AS AGB CONSULTING	Ombudsman for parking infringements	1,718.75
Cheque/EFT Number 236338 ALANA HALL					3,639.35
18/05/2023	\$APINVCE	71A	ALANA HALL	Providing Podiatry visits for Community	3,639.35
Cheque/EFT Number 236339 D. B CUNNINGHAM PTY LTD T/AS ADVANTEERING CIVIL ENGINEERS					14,827.68
18/05/2023	\$APINVCE	2420	D. B CUNNINGHAM PTY LTD T/AS ADVANTEERING CIVIL ENGINEERS	Winthrop Avenue Shared Path Project - De	14,827.68
Cheque/EFT Number 236340 DAIMLER TRUCKS PERTH					487.26
18/05/2023	\$APINVCE	XA980030191:01	DAIMLER TRUCKS PERTH	Service Filters for Large Mercedes Rubbi	487.26
Cheque/EFT Number 236341 CBD COLLEGE P/L					198.00
18/05/2023	\$APINVCE	INV-35138	CBD COLLEGE P/L	CPR Refresher Training - David Braimbrid	69.00
18/05/2023	\$APINVCE	INV-35139	CBD COLLEGE P/L	First Aid Training - Kyle Gavin 22nd May	129.00
Cheque/EFT Number 236342 Sydel Nominees t/as Imagesource Digital Solution					10,047.40
18/05/2023	\$APINVCE	467032	Sydel Nominees t/as Imagesource Digital Solution	IMAGESOURCE quote for signage for the Bo	8,435.90
18/05/2023	\$APINVCE	467573	Sydel Nominees t/as Imagesource Digital Solution	City of Light Printed Acquittals - Lotte	319.00
18/05/2023	\$APINVCE	467441	Sydel Nominees t/as Imagesource Digital Solution	Event parking ticket booklets	1,292.50
Cheque/EFT Number 236343 MESSAGENET PTY LTD					646.10
18/05/2023	\$APINVCE	INV03132461	MESSAGENET PTY LTD	Order for City of Perth SMS Service for	646.10
Cheque/EFT Number 236344 WINDCAVE PTY LTD T/AS PAYMENT EXPRESS AUSTRALIA PTY LTD					110.61
18/05/2023	\$APINVCE	2204745	WINDCAVE PTY LTD T/AS PAYMENT EXPRESS AUSTRALIA PTY LTD	Monthly Service Fee and credit card proc	110.61
Cheque/EFT Number 236345 GJK FACILITY SERVICES					1,527.53
18/05/2023	\$APINVCE	3029066	GJK FACILITY SERVICES	VARIOUS SITES - UNPLANNED MAINTENANCE -	117.63
18/05/2023	\$APINVCE	3029064	GJK FACILITY SERVICES	VARIOUS SITES - UNPLANNED MAINTENANCE -	117.63
18/05/2023	\$APINVCE	3029070	GJK FACILITY SERVICES	VARIOUS SITES - UNPLANNED MAINTENANCE -	229.94
18/05/2023	\$APINVCE	3029071	GJK FACILITY SERVICES	VARIOUS SITES - UNPLANNED MAINTENANCE -	229.94
18/05/2023	\$APINVCE	3028654	GJK FACILITY SERVICES	VARIOUS SITES - UNPLANNED MAINTENANCE -	229.94
18/05/2023	\$APINVCE	3028652	GJK FACILITY SERVICES	VARIOUS SITES - UNPLANNED MAINTENANCE -	254.88
18/05/2023	\$APINVCE	3028651	GJK FACILITY SERVICES	VARIOUS SITES - UNPLANNED MAINTENANCE -	229.94
18/05/2023	\$APINVCE	3025851	GJK FACILITY SERVICES	Relief cleaning at Community Centre.	117.63
Cheque/EFT Number 236346 SURUN SERVICES PTY LTD					39,137.34
18/05/2023	\$APINVCE	INV-11069-S8F755	SURUN SERVICES PTY LTD	2022/23 electrical maintenance requireme	1,705.00
18/05/2023	\$APINVCE	INV-11185-V9K2Q7	SURUN SERVICES PTY LTD	2022/23 electrical maintenance requireme	1,016.16
18/05/2023	\$APINVCE	INV-11167-FOH5Z3	SURUN SERVICES PTY LTD	2022/23 electrical maintenance requireme	3,475.57
18/05/2023	\$APINVCE	INV-11160-T7M0K6	SURUN SERVICES PTY LTD	2022/23 electrical maintenance requireme	1,512.23
18/05/2023	\$APINVCE	INV-11162-R7C9Y2	SURUN SERVICES PTY LTD	2022/23 electrical maintenance requireme	1,007.36
18/05/2023	\$APINVCE	INV-11170-J9C3Z0	SURUN SERVICES PTY LTD	2022/23 electrical maintenance requireme	6,909.93
18/05/2023	\$APINVCE	INV-11159-S5D0K5	SURUN SERVICES PTY LTD	2022/23 electrical maintenance requireme	1,014.70
18/05/2023	\$APINVCE	INV-11251-V7K8K5	SURUN SERVICES PTY LTD	2022/23 electrical maintenance requireme	357.28
18/05/2023	\$APINVCE	INV-11232-GOL7P0	SURUN SERVICES PTY LTD	2022/23 electrical maintenance requireme	454.85
18/05/2023	\$APINVCE	INV-11254-Z1S4F5	SURUN SERVICES PTY LTD	2022/23 electrical maintenance requireme	428.32
18/05/2023	\$APINVCE	INV-11240-F7S1B8	SURUN SERVICES PTY LTD	2022/23 electrical maintenance requireme	464.04
18/05/2023	\$APINVCE	INV-11237-M5Y9C8	SURUN SERVICES PTY LTD	2022/23 electrical maintenance requireme	154.00
18/05/2023	\$APINVCE	INV-11245-PSV2G2	SURUN SERVICES PTY LTD	2022/23 electrical maintenance requireme	203.94
18/05/2023	\$APINVCE	INV-11243-X8Z3K7	SURUN SERVICES PTY LTD	2022/23 electrical maintenance requireme	792.44
18/05/2023	\$APINVCE	INV-11247-H4P2C1	SURUN SERVICES PTY LTD	2022/23 electrical maintenance requireme	781.72
18/05/2023	\$APINVCE	INV-11180-P6D3X4	SURUN SERVICES PTY LTD	2022/23 electrical maintenance requireme	386.10
18/05/2023	\$APINVCE	INV-11174-Z7N1Q0	SURUN SERVICES PTY LTD	2022/23 electrical maintenance requireme	295.28
18/05/2023	\$APINVCE	INV-11143-C9L7L9	SURUN SERVICES PTY LTD	2022/23 electrical maintenance requireme	1,705.00
18/05/2023	\$APINVCE	INV-11207-Q7C7X4	SURUN SERVICES PTY LTD	2022/23 electrical maintenance requireme	201.52
18/05/2023	\$APINVCE	INV-11215-C0Q6T2	SURUN SERVICES PTY LTD	2022/23 electrical maintenance requireme	512.68
18/05/2023	\$APINVCE	INV-11226-Z8S3D8	SURUN SERVICES PTY LTD	2022/23 electrical maintenance requireme	521.51
18/05/2023	\$APINVCE	INV-11216-F1C2J5	SURUN SERVICES PTY LTD	2022/23 electrical maintenance requireme	610.50
18/05/2023	\$APINVCE	INV-11217-P6Q2W3	SURUN SERVICES PTY LTD	2022/23 electrical maintenance requireme	214.50
18/05/2023	\$APINVCE	INV-11227-F9C6P8	SURUN SERVICES PTY LTD	2022/23 electrical maintenance requireme	682.80
18/05/2023	\$APINVCE	INV-11229-P6J0L8	SURUN SERVICES PTY LTD	2022/23 electrical maintenance requireme	440.33
18/05/2023	\$APINVCE	INV-11219-B1W8V8	SURUN SERVICES PTY LTD	2022/23 electrical maintenance requireme	211.35
18/05/2023	\$APINVCE	INV-11210-V9Y2D5	SURUN SERVICES PTY LTD	2022/23 electrical maintenance requireme	300.30
18/05/2023	\$APINVCE	INV-11222-H2S5L8	SURUN SERVICES PTY LTD	2022/23 electrical maintenance requireme	193.05
18/05/2023	\$APINVCE	INV-11204-P2F4J7	SURUN SERVICES PTY LTD	2022/23 electrical maintenance requireme	164.78
18/05/2023	\$APINVCE	INV-11192-Y2P8J2	SURUN SERVICES PTY LTD	2022/23 electrical maintenance requireme	557.59
18/05/2023	\$APINVCE	INV-11181-T2G6B4	SURUN SERVICES PTY LTD	2022/23 electrical maintenance requireme	289.58
18/05/2023	\$APINVCE	INV-11183-M8K8X8	SURUN SERVICES PTY LTD	2022/23 electrical maintenance requireme	164.78
18/05/2023	\$APINVCE	INV-11187-Q8L9Y4	SURUN SERVICES PTY LTD	2022/23 electrical maintenance requireme	355.74



Schedule of Accounts Paid - Municipal Fund
For the Period :01/05/2023-31/05/2023

Payment Date	Document Type	Invoice Number	Payee	Payment Details	Payment Amount
18/05/2023	\$APINVCE	INV-11179-W7D0J9	SURUN SERVICES PTY LTD	2022/23 electrical maintenance requireme	171.27
18/05/2023	\$APINVCE	INV-11203-M0V7D2	SURUN SERVICES PTY LTD	2022/23 electrical maintenance requireme	482.63
18/05/2023	\$APINVCE	INV-11188-X3P6H3	SURUN SERVICES PTY LTD	2022/23 electrical maintenance requireme	145.53
18/05/2023	\$APINVCE	INV-11184-L7H853	SURUN SERVICES PTY LTD	2022/23 electrical maintenance requireme	164.78
18/05/2023	\$APINVCE	INV-11153-T9M1Y9	SURUN SERVICES PTY LTD	2022/23 electrical maintenance requireme	679.00
18/05/2023	\$APINVCE	INV-11191-T2M2R4	SURUN SERVICES PTY LTD	2022/23 electrical maintenance requireme	289.58
18/05/2023	\$APINVCE	INV-11186-F9T7V6	SURUN SERVICES PTY LTD	2022/23 electrical maintenance requireme	183.76
18/05/2023	\$APINVCE	INV-11189-R9J9Q4	SURUN SERVICES PTY LTD	2022/23 electrical maintenance requireme	965.25
18/05/2023	\$APINVCE	INV-11182-LOB2X5	SURUN SERVICES PTY LTD	2022/23 electrical maintenance requireme	201.52
18/05/2023	\$APINVCE	INV-11175-V8P3Y7	SURUN SERVICES PTY LTD	2022/23 electrical maintenance requireme	362.23
18/05/2023	\$APINVCE	INV-11172-S9J1K8	SURUN SERVICES PTY LTD	2022/23 electrical maintenance requireme	201.52
18/05/2023	\$APINVCE	INV-11176-N7K0S4	SURUN SERVICES PTY LTD	2022/23 electrical maintenance requireme	803.73
18/05/2023	\$APINVCE	INV-11173-V8R7Q3	SURUN SERVICES PTY LTD	2022/23 electrical maintenance requireme	313.57
18/05/2023	\$APINVCE	INV-11166-G9K3C1	SURUN SERVICES PTY LTD	2022/23 electrical maintenance requireme	193.05
18/05/2023	\$APINVCE	INV-11168-H8C1K0	SURUN SERVICES PTY LTD	2022/23 electrical maintenance requireme	300.30
18/05/2023	\$APINVCE	INV-11163-R8C1Z9	SURUN SERVICES PTY LTD	2022/23 electrical maintenance requireme	435.11
18/05/2023	\$APINVCE	INV-11157-H0T8B5	SURUN SERVICES PTY LTD	2022/23 electrical maintenance requireme	300.47
18/05/2023	\$APINVCE	INV-11218-G5S9G2	SURUN SERVICES PTY LTD	2022/23 electrical maintenance requireme	156.97
18/05/2023	\$APINVCE	INV-11208-Q4K0N8	SURUN SERVICES PTY LTD	2022/23 electrical maintenance requireme	259.99
18/05/2023	\$APINVCE	INV-11223-D5K2V5	SURUN SERVICES PTY LTD	2022/23 electrical maintenance requireme	207.35
18/05/2023	\$APINVCE	INV-11213-V2Z2D7	SURUN SERVICES PTY LTD	2022/23 electrical maintenance requireme	201.52
18/05/2023	\$APINVCE	INV-11211-X5Z7S7	SURUN SERVICES PTY LTD	2022/23 electrical maintenance requireme	193.05
18/05/2023	\$APINVCE	INV-11212-K5B6W1	SURUN SERVICES PTY LTD	2022/23 electrical maintenance requireme	311.19
18/05/2023	\$APINVCE	INV-11206-D2L4Y3	SURUN SERVICES PTY LTD	2022/23 electrical maintenance requireme	112.15
18/05/2023	\$APINVCE	INV-11225-L8D7K6	SURUN SERVICES PTY LTD	2022/23 electrical maintenance requireme	384.67
18/05/2023	\$APINVCE	INV-11221-F6J2K6	SURUN SERVICES PTY LTD	2022/23 electrical maintenance requireme	171.27
18/05/2023	\$APINVCE	INV-11214-POW5G6	SURUN SERVICES PTY LTD	2022/23 electrical maintenance requireme	471.90
18/05/2023	\$APINVCE	INV-11169-Z9P6D3	SURUN SERVICES PTY LTD	2022/23 electrical maintenance requireme	861.63
18/05/2023	\$APINVCE	INV-11165-N4H6V4	SURUN SERVICES PTY LTD	2022/23 electrical maintenance requireme	289.58
18/05/2023	\$APINVCE	INV-11154-Z4Z8L4	SURUN SERVICES PTY LTD	2022/23 electrical maintenance requireme	311.91
18/05/2023	\$APINVCE	INV-11156-K0D2H0	SURUN SERVICES PTY LTD	2022/23 electrical maintenance requireme	925.93
Cheque/EFT Number 236347 JAPANESE TRUCK & BUS SPARES PTY LTD					1,956.00
18/05/2023	\$APINVCE	486368	JAPANESE TRUCK & BUS SPARES PTY LTD	May Servicing Filters for Large Fleet As	1,956.00
Cheque/EFT Number 236348 LIGHTSPEED COMMUNICATIONS AUSTRALIA PTY LTD t/as LIGHTSPEED					97,907.27
18/05/2023	\$APINVCE	88547	LIGHTSPEED COMMUNICATIONS AUSTRALIA PTY LTD	Q25322 - CCTV Poles Replacement Program	91,844.70
18/05/2023	\$APINVCE	88546	LIGHTSPEED COMMUNICATIONS AUSTRALIA PTY LTD	Q25328 Consolidate camera switches to si	6,062.57
Cheque/EFT Number 236349 LINFOX ARMAGUARD PTY LTD T/AS ARMAGUARD					458.56
18/05/2023	\$APINVCE	06723841	LINFOX ARMAGUARD PTY LTD	T/AS ARMAGUARD Deliver to level 6	458.56
Cheque/EFT Number 236350 Varnish on King Pty Ltd					5,500.00
18/05/2023	\$APINVCE	INV-2157	Varnish on King Pty Ltd	Small Business Bounce Back 21/22 Varnish	5,500.00
Cheque/EFT Number 236351 ARUP					35,024.00
18/05/2023	\$APINVCE	39-230135	ARUP	Roe St Enhancement Project - Detailed De	19,624.00
18/05/2023	\$APINVCE	39-222228	ARUP	Roe St Enhancement Project - Detailed De	15,400.00
Cheque/EFT Number 236352 DATALINE VISUAL LINK PTY LTD					148,575.88
18/05/2023	\$APINVCE	56144	DATALINE VISUAL LINK PTY LTD	VARIOUS SITES - UNPLANNED CCTV MAINTENAN	1,571.26
18/05/2023	\$APINVCE	56317	DATALINE VISUAL LINK PTY LTD	CPP Replacement Project 2023 CM048023/	133,832.40
18/05/2023	\$APINVCE	56295	DATALINE VISUAL LINK PTY LTD	Camera 911 Replacement DVL Quote no. 11	3,398.63
18/05/2023	\$APINVCE	56296	DATALINE VISUAL LINK PTY LTD	Node 2 Camera Media Converter Upgrades	3,503.61
18/05/2023	\$APINVCE	56280	DATALINE VISUAL LINK PTY LTD	Regal Place Car Park Additional Fobs. C	532.79
18/05/2023	\$APINVCE	56299	DATALINE VISUAL LINK PTY LTD	VARIOUS SITES - UNPLANNED CCTV MAINTENAN	248.09
18/05/2023	\$APINVCE	56297	DATALINE VISUAL LINK PTY LTD	CCTV Maintenance 22/23 FY	1,736.66
18/05/2023	\$APINVCE	56288	DATALINE VISUAL LINK PTY LTD	CCTV Maintenance 22/23 FY	496.19
18/05/2023	\$APINVCE	56285	DATALINE VISUAL LINK PTY LTD	CCTV Maintenance 22/23 FY	279.10
18/05/2023	\$APINVCE	56287	DATALINE VISUAL LINK PTY LTD	CCTV Maintenance 22/23 FY	930.36
18/05/2023	\$APINVCE	56281	DATALINE VISUAL LINK PTY LTD	CCTV Maintenance 22/23 FY	496.19
18/05/2023	\$APINVCE	56282	DATALINE VISUAL LINK PTY LTD	CCTV Maintenance 22/23 FY	434.17
18/05/2023	\$APINVCE	56298	DATALINE VISUAL LINK PTY LTD	CCTV Maintenance 22/23 FY	124.05
18/05/2023	\$APINVCE	56300	DATALINE VISUAL LINK PTY LTD	CCTV Maintenance 22/23 FY	992.38
Cheque/EFT Number 236353 McLEODS BARRISTERS AND SOLICITORS					9,350.00
18/05/2023	\$APINVCE	129587	McLEODS BARRISTERS AND SOLICITORS	Corporate Governance Legal Advice	9,350.00
Cheque/EFT Number 236354 MASTEC AUSTRALIA PTY LTD					16,054.50
18/05/2023	\$APINVCE	INV10030	MASTEC AUSTRALIA PTY LTD	Depot Store Stock - 60 x 660L Bins	16,054.50
Cheque/EFT Number 236355 The Trustee for The Meat and Whiskey Trust t/as Sneaky Tonys					7,141.20
18/05/2023	\$APINVCE	INV-0995	The Trustee for The Meat and Whiskey Trust t/as Sneaker Spaces Grant 2021/22 Sneaky Tony's		7,141.20
Cheque/EFT Number 236356 ELECTRICITY GENERATION AND RETAIL CORPORATION					58,266.11
18/05/2023	\$APINVCE	2009827463	ELECTRICITY GENERATION AND RETAIL CORPORATIO	8 Aberdeen St, Perth WA 6000	767.10



Schedule of Accounts Paid - Municipal Fund
For the Period :01/05/2023-31/05/2023

Payment Date	Document Type	Invoice Number	Payee	Payment Details	Payment Amount
18/05/2023	\$APINVCE	2097763328	ELECTRICITY GENERATION AND RETAIL CORPORATIO	Lot 10020 Hackett Dr, Crawley WA 6009	318.64
18/05/2023	\$APINVCE	1001074957	ELECTRICITY GENERATION AND RETAIL CORPORATIO	102 Railway St, West Perth WA 6005	1,291.79
18/05/2023	\$APINVCE	2077798376	ELECTRICITY GENERATION AND RETAIL CORPORATIO	U A 1 Wingfield Ave, Crawley WA 6009	396.04
18/05/2023	\$APINVCE	2013826790	ELECTRICITY GENERATION AND RETAIL CORPORATIO	Lot 9003 U 1 Royal St, East Perth WA 600	206.58
18/05/2023	\$APINVCE	2097763329	ELECTRICITY GENERATION AND RETAIL CORPORATIO	Lot 0 Cooper St, Nedlands WA 6009	137.20
18/05/2023	\$APINVCE	2005827967	ELECTRICITY GENERATION AND RETAIL CORPORATIO	Lot 28 Murray St, Perth WA 6000	1,074.63
18/05/2023	\$APINVCE	2053802643	ELECTRICITY GENERATION AND RETAIL CORPORATIO	Street Lighting	16,202.55
18/05/2023	\$APINVCE	2021824530	ELECTRICITY GENERATION AND RETAIL CORPORATIO	Street Lighting	37,871.58
Cheque/EFT Number 236357 THE PERTH CENTRE FOR PHOTOGRAPHY INC					5,500.00
18/05/2023	\$APINVCE	INV-0351	THE PERTH CENTRE FOR PHOTOGRAPHY INC	Local Activation Grant 2022/23 THE PERTH	5,500.00
Cheque/EFT Number 236358 E.P. DRAFFIN MANUFACTURING PTY LTD					4,268.00
18/05/2023	\$APINVCE	26459	E.P. DRAFFIN MANUFACTURING PTY LTD	Maintenance-Street Furniture	4,268.00
Cheque/EFT Number 236359 Herbert Smith Freehills					24,388.00
18/05/2023	\$APINVCE	51033755	Herbert Smith Freehills	FOI Advice - To be used for complex FOIs	7,338.00
18/05/2023	\$APINVCE	51034372	Herbert Smith Freehills	FOI Advice - To be used for complex FOIs	11,000.00
18/05/2023	\$APINVCE	51033764	Herbert Smith Freehills	Legal case 21-020-CORREC-G	3,850.00
18/05/2023	\$APINVCE	51033766	Herbert Smith Freehills	FOI Advice - To be used for complex FOIs	2,200.00
Cheque/EFT Number 236360 AUSTRALIAN HVAC SERVICES					429.00
18/05/2023	\$APINVCE	71307	AUSTRALIAN HVAC SERVICES	Town Hall - Chiller Fault Inspection Fo	429.00
Cheque/EFT Number 236361 KAYE BRAMLEY-SOMETIMES 3					150.00
18/05/2023	\$APINVCE	18	KAYE BRAMLEY-SOMETIMES 3	Tuesday Morning Show K Bramley 18 Api 23	150.00
Cheque/EFT Number 236362 DE VINE CELLARS					526.50
18/05/2023	\$APINVCE	459093-2	DE VINE CELLARS	COP Catering Liquor Supplies	526.50
Cheque/EFT Number 236363 WEST COAST SPRING WATER PTY LTD T/AS AUSSIE NATURAL SPRING W					836.00
18/05/2023	\$APINVCE	2640056	WEST COAST SPRING WATER PTY LTD T/AS AUSSIE N	COUNCIL HOUSE & CAR PARKS - SUPPLY & MAI	44.00
18/05/2023	\$APINVCE	2640057	WEST COAST SPRING WATER PTY LTD T/AS AUSSIE N	COUNCIL HOUSE & CAR PARKS - SUPPLY & MAI	44.00
18/05/2023	\$APINVCE	2640055	WEST COAST SPRING WATER PTY LTD T/AS AUSSIE N	COUNCIL HOUSE & CAR PARKS - SUPPLY & MAI	88.00
18/05/2023	\$APINVCE	2640053	WEST COAST SPRING WATER PTY LTD T/AS AUSSIE N	COUNCIL HOUSE & CAR PARKS - SUPPLY & MAI	88.00
18/05/2023	\$APINVCE	2669064	WEST COAST SPRING WATER PTY LTD T/AS AUSSIE N	COUNCIL HOUSE & CAR PARKS - SUPPLY & MAI	44.00
18/05/2023	\$APINVCE	2669062	WEST COAST SPRING WATER PTY LTD T/AS AUSSIE N	COUNCIL HOUSE & CAR PARKS - SUPPLY & MAI	88.00
18/05/2023	\$APINVCE	2669061	WEST COAST SPRING WATER PTY LTD T/AS AUSSIE N	COUNCIL HOUSE & CAR PARKS - SUPPLY & MAI	88.00
18/05/2023	\$APINVCE	2669060	WEST COAST SPRING WATER PTY LTD T/AS AUSSIE N	COUNCIL HOUSE & CAR PARKS - SUPPLY & MAI	88.00
18/05/2023	\$APINVCE	2668991	WEST COAST SPRING WATER PTY LTD T/AS AUSSIE N	COUNCIL HOUSE & CAR PARKS - SUPPLY & MAI	44.00
18/05/2023	\$APINVCE	2668990	WEST COAST SPRING WATER PTY LTD T/AS AUSSIE N	COUNCIL HOUSE & CAR PARKS - SUPPLY & MAI	44.00
18/05/2023	\$APINVCE	2668989	WEST COAST SPRING WATER PTY LTD T/AS AUSSIE N	COUNCIL HOUSE & CAR PARKS - SUPPLY & MAI	44.00
18/05/2023	\$APINVCE	2668988	WEST COAST SPRING WATER PTY LTD T/AS AUSSIE N	COUNCIL HOUSE & CAR PARKS - SUPPLY & MAI	44.00
18/05/2023	\$APINVCE	2668987	WEST COAST SPRING WATER PTY LTD T/AS AUSSIE N	COUNCIL HOUSE & CAR PARKS - SUPPLY & MAI	44.00
18/05/2023	\$APINVCE	2668986	WEST COAST SPRING WATER PTY LTD T/AS AUSSIE N	COUNCIL HOUSE & CAR PARKS - SUPPLY & MAI	44.00
Cheque/EFT Number 236364 Fairfax Media Publications Pty Limited					1,100.00
18/05/2023	\$APINVCE	4INV-0014042	Fairfax Media Publications Pty Limited	Subscription for Online Resources for SA	1,100.00
Cheque/EFT Number 236365 Matthew Vaslav Jelonek					577.50
18/05/2023	\$APINVCE	COP25	Matthew Vaslav Jelonek	Boorloo Family Fun Day photos	385.00
18/05/2023	\$APINVCE	COP26	Matthew Vaslav Jelonek	Nicks Lane artwork photography	192.50
Cheque/EFT Number 236366 AUSTRALIA POST(604917)					19.25
18/05/2023	\$APINVCE	1012392609	AUSTRALIA POST(604917)	Postage charges April 2023	19.25
Cheque/EFT Number 236367 AUSTRALIA POST(677495)					3,557.99
18/05/2023	\$APINVCE	1012393715	AUSTRALIA POST(677495)	Postage charges April 2023	3,557.99
Cheque/EFT Number 236368 Quantum Building Services					19,655.35
18/05/2023	\$APINVCE	00005584	Quantum Building Services	VARIOUS SITES - UNPLANNED MAINTENANCE -	5,688.10
18/05/2023	\$APINVCE	00005500	Quantum Building Services	VARIOUS SITES - UNPLANNED MAINTENANCE -	13,967.25
Cheque/EFT Number 236369 Woolworths Group Limited					83.90
18/05/2023	\$APINVCE	TI-01E8D-FBEC1	Woolworths Group Limited	Concierge Water & Amenities	104.80
18/05/2023	\$APCREDIT	T1-01E8D-E	Woolworths Group Limited	Woolworths Grou	-20.90
Cheque/EFT Number 236370 GEOFFREY BAIN T/AS JUNK REMOVAL					150.00
18/05/2023	\$APINVCE	INV11441	GEOFFREY BAIN T/AS JUNK REMOVAL	CONCOURSE BIN ROOM - PLANNED MAINTENANCE	150.00
Cheque/EFT Number 236371 BROWNES FOODS OPERATIONS PTY LTD					102.40
18/05/2023	\$APINVCE	17128665	BROWNES FOODS OPERATIONS PTY LTD	Depot Weekly Milk Delivery 1 July 2022 -	102.40
Cheque/EFT Number 236372 AUSTRALIAN LIBRARY & INFORMATION ASSOC					1,245.00
18/05/2023	\$APINVCE	2503812024	AUSTRALIAN LIBRARY & INFORMATION ASSOC	Membership Fee for ALIA, Institutional -	1,245.00
Cheque/EFT Number 236373 ICONIC PROPERTY SERVICES					1,176.67
18/05/2023	\$APINVCE	PSI027521	ICONIC PROPERTY SERVICES	Relief cover for Linus Sunday evening cl	615.67
18/05/2023	\$APINVCE	PSI027346	ICONIC PROPERTY SERVICES	26b Howe St Warehouse 3hrs weekly clean	561.00
Cheque/EFT Number 236374 Pathfinder Holdings Pty Ltd t/as Perth CAD Centre					1,845.25
18/05/2023	\$APINVCE	00014954	Pathfinder Holdings Pty Ltd t/as Perth CAD Centre	Drafting Services - 23/24 Road Renewals	1,845.25
Cheque/EFT Number 236375 A E HOSKINS & SONS					169,169.22
18/05/2023	\$APINVCE	482271	A E HOSKINS & SONS	A E HOSKINS & SONS VARIOUS SITES - UNPLA	432.65



Schedule of Accounts Paid - Municipal Fund
For the Period :01/05/2023-31/05/2023

Payment Date	Document Type	Invoice Number	Payee	Payment Details	Payment Amount
18/05/2023	\$APINVCE	482350	A E HOSKINS & SONS	Roe St Carpark - Toilets Upgrade	166,327.57
18/05/2023	\$APINVCE	482263	A E HOSKINS & SONS	A E HOSKINS & SONS VARIOUS SITES - UNPLA	2,409.00
Cheque/EFT Number 236376					69,115.91
18/05/2023	\$APINVCE	2479	CLPM Pty Ltd	Langley Park Pump station - Conservation	69,115.91
Cheque/EFT Number 236377					941.23
18/05/2023	\$APINVCE	1012381854	AUSTRALIA POST	Over the counter transaction fees - Rate	53.27
18/05/2023	\$APINVCE	1012381836	AUSTRALIA POST	Over the Counter Infringement Payments 2	887.96
Cheque/EFT Number 236378					300.41
18/05/2023	\$APINVCE	00019918	NATURAL AREA CONSULTING MANAGEMENT SERVICES	NATURAL AREA CONSULTING MANAGEMENT SERVIC Native plant supply.	300.41
Cheque/EFT Number 236379					22,655.60
18/05/2023	\$APINVCE	260474	The Trustee for Brand Agency Unit Trust t/as The Brand Agency	The Trustee for Brand Agency Unit Trust t/as The Brasitecore audit scoping and planning	5,337.20
18/05/2023	\$APINVCE	260700	The Trustee for Brand Agency Unit Trust t/as The Brand Agency	The Trustee for Brand Agency Unit Trust t/as The BraSustainability web hub	17,318.40
Cheque/EFT Number 236380					111.08
18/05/2023	\$APINVCE	M-2304209	WESTERN METROPOLITAN REGIONAL COUNCIL	Green Waste Tipping Fees 22/23	61.68
18/05/2023	\$APINVCE	M-2305109	WESTERN METROPOLITAN REGIONAL COUNCIL	Green Waste Tipping Fees 22/23	49.40
Cheque/EFT Number 236381					34,511.40
18/05/2023	\$APINVCE	23137	The trustee for Philip Griffiths Architects Trust t/as Griffiths Architects	The trustee for Philip Griffiths Architects Trust t/as G Council House Contract Admin. Services	8,800.00
18/05/2023	\$APINVCE	23136	The trustee for Philip Griffiths Architects Trust t/as Griffiths Architects	The trustee for Philip Griffiths Architects Trust t/as G City of Perth Library Facade Design - Ba	15,536.40
18/05/2023	\$APINVCE	23138	The trustee for Philip Griffiths Architects Trust t/as Griffiths Architects	The trustee for Philip Griffiths Architects Trust t/as G RFT000145 - Design of Forrest Pl Remedia	10,175.00
Cheque/EFT Number 236382					15,052.33
18/05/2023	\$APINVCE	752220	FLEETCARE PTY LTD	Fleetcare management services for April	15,052.33
Cheque/EFT Number 236383					90,179.46
18/05/2023	\$APINVCE	59059	Element Advisory Pty Ltd	Analysis and Design Guidelines - Charact	42,559.04
18/05/2023	\$APINVCE	58879	Element Advisory Pty Ltd	Analysis and Design Guidelines - Charact	44,897.92
18/05/2023	\$APINVCE	58882	Element Advisory Pty Ltd	Analysis and Design Guidelines - Charact	2,722.50
Cheque/EFT Number 236384					4,186.47
18/05/2023	\$APINVCE	INV-2633	Glen Flood Group Pty Ltd t/as GFG Temporary Assist	Glen Flood Group Pty Ltd t/as GFG Temporary Assist Temporary Design Engineer	4,186.47
Cheque/EFT Number 236385					5,500.00
18/05/2023	\$APINVCE	INV-2673	The Trustee for Two Bit Group Unit Trust t/as Flour Factory	The Trustee for Two Bit Group Unit Trust t/as Flour F Small Business Bounce Back Grant 2021/22	5,500.00
Cheque/EFT Number 236386					1,954.81
18/05/2023	\$APINVCE	00006085	ENGTECH (AUST) PTY LTD	Fuel Bowser Compliance - Contract admin	1,954.81
Cheque/EFT Number 236387					5,423.77
18/05/2023	\$APINVCE	658486	CARAT AUSTRALIA MEDIA SERVICES PTY LTD	Advertising media cost CPP parking camp	1,276.00
18/05/2023	\$APINVCE	658485	CARAT AUSTRALIA MEDIA SERVICES PTY LTD	Advertising media cost CPP parking camp	275.00
18/05/2023	\$APINVCE	658484	CARAT AUSTRALIA MEDIA SERVICES PTY LTD	Advertising media cost CPP parking camp	3,872.77
Cheque/EFT Number 236388					5,754.41
18/05/2023	\$APINVCE	4549882	Programmed Skilled Workforce Limited	Parking Card Contract Staff - 6 month A	1,980.00
18/05/2023	\$APINVCE	4549881	Programmed Skilled Workforce Limited	Agency CPP Permits	1,918.14
18/05/2023	\$APINVCE	4549883	Programmed Skilled Workforce Limited	Onstreet Reservations Contract Staff - 6	1,856.27
Cheque/EFT Number 236389					429.00
18/05/2023	\$APINVCE	163535	NETSTAR AUSTRALIA PL T/AS PINPOINT COMMUNICATIONS PTY LTD	NETSTAR AUSTRALIA PL T/AS PINPOINT COMMUNIC/Install in vehicle management system in	429.00
Cheque/EFT Number 236390					7,527.30
18/05/2023	\$APINVCE	INV-163271-F9Z6P8	DDLS Australia Pty Ltd t/as Lumify Group	DDLS Australia Pty Ltd t/as Lumify Group Professional Development - ICT	7,527.30
Cheque/EFT Number 236391					2,087.25
18/05/2023	\$APINVCE	37907	BAILEY'S THE FERTILISER FAMILY	Half Pallet of Terra Start Fertiliser fo	2,087.25
Cheque/EFT Number 236392					249.00
18/05/2023	\$APINVCE	2023/5119	DEPARTMENT OF PLANNING, LANDS AND HERITAGE	DEPARTMENT OF PLANNING, LANDS AND HERITAGE Transfer of DAPS	249.00
Cheque/EFT Number 236393					612.47
18/05/2023	\$APINVCE	9041622262	WINC AUSTRALIA PTY PTD	Community Development Stationarity Order	276.97
18/05/2023	\$APINVCE	9042056127	WINC AUSTRALIA PTY PTD	Winc - blanket order 3 x months 22/23 FY	335.50
Cheque/EFT Number 236394					2,398.00
18/05/2023	\$APINVCE	INV-0036	Sky Perth Pty Ltd	Houston footage - drone	2,398.00
Cheque/EFT Number 236395					41,030.00
18/05/2023	\$APINVCE	AU003-0260873	JLL PUBLIC SECTOR VALUATIONS PTY LTD	JLL PUBLIC SECTOR VALUATIONS PTY LTD Valuation Consultancy Service for Invest	41,030.00
Cheque/EFT Number 236396					23,929.30
18/05/2023	\$APINVCE	00004785	FOOD TECHNOLOGY SERVICES PTY LTD	Food Business and Public Building Inspec	23,929.30
Cheque/EFT Number 236397					66,473.37
18/05/2023	\$APINVCE	0009396	ACE SECURITY AND EVENTS SERVICES	Security - crowd control and asset prote	763.14
18/05/2023	\$APINVCE	0009431	ACE SECURITY AND EVENTS SERVICES	Security Guard/Asset Protection for Muso	654.12
18/05/2023	\$APINVCE	0009433	ACE SECURITY AND EVENTS SERVICES	Fairlanes Concert 2023 - Security person	1,612.04
18/05/2023	\$APINVCE	0009446	ACE SECURITY AND EVENTS SERVICES	Security for Town Hall events - Ordered	414.92
18/05/2023	\$APINVCE	0009455	ACE SECURITY AND EVENTS SERVICES	CPP Operations Mobile Security, vehicle	5,325.66
18/05/2023	\$APINVCE	0009452	ACE SECURITY AND EVENTS SERVICES	Assertive Outreach Service Safe City PO	31,650.83
18/05/2023	\$APINVCE	0009450	ACE SECURITY AND EVENTS SERVICES	Security for Library 7 days a week and a	12,731.85
18/05/2023	\$APINVCE	0009451	ACE SECURITY AND EVENTS SERVICES	Accreditation Services - Moore Street P	13,320.81
Cheque/EFT Number 236398					265,514.21
18/05/2023	\$APINVCE		BOS CIVIL PTY LTD		265,514.21



Schedule of Accounts Paid - Municipal Fund
For the Period :01/05/2023-31/05/2023

Payment Date	Document Type	Invoice Number	Payee	Payment Details	Payment Amount
18/05/2023	\$APINVCE	INV-0471	BOS CIVIL PTY LTD	HVM Civil Works - Stage 2	265,514.21
Cheque/EFT Number 236399					29,130.73
18/05/2023	\$APINVCE	120859	A.D COOTE & CO. (SHEETMETAL)PTY LTD	UA339DF Rev B CCTV Multifunction Poles x	29,130.73
Cheque/EFT Number 236400					600.00
18/05/2023	\$APINVCE	41612	CARTRIDGE WORLD WEMBLEY	LC24-30 Ribbon Compatible Datapark Te	600.00
Cheque/EFT Number 236401					11,704.68
18/05/2023	\$APINVCE	964775M	ESSENTIAL FIRE SERVICES PTY LTD	FIRE SERVICES REACTIVE MAINTENANCE FOR F	1,205.16
18/05/2023	\$APINVCE	967795M	ESSENTIAL FIRE SERVICES PTY LTD	FIRE SERVICES REACTIVE MAINTENANCE FOR F	148.50
18/05/2023	\$APINVCE	975255M	ESSENTIAL FIRE SERVICES PTY LTD	FIRE SERVICES REACTIVE MAINTENANCE FOR F	192.50
18/05/2023	\$APINVCE	975365M	ESSENTIAL FIRE SERVICES PTY LTD	FIRE SERVICES REACTIVE MAINTENANCE FOR F	242.00
18/05/2023	\$APINVCE	973745M	ESSENTIAL FIRE SERVICES PTY LTD	FIRE SERVICES REACTIVE MAINTENANCE FOR F	283.14
18/05/2023	\$APINVCE	973735M	ESSENTIAL FIRE SERVICES PTY LTD	FIRE SERVICES REACTIVE MAINTENANCE FOR F	363.00
18/05/2023	\$APINVCE	974595M	ESSENTIAL FIRE SERVICES PTY LTD	FIRE SERVICES REACTIVE MAINTENANCE FOR F	363.00
18/05/2023	\$APINVCE	964815M	ESSENTIAL FIRE SERVICES PTY LTD	FIRE SERVICES REACTIVE MAINTENANCE FOR F	484.00
18/05/2023	\$APINVCE	976095M	ESSENTIAL FIRE SERVICES PTY LTD	FIRE SERVICES REACTIVE MAINTENANCE FOR F	242.00
18/05/2023	\$APINVCE	975175M	ESSENTIAL FIRE SERVICES PTY LTD	FIRE SERVICES REACTIVE MAINTENANCE FOR F	242.00
18/05/2023	\$APINVCE	977685M	ESSENTIAL FIRE SERVICES PTY LTD	FIRE SERVICES REACTIVE MAINTENANCE FOR F	121.00
18/05/2023	\$APINVCE	969555M	ESSENTIAL FIRE SERVICES PTY LTD	Fire Sprinkler Works	668.25
18/05/2023	\$APINVCE	977775M	ESSENTIAL FIRE SERVICES PTY LTD	Isolating fire alarms - Depot's stores o	121.00
18/05/2023	\$APINVCE	974705M	ESSENTIAL FIRE SERVICES PTY LTD	FIRE SERVICES REACTIVE MAINTENANCE FOR F	7,029.13
Cheque/EFT Number 236402					643.50
18/05/2023	\$APINVCE	00003345	The Trustee for Hayto Trust t/as SoCo Studios	Boorloo Heritage Festival - Supreme Cour	643.50
Cheque/EFT Number 236403					9,845.00
18/05/2023	\$APINVCE	00000362	JOELZ PTY LTD T/AS BAX SERVICES	Claisebrook Channel Cleaning Service	9,845.00
Cheque/EFT Number 236404					4,573.80
18/05/2023	\$APINVCE	11027948	3 Logix Pty Ltd	Annual Renewal Waste Track access 01/07/	2,286.90
18/05/2023	\$APINVCE	11028335	3 Logix Pty Ltd	Annual Renewal Waste Track access 01/07/	2,286.90
Cheque/EFT Number 236405					26.00
18/05/2023	\$APINVCE	BB-19432	BIN BATH CORPORATION PTY LTD	Pier St CP - Bin Cleaning. Quote dated 0	26.00
Cheque/EFT Number 236406					2,040.50
18/05/2023	\$APINVCE	116484	Access Without Barriers Pty Ltd t/as AWB Co	AWB UNPLANNED MAINTENANCE - 2022/23 FY.	2,040.50
Cheque/EFT Number 236407					6,386.88
18/05/2023	\$APINVCE	INV-1772	ASSEMBLY & CO PTY LTD	Cathedral Square Placemaking Management	6,386.88
Cheque/EFT Number 236408					42,383.59
18/05/2023	\$APINVCE	166754	SUEZ RECYCLING & RECOVERY PTY LTD	SIDELIFT OPERATIONS OF CRAWLEY/NEDLANDS	5,940.00
18/05/2023	\$APINVCE	53196107	SUEZ RECYCLING & RECOVERY PTY LTD	Parks Refuse & Greenswaste Disposal for	6,280.45
18/05/2023	\$APINVCE	53161887	SUEZ RECYCLING & RECOVERY PTY LTD	Provision of Waste Disposal Commingle T	30,163.14
Cheque/EFT Number 236409					739.75
18/05/2023	\$APINVCE	7774	THE TRUSTEE FOR THE BRAND CONNECT UNIT TRUST	Silicone phone wallet for MIT-REAP event	739.75
Cheque/EFT Number 236410					764.50
18/05/2023	\$APINVCE	111556/01	GRENSHED PTY LTD T/AS LIVING TURF	Turf maintenance	764.50
Cheque/EFT Number 236411					5,830.00
18/05/2023	\$APINVCE	P1003658	VOCUS PTY LTD	Monthly internet payments to end of cont	5,830.00
Cheque/EFT Number 236412					462.78
18/05/2023	\$APINVCE	IN000066466	INLOGIK PTY LIMITED	Promaster Fees for 2022-2023	462.78
Cheque/EFT Number 236413					1,656.00
18/05/2023	\$APINVCE	00010378	The Trustee for L Jeffery Family Trust t/as Cockburn Party H Cockburn Party Hire		878.00
18/05/2023	\$APINVCE	00010381	The Trustee for L Jeffery Family Trust t/as Cockburn Party H Cockburn Party Hire		778.00
Cheque/EFT Number 236414					6,441.00
18/05/2023	\$APINVCE	00013374	THE CHARLES TRUST T/AS CHAIR GURU OFFICE CHAIR REPAIR SERVIC	Council House Office Chairs Followed al	5,198.00
18/05/2023	\$APINVCE	00013373	THE CHARLES TRUST T/AS CHAIR GURU OFFICE CHAIR REPAIR SERVIC	Library Chairs Followed along with the	1,243.00
Cheque/EFT Number 236415					144.10
18/05/2023	\$APINVCE	680489	Screenlink Pty Ltd t/as Aussie-IT, Batteries Plus	New Battery for H/P Cleaner on WAC Ute	144.10
Cheque/EFT Number 236416					7,603.20
18/05/2023	\$APINVCE	INV-00062383	AUSTRALIAN PARKING AND REVENUE CONTROL PTY	PDA hosting services	7,603.20
Cheque/EFT Number 236417					19,667.87
18/05/2023	\$APINVCE	967320485	CHEVRON AUSTRALIA DOWNSTREAM FUELS PTY LTD	Depot Diesel 12500L	19,667.87
Cheque/EFT Number 236418					2,984.41
18/05/2023	\$APINVCE	54211	Action Glass Pty Ltd t/as Action Glass & Aluminium	GLAZING VARIOUS SITES - UNPLANNED MAINT	1,006.39
18/05/2023	\$APINVCE	54210	Action Glass Pty Ltd t/as Action Glass & Aluminium	GLAZING VARIOUS SITES - UNPLANNED MAINT	1,514.92
18/05/2023	\$APINVCE	54364	Action Glass Pty Ltd t/as Action Glass & Aluminium	GLAZING VARIOUS SITES - UNPLANNED MAINT	463.10
Cheque/EFT Number 236419					1,877.70
18/05/2023	\$APINVCE	4635	The Trustee for Green and Hood Family Trusts t/a Perth Milk Perth Milk Supplies		79.30
18/05/2023	\$APINVCE	4442	The Trustee for Green and Hood Family Trusts t/a Pe COP Catering Milk Supplies		146.40
18/05/2023	\$APINVCE	4637	The Trustee for Green and Hood Family Trusts t/a Pe Citywatch milk supplies 22/23 FY Change		119.76
18/05/2023	\$APINVCE	4629	The Trustee for Green and Hood Family Trusts t/a Pe Milk Supply for Level 5		167.75



Schedule of Accounts Paid - Municipal Fund
For the Period :01/05/2023-31/05/2023

Payment Date	Document Type	Invoice Number	Payee	Payment Details	Payment Amount
18/05/2023	\$APINVCE	4636	The Trustee for Green and Hood Family Trusts t/a Pe Milk for parking crib rooms and tech ser		159.20
18/05/2023	\$APINVCE	4678	The Trustee for Green and Hood Family Trusts t/a Pe Citiplac Rest Centre milk supply		48.80
18/05/2023	\$APINVCE	4631	The Trustee for Green and Hood Family Trusts t/a Pe Milk - Level 2 kitchen		235.17
18/05/2023	\$APINVCE	4630	The Trustee for Green and Hood Family Trusts t/a Pe Level 4 and Red Room milk - 01.07.22 to		191.27
18/05/2023	\$APINVCE	4633	The Trustee for Green and Hood Family Trusts t/a Pe iCity Kiosk - Milk Supply Customer No 29		24.40
18/05/2023	\$APINVCE	4628	The Trustee for Green and Hood Family Trusts t/a Pe Milk Level 1 22/23 FY Account 2986		192.15
18/05/2023	\$APINVCE	4557	The Trustee for Green and Hood Family Trusts t/a Pe CPP Operations Milk Supply PCEC		213.50
18/05/2023	\$APINVCE	4627	The Trustee for Green and Hood Family Trusts t/a Pe Monthly milk order for LG Hub ICT and PK		202.40
18/05/2023	\$APINVCE	4620	The Trustee for Green and Hood Family Trusts t/a Pe Level 6 Milk supply A/c 2897 - 22/23 FY		97.60
Cheque/EFT Number 236420					928.85
DULUXGROUP(AUSTRALIA)PTY LTD T/AS DULUX AUSTRALIA					
18/05/2023	\$APINVCE	499931095	DULUXGROUP(AUSTRALIA)PTY LTD T/AS DULUX AUS Paint and Hardware supplies for use in G		104.90
18/05/2023	\$APINVCE	500012051	DULUXGROUP(AUSTRALIA)PTY LTD T/AS DULUX AUS Paint and Hardware supplies for use in G		91.19
18/05/2023	\$APINVCE	499990895	DULUXGROUP(AUSTRALIA)PTY LTD T/AS DULUX AUS Paint and Hardware supplies for use in G		146.37
18/05/2023	\$APINVCE	499939966	DULUXGROUP(AUSTRALIA)PTY LTD T/AS DULUX AUS Paint and Hardware supplies for use in G		211.88
18/05/2023	\$APINVCE	499962287	DULUXGROUP(AUSTRALIA)PTY LTD T/AS DULUX AUS Paint and Hardware supplies for use in G		187.18
18/05/2023	\$APINVCE	500015970	DULUXGROUP(AUSTRALIA)PTY LTD T/AS DULUX AUS Paint and Hardware supplies for use in G		90.63
18/05/2023	\$APINVCE	500036776	DULUXGROUP(AUSTRALIA)PTY LTD T/AS DULUX AUS Paint and Hardware supplies for use in G		96.70
Cheque/EFT Number 236421					1,973.40
DIRECT MEMORY ACCESS PTY LTD					
18/05/2023	\$APINVCE	01508202	DIRECT MEMORY ACCESS PTY LTD	DISPLAYPORT CABLE FOR CORPORATE USE	341.00
18/05/2023	\$APINVCE	01508107	DIRECT MEMORY ACCESS PTY LTD	Elder St CP - Post and Arms to Mount CCT	1,632.40
Cheque/EFT Number 236422					568.00
Trustee for the Chelmsford Trust t/as St Anne's Florists & G St Anne's Florists					
18/05/2023	\$APINVCE	00116772	Trustee for the Chelmsford Trust t/as St Anne's Floris:Floral Wreaths for Lord Mayor and Council		117.00
18/05/2023	\$APINVCE	00116894	Trustee for the Chelmsford Trust t/as St Anne's Floris:Floral Wreaths for Lord Mayor and Council		117.00
18/05/2023	\$APINVCE	00116069	Trustee for the Chelmsford Trust t/as St Anne's Floris:Floral Wreaths for Lord Mayor and Council		117.00
18/05/2023	\$APINVCE	00116885	Trustee for the Chelmsford Trust t/as St Anne's Floris:Floral Wreaths for Lord Mayor and Council		217.00
Cheque/EFT Number 236423					676.50
J.H. FLUID TRANSFER SOLUTIONS PTY LTD T/AS PIRTEK MALAGA					
18/05/2023	\$APINVCE	ML-T00055267	J.H. FLUID TRANSFER SOLUTIONS PTY LTD T/AS PIRTEK Hydraulic Ram Issue + Replacement Suctio		676.50
Cheque/EFT Number 236424					2,945.07
HERITAGE WAY PTY LTD (DOMUS NURSERY)					
18/05/2023	\$APINVCE	170682	HERITAGE WAY PTY LTD (DOMUS NURSERY)	Goderich - Palmerston - Verge projects -	2,945.07
Cheque/EFT Number 236425					5,196.33
RICOH AUSTRALIA PTY LTD					
18/05/2023	\$APINVCE	14629525	RICOH AUSTRALIA PTY LTD	Ricoh Corporate Fleet Monthly Printing C	5,196.33
Cheque/EFT Number 236426					353.82
THE GRIFFITH FAMILY TRUST T/AS SUPERSTOCK SERVICES SUPERSTOCK FOOD SERVICES					
18/05/2023	\$APINVCE	40545373	THE GRIFFITH FAMILY TRUST T/AS SUPERSTOCK SERV SUPERSTOCK - SUPPLY OF FOOD AND BEVERAGE		257.52
18/05/2023	\$APINVCE	40545103	THE GRIFFITH FAMILY TRUST T/AS SUPERSTOCK SERV SUPERSTOCK - SUPPLY OF FOOD AND BEVERAGE		96.30
Cheque/EFT Number 236427					13,172.50
ACCESS ICON PTY LTD T/AS CASCADA GROUP					
18/05/2023	\$APINVCE	17594	ACCESS ICON PTY LTD T/AS CASCADA GROUP	20x 2 foot & 10x 3 foot wave grates	13,172.50
Cheque/EFT Number 236428					2,163.12
COMPLETE OFFICE SUPPLIES PTY LTD - COS					
18/05/2023	\$APINVCE	11906612	COMPLETE OFFICE SUPPLIES PTY LTD - COS	Blanket Order Stationery Supplies - Leve	479.70
18/05/2023	\$APINVCE	11997130	COMPLETE OFFICE SUPPLIES PTY LTD - COS	Cleaning, catering and Stationery order	5.30
18/05/2023	\$APINVCE	12002702	COMPLETE OFFICE SUPPLIES PTY LTD - COS	Stationary Community Development Level 5	195.41
18/05/2023	\$APINVCE	11989443	COMPLETE OFFICE SUPPLIES PTY LTD - COS	Stationary and Supplies	309.70
18/05/2023	\$APINVCE	12002426	COMPLETE OFFICE SUPPLIES PTY LTD - COS	Level 4 Stationery, Kitchen Consumables	156.76
18/05/2023	\$APINVCE	11101111101111111111	COMPLETE OFFICE SUPPLIES PTY LTD - COS	Cleaning, catering and Stationery order	94.54
18/05/2023	\$APINVCE	11993852	COMPLETE OFFICE SUPPLIES PTY LTD - COS	Stationery Level 8	106.29
18/05/2023	\$APINVCE	11011111101111111111	COMPLETE OFFICE SUPPLIES PTY LTD - COS	Corporate Services - Level 6 stationery	199.54
18/05/2023	\$APINVCE	11998332	COMPLETE OFFICE SUPPLIES PTY LTD - COS	Blanket Order Catering Supplies - Level	472.49
18/05/2023	\$APINVCE	11989862	COMPLETE OFFICE SUPPLIES PTY LTD - COS	Stationary Community Development Level 5	143.39
Cheque/EFT Number 236429					11,181.50
Stantec Australia Pty Ltd					
18/05/2023	\$APINVCE	1913381	Stantec Australia Pty Ltd	Pier Street Structural Engineering	11,181.50
Cheque/EFT Number 236430					484.83
Specialist Wholesalers Pty Ltd t/as Truckline					
18/05/2023	\$APINVCE	8466182	Specialist Wholesalers Pty Ltd t/as Truckline	Mudguards + Brackets for Isuzu Rubbish T	484.83
Cheque/EFT Number 236431					5,456.00
Equilibrium Interactive Pty Ltd					
18/05/2023	\$APINVCE	11146	Equilibrium Interactive Pty Ltd	Search Engine Optimisation, Data and Ana	5,456.00
Cheque/EFT Number 236432					14,613.50
LP Aiken, DJ Beer & et.al partnership t/as Thomson Geer					
18/05/2023	\$APINVCE	1148551	LP Aiken, DJ Beer & et.al partnership t/as Thomson (Contract Terms & Conditions Review		10,144.75
18/05/2023	\$APINVCE	1166588	LP Aiken, DJ Beer & et.al partnership t/as Thomson (Legal Services for Summons		946.00
18/05/2023	\$APINVCE	1165873	LP Aiken, DJ Beer & et.al partnership t/as Thomson (Contract Terms & Conditions Review		3,522.75
Cheque/EFT Number 236433					440.77
KINOKUNIYA BOOK STORES OF AUSTRALIA PTY LTD					
18/05/2023	\$APINVCE	00028838	KINOKUNIYA BOOK STORES OF AUSTRALIA PTY LTD	Supply of Assorted Junior Books	440.77
Cheque/EFT Number 236434					3,889.86
Tyres 4U Pty Limited					
18/05/2023	\$APINVCE	1X043262	Tyres 4U Pty Limited	New Tyres for Rubbish Trucks and Punctur	112.20
18/05/2023	\$APINVCE	1X043258	Tyres 4U Pty Limited	New Tyres for Rubbish Trucks and Punctur	1,650.00
18/05/2023	\$APINVCE	1X043261	Tyres 4U Pty Limited	New Tyres for Rubbish Trucks and Punctur	2,039.66
18/05/2023	\$APINVCE	1X042521	Tyres 4U Pty Limited	New Tyres for Rubbish Trucks and Punctur	88.00
Cheque/EFT Number 236435					2,741.75
Ron Mack Machinery Australia Pty Ltd					
18/05/2023	\$APINVCE	206424	Ron Mack Machinery Australia Pty Ltd	Servicing of Plate Bender / Cold Saw / G	2,741.75



Schedule of Accounts Paid - Municipal Fund
For the Period :01/05/2023-31/05/2023

Payment Date	Document Type	Invoice Number	Payee	Payment Details	Payment Amount
Cheque/EFT Number 236436					97.45
18/05/2023	\$APINVCE	260123	THE TRUSTEE FOR TAHOE TRUST T/AS IGA EAST PERTH WA	THE TRUSTEE FOR TAHOE TRUST T/AS IGA EAST PERT Ranger Supplies 22-23	97.45
Cheque/EFT Number 236437					1,222.62
18/05/2023	\$APINVCE	1944366	CAPITARY NO.3 PTY LTD T/AS MIDLAND BRICK	CAPITARY NO.3 PTY LTD T/AS MIDLAND BRICK 1056x Manhole bricks	1,222.62
Cheque/EFT Number 236438					15,673.26
18/05/2023	\$APINVCE	HPL80163	Hoban Recruitment Pty Ltd	CPP Operations Contract Labour Hire. WAL	10,564.86
18/05/2023	\$APINVCE	HPL80162	Hoban Recruitment Pty Ltd	Civil Maintenance Agency Staff	2,175.36
18/05/2023	\$APINVCE	HPL80160	Hoban Recruitment Pty Ltd	Contract Parking Technicians for Technic	1,466.52
18/05/2023	\$APINVCE	HPL80161	Hoban Recruitment Pty Ltd	Contract Parking Technicians for Technic	1,466.52
Cheque/EFT Number 236439					3,368.68
18/05/2023	\$APINVCE	24500-28	Absolute Stone Paving P/L	Roe Street - Granite Kerbs & Pavers This	3,368.68
Cheque/EFT Number 236440					5,500.00
18/05/2023	\$APINVCE	CMS01300	The Trustee for R & S Campbell Family Trust t/as CMS Events	The Trustee for R & S Campbell Family Trust t/as CM:City Wine 2023 - Event Sponsorship 22/23	5,500.00
Cheque/EFT Number 236441					5,500.00
18/05/2023	\$APINVCE	8823	ASPECT Studios Pty Ltd t/as Urban&Public	Perth Station Concourse Wayfinding Imple	5,500.00
Cheque/EFT Number 236442					7,038.25
18/05/2023	\$APINVCE	35643	BELL TRADING TRUST T/AS NORTH STAR SECURITY	VARIOUS SITES - UNPLANNED ACCESS CONTROL	3,951.48
18/05/2023	\$APINVCE	36559	BELL TRADING TRUST T/AS NORTH STAR SECURITY	VARIOUS SITES - ALARM MONITORING & PLANN	2,253.93
18/05/2023	\$APINVCE	36565	BELL TRADING TRUST T/AS NORTH STAR SECURITY	VARIOUS SITES - ALARM MONITORING & PLANN	832.84
Cheque/EFT Number 236443					536.80
18/05/2023	\$APINVCE	00086074	PERTH CITY GLASS PTY LTD	Plain St bus shelter repairs	536.80
Cheque/EFT Number 236444					2,600.71
18/05/2023	\$APINVCE	02156	MTESS Pty Ltd	HYD RAM for Sweeper Arm on Small Pavemen	1,818.93
18/05/2023	\$APINVCE	02153	MTESS Pty Ltd	HYD RAM for Sweeper Arm on Small Pavemen	781.78
Cheque/EFT Number 236445					16,500.00
18/05/2023	\$APINVCE	3917	JB Legal Partners Pty Ltd - do not use	Legal seconded (property matters)	16,500.00
Cheque/EFT Number 236446					14,113.00
18/05/2023	\$APINVCE	PRIV00003329	Turner & Townsend Thinc Pty Ltd	PM Services-PERTH CITY DEAL	14,113.00
Cheque/EFT Number 236447					138.00
18/05/2023	\$APINVCE	5494	The Trustee for Dominic Trim's Family Trust t/a Pedders Suspension & Brakes Osbo	The Trustee for Dominic Trim's Family Trust t/a PeddWheel Alignments for 5 x Rangers MISC Ut	138.00
Cheque/EFT Number 236448					15,000.00
18/05/2023	\$APINVCE	39	Liam Dee	Victory Park Mural	15,000.00
Cheque/EFT Number 236449					12,659.60
18/05/2023	\$APINVCE	INV-1987	J & M Asphalt Pty Ltd	J & M Asphalt	12,659.60
Cheque/EFT Number 236450					413.38
18/05/2023	\$APINVCE	335798	FreshExchange Pty Ltd	FRESH EXCHANGE - FRUIT AND VEGETABLES.	413.38
Cheque/EFT Number 236451					55,603.63
18/05/2023	\$APINVCE	10762	The Trustee for the DDR Family Trust DDR Consult	Consultancy - Citiplace	3,360.50
18/05/2023	\$APINVCE	10759	The Trustee for the DDR Family Trust DDR Consult	Elizabeth Quay Normalisation Consultancy	39,147.63
18/05/2023	\$APINVCE	10760	The Trustee for the DDR Family Trust DDR Consult	Causeway Pedestrian & Cyclist Bridge Con	12,190.75
18/05/2023	\$APINVCE	10761	The Trustee for the DDR Family Trust DDR Consult	Waterbank Consultancy	904.75
Cheque/EFT Number 236452					19,195.00
18/05/2023	\$APINVCE	00014260	Maine Architecture Pty Ltd	Architectural consultancy services for r	19,195.00
Cheque/EFT Number 236453					53,339.00
18/05/2023	\$APINVCE	FOUR1458	Four Landscape Studio Pty Ltd	Main Street Refresh Program - Design Con	17,820.00
18/05/2023	\$APINVCE	FOUR1457	Four Landscape Studio Pty Ltd	Main Street Refresh Program - Design Con	17,226.00
18/05/2023	\$APINVCE	FOUR1459	Four Landscape Studio Pty Ltd	Main Street Refresh Program - Design Con	18,293.00
Cheque/EFT Number 236454					13,172.61
18/05/2023	\$APINVCE	145871	Office Cleaning Experts Pty Ltd t/as OCE Corporate Cleaning	Office Cleaning Experts Pty Ltd t/as OCE Corporate C City Library - External Window Cleaning	649.77
18/05/2023	\$APINVCE	145870	Office Cleaning Experts Pty Ltd t/as OCE Corporate C	Planned Window Cleaning for City of Pert	12,522.84
Cheque/EFT Number 236455					1,089.00
18/05/2023	\$APINVCE	32612	Cataphonics Pty Ltd t/as Venue Technical Services	Town Hall - Hoist and Curtain service S	1,089.00
Cheque/EFT Number 236456					26,071.85
18/05/2023	\$APINVCE	73589	On Tap Plumbing & Gas Pty Ltd	VARIOUS SITES - UNPLANNED PLUMBING MAINT	727.22
18/05/2023	\$APINVCE	72051	On Tap Plumbing & Gas Pty Ltd	VARIOUS SITES - UNPLANNED PLUMBING MAINT	4,099.26
18/05/2023	\$APINVCE	70835	On Tap Plumbing & Gas Pty Ltd	VARIOUS SITES - UNPLANNED PLUMBING MAINT	2,306.00
18/05/2023	\$APINVCE	72070	On Tap Plumbing & Gas Pty Ltd	VARIOUS SITES - UNPLANNED PLUMBING MAINT	13,817.87
18/05/2023	\$APINVCE	74044	On Tap Plumbing & Gas Pty Ltd	VARIOUS SITES - UNPLANNED PLUMBING MAINT	570.08
18/05/2023	\$APINVCE	72896	On Tap Plumbing & Gas Pty Ltd	VARIOUS SITES - UNPLANNED PLUMBING MAINT	968.88
18/05/2023	\$APINVCE	71833	On Tap Plumbing & Gas Pty Ltd	Drink fountain repairs WA Rowing Club	182.05
18/05/2023	\$APINVCE	73249	On Tap Plumbing & Gas Pty Ltd	VARIOUS SITES - UNPLANNED PLUMBING MAINT	277.64
18/05/2023	\$APINVCE	73180	On Tap Plumbing & Gas Pty Ltd	VARIOUS SITES - UNPLANNED PLUMBING MAINT	277.64
18/05/2023	\$APINVCE	72788	On Tap Plumbing & Gas Pty Ltd	VARIOUS SITES - UNPLANNED PLUMBING MAINT	1,303.12
18/05/2023	\$APINVCE	73891	On Tap Plumbing & Gas Pty Ltd	VARIOUS SITES - UNPLANNED PLUMBING MAINT	337.27
18/05/2023	\$APINVCE	74006	On Tap Plumbing & Gas Pty Ltd	VARIOUS SITES - UNPLANNED PLUMBING MAINT	91.03
18/05/2023	\$APINVCE	73890	On Tap Plumbing & Gas Pty Ltd	VARIOUS SITES - UNPLANNED PLUMBING MAINT	1,022.76



Schedule of Accounts Paid - Municipal Fund
For the Period :01/05/2023-31/05/2023

Payment Date	Document Type	Invoice Number	Payee	Payment Details	Payment Amount
18/05/2023	ŞAPINVCE	74153	On Tap Plumbing & Gas Pty Ltd	VARIOUS SITES - UNPLANNED PLUMBING MAINT	91.03
Cheque/EFT Number 236457					295.00
18/05/2023	ŞAPINVCE	1257	The Trustee for ESR Training Trust t/as ERS Tailoring	Alterations for City of Perth Uniform	295.00
Cheque/EFT Number 236458					1,100.00
18/05/2023	ŞAPINVCE	509	Vaultesports Pty Ltd t/as Builderz WA	Event Sponsorship 21/22 - Round 2 - Pert	1,100.00
Cheque/EFT Number 236459					21,534.87
18/05/2023	ŞAPINVCE	INV-0439	Wright Welding & Fabrication Pty Ltd	Weld Repairs to Hopper Body on Hino Rubb	1,287.00
18/05/2023	ŞAPINVCE	INV-0438	Wright Welding & Fabrication Pty Ltd	Wright Welding	20,247.87
Cheque/EFT Number 236460					5,749.92
18/05/2023	ŞAPINVCE	124226	Surepak Pty Ltd	48x 240L clear plastic bags (100per roll	5,749.92
Cheque/EFT Number 236461					1,915.10
18/05/2023	ŞAPINVCE	00088250	LBD Supply Pty Ltd formerly t/as HESWA Hyperlift	1.8m Tyne EXT Slipper + 2 Tonne Fork Boo	1,915.10
Cheque/EFT Number 236462					1,412.52
18/05/2023	ŞAPINVCE	0016844706	Corporate Travel Management Group Pty Ltd (CTM)	Corporate Travel Management Group Pty Ltd (CTM) Return Flights, Accommodation and Car Hi	731.02
18/05/2023	ŞAPINVCE	0016831868	Corporate Travel Management Group Pty Ltd (CTM)	Corporate Travel Management Group Pty Ltd (CTM) Travel and accommodation to SA	681.50
Cheque/EFT Number 236463					1,653.85
18/05/2023	ŞAPINVCE	IN1266745	Flashbay Pty Ltd	Bluetooth speakers for MIT-REAP event	1,653.85
Cheque/EFT Number 236464					2,250.00
18/05/2023	ŞAPINVCE	0188	Belinda Evonne Cox t/as Djirily Dreaming	3 X WORKSHOPS - DJIRILY DREAMING for th	2,250.00
Cheque/EFT Number 236465					1,258.54
18/05/2023	ŞAPINVCE	H2414	Helene Pty Ltd t/as LO-GO Appointments	Temp Administration Support staff	1,258.54
Cheque/EFT Number 236466					6,022.41
18/05/2023	ŞAPINVCE	1462	MFR Autoelectrics Pty Ltd	Auto Electrical Repairs Rubbish trucks,	286.35
18/05/2023	ŞAPINVCE	1464	MFR Autoelectrics Pty Ltd	Auto Electrical Repairs Rubbish trucks,	283.05
18/05/2023	ŞAPINVCE	1454	MFR Autoelectrics Pty Ltd	Auto Electrical Repairs Rubbish trucks,	158.46
18/05/2023	ŞAPINVCE	1456	MFR Autoelectrics Pty Ltd	Auto Electrical Repairs Rubbish trucks,	158.46
18/05/2023	ŞAPINVCE	1465	MFR Autoelectrics Pty Ltd	Auto Electrical Repairs Rubbish trucks,	283.05
18/05/2023	ŞAPINVCE	1459	MFR Autoelectrics Pty Ltd	Auto Electrical Repairs Rubbish trucks,	611.83
18/05/2023	ŞAPINVCE	1467	MFR Autoelectrics Pty Ltd	Auto Electrical Repairs Rubbish trucks,	346.85
18/05/2023	ŞAPINVCE	1452	MFR Autoelectrics Pty Ltd	Auto Electrical Repairs Rubbish trucks,	801.22
18/05/2023	ŞAPINVCE	1453	MFR Autoelectrics Pty Ltd	Auto Electrical Repairs Rubbish trucks,	857.17
18/05/2023	ŞAPINVCE	1455	MFR Autoelectrics Pty Ltd	Auto Electrical Repairs Rubbish trucks,	267.58
18/05/2023	ŞAPINVCE	1457	MFR Autoelectrics Pty Ltd	Auto Electrical Repairs Rubbish trucks,	228.58
18/05/2023	ŞAPINVCE	1458	MFR Autoelectrics Pty Ltd	Auto Electrical Repairs Rubbish trucks,	223.96
18/05/2023	ŞAPINVCE	1460	MFR Autoelectrics Pty Ltd	Auto Electrical Repairs Rubbish trucks,	305.91
18/05/2023	ŞAPINVCE	1461	MFR Autoelectrics Pty Ltd	Auto Electrical Repairs Rubbish trucks,	311.41
18/05/2023	ŞAPINVCE	1466	MFR Autoelectrics Pty Ltd	Auto Electrical Repairs Rubbish trucks,	152.96
18/05/2023	ŞAPINVCE	1463	MFR Autoelectrics Pty Ltd	Auto Electrical Repairs Rubbish trucks,	745.57
Cheque/EFT Number 236467					38,657.27
18/05/2023	ŞAPINVCE	30235	The Trustee for the Gilmour Trust t/as Gilmour & JocCPP	Carparks circuit investigation works	21,912.00
18/05/2023	ŞAPINVCE	28750	The Trustee for the Gilmour Trust t/as Gilmour & Joc	VARIOUS SITES - UNPLANNED ELECTRICAL MAI	148.50
18/05/2023	ŞAPINVCE	28712	The Trustee for the Gilmour Trust t/as Gilmour & Joc	VARIOUS SITES - UNPLANNED ELECTRICAL MAI	4,539.69
18/05/2023	ŞAPINVCE	29556	The Trustee for the Gilmour Trust t/as Gilmour & Joc	VARIOUS SITES - UNPLANNED ELECTRICAL MAI	2,041.88
18/05/2023	ŞAPINVCE	30190	The Trustee for the Gilmour Trust t/as Gilmour & Joc	VARIOUS SITES - UNPLANNED ELECTRICAL MAI	955.79
18/05/2023	ŞAPINVCE	30223	The Trustee for the Gilmour Trust t/as Gilmour & Joc	VARIOUS SITES - UNPLANNED ELECTRICAL MAI	635.25
18/05/2023	ŞAPINVCE	30211	The Trustee for the Gilmour Trust t/as Gilmour & Joc	VARIOUS SITES - UNPLANNED ELECTRICAL MAI	3,909.90
18/05/2023	ŞAPINVCE	30218	The Trustee for the Gilmour Trust t/as Gilmour & Joc	VARIOUS SITES - UNPLANNED ELECTRICAL MAI	1,207.76
18/05/2023	ŞAPINVCE	30191	The Trustee for the Gilmour Trust t/as Gilmour & Joc	VARIOUS SITES - UNPLANNED ELECTRICAL MAI	451.53
18/05/2023	ŞAPINVCE	30183	The Trustee for the Gilmour Trust t/as Gilmour & Joc	VARIOUS SITES - UNPLANNED ELECTRICAL MAI	546.48
18/05/2023	ŞAPINVCE	30224	The Trustee for the Gilmour Trust t/as Gilmour & Joc	BBQ repairs Rod Evans	891.00
18/05/2023	ŞAPINVCE	30208	The Trustee for the Gilmour Trust t/as Gilmour & Joc	VARIOUS SITES - UNPLANNED ELECTRICAL MAI	165.04
18/05/2023	ŞAPINVCE	30188	The Trustee for the Gilmour Trust t/as Gilmour & Joc	VARIOUS SITES - UNPLANNED ELECTRICAL MAI	80.30
18/05/2023	ŞAPINVCE	30222	The Trustee for the Gilmour Trust t/as Gilmour & Joc	VARIOUS SITES - UNPLANNED ELECTRICAL MAI	200.85
18/05/2023	ŞAPINVCE	30225	The Trustee for the Gilmour Trust t/as Gilmour & Joc	VARIOUS SITES - UNPLANNED ELECTRICAL MAI	74.25
18/05/2023	ŞAPINVCE	30189	The Trustee for the Gilmour Trust t/as Gilmour & Joc	VARIOUS SITES - UNPLANNED ELECTRICAL MAI	80.30
18/05/2023	ŞAPINVCE	30087	The Trustee for the Gilmour Trust t/as Gilmour & Joc	VARIOUS SITES - UNPLANNED ELECTRICAL MAI	222.75
18/05/2023	ŞAPINVCE	30131	The Trustee for the Gilmour Trust t/as Gilmour & Joc	VARIOUS SITES - UNPLANNED ELECTRICAL MAI	148.50
18/05/2023	ŞAPINVCE	30123	The Trustee for the Gilmour Trust t/as Gilmour & Joc	VARIOUS SITES - UNPLANNED ELECTRICAL MAI	148.50
18/05/2023	ŞAPINVCE	30089	The Trustee for the Gilmour Trust t/as Gilmour & Joc	VARIOUS SITES - UNPLANNED ELECTRICAL MAI	148.50
18/05/2023	ŞAPINVCE	30088	The Trustee for the Gilmour Trust t/as Gilmour & Joc	VARIOUS SITES - UNPLANNED ELECTRICAL MAI	148.50
Cheque/EFT Number 236468					605.00
18/05/2023	ŞAPINVCE	INV-1561	Chelley Hawley Pty Ltd t/as Sifting Sands	Playground sand cleaning	605.00
Cheque/EFT Number 236469					2,105.40
18/05/2023	ŞAPINVCE	INV-0598	The Trustee for Walker Street Trust t/as Perth Temp	Extension of Perth Concert Hall temporar	2,105.40
Cheque/EFT Number 236470					5,289.90
18/05/2023	ŞAPINVCE	INV-499	Shore Water Marine Pty Ltd Shorewater Marine	JH Abrahams Reserve Boardwalk - Handrail	5,289.90



Schedule of Accounts Paid - Municipal Fund
For the Period :01/05/2023-31/05/2023

Payment Date	Document Type	Invoice Number	Payee	Payment Details	Payment Amount
Cheque/EFT Number 236471					962.50
18/05/2023	\$APINVCE	INV-1022	Before you Dig Australia Ltd t/as BYDA	BYD Automated Response System Year1. We	962.50
Cheque/EFT Number 236472					3,676.20
18/05/2023	\$APINVCE	INV-000034919	People2People Recruitment (Western Australia) Pty	Agency fees for Properties	3,676.20
Cheque/EFT Number 236473					38,500.00
18/05/2023	\$APINVCE	492532	St Jerome's Laneway Pty Ltd	Arts and Culture Sponsorship 2022/23 St	38,500.00
Cheque/EFT Number 236474					1,650.00
18/05/2023	\$APINVCE	INV-0284	Fox and Rabbit Premium Flowers Pty Ltd	Local Activation Grant - A Festive Masqu	1,650.00
Cheque/EFT Number 236475					32,690.97
18/05/2023	\$APINVCE	543323	AMS Technology Group Pty Ltd t/as AMS Installation	VARIOUS SITES - AMS PREVENTATIVE MAINTEN	7,369.08
18/05/2023	\$APCREDIT	544228	AMS Technology Group Pty Ltd t/as AMS Installation	Invoice 542881	-33.00
18/05/2023	\$APINVCE	544242	AMS Technology Group Pty Ltd t/as AMS Installation	AMS Reactive Maintenance/ Quoted Works f	638.00
18/05/2023	\$APINVCE	544146	AMS Technology Group Pty Ltd t/as AMS Installation	Citiplace Community C. - Conference Room	22,469.15
18/05/2023	\$APINVCE	544221	AMS Technology Group Pty Ltd t/as AMS Installation	AMS Reactive Maintenance/ Quoted Works f	1,084.49
18/05/2023	\$APINVCE	544207	AMS Technology Group Pty Ltd t/as AMS Installation	AMS Reactive Maintenance/ Quoted Works f	651.75
18/05/2023	\$APINVCE	544167	AMS Technology Group Pty Ltd t/as AMS Installation	AMS Reactive Maintenance/ Quoted Works f	511.50
Cheque/EFT Number 236476					3,050.97
18/05/2023	\$APINVCE	09-01-00006689	Bunnings Group Limited t/as Tool Kit Depot	Civil Maintenance tool purchase	3,050.97
Cheque/EFT Number 236477					1,430.00
18/05/2023	\$APINVCE	280423	Ajazzi Pty Ltd t/as Piano Rental Services	Piano rental - Musos in the Mall 21 Apri	1,430.00
Cheque/EFT Number 236478					4,026.00
18/05/2023	\$APINVCE	13864	Converge International Pty Ltd	Employee Assistance Program	4,026.00
Cheque/EFT Number 236479					22,000.00
18/05/2023	\$APINVCE	25714	The Trustee for The Reef Unit Trust t/as Emerge Assc	Claisebrook Cove Public Realm - Design C	22,000.00
Cheque/EFT Number 236480					64,856.15
18/05/2023	\$APINVCE	1149	Kilmore Group Pty Ltd	Council House Podium Rectification Ple	64,856.15
Cheque/EFT Number 236481					687.50
18/05/2023	\$APINVCE	INV-0084	Start Horizon Pty Ltd	Design Review Panel Sitting Fee PLEASE	687.50
Cheque/EFT Number 236482					210.00
18/05/2023	\$APINVCE	270423	Amber Justine Applebee Mollydag Faces	Fairlanes Concert - Face painter (2hrs)	210.00
Cheque/EFT Number 236483					1,200.00
18/05/2023	\$APINVCE	001	Brehany Shanahan	Fairlanes Concert - The Cold & The Beaut	1,200.00
Cheque/EFT Number 236484					23,127.15
18/05/2023	\$APINVCE	2579	The Trustee for the Deloitte PDS Unit Trust Deloitte	PDS Project Coordination - Roe St Upgrade. P	23,127.15
Cheque/EFT Number 236485					4,048.43
18/05/2023	\$APINVCE	BL735650	Cutting Cart Pty Ltd t/as Dardanup Butchering Co	Meat and Meat products for Citiplace Com	538.35
18/05/2023	\$APINVCE	BL736482	Cutting Cart Pty Ltd t/as Dardanup Butchering Co	Meat and Meat products for Citiplace Com	998.94
18/05/2023	\$APINVCE	BL718977	Cutting Cart Pty Ltd t/as Dardanup Butchering Co	Meat and Meat products for Citiplace Com	171.69
18/05/2023	\$APINVCE	BL719652	Cutting Cart Pty Ltd t/as Dardanup Butchering Co	Meat and Meat products for Citiplace Com	190.19
18/05/2023	\$APINVCE	BL721402	Cutting Cart Pty Ltd t/as Dardanup Butchering Co	Meat and Meat products for Citiplace Com	484.74
18/05/2023	\$APINVCE	BL730207	Cutting Cart Pty Ltd t/as Dardanup Butchering Co	Meat and Meat products for Citiplace Com	539.47
18/05/2023	\$APINVCE	BL727644	Cutting Cart Pty Ltd t/as Dardanup Butchering Co	Meat and Meat products for Citiplace Com	287.24
18/05/2023	\$APINVCE	BL734607	Cutting Cart Pty Ltd t/as Dardanup Butchering Co	Meat and Meat products for Citiplace Com	837.81
Cheque/EFT Number 236486					4,086.23
18/05/2023	\$APINVCE	2560	Tarquin Iannitelli t/as Exceptional Electrical Contractors	Nicks Lane electrical	1,126.40
18/05/2023	\$APINVCE	2568	Tarquin Iannitelli t/as Exceptional Electrical Contractors	Electrical for 79 Colin Street	2,959.83
Cheque/EFT Number 236487					1,917.85
18/05/2023	\$APINVCE	96228	CA Australia Pty Ltd	MIT REAP - Delegate Welcome Pack - 200 Q	1,917.85
Cheque/EFT Number 236488					2,145.00
18/05/2023	\$APINVCE	12119	TTFT Manning Family Trust t/as Animal Ark Wildlife	Education and Training	2,145.00
Cheque/EFT Number 236489					129.40
18/05/2023	\$APINVCE	4033855528	Boc Gases Australia Ltd	Hire Of Gases Bottles for Welding at Dep	129.40
Cheque/EFT Number 236490					103.48
18/05/2023	\$APINVCE	INV0179162	BOFFINS BOOKSHOP PTY LTD	Supply of Fiction & Non-Fiction Books	103.48
Cheque/EFT Number 236491					248.10
18/05/2023	\$APINVCE	2010/01621674	BUNNINGS BUILDING SUPPLIES P/L	Ranger stores & materials	66.70
18/05/2023	\$APINVCE	2010/01811687	BUNNINGS BUILDING SUPPLIES P/L	Ranger stores & materials	24.18
18/05/2023	\$APINVCE	2438/01209577	BUNNINGS BUILDING SUPPLIES P/L	VARIOUS SITES - SUPPLY OF GENERAL HARDWA	118.00
18/05/2023	\$APINVCE	2404/01198281	BUNNINGS BUILDING SUPPLIES P/L	VARIOUS SITES - SUPPLY OF GENERAL HARDWA	39.22
Cheque/EFT Number 236492					1,540.00
18/05/2023	\$APINVCE	57061-60	The Trustee for Burgess Rawson WA Unit Trust t/as	Burgess Rawson Pty Ltd	1,540.00
Cheque/EFT Number 236493					3,237.75
18/05/2023	\$APINVCE	9428478932	AMPOL AUSTRALIA PETROLEUM PTY LTD	Diesel Fuel For City Watch Depot - Parks	3,237.75
Cheque/EFT Number 236494					550.00
18/05/2023	\$APINVCE	2023-04-30	Cameron Chisholm & Nicol (WA) Pty Ltd	Design Review Panel Sitting Fee PLEASE	550.00
Cheque/EFT Number 236495					1,375.00
CHAMBER OF COMMERCE & INDUSTRY OF WA INC					



Schedule of Accounts Paid - Municipal Fund
For the Period :01/05/2023-31/05/2023

Payment Date	Document Type	Invoice Number	Payee	Payment Details	Payment Amount
18/05/2023	\$APINVCE	447315	CHAMBER OF COMMERCE & INDUSTRY OF WA INC	Support for businesses within the City o	1,375.00
Cheque/EFT Number 236496					26,171.58
Choiceone Pty Ltd					
18/05/2023	\$APINVCE	A049759	Choiceone Pty Ltd	Agency staff	1,818.22
18/05/2023	\$APINVCE	A049882	Choiceone Pty Ltd	Choiceone recruitment- Labour hire to co	3,646.13
18/05/2023	\$APINVCE	A049880	Choiceone Pty Ltd	Temp Labour Hire - Waste and Cleaning Sa	476.44
18/05/2023	\$APINVCE	A049761	Choiceone Pty Ltd	Agency staff	1,363.67
18/05/2023	\$APINVCE	A049877	Choiceone Pty Ltd	Carpenters-Temporary Staff	2,323.07
18/05/2023	\$APINVCE	A049879	Choiceone Pty Ltd	Agency Assistant Cook to fill Thursday a	996.44
18/05/2023	\$APINVCE	A049881	Choiceone Pty Ltd	Temp Labour Hire - Waste and Cleaning Sa	8,204.07
18/05/2023	\$APINVCE	A049885	Choiceone Pty Ltd	Temp Labour Hire - Waste and Cleaning Sa	3,274.73
18/05/2023	\$APINVCE	A049883	Choiceone Pty Ltd	Agency Staff Civil Maintenance	1,518.53
18/05/2023	\$APINVCE	A049884	Choiceone Pty Ltd	Temporary Staff Civil Maintenance	2,550.28
Cheque/EFT Number 236497					42,805.85
CLASSIC TREE SERVICES					
18/05/2023	\$APINVCE	INV-38617	CLASSIC TREE SERVICES	Street Tree Pruning, Removal and Arboric	396.00
18/05/2023	\$APINVCE	INV-38480	CLASSIC TREE SERVICES	Street Tree Pruning, Removal and Arboric	534.88
18/05/2023	\$APINVCE	INV-38479	CLASSIC TREE SERVICES	Street Tree Pruning, Removal and Arboric	425.70
18/05/2023	\$APINVCE	INV-38472	CLASSIC TREE SERVICES	Street Tree Pruning, Removal and Arboric	434.50
18/05/2023	\$APINVCE	INV-38540	CLASSIC TREE SERVICES	Street Tree Pruning, Removal and Arboric	522.50
18/05/2023	\$APINVCE	INV-38670	CLASSIC TREE SERVICES	Street Tree Pruning, Removal and Arboric	7,623.00
18/05/2023	\$APINVCE	INV-38665	CLASSIC TREE SERVICES	Street Tree Pruning, Removal and Arboric	22,786.50
18/05/2023	\$APINVCE	INV-38543	CLASSIC TREE SERVICES	Street Tree Pruning, Removal and Arboric	554.40
18/05/2023	\$APINVCE	INV-38542	CLASSIC TREE SERVICES	Street Tree Pruning, Removal and Arboric	143.00
18/05/2023	\$APINVCE	INV-38544	CLASSIC TREE SERVICES	Street Tree Pruning, Removal and Arboric	554.40
18/05/2023	\$APINVCE	INV-38663	CLASSIC TREE SERVICES	Street Tree Pruning, Removal and Arboric	1,278.75
18/05/2023	\$APINVCE	INV-38616	CLASSIC TREE SERVICES	Street Tree Pruning, Removal and Arboric	277.20
18/05/2023	\$APINVCE	INV-38615	CLASSIC TREE SERVICES	Street Tree Pruning, Removal and Arboric	423.50
18/05/2023	\$APINVCE	INV-38620	CLASSIC TREE SERVICES	Street Tree Pruning, Removal and Arboric	1,232.00
18/05/2023	\$APINVCE	INV-38614	CLASSIC TREE SERVICES	Street Tree Pruning, Removal and Arboric	4,145.90
18/05/2023	\$APINVCE	INV-38549	CLASSIC TREE SERVICES	Street Tree Pruning, Removal and Arboric	364.82
18/05/2023	\$APINVCE	INV-38545	CLASSIC TREE SERVICES	Street Tree Pruning, Removal and Arboric	1,108.80
Cheque/EFT Number 236498					7,310.16
Coates Hire Operations Pty Limited					
18/05/2023	\$APINVCE	22335733	Coates Hire Operations Pty Limited	Concert Hall temp propping hire at DPLH	7,310.16
Cheque/EFT Number 236499					253.80
LANDGATE					
18/05/2023	\$APINVCE	1280292	LANDGATE	Landgate Enquiries 2022/2023	197.40
18/05/2023	\$APINVCE	1281955	LANDGATE	Interims, Titles, EAS2, (Rates)	56.40
Cheque/EFT Number 236500					670,025.00
DEPUTY COMMISSIONER OF TAXATION					
18/05/2023	\$HRPAYJNL	F 5/05/2023	DEPUTY COMMISSIONER OF TAXATION	HELP	17,774.00
18/05/2023	\$HRPAYJNL	F 5/05/2023	DEPUTY COMMISSIONER OF TAXATION	Withholding Tax (PAYG)	522,511.00
18/05/2023	\$HRPAYJNL	F 5/05/2023	DEPUTY COMMISSIONER OF TAXATION	ETP Tax (Code O)	151.00
18/05/2023	\$HRPAYJNL	F 5/05/2023	DEPUTY COMMISSIONER OF TAXATION	Extra Tax	26.00
18/05/2023	\$HRPAYJNL	F 5/05/2023	DEPUTY COMMISSIONER OF TAXATION	Withholding Tax (PAYG)	19,754.00
18/05/2023	\$HRPAYJNL	EF 5/05/2023	DEPUTY COMMISSIONER OF TAXATION	HELP	1,620.00
18/05/2023	\$HRPAYJNL	EF 5/05/2023	DEPUTY COMMISSIONER OF TAXATION	Extra Tax	1,769.00
18/05/2023	\$HRPAYJNL	F 5/05/2023	DEPUTY COMMISSIONER OF TAXATION	Extra Tax	5,280.00
18/05/2023	\$HRPAYJNL	EF 5/05/2023	DEPUTY COMMISSIONER OF TAXATION	Withholding Tax (PAYG)	101,140.00
Cheque/EFT Number 236501					7,559.16
Drake Australia Pty Ltd					
18/05/2023	\$APINVCE	504164	Drake Australia Pty Ltd	2 x Mechanic Labour Hire - 38Hrs W/E - 2	3,748.21
18/05/2023	\$APINVCE	504163	Drake Australia Pty Ltd	2 x Mechanic Labour Hire - 38Hrs W/E - 2	3,810.95
Cheque/EFT Number 236502					60.36
THE TRUSTEE FOR ILLION AUSTRALIA UNIT TRUST T/AS MILTON GRAH MILTON GRAHAM					
18/05/2023	\$APINVCE	RCC001047	THE TRUSTEE FOR ILLION AUSTRALIA UNIT TRUST T/	Debt Collection for overdue items from L	60.36
Cheque/EFT Number 236503					22,936.85
Ellenby Tree Farm Pty Ltd					
18/05/2023	\$APINVCE	33109	Ellenby Tree Farm Pty Ltd	Park Tree Planting Opportunities: Ozone	3,088.50
18/05/2023	\$APINVCE	33118	Ellenby Tree Farm Pty Ltd	Tree Supply and delivery - Quote 38204	8,258.80
18/05/2023	\$APINVCE	33111	Ellenby Tree Farm Pty Ltd	Park Tree Planting Opportunities: Ozone	6,003.50
18/05/2023	\$APINVCE	33110	Ellenby Tree Farm Pty Ltd	Park Tree Planting Opportunities: Ozone	3,447.10
18/05/2023	\$APINVCE	33066	Ellenby Tree Farm Pty Ltd	Roe St Enhancement Project Trees x 243 u	2,138.95
Cheque/EFT Number 236504					422.28
FARINOSI & SONS PTY LTD					
18/05/2023	\$APINVCE	11096647	FARINOSI & SONS PTY LTD	VARIOUS SITES - SUPPLY OF MINOR HARDWARE	44.23
18/05/2023	\$APINVCE	11096190	FARINOSI & SONS PTY LTD	Carpenters stores & materials for MSM Pr	320.94
18/05/2023	\$APINVCE	11096582	FARINOSI & SONS PTY LTD	VARIOUS SITES - SUPPLY OF MINOR HARDWARE	39.20
18/05/2023	\$APINVCE	11096621	FARINOSI & SONS PTY LTD	VARIOUS SITES - SUPPLY OF MINOR HARDWARE	17.91
Cheque/EFT Number 236505					174.35
STRATAGREEN					
18/05/2023	\$APINVCE	154095	STRATAGREEN	Tools	174.35
Cheque/EFT Number 236506					25,409.85
HAYS PERSONNEL SERVICES (AUST) PTY LTD					
18/05/2023	\$APINVCE	51590825	HAYS PERSONNEL SERVICES (AUST) PTY LTD	Temporary ICT Project Officer - 3 months	11,451.43
18/05/2023	\$APINVCE	51592785	HAYS PERSONNEL SERVICES (AUST) PTY LTD	Temp Labour Hire - Waste and Cleaning Sa	336.49



Schedule of Accounts Paid - Municipal Fund
For the Period :01/05/2023-31/05/2023

Payment Date	Document Type	Invoice Number	Payee	Payment Details	Payment Amount
18/05/2023	\$APINVCE	51590824	HAYS PERSONNEL SERVICES (AUST) PTY LTD	Contract Marketing (via Hays) - January	9,939.15
18/05/2023	\$APINVCE	51592783	HAYS PERSONNEL SERVICES (AUST) PTY LTD	Temp Labour Hire - Waste and Cleaning Sa	1,951.62
18/05/2023	\$APINVCE	51592786	HAYS PERSONNEL SERVICES (AUST) PTY LTD	Temp Labour Hire - Waste and Cleaning Sa	1,731.16
Cheque/EFT Number 236507 Hocking Planning and Architecture Pty Ltd t/as Hocking Heritage & Architecture					2,402.40
18/05/2023	\$APINVCE	INV-4525	Hocking Planning and Architecture Pty Ltd t/as Hocki Langley Park Pumping Station Heritage Co		2,402.40
Cheque/EFT Number 236508 HYDROJET					2,673.00
18/05/2023	\$APINVCE	8628	HYDROJET	30x Eco Graffiti remover	2,079.00
18/05/2023	\$APINVCE	8627	HYDROJET	Graffiti remover Feltpen fadeout	594.00
Cheque/EFT Number 236509 JOHN TIERNEY					2,322.00
18/05/2023	\$APINVCE	00001864	JOHN TIERNEY	Rangers vehicle cleaning 22/23 FY	540.00
18/05/2023	\$APINVCE	00001863	JOHN TIERNEY	Parking Officer Patrol Car Cleaning 22/2	1,242.00
18/05/2023	\$APINVCE	00001865	JOHN TIERNEY	Car Cleaning for Technical Services VW v	540.00
Cheque/EFT Number 236510 KELYN TRAINING SERVICES					2,700.00
18/05/2023	\$APINVCE	00031960	KELYN TRAINING SERVICES	S Wrigglesworth BWTM	450.00
18/05/2023	\$APINVCE	00031963	KELYN TRAINING SERVICES	Civil Maintenance - Traffic Management T	900.00
18/05/2023	\$APINVCE	00031965	KELYN TRAINING SERVICES	Civil Maintenance - Traffic Management T	900.00
18/05/2023	\$APINVCE	00031953	KELYN TRAINING SERVICES	Basic Worksite Traffic Management (BTWM)	450.00
Cheque/EFT Number 236511 KENNARDS HIRE NORTH PERTH					314.60
18/05/2023	\$APINVCE	24941608	KENNARDS HIRE NORTH PERTH	Single quote as per purchasing policy	314.60
Cheque/EFT Number 236512 BUCHER MUNICIPAL PTY LTD					355.87
18/05/2023	\$APINVCE	1062879	BUCHER MUNICIPAL PTY LTD	Roller Kit for Bin Lifter EXT Arm on Vol	355.87
Cheque/EFT Number 236513 Magnetic Automation Pty Ltd t/as Hub Parking Technology					6,283.66
18/05/2023	\$APINVCE	44322	Magnetic Automation Pty Ltd t/as Hub Parking Techr Magnetic - Datapark Equipment & Systems		6,283.66
Cheque/EFT Number 236514 MINDARIE REGIONAL COUNCIL					85,308.82
18/05/2023	\$APINVCE	SINV-046935	MINDARIE REGIONAL COUNCIL	Provision of Landfill Tipping - 2022/23	35,271.91
18/05/2023	\$APINVCE	SINV-047058	MINDARIE REGIONAL COUNCIL	Provision of Landfill Tipping - 2022/23	12,862.12
18/05/2023	\$APINVCE	SINV-047027	MINDARIE REGIONAL COUNCIL	Provision of Landfill Tipping - 2022/23	37,174.79
Cheque/EFT Number 236515 NDY Management Pty Ltd t/as Norman Disney & Young					5,250.30
18/05/2023	\$APINVCE	60418113	NDY Management Pty Ltd t/as Norman Disney & YouLoading Dock Labyrinth Pump Room – Servi		5,250.30
Cheque/EFT Number 236516 NOVA NEWSAGENCY					779.67
18/05/2023	\$APINVCE	2655	NOVA NEWSAGENCY	Supply of magazines & newspapers	779.67
Cheque/EFT Number 236517 Prepress Skills Centre ATF Prepress Skills Centre Unit Trust					984.50
18/05/2023	\$APINVCE	00007689	Prepress Skills Centre ATF Prepress Skills Centre Unit Professional Development	not to sent t	984.50
Cheque/EFT Number 236518 Property Council of Australia					1,980.00
18/05/2023	\$APINVCE	10003248	Property Council of Australia	Property Council - Perth's Crowning Jew	1,650.00
18/05/2023	\$APINVCE	10002409	Property Council of Australia	Professional Development Registration	330.00
Cheque/EFT Number 236519 ROYAL BUSINESS PRODUCTS					5,857.50
18/05/2023	\$APINVCE	008463	ROYAL BUSINESS PRODUCTS	150 x LTO6 Fuji tapes (required for back	5,857.50
Cheque/EFT Number 236520 RSEA PTY LTD					1,155.68
18/05/2023	\$APINVCE	14482640	RSEA PTY LTD	5 in 1 Raincoat - WAC	104.96
18/05/2023	\$APINVCE	14491876	RSEA PTY LTD	Employee Safety Boots	137.50
18/05/2023	\$APINVCE	14495887	RSEA PTY LTD	60x pairs Nitrile Gloves XL	33.26
18/05/2023	\$APINVCE	14484141	RSEA PTY LTD	FM Team - Safety Boots FY2022/2023 Ple	153.96
18/05/2023	\$APINVCE	14492903	RSEA PTY LTD	FM Team - Safety Boots FY2022/2023 Ple	137.50
18/05/2023	\$APINVCE	14495452	RSEA PTY LTD	New safety boots	137.50
18/05/2023	\$APINVCE	13832188	RSEA PTY LTD	Safety Clothing for CDS Team	451.00
Cheque/EFT Number 236521 St John Ambulance Australia					313.50
18/05/2023	\$APINVCE	EHSINV000954798	St John Ambulance Australia	First Aid services - Music In The Park -	313.50
Cheque/EFT Number 236522 Scarboro Motors Pty Ltd t/as Scarboro Toyota					227.07
18/05/2023	\$APINVCE	PI23224085	Scarboro Motors Pty Ltd t/as Scarboro Toyota	Front Bumper Cover for Parks UTE	227.07
Cheque/EFT Number 236523 CSP GROUP PTY LTD T/AS STIHL SHOP OSBORNE PARK					1,167.60
18/05/2023	\$APINVCE	76395	CSP GROUP PTY LTD T/AS STIHL SHOP OSBORNE PAR	General Servicing of Minor Plant - EG -	216.65
18/05/2023	\$APINVCE	76337	CSP GROUP PTY LTD T/AS STIHL SHOP OSBORNE PAR	General Servicing of Minor Plant - EG -	333.55
18/05/2023	\$APINVCE	76334	CSP GROUP PTY LTD T/AS STIHL SHOP OSBORNE PAR	General Servicing of Minor Plant - EG -	206.40
18/05/2023	\$APINVCE	76332	CSP GROUP PTY LTD T/AS STIHL SHOP OSBORNE PAR	General Servicing of Minor Plant - EG -	239.20
18/05/2023	\$APINVCE	46488	CSP GROUP PTY LTD T/AS STIHL SHOP OSBORNE PAR	General Servicing of Minor Plant - EG -	121.80
18/05/2023	\$APINVCE	76394	CSP GROUP PTY LTD T/AS STIHL SHOP OSBORNE PAR	General Servicing of Minor Plant - EG -	50.00
Cheque/EFT Number 236524 STRUT SPECIALISTS					176.00
18/05/2023	\$APINVCE	00105322	STRUT SPECIALISTS	Rear Door Hopper Gas Strut	176.00
Cheque/EFT Number 236525 Sunny Sign Company Pty Ltd					2,978.25
18/05/2023	\$APINVCE	497392	Sunny Sign Company Pty Ltd	Road Cones & Bars	2,978.25
Cheque/EFT Number 236526 WATERLOGIC AUSTRALIA PTY LTD					68.99
18/05/2023	\$APINVCE	CD-3527884	WATERLOGIC AUSTRALIA PTY LTD	Maintenance and hire of water cooler in	68.99
Cheque/EFT Number 236527 Performing Arts Centre Society Inc - The Blue Room Theatre					640.00
18/05/2023	\$APINVCE	1969	Performing Arts Centre Society Inc - The Blue Room	Blue Room Rental - Sunday April 30 2023	640.00
Cheque/EFT Number 236528 TOTAL EDEN PTY LTD T/AS Nutrien Water					3,901.43



Schedule of Accounts Paid - Municipal Fund
For the Period :01/05/2023-31/05/2023

Payment Date	Document Type	Invoice Number	Payee	Payment Details	Payment Amount
18/05/2023	\$APINVCE	412649700	TOTAL EDEN PTY LTD T/AS Nutrien Water	Adaptor Poly 20mm M&F	308.00
18/05/2023	\$APINVCE	412649248	TOTAL EDEN PTY LTD T/AS Nutrien Water	Round & 14/19 Valve Boxes irrigation	768.06
18/05/2023	\$APINVCE	412644935	TOTAL EDEN PTY LTD T/AS Nutrien Water	Thread tape, Sprinklers & Nozzles	2,825.37
Cheque/EFT Number 236529 Ultimo Catering & Events Pty Ltd					4,158.12
18/05/2023	\$APINVCE	00419204	Ultimo Catering & Events Pty Ltd	COP catering Food supplies ULTIMO	188.98
18/05/2023	\$APINVCE	00418946	Ultimo Catering & Events Pty Ltd	COP catering Food supplies ULTIMO	3,566.20
18/05/2023	\$APINVCE	00419069	Ultimo Catering & Events Pty Ltd	COP catering Food supplies ULTIMO	101.20
18/05/2023	\$APINVCE	00419068	Ultimo Catering & Events Pty Ltd	COP catering Food supplies ULTIMO	301.74
Cheque/EFT Number 236530 VIZCOM TECHNOLOGIES					3,536.67
18/05/2023	\$APINVCE	26554	VIZCOM TECHNOLOGIES	Repairs to Video Wall, including call ou	3,536.67
Cheque/EFT Number 236531 THE WESTERN AUSTRALIAN DEAF SOCIETY INC T/AS ACCESS PLUS WA					1,056.38
18/05/2023	\$APINVCE	81406	THE WESTERN AUSTRALIAN DEAF SOCIETY INC T/AS	Interpretation for West Perth Local guid	390.40
18/05/2023	\$APINVCE	81491	THE WESTERN AUSTRALIAN DEAF SOCIETY INC T/AS	Auslan interpretation for Haka for Life	665.98
Cheque/EFT Number 236532 WA SYMPHONY ORCHESTRA					55,000.00
18/05/2023	\$APINVCE	302194	WA SYMPHONY ORCHESTRA	Arts and Culture Sponsorship 2022/23 WAS	55,000.00
Cheque/EFT Number 236533 STEFNA FAMILY TRUST T/AS WEST TIP WASTE MANAGEMENT					81,728.85
18/05/2023	\$APINVCE	00070999	STEFNA FAMILY TRUST T/AS WEST TIP WASTE MANA	West Tip to provide bulk verge waste col	81,728.85
Cheque/EFT Number 236534 WH Location Services Pty Ltd t/as Abaxa					88,797.50
18/05/2023	\$APINVCE	SIN015548	WH Location Services Pty Ltd t/as Abaxa	Survey investigations and installation o	88,022.00
18/05/2023	\$APINVCE	SIN015593	WH Location Services Pty Ltd t/as Abaxa	Abaxa to check services in Brook street	775.50
Cheque/EFT Number 236535 DOWNER EDI WORKS					8,082.14
18/05/2023	\$APINVCE	734330	DOWNER EDI WORKS	Decorative Lighting Upgrade - TMP design	935.00
18/05/2023	\$APINVCE	6014883	DOWNER EDI WORKS	Wellington St including intersection	3,012.57
18/05/2023	\$APINVCE	6014867	DOWNER EDI WORKS	Kings Park Rd Resurfacing Works Kings P	3,012.57
18/05/2023	\$APINVCE	728457	DOWNER EDI WORKS	Crawley Lighting - DM Roads - TMP Design	1,122.00
Cheque/EFT Number 236536 Butler Interiors					64.00
18/05/2023	\$APINVCE	56744	Butler Interiors	Refund Overpayment - Butler Interiors	64.00
Cheque/EFT Number 236537 Daniel Kinch					150.00
18/05/2023	\$APINVCE	05052023	Daniel Kinch	Healthy Life Style - Daniel Kinch	150.00
Cheque/EFT Number 236538 Joshua Tapscott					36.52
18/05/2023	\$APINVCE	040523	Joshua Tapscott	Permit Cancellation	36.52
Cheque/EFT Number 236539 Victorian Women's Trust					1,211.80
18/05/2023	\$APINVCE	37471	Victorian Women's Trust	Bond Refund -Town Hall-Victorian Women's	1,211.80
Cheque/EFT Number 236540 Kym Andrews					1,000.00
18/05/2023	\$APINVCE	35208	Kym Andrews	Bond Refund -Perth Town Hall -K Andrews	1,000.00
Cheque/EFT Number 236541 Terry Kirsten Arnold					150.00
18/05/2023	\$APINVCE	TARNOLD	Terry Kirsten Arnold	Healthy Life Style - Terry Arnold	150.00
Cheque/EFT Number 236542 Vincent Bao					150.00
18/05/2023	\$APINVCE	VBAO1505	Vincent Bao	Healthy Life Style - Vincent Bao	150.00
Cheque/EFT Number 236543 Craig Best					150.00
18/05/2023	\$APINVCE	CBEST1505	Craig Best	Healthy Life Style - Craig Best	150.00
Cheque/EFT Number 236544 Geoff Baily					149.99
18/05/2023	\$APINVCE	GBAILY1505	Geoff Baily	Healthy Life Style - Geoff Baily	149.99
Cheque/EFT Number 236545 Charles Jones					85.00
18/05/2023	\$APINVCE	CJONES1505	Charles Jones	Waived vehicle release payment - C Jones	85.00
Cheque/EFT Number 236546 Penelope Pepprell-Fletcher					731.80
18/05/2023	\$APINVCE	92375/23	Penelope Pepprell-Fletcher	Refund Rates 22/23-U 34/190 Hay St	731.80
Cheque/EFT Number 236547 Lesley Chiswell					61.90
18/05/2023	\$APINVCE	01126951	Lesley Chiswell	Refund-parking card / deposit	61.90
Cheque/EFT Number 236548 Donna Christie					114.00
18/05/2023	\$APINVCE	160523DC	Donna Christie	Healthy Lifestyle - Donna Chistie	114.00
Cheque/EFT Number 236549 A Hayes					110,000.00
18/05/2023	\$APINVCE	2022/277	A Hayes	Bond Refund- Contemporary Music event23	110,000.00
Cheque/EFT Number 236550 Constructive Building Consultants					171.65
18/05/2023	\$APINVCE	2023/301	Constructive Building Consultants	Incorrect application-1020 Wellington St	171.65
Cheque/EFT Number 236551 E Awa					1,875.00
18/05/2023	\$APINVCE	2023/61	E Awa	Refund Fee -The Ozone Reserve venue hire	1,875.00
Cheque/EFT Number 236552 Sally Nagy					150.00
18/05/2023	\$APINVCE	160523SN	Sally Nagy	Healthy Life Style - S Nagy	150.00
Cheque/EFT Number 236553 Mieke Wevers					150.00
18/05/2023	\$APINVCE	160523MW	Mieke Wevers	Healthy Life Style - Mieke Wevers	150.00
Cheque/EFT Number 236554 Gurdeep Singh					150.00
18/05/2023	\$APINVCE	160523GS	Gurdeep Singh	Healthy Life Style - Gurdeep Singh	150.00
Cheque/EFT Number 236555 HallMarc National Projects					20,900.00
18/05/2023	\$APINVCE	HG-2023/6	HallMarc National Projects	Bond Refund-227 Murray Street Mall,PERTH	20,900.00
Cheque/EFT Number 236556 Shop Distributive & Allied Employees Ass					1,266.00



Schedule of Accounts Paid - Municipal Fund
For the Period :01/05/2023-31/05/2023

Payment Date	Document Type	Invoice Number	Payee	Payment Details	Payment Amount
18/05/2023	\$APINVCE	37561	Shop Distributive & Allied Employees Ass	Bond Refund-Town Hall-Shop Distributive	1,266.00
Cheque/EFT Number 236557					150.00
18/05/2023	\$APINVCE	170523MLDL	Michael Luke De Luce	Healthy Life Style - M De Luce	150.00
Cheque/EFT Number 236558					41,181.55
22/05/2023	\$APINVCE	83780118628-0523	DEPUTY COMMISSIONER OF TAXATION (BAS)	FBT Payable 2022-23	41,181.55
Cheque/EFT Number 236559					20,000.00
25/05/2023	\$APINVCE	01070936	CT15 PTY LTD	Float Requirements For Cash Redemption M	20,000.00
Cheque/EFT Number 236560					33,000.00
25/05/2023	\$APINVCE	008995	HBF HEALTH LTD	Event Sponsorship 2021/22 Round 1 - HBF	22,000.00
25/05/2023	\$APINVCE	009000	HBF HEALTH LTD	Event Sponsorship 2021/22 Round 1 - HBF	11,000.00
Cheque/EFT Number 236561					2,475.00
25/05/2023	\$APINVCE	706846	JG Abberton & Others t/as Lavan	Legal advice - Local Government Unsolici	2,475.00
Cheque/EFT Number 236562					4,922.03
25/05/2023	\$APINVCE	I59120203.PER	BIDFOOD WA PTY LTD	Food and beverage supplies for Community	1,169.47
25/05/2023	\$APINVCE	I59047802.PER	BIDFOOD WA PTY LTD	Food and beverage supplies for Community	1,427.11
25/05/2023	\$APINVCE	I59003153.PER	BIDFOOD WA PTY LTD	Food and beverage supplies for Community	1,376.15
25/05/2023	\$APINVCE	I59076490.PER	BIDFOOD WA PTY LTD	Food and beverage supplies for Community	949.30
Cheque/EFT Number 236563					169.95
25/05/2023	\$APINVCE	R121105489	CITY TOYOTA	Registration costs for replacement vehic	169.95
Cheque/EFT Number 236564					1,987.33
25/05/2023	\$APINVCE	AUD176176	IRON MOUNTAIN AUSTRALIA GROUP PTY LTD	Storage & Courier Costs 22 23	1,987.33
Cheque/EFT Number 236565					8,596.28
25/05/2023	\$APINVCE	00164324	ADVANCED TRAFFIC MANAGEMENT	Traffic Management Implementation - ATM	6,722.52
25/05/2023	\$APINVCE	00165782	ADVANCED TRAFFIC MANAGEMENT	Provide Traffic Management	1,379.38
25/05/2023	\$APINVCE	00165197	ADVANCED TRAFFIC MANAGEMENT	Traffic management plans and set ups in	494.38
Cheque/EFT Number 236566					852.00
25/05/2023	\$APINVCE	46168032	NESPRESSO	Depot Nespresso Coffee Pods	852.00
Cheque/EFT Number 236567					640,696.01
25/05/2023	\$APINVCE	SIN000115354	DATA 3	Year 1 Microsoft On-Premise and Online	486,907.84
25/05/2023	\$APINVCE	SIN000114833	DATA 3	Year 1 Microsoft On-Premise and Online	153,788.17
Cheque/EFT Number 236568					652.30
25/05/2023	\$APINVCE	122574	ROSMECH SALES AND SERVICE PTY LTD	Drive Plate for Large Road Sweeper	652.30
Cheque/EFT Number 236569					495.86
25/05/2023	\$APINVCE	186106023	Higgins Coatings Pty Ltd	Unplanned Graffiti Removal & Painting Se	235.95
25/05/2023	\$APINVCE	186107341	Higgins Coatings Pty Ltd	Unplanned Graffiti Removal & Painting Se	259.91
Cheque/EFT Number 236570					2,544.60
25/05/2023	\$APINVCE	335636	WESTBOOKS	Supply of Fiction & Non-Fiction Books	889.21
25/05/2023	\$APINVCE	335584	WESTBOOKS	Supply of Fiction & Non-Fiction Books	571.60
25/05/2023	\$APINVCE	335586	WESTBOOKS	Supply of Fiction & Non-Fiction Books	230.90
25/05/2023	\$APINVCE	335585	WESTBOOKS	Supply of Fiction & Non-Fiction Books	852.89
Cheque/EFT Number 236571					7,731.90
25/05/2023	\$APINVCE	8060008115	TK Elevator Australia Pty Ltd	Regal Place CP - Lift Consultancy Items	7,140.10
25/05/2023	\$APINVCE	8067192197	TK Elevator Australia Pty Ltd	Vertical Transportation Reactive Mainten	260.39
25/05/2023	\$APINVCE	8067192208	TK Elevator Australia Pty Ltd	Vertical Transportation Reactive Mainten	331.41
Cheque/EFT Number 236572					63.85
25/05/2023	\$APINVCE	232004048	ALINTA SALES PTY LTD	Perth Town Hal	63.85
Cheque/EFT Number 236573					10,523.06
25/05/2023	\$APINVCE	00002276	MENCHETTI CONSOLIDATED PTY LTD T/AS MG GROUP WA	Stirling Garden Tree Root Bridges and As	10,523.06
Cheque/EFT Number 236574					5,184.88
25/05/2023	\$APINVCE	INV-16161	The trustee for Taborda Trading Trust Taborda Contracting	Taborda Contr Taborda Contracting to provide traffic m	5,184.88
Cheque/EFT Number 236575					377,036.83
25/05/2023	\$APINVCE	300427	ACCESS BRICKPAVING CO	Purchase requisition for Mounts Bay Road	330,696.26
25/05/2023	\$APINVCE	300435	ACCESS BRICKPAVING CO	Mill St - Pram Ramps and Traffic Islands	33,435.67
25/05/2023	\$APINVCE	50525	ACCESS BRICKPAVING CO	Precast retaining wall installation.	12,904.90
Cheque/EFT Number 236576					642.06
25/05/2023	\$APINVCE	V2930	UNIVERSAL MEDICAL SUPPLIES	Podiatry supplies from Universal Medical	642.06
Cheque/EFT Number 236577					427.90
25/05/2023	\$APINVCE	2919853	SONIC HEALTHPLUS PTY LTD	Drug & Alcohol testing	427.90
Cheque/EFT Number 236578					38,899.51
25/05/2023	\$APINVCE	00015786E	EOS ELECTRICAL	Contract No 100697 Carparks Lighting Upg	38,899.51
Cheque/EFT Number 236579					15,901.08
25/05/2023	\$APINVCE	4796564	JAMES BENNETT PTY LTD	Press Reader online resources - Newspaper	15,901.08
Cheque/EFT Number 236580					53,087.12
25/05/2023	\$APINVCE	00010537	The GP Trust t/as Antiskid Industries	Citiplace Concourse Flooring Repair Proj	53,087.12
Cheque/EFT Number 236581					772.75
25/05/2023	\$APINVCE	1-00046085	Forch Australia Pty Ltd	Large Disposal Gloves - Workshop Consuma	772.75



Schedule of Accounts Paid - Municipal Fund
For the Period :01/05/2023-31/05/2023

Payment Date	Document Type	Invoice Number	Payee	Payment Details	Payment Amount
Cheque/EFT Number 236582					7,518.50
25/05/2023	\$APINVCE	128299	SILVERSPRING TRUST T/AS TJ DEPIAZZI & SONS	Mulch	7,518.50
Cheque/EFT Number 236583					18,931.00
25/05/2023	\$APINVCE	109245	EWCS Unit Trust t/as Enviro Sweep	Planned Car Park Sweeping for FY22/23 as	18,931.00
Cheque/EFT Number 236584					948.00
25/05/2023	\$APINVCE	INV-35164	CBD COLLEGE P/L	1 x First Aid Training, 8 x CPR Training	69.00
25/05/2023	\$APINVCE	INV-35168	CBD COLLEGE P/L	1 x First Aid Training, 8 x CPR Training	69.00
25/05/2023	\$APINVCE	INV-35316	CBD COLLEGE P/L	1 x First Aid Training, 8 x CPR Training	60.00
25/05/2023	\$APINVCE	INV-35275	CBD COLLEGE P/L	CPR Refresher training x 3 Surveillance	207.00
25/05/2023	\$APINVCE	INV-35250	CBD COLLEGE P/L	1 x First Aid Training, 8 x CPR Training	414.00
25/05/2023	\$APINVCE	INV-35249	CBD COLLEGE P/L	1 x First Aid Training, 8 x CPR Training	129.00
Cheque/EFT Number 236585					6,986.10
25/05/2023	\$APINVCE	467649	Sydel Nominees t/as Imagesource Digital Solution	3 X VINYL SIGNS FOR PERTH TOWN HALL LEST	2,337.50
25/05/2023	\$APINVCE	467029	Sydel Nominees t/as Imagesource Digital Solution	LARGE COREFLUTES FOR TEMP JAMES ST 15 MI	3,184.50
25/05/2023	\$APINVCE	467575	Sydel Nominees t/as Imagesource Digital Solution	Reserved bay sign	50.60
25/05/2023	\$APINVCE	467028	Sydel Nominees t/as Imagesource Digital Solution	Pier St Car Park	1,094.50
25/05/2023	\$APINVCE	467407	Sydel Nominees t/as Imagesource Digital Solution	Christmas Lights Trail & City of Lights	319.00
Cheque/EFT Number 236586					10,060.86
25/05/2023	\$APINVCE	3030486	GJK FACILITY SERVICES	VARIOUS SITES - UNPLANNED MAINTENANCE -	283.40
25/05/2023	\$APINVCE	3029220	GJK FACILITY SERVICES	VARIOUS SITES - UNPLANNED MAINTENANCE -	283.40
25/05/2023	\$APINVCE	3029221	GJK FACILITY SERVICES	VARIOUS SITES - UNPLANNED MAINTENANCE -	283.40
25/05/2023	\$APINVCE	3029065	GJK FACILITY SERVICES	VARIOUS SITES - UNPLANNED MAINTENANCE -	229.94
25/05/2023	\$APINVCE	3029067	GJK FACILITY SERVICES	VARIOUS SITES - UNPLANNED MAINTENANCE -	117.63
25/05/2023	\$APINVCE	3029801	GJK FACILITY SERVICES	VARIOUS SITES - CONSUMABLES - 2022/23 FI	5,389.60
25/05/2023	\$APINVCE	3027111	GJK FACILITY SERVICES	VARIOUS SITES - CONSUMABLES - 2022/23 FI	3,190.09
25/05/2023	\$APINVCE	3029399	GJK FACILITY SERVICES	VARIOUS SITES - UNPLANNED MAINTENANCE -	283.40
Cheque/EFT Number 236587					286,278.81
25/05/2023	\$APINVCE	INV-11314-W9D7S8	SURUN SERVICES PTY LTD	2022/23 electrical maintenance requireme	387.31
25/05/2023	\$APINVCE	INV-11303-R1Q8V4	SURUN SERVICES PTY LTD	2022/23 electrical maintenance requireme	191.40
25/05/2023	\$APINVCE	INV-11256-C7V9J5	SURUN SERVICES PTY LTD	2022/23 electrical maintenance requireme	857.80
25/05/2023	\$APINVCE	INV-11270-F0Z1F8	SURUN SERVICES PTY LTD	2022/23 electrical maintenance requireme	432.26
25/05/2023	\$APINVCE	INV-11315-J2J7C1	SURUN SERVICES PTY LTD	2022/23 electrical maintenance requireme	625.13
25/05/2023	\$APINVCE	INV-11298-H3G2W8	SURUN SERVICES PTY LTD	2022/23 electrical maintenance requireme	226.38
25/05/2023	\$APINVCE	INV-11294-J0J3W5	SURUN SERVICES PTY LTD	2022/23 electrical maintenance requireme	145.53
25/05/2023	\$APINVCE	INV-11255-P1M4D1	SURUN SERVICES PTY LTD	2022/23 electrical maintenance requireme	270.16
25/05/2023	\$APINVCE	INV-11293-S2L6C8	SURUN SERVICES PTY LTD	2022/23 electrical maintenance requireme	145.53
25/05/2023	\$APINVCE	INV-11283-Y7F1T8	SURUN SERVICES PTY LTD	2022/23 electrical maintenance requireme	193.05
25/05/2023	\$APINVCE	INV-11329-D0H6R2	SURUN SERVICES PTY LTD	2022/23 electrical maintenance requireme	300.08
25/05/2023	\$APINVCE	INV-11359-Z2K2B8	SURUN SERVICES PTY LTD	2022/23 electrical maintenance requireme	1,759.62
25/05/2023	\$APINVCE	INV-11333-B4G1D4	SURUN SERVICES PTY LTD	2022/23 electrical maintenance requireme	226.38
25/05/2023	\$APINVCE	INV-11327-D3Q6L6	SURUN SERVICES PTY LTD	2022/23 electrical maintenance requireme	595.43
25/05/2023	\$APINVCE	INV-11335-X4H2J0	SURUN SERVICES PTY LTD	2022/23 electrical maintenance requireme	600.60
25/05/2023	\$APINVCE	INV-11326-S6X7M5	SURUN SERVICES PTY LTD	2022/23 electrical maintenance requireme	193.05
25/05/2023	\$APINVCE	INV-11360-D3S8Q9	SURUN SERVICES PTY LTD	2022/23 electrical maintenance requireme	2,500.08
25/05/2023	\$APINVCE	INV-11328-T7J2H6	SURUN SERVICES PTY LTD	2022/23 electrical maintenance requireme	226.38
25/05/2023	\$APINVCE	INV-11241-J8X7C9	SURUN SERVICES PTY LTD	2022/23 electrical maintenance requireme	1,210.09
25/05/2023	\$APINVCE	INV-11252-W0T4Y4	SURUN SERVICES PTY LTD	2022/23 electrical maintenance requireme	1,565.40
25/05/2023	\$APINVCE	INV-11334-S0K4F1	SURUN SERVICES PTY LTD	2022/23 electrical maintenance requireme	223.85
25/05/2023	\$APINVCE	INV-11224-F4M2Y9	SURUN SERVICES PTY LTD	2022/23 electrical maintenance requireme	1,902.84
25/05/2023	\$APINVCE	INV-11332-S9P7H6	SURUN SERVICES PTY LTD	2022/23 electrical maintenance requireme	436.70
25/05/2023	\$APINVCE	INV-11199-V0M6Z2	SURUN SERVICES PTY LTD	2022/23 electrical maintenance requireme	1,705.00
25/05/2023	\$APINVCE	INV-11239-K6K0F9	SURUN SERVICES PTY LTD	2022/23 electrical maintenance requireme	156.97
25/05/2023	\$APINVCE	INV-11235-R8P9M0	SURUN SERVICES PTY LTD	2022/23 electrical maintenance requireme	440.33
25/05/2023	\$APINVCE	INV-11248-K3H9P2	SURUN SERVICES PTY LTD	2022/23 electrical maintenance requireme	396.99
25/05/2023	\$APINVCE	INV-11202-J2R3K2	SURUN SERVICES PTY LTD	2022/23 electrical maintenance requireme	1,705.00
25/05/2023	\$APINVCE	INV-11200-W2L5P4	SURUN SERVICES PTY LTD	2022/23 electrical maintenance requireme	1,705.00
25/05/2023	\$APINVCE	INV-11249-W1H0T8	SURUN SERVICES PTY LTD	2022/23 electrical maintenance requireme	440.33
25/05/2023	\$APINVCE	INV-11242-Q7D2H7	SURUN SERVICES PTY LTD	2022/23 electrical maintenance requireme	649.44
25/05/2023	\$APINVCE	INV-11236-H0C2W0	SURUN SERVICES PTY LTD	2022/23 electrical maintenance requireme	310.97
25/05/2023	\$APINVCE	INV-11234-P1P7Q3	SURUN SERVICES PTY LTD	2022/23 electrical maintenance requireme	623.32
25/05/2023	\$APINVCE	INV-11253-Z0L4Z3	SURUN SERVICES PTY LTD	2022/23 electrical maintenance requireme	235.95
25/05/2023	\$APINVCE	INV-11378-Q4F7F8	SURUN SERVICES PTY LTD	Hay Street Lighting - Colin to Outram St	203,174.29
25/05/2023	\$APINVCE	INV-11198-V9H6H5	SURUN SERVICES PTY LTD	2022/23 electrical maintenance requireme	1,705.00
25/05/2023	\$APINVCE	INV-11197-K5L2S4	SURUN SERVICES PTY LTD	Lighting Renewal at Crawley 6 Stages	24,078.37
25/05/2023	\$APINVCE	INV-11196-G6N7Z6	SURUN SERVICES PTY LTD	Bellevue Terrace Lighting Upgrade	32,780.00
25/05/2023	\$APINVCE	INV-11331-K2X9V6	SURUN SERVICES PTY LTD	2022/23 electrical maintenance requireme	956.80



Schedule of Accounts Paid - Municipal Fund
For the Period :01/05/2023-31/05/2023

Payment Date	Document Type	Invoice Number	Payee	Payment Details	Payment Amount
Cheque/EFT Number 236588					12,483.71
25/05/2023	\$APINVCE	88559	LIGHTSPEED COMMUNICATIONS AUSTRALIA PTY LTD t/as LIGHTSPEED	LIGHTSPEED COMMUNICATIONS AUSTRALIA PTY LTD Q25322 - CCTV Poles Replacement Program	10,204.95
25/05/2023	\$APINVCE	88565	LIGHTSPEED COMMUNICATIONS AUSTRALIA PTY LTD Q25387	CCTV Node Fibre Optic Patching	2,278.76
Cheque/EFT Number 236589					4,235.00
25/05/2023	\$APINVCE	171232	ADVANCE PRESS(2013)PTY LTD	Reprint City of Perth Walking Trails.	4,235.00
Cheque/EFT Number 236590					2,421.89
25/05/2023	\$APINVCE	56323	DATALINE VISUAL LINK PTY LTD	VARIOUS SITES - UNPLANNED CCTV MAINTENAN	744.28
25/05/2023	\$APINVCE	56324	DATALINE VISUAL LINK PTY LTD	CCTV Maintenance 22/23 FY	496.19
25/05/2023	\$APINVCE	56331	DATALINE VISUAL LINK PTY LTD	CCTV Maintenance 22/23 FY	186.08
25/05/2023	\$APINVCE	56328	DATALINE VISUAL LINK PTY LTD	CCTV Maintenance 22/23 FY	558.22
25/05/2023	\$APINVCE	56330	DATALINE VISUAL LINK PTY LTD	CCTV Maintenance 22/23 FY	437.12
Cheque/EFT Number 236591					15,057.90
25/05/2023	\$APINVCE	127514	McLEODS BARRISTERS AND SOLICITORS	Legal advice - Case 22-003-CEGOV-G	11,000.00
25/05/2023	\$APINVCE	128422	McLEODS BARRISTERS AND SOLICITORS	Governance Advice 2020	843.70
25/05/2023	\$APINVCE	128932	McLEODS BARRISTERS AND SOLICITORS	Governance Advice 2020	519.20
25/05/2023	\$APINVCE	128133	McLEODS BARRISTERS AND SOLICITORS	Legal advice - Case 22-003-CEGOV-G	2,695.00
Cheque/EFT Number 236592					31,835.93
25/05/2023	\$APINVCE	2045811092	ELECTRICITY GENERATION AND RETAIL CORPORATIO	20 Aberdeen St, Northbridge WA 6003	241.10
25/05/2023	\$APINVCE	2029821836	ELECTRICITY GENERATION AND RETAIL CORPORATIO	700 Wellington St, Perth WA 6000	3,220.83
25/05/2023	\$APINVCE	2021832669	ELECTRICITY GENERATION AND RETAIL CORPORATIO	92 Murray St, Perth WA 6000	148.93
25/05/2023	\$APINVCE	2033830543	ELECTRICITY GENERATION AND RETAIL CORPORATIO	Lot 0 Murray St, Perth WA 6000	884.22
25/05/2023	\$APINVCE	2069807923	ELECTRICITY GENERATION AND RETAIL CORPORATIO	Lot 77 U 5 Haig Park Cir, East Perth WA	273.00
25/05/2023	\$APINVCE	2033830544	ELECTRICITY GENERATION AND RETAIL CORPORATIO	Lot 71 U 1 Haig Park Cir, East Perth WA	261.62
25/05/2023	\$APINVCE	2093789855	ELECTRICITY GENERATION AND RETAIL CORPORATIO	13 King St, Perth WA 600	545.88
25/05/2023	\$APINVCE	2001864370	ELECTRICITY GENERATION AND RETAIL CORPORATIO	Lot 220 Royal St, East Perth WA 6004	360.80
25/05/2023	\$APINVCE	2013833610	ELECTRICITY GENERATION AND RETAIL CORPORATIO	Lot 302 Riverside Dr, Perth WA 6000	1,328.44
25/05/2023	\$APINVCE	2057811328	ELECTRICITY GENERATION AND RETAIL CORPORATIO	31 Goderich St, East Perth WA 6004	139.68
25/05/2023	\$APINVCE	2097766822	ELECTRICITY GENERATION AND RETAIL CORPORATIO	U Cs 2 Plain St, East Perth WA 600	481.50
25/05/2023	\$APINVCE	2093789179	ELECTRICITY GENERATION AND RETAIL CORPORATIO	42 Moore St, East Perth WA 6004	144.17
25/05/2023	\$APINVCE	2017832077	ELECTRICITY GENERATION AND RETAIL CORPORATIO	Lot 5 U St Hay St, Perth WA 6000	684.34
25/05/2023	\$APINVCE	2037819958	ELECTRICITY GENERATION AND RETAIL CORPORATIO	22 Eastbrook Tce, East Perth WA 6004	376.97
25/05/2023	\$APINVCE	2029822839	ELECTRICITY GENERATION AND RETAIL CORPORATIO	Lot 8000 Telethon Ave, Perth WA 6000	647.10
25/05/2023	\$APINVCE	2005832104	ELECTRICITY GENERATION AND RETAIL CORPORATIO	9 Saunders St, East Perth WA 6004	215.13
25/05/2023	\$APINVCE	2005833114	ELECTRICITY GENERATION AND RETAIL CORPORATIO	Lot 24D Hay St, Perth WA 6000	268.29
25/05/2023	\$APINVCE	2085797331	ELECTRICITY GENERATION AND RETAIL CORPORATIO	700 Wellington St, Perth WA 6000	964.18
25/05/2023	\$APINVCE	2037818878	ELECTRICITY GENERATION AND RETAIL CORPORATIO	Lot 565 U B Victoria Ave, Perth WA 6000	514.45
25/05/2023	\$APINVCE	2013832507	ELECTRICITY GENERATION AND RETAIL CORPORATIO	65 Nelson Cres, East Perth WA 6004	269.57
25/05/2023	\$APINVCE	2049818005	ELECTRICITY GENERATION AND RETAIL CORPORATIO	13 St Georges Tce, Perth WA 6000	1,363.16
25/05/2023	\$APINVCE	2045817103	ELECTRICITY GENERATION AND RETAIL CORPORATIO	Lot 77 U 4 Haig Park Cir, East Perth WA	228.99
25/05/2023	\$APINVCE	2065812299	ELECTRICITY GENERATION AND RETAIL CORPORATIO	90 Murray St, Perth WA 6000	142.34
25/05/2023	\$APINVCE	2085798923	ELECTRICITY GENERATION AND RETAIL CORPORATIO	88 Murray St, Perth WA 6000	1,183.02
25/05/2023	\$APINVCE	2097769166	ELECTRICITY GENERATION AND RETAIL CORPORATIO	U St 534 Hay St, Perth WA 6000	1,052.83
25/05/2023	\$APINVCE	2097769771	ELECTRICITY GENERATION AND RETAIL CORPORATIO	Jewell Lane, East Perth WA 6004	246.22
25/05/2023	\$APINVCE	2061806997	ELECTRICITY GENERATION AND RETAIL CORPORATIO	Lot 94 U A Royal St, East Perth WA 6004	665.50
25/05/2023	\$APINVCE	2001865498	ELECTRICITY GENERATION AND RETAIL CORPORATIO	U 1524 Hay St, Perth WA 6000	586.63
25/05/2023	\$APINVCE	2033831616	ELECTRICITY GENERATION AND RETAIL CORPORATIO	: Lot 70 U 2 Haig Park Cir, East Perth W	181.98
25/05/2023	\$APINVCE	2001865644	ELECTRICITY GENERATION AND RETAIL CORPORATIO	420 Wellington St, Perth WA 600	215.39
25/05/2023	\$APINVCE	2049816555	ELECTRICITY GENERATION AND RETAIL CORPORATIO	Lot 8 Royal St, East Perth WA 6004	397.80
25/05/2023	\$APINVCE	2009829587	ELECTRICITY GENERATION AND RETAIL CORPORATIO	U A 226 Adelaide Tce, Perth WA 6000	2,255.54
25/05/2023	\$APINVCE	2037817102	ELECTRICITY GENERATION AND RETAIL CORPORATIO	94 Moore St, East Perth WA 600	425.93
25/05/2023	\$APINVCE	2013832506	ELECTRICITY GENERATION AND RETAIL CORPORATIO	Lot 8003 U Cs Wellington St, Perth WA 600	456.28
25/05/2023	\$APINVCE	2033828128	ELECTRICITY GENERATION AND RETAIL CORPORATIO	Lot 483 U 1 Terrace Rd, Perth WA 6000	318.27
25/05/2023	\$APINVCE	2033827667	ELECTRICITY GENERATION AND RETAIL CORPORATIO	Forrest Ave, East Perth WA 6004	555.10
25/05/2023	\$APINVCE	2025825717	ELECTRICITY GENERATION AND RETAIL CORPORATIO	Terrace Rd, Perth WA 6000	53.97
25/05/2023	\$APINVCE	2037816379	ELECTRICITY GENERATION AND RETAIL CORPORATIO	U A 4 Hale St, East Perth WA 6004	198.23
25/05/2023	\$APINVCE	2041814268	ELECTRICITY GENERATION AND RETAIL CORPORATIO	Lot 901 U 2 Riverside Dr, Perth WA 6000	369.62
25/05/2023	\$APINVCE	2097765626	ELECTRICITY GENERATION AND RETAIL CORPORATIO	Lot 56 Newcastle St, Perth WA 6000	315.94
25/05/2023	\$APINVCE	2005829735	ELECTRICITY GENERATION AND RETAIL CORPORATIO	Queen St, Perth WA 600	571.58
25/05/2023	\$APINVCE	2097766534	ELECTRICITY GENERATION AND RETAIL CORPORATIO	Royal St, East Perth WA 6004	521.18
25/05/2023	\$APINVCE	2097765395	ELECTRICITY GENERATION AND RETAIL CORPORATIO	Lot 300 Adelaide Tce, East Perth WA 6004	557.78
25/05/2023	\$APINVCE	2061802549	ELECTRICITY GENERATION AND RETAIL CORPORATIO	Lot 4 Bronte St, East Perth WA 6004	154.48
25/05/2023	\$APINVCE	2025830570	ELECTRICITY GENERATION AND RETAIL CORPORATIO	Lot 40 U 3 Haig Park Cir, East Perth WA	261.92
25/05/2023	\$APINVCE	2001865718	ELECTRICITY GENERATION AND RETAIL CORPORATIO	Lot 1010 Royal St, East Perth WA 6004	1,052.34
25/05/2023	\$APINVCE	2085798924	ELECTRICITY GENERATION AND RETAIL CORPORATIO	U 6 420 Wellington St, Perth WA 6000	2,850.63
25/05/2023	\$APINVCE	2085798922	ELECTRICITY GENERATION AND RETAIL CORPORATIO	94 Murray St, Perth WA 6000	149.23
25/05/2023	\$APINVCE	2029821742	ELECTRICITY GENERATION AND RETAIL CORPORATIO	Lot 565 Terrace Rd, East Perth WA 6004	134.21



Schedule of Accounts Paid - Municipal Fund
For the Period :01/05/2023-31/05/2023

Payment Date	Document Type	Invoice Number	Payee	Payment Details	Payment Amount
25/05/2023	\$APINVCE	2041815509	ELECTRICITY GENERATION AND RETAIL CORPORATIO	153 Kensington St, East Perth WA 6004	128.90
25/05/2023	\$APINVCE	2065810567	ELECTRICITY GENERATION AND RETAIL CORPORATIO	262 Hay St, East Perth WA 6004	128.90
25/05/2023	\$APINVCE	2097769684	ELECTRICITY GENERATION AND RETAIL CORPORATIO	28 Arden St, East Perth WA 6004	121.21
25/05/2023	\$APINVCE	2025830467	ELECTRICITY GENERATION AND RETAIL CORPORATIO	U A 731 Hay St, Perth WA 600	119.28
25/05/2023	\$APINVCE	2029825206	ELECTRICITY GENERATION AND RETAIL CORPORATIO	Trafalgar Rd, East Perth WA 600	68.79
25/05/2023	\$APINVCE	2049819932	ELECTRICITY GENERATION AND RETAIL CORPORATIO	Lot 94 Royal St, East Perth WA 6004	195.46
25/05/2023	\$APINVCE	2049818177	ELECTRICITY GENERATION AND RETAIL CORPORATIO	U 2 110 Wellington St, East Perth WA 6	579.23
25/05/2023	\$APINVCE	2001862004	ELECTRICITY GENERATION AND RETAIL CORPORATIO	Lot 9003 U 2 Royal St, East Perth WA 600	403.28
25/05/2023	\$APINVCE	2029819445	ELECTRICITY GENERATION AND RETAIL CORPORATIO	351 Wellington St, Perth WA 6000	308.42
25/05/2023	\$APINVCE	2053806496	ELECTRICITY GENERATION AND RETAIL CORPORATIO	21 James St, Northbridge WA 6003	346.17
Cheque/EFT Number 236593					968.00
25/05/2023	\$APINVCE	INV-0281	Luminare Pty Ltd t/as Art Install	Artwork Delivery Tony Windberg	968.00
Cheque/EFT Number 236594					5,500.00
25/05/2023	\$APINVCE	51211004	Perth Symphony Orchestra Limited	Perth Symphony Orchestra - Support for E	5,500.00
Cheque/EFT Number 236595					253.55
25/05/2023	\$APINVCE	S809613	MULTI FIX WA	Supplies for street furniture works	253.55
Cheque/EFT Number 236596					317.00
25/05/2023	\$APINVCE	TI-01E8D-11EBAB	Woolworths Group Limited	Concierge Water & Amenities	102.40
25/05/2023	\$APINVCE	TI-01E8D-13C9AB	Woolworths Group Limited	CRs / LM & COP Catering Supplies	214.60
Cheque/EFT Number 236597					1,100.00
25/05/2023	\$APINVCE	INV11463	GEOFFREY BAIN T/AS JUNK REMOVAL	CONCOURSE BIN ROOM - PLANNED MAINTENANCE	100.00
25/05/2023	\$APINVCE	INV11479	GEOFFREY BAIN T/AS JUNK REMOVAL	CONCOURSE BIN ROOM - PLANNED MAINTENANCE	100.00
25/05/2023	\$APINVCE	INV11451	GEOFFREY BAIN T/AS JUNK REMOVAL	CONCOURSE BIN ROOM - PLANNED MAINTENANCE	150.00
25/05/2023	\$APINVCE	INV11450	GEOFFREY BAIN T/AS JUNK REMOVAL	CONCOURSE BIN ROOM - PLANNED MAINTENANCE	150.00
25/05/2023	\$APINVCE	INV11472	GEOFFREY BAIN T/AS JUNK REMOVAL	CONCOURSE BIN ROOM - PLANNED MAINTENANCE	100.00
25/05/2023	\$APINVCE	INV11142	GEOFFREY BAIN T/AS JUNK REMOVAL	CONCOURSE BIN ROOM - PLANNED MAINTENANCE	500.00
Cheque/EFT Number 236598					102.40
25/05/2023	\$APINVCE	17141976	BROWNES FOODS OPERATIONS PTY LTD	Depot Weekly Milk Delivery 1 July 2022 -	102.40
Cheque/EFT Number 236599					600.00
25/05/2023	\$APINVCE	TFCOPL012023	Tristan Michael Fidler	Moderator Fee for Winter Film Club 2023	600.00
Cheque/EFT Number 236600					738.00
25/05/2023	\$APINVCE	7146972	AUSTRALIAN INSTITUTE OF MANAGEMENT	Excel Training - Sarita Kolkuluri Prof	738.00
Cheque/EFT Number 236601					80,525.40
25/05/2023	\$APINVCE	PSI027006	ICONIC PROPERTY SERVICES	CLEANING SERVICES - VARIOUS SITES AS PER	18,632.24
25/05/2023	\$APINVCE	PSI027272	ICONIC PROPERTY SERVICES	VARIOUS SITES - UNPLANNED CLEANING MAINT	121.00
25/05/2023	\$APINVCE	PSI027273	ICONIC PROPERTY SERVICES	VARIOUS SITES - UNPLANNED CLEANING MAINT	99.00
25/05/2023	\$APINVCE	PSI027004	ICONIC PROPERTY SERVICES	CLEANING SERVICES - VARIOUS SITES AS PER	31,735.00
25/05/2023	\$APINVCE	PSI027003	ICONIC PROPERTY SERVICES	CLEANING SERVICES - VARIOUS SITES AS PER	8,081.70
25/05/2023	\$APINVCE	PSI027005	ICONIC PROPERTY SERVICES	CLEANING SERVICES - VARIOUS SITES AS PER	21,557.31
25/05/2023	\$APINVCE	PSI027682	ICONIC PROPERTY SERVICES	Relief cover for Linus Sunday evening cl	299.15
Cheque/EFT Number 236602					1,575.20
25/05/2023	\$APINVCE	INV026469	CSE CROSSCOM PTY LTD	Handset replacement for RMN5052A. Base s	1,575.20
Cheque/EFT Number 236603					774.00
25/05/2023	\$APINVCE	SI-00082022	Max & Claire Pty Ltd t/as Ergolink	Employee Ergonomic Chair Followed along	774.00
Cheque/EFT Number 236604					412.40
25/05/2023	\$HRPAYJNL	EF 19/05/2023	AUSTRALIAN SERVICES UNION	Australian Services Union	51.80
25/05/2023	\$HRPAYJNL	F 19/05/2023	AUSTRALIAN SERVICES UNION	Australian Services Union	360.60
Cheque/EFT Number 236605					5,038.00
25/05/2023	\$APINVCE	00019968	NATURAL AREA CONSULTING MANAGEMENT SERVIC	Point Fraser - hand weeding - gap up pla	3,168.00
25/05/2023	\$APINVCE	00019998	NATURAL AREA CONSULTING MANAGEMENT SERVIC	Point Fraser gap up planting stock - Nat	1,592.14
25/05/2023	\$APINVCE	00019999	NATURAL AREA CONSULTING MANAGEMENT SERVIC	Goderich - Verge projects - plant supply	277.86
Cheque/EFT Number 236606					43.74
25/05/2023	\$APINVCE	M-2304409	WESTERN METROPOLITAN REGIONAL COUNCIL	Green Waste Tipping Fees 22/23	43.74
Cheque/EFT Number 236607					15,824.00
25/05/2023	\$APINVCE	752221	FLEETCARE PTY LTD	Fleetcare Novated Lease 2022-23	30,881.84
25/05/2023	\$APCREDIT	M643137	FLEETCARE PTY LTD	TRANSFER CR BALANCE F217884 35659 TO 100	-13,238.25
25/05/2023	\$APCREDIT	M643139	FLEETCARE PTY LTD	TFR CR BALANCE F229786 35659 TO 100515	-900.89
25/05/2023	\$APCREDIT	M647658	FLEETCARE PTY LTD	Reverse Billing M Longwe	-918.70
Cheque/EFT Number 236608					811.58
25/05/2023	\$APINVCE	00011958	GARWOOD INTERNATIONAL PTY LTD	Bar Spring for Hino Garwood Compactor	141.24
25/05/2023	\$APINVCE	00011878	GARWOOD INTERNATIONAL PTY LTD	Compactor Rear Lifter Buses - Hino Rubb	670.34
Cheque/EFT Number 236609					642.95
25/05/2023	\$APINVCE	SPA-0294INV	B Howard & T Ingham t/as Seed Paper Australia	Tree Month giveaways - seeded postcards	642.95
Cheque/EFT Number 236610					13,350.15
25/05/2023	\$APINVCE	23834	CUNDALL JOHNSTON & PARTNERS PTY LTD	Sustainable Cities Assessment	13,350.15
Cheque/EFT Number 236611					5,699.13



Schedule of Accounts Paid - Municipal Fund
For the Period :01/05/2023-31/05/2023

Payment Date	Document Type	Invoice Number	Payee	Payment Details	Payment Amount
25/05/2023	\$APINVCE	779459	ALLMAKES PTY LTD T/AS BRANDWORX AUSTRALIA	Rangers Uniform Supplies 2022-2023	456.58
25/05/2023	\$APINVCE	779457	ALLMAKES PTY LTD T/AS BRANDWORX AUSTRALIA	Rangers Uniform Supplies 2022-2023	114.60
25/05/2023	\$APINVCE	779465	ALLMAKES PTY LTD T/AS BRANDWORX AUSTRALIA	Rangers Uniform Supplies 2022-2023	74.10
25/05/2023	\$APINVCE	778367	ALLMAKES PTY LTD T/AS BRANDWORX AUSTRALIA	CUSTOMER EXPERIENCE UNIFORMS	322.81
25/05/2023	\$APINVCE	779451	ALLMAKES PTY LTD T/AS BRANDWORX AUSTRALIA	Rangers Uniform Supplies 2022-2023	508.15
25/05/2023	\$APINVCE	779453	ALLMAKES PTY LTD T/AS BRANDWORX AUSTRALIA	Rangers Uniform Supplies 2022-2023	61.09
25/05/2023	\$APINVCE	779452	ALLMAKES PTY LTD T/AS BRANDWORX AUSTRALIA	Uniform replacement	249.50
25/05/2023	\$APINVCE	779449	ALLMAKES PTY LTD T/AS BRANDWORX AUSTRALIA	Uniform	502.36
25/05/2023	\$APINVCE	779454	ALLMAKES PTY LTD T/AS BRANDWORX AUSTRALIA	Rangers Uniform Supplies 2022-2023	77.75
25/05/2023	\$APINVCE	779448	ALLMAKES PTY LTD T/AS BRANDWORX AUSTRALIA	Uniform replacement and new starters	43.10
25/05/2023	\$APINVCE	779447	ALLMAKES PTY LTD T/AS BRANDWORX AUSTRALIA	Uniform	86.20
25/05/2023	\$APINVCE	779446	ALLMAKES PTY LTD T/AS BRANDWORX AUSTRALIA	Uniform replacement	340.11
25/05/2023	\$APINVCE	779443	ALLMAKES PTY LTD T/AS BRANDWORX AUSTRALIA	Uniform	530.37
25/05/2023	\$APINVCE	779442	ALLMAKES PTY LTD T/AS BRANDWORX AUSTRALIA	Uniform	458.87
25/05/2023	\$APINVCE	779441	ALLMAKES PTY LTD T/AS BRANDWORX AUSTRALIA	Uniform	458.87
25/05/2023	\$APINVCE	779440	ALLMAKES PTY LTD T/AS BRANDWORX AUSTRALIA	Uniform replacement	99.50
25/05/2023	\$APINVCE	779460	ALLMAKES PTY LTD T/AS BRANDWORX AUSTRALIA	Uniform replacement and new starters	43.10
25/05/2023	\$APINVCE	779456	ALLMAKES PTY LTD T/AS BRANDWORX AUSTRALIA	Uniform replacement	496.49
25/05/2023	\$APINVCE	779444	ALLMAKES PTY LTD T/AS BRANDWORX AUSTRALIA	Uniform for new staff	775.58
Cheque/EFT Number 236612					14,264.16
Programmed Skilled Workforce Limited					
25/05/2023	\$APINVCE	4555117	Programmed Skilled Workforce Limited	Parking Card Contract Staff - 6 month A	2,484.31
25/05/2023	\$APINVCE	4555118	Programmed Skilled Workforce Limited	Onstreet Reservations Contract Staff - 6	2,320.34
25/05/2023	\$APINVCE	4545109	Programmed Skilled Workforce Limited	Agency CPP Permits	2,196.58
25/05/2023	\$APINVCE	4545110	Programmed Skilled Workforce Limited	Parking Card Contract Staff - 6 month A	2,351.26
25/05/2023	\$APINVCE	4545111	Programmed Skilled Workforce Limited	Onstreet Reservations Contract Staff - 6	2,384.53
25/05/2023	\$APINVCE	4555116	Programmed Skilled Workforce Limited	Agency CPP Permits	2,527.14
Cheque/EFT Number 236613					27,500.00
THE TRUSTEE FOR KINN & CO TRUST					
25/05/2023	\$APINVCE	INV-4499	THE TRUSTEE FOR KINN & CO TRUST	Schools Out Winter Fest Event Sponsorshi	27,500.00
Cheque/EFT Number 236614					357.73
The Jessen Group Pty Ltd t/as Slimline Warehouse					
25/05/2023	\$APINVCE	441979	The Jessen Group Pty Ltd t/as Slimline Warehouse	Foyer Signs	357.73
Cheque/EFT Number 236615					1,650.00
Eclipse Soils Pty Ltd					
25/05/2023	\$APINVCE	PERT01045046	Eclipse Soils Pty Ltd	Boutique Mulch for May 2023 Verge Transf	1,650.00
Cheque/EFT Number 236616					561.00
BAILEY'S THE FERTILISER FAMILY					
25/05/2023	\$APINVCE	38136	BAILEY'S THE FERTILISER FAMILY	Potting mix	561.00
Cheque/EFT Number 236617					79,375.22
ACE SECURITY AND EVENTS SERVICES					
25/05/2023	\$APINVCE	0009453	ACE SECURITY AND EVENTS SERVICES	CPP Operations Mobile Security, vehicle	79,375.22
Cheque/EFT Number 236618					12,727.72
Flick Anticimex Pty Ltd					
25/05/2023	\$APINVCE	601336995C	Flick Anticimex Pty Ltd	PEST CONTROL SERVICES - VARIOUS SITES -	12,727.72
Cheque/EFT Number 236619					635.80
A.D COOTE & CO. (SHEETMETAL)PTY LTD					
25/05/2023	\$APINVCE	121010	A.D COOTE & CO. (SHEETMETAL)PTY LTD	CoP CCTV pole renewals FY22-23 Followed	411.40
25/05/2023	\$APINVCE	121003	A.D COOTE & CO. (SHEETMETAL)PTY LTD	East End Signage Review - Hay Street MFP	224.40
Cheque/EFT Number 236620					21,748.08
ESSENTIAL FIRE SERVICES PTY LTD					
25/05/2023	\$APINVCE	980185M	ESSENTIAL FIRE SERVICES PTY LTD	FIRE SERVICES REACTIVE MAINTENANCE FOR F	242.00
25/05/2023	\$APINVCE	972005M	ESSENTIAL FIRE SERVICES PTY LTD	FIRE SERVICES REACTIVE MAINTENANCE FOR F	594.00
25/05/2023	\$APINVCE	967965M	ESSENTIAL FIRE SERVICES PTY LTD	FIRE SERVICES REACTIVE MAINTENANCE FOR F	1,228.52
25/05/2023	\$APINVCE	963815M	ESSENTIAL FIRE SERVICES PTY LTD	FIRE SERVICES REACTIVE MAINTENANCE FOR F	1,649.78
25/05/2023	\$APINVCE	372624	ESSENTIAL FIRE SERVICES PTY LTD	FIRE SERVICES REACTIVE MAINTENANCE FOR F	222.75
25/05/2023	\$APINVCE	964415M	ESSENTIAL FIRE SERVICES PTY LTD	FIRE SERVICES REACTIVE MAINTENANCE FOR F	999.48
25/05/2023	\$APINVCE	967985M	ESSENTIAL FIRE SERVICES PTY LTD	FIRE SERVICES REACTIVE MAINTENANCE FOR F	829.21
25/05/2023	\$APINVCE	980105M	ESSENTIAL FIRE SERVICES PTY LTD	FIRE SERVICES REACTIVE MAINTENANCE FOR F	284.35
25/05/2023	\$APINVCE	980165M	ESSENTIAL FIRE SERVICES PTY LTD	FIRE SERVICES REACTIVE MAINTENANCE FOR F	363.00
25/05/2023	\$APINVCE	976105M	ESSENTIAL FIRE SERVICES PTY LTD	FIRE SERVICES REACTIVE MAINTENANCE FOR F	242.00
25/05/2023	\$APINVCE	980065M	ESSENTIAL FIRE SERVICES PTY LTD	FIRE SERVICES REACTIVE MAINTENANCE FOR F	302.50
25/05/2023	\$APINVCE	979975M	ESSENTIAL FIRE SERVICES PTY LTD	FIRE SERVICES REACTIVE MAINTENANCE FOR F	478.50
25/05/2023	\$APINVCE	979475M	ESSENTIAL FIRE SERVICES PTY LTD	FIRE SERVICES REACTIVE MAINTENANCE FOR F	242.00
25/05/2023	\$APINVCE	969205M	ESSENTIAL FIRE SERVICES PTY LTD	FIRE SERVICES REACTIVE MAINTENANCE FOR F	445.50
25/05/2023	\$APINVCE	962835M	ESSENTIAL FIRE SERVICES PTY LTD	FIRE SERVICES REACTIVE MAINTENANCE FOR F	6,133.49
25/05/2023	\$APINVCE	959955M	ESSENTIAL FIRE SERVICES PTY LTD	FIRE SERVICES REACTIVE MAINTENANCE FOR F	7,491.00
Cheque/EFT Number 236621					254.10
METAL ARTWORK CREATIONS					
25/05/2023	\$APINVCE	94162	METAL ARTWORK CREATIONS	COP Staff Name Badges - April New Starte	254.10
Cheque/EFT Number 236622					6,600.00
SPACECUBED VENTURES PTY LTD					
25/05/2023	\$APINVCE	INV-6582	SPACECUBED VENTURES PTY LTD	Economic Development Sponsorship 21/22 S	6,600.00
Cheque/EFT Number 236623					148.75
BIN BATH CORPORATION PTY LTD					
25/05/2023	\$APINVCE	BB-19243	BIN BATH CORPORATION PTY LTD	VARIOUS SITES - BIN CLEANING SERVICES FO	51.00
25/05/2023	\$APINVCE	BB-19242	BIN BATH CORPORATION PTY LTD	VARIOUS SITES - BIN CLEANING SERVICES FO	78.20
25/05/2023	\$APINVCE	BB-19214	BIN BATH CORPORATION PTY LTD	VARIOUS SITES - BIN CLEANING SERVICES FO	19.55



Schedule of Accounts Paid - Municipal Fund
For the Period :01/05/2023-31/05/2023

Payment Date	Document Type	Invoice Number	Payee	Payment Details	Payment Amount
Cheque/EFT Number 236624					12,477.30
25/05/2023	\$APINVCE	116623	Access Without Barriers Pty Ltd t/as AWB Co	AWB UNPLANNED MAINTENANCE - 2022/23 FY.	935.00
25/05/2023	\$APINVCE	116609	Access Without Barriers Pty Ltd t/as AWB Co	AWB UNPLANNED MAINTENANCE - 2022/23 FY.	4,199.80
25/05/2023	\$APINVCE	116610	Access Without Barriers Pty Ltd t/as AWB Co	AWB UNPLANNED MAINTENANCE - 2022/23 FY.	7,342.50
Cheque/EFT Number 236625					2,071.85
25/05/2023	\$APINVCE	00044937	PLANT FORCE INVESTMENTS PTY LTD T/AS PLANTRITE	PLANT FORCE INVESTMENTS PTY LTD T/AS PLANTRIT Point Fraser - gap up plant supply.	1,445.95
25/05/2023	\$APINVCE	00045082	PLANT FORCE INVESTMENTS PTY LTD T/AS PLANTRIT	Native plants for Council House.	625.90
Cheque/EFT Number 236626					365.88
25/05/2023	\$APINVCE	52916740	SUEZ RECYCLING & RECOVERY PTY LTD	Hazardous waste	-67.58
25/05/2023	\$APINVCE	52831658	SUEZ RECYCLING & RECOVERY PTY LTD	Hazardous waste	433.46
Cheque/EFT Number 236627					289.00
25/05/2023	\$APINVCE	0116470	CENTRAL CITY HEALTH PROFESSIONALS	Podiatry 22/23	169.00
25/05/2023	\$APINVCE	0120162	CENTRAL CITY HEALTH PROFESSIONALS	Podiatry 22/23	120.00
Cheque/EFT Number 236628					186.89
25/05/2023	\$APINVCE	27994	Smart Waste Solutions Australia Pty Ltd	VARIOUS SITES - UNPLANNED MAINTENANCE -	186.89
Cheque/EFT Number 236629					878.00
25/05/2023	\$APINVCE	00010472	The Trustee for L Jeffery Family Trust t/as Cockburn Party H Cockburn Party Hire	The Trustee for L Jeffery Family Trust t/as Cockburn Fairlanes Concert 2023 - Bean bag hire (878.00
Cheque/EFT Number 236630					8,844.00
25/05/2023	\$APINVCE	680393	Screenlink Pty Ltd t/as Aussie-IT, Batteries Plus	Ritar RT12240EV batteries for Ticket Mac	8,844.00
Cheque/EFT Number 236631					7,150.00
25/05/2023	\$APINVCE	00022707	The Trustee for the Sprinform Investments Trust t/as The Court Hotel	The Trustee for the Sprinform Investments Trust t/as Local Activations Grant (LAG) - 22/23 Fu	7,150.00
Cheque/EFT Number 236632					203.20
25/05/2023	\$APINVCE	33917	LENARA NOMINEES PTY LTD T/AS PERTH NEWS DELI	Newspapers - Level 4 Council House 01.07	107.60
25/05/2023	\$APINVCE	34145	LENARA NOMINEES PTY LTD T/AS PERTH NEWS DELI	Newspapers - Level 4 Council House 01.07	95.60
Cheque/EFT Number 236633					119,924.33
25/05/2023	\$APINVCE	0191	Lighting Options Australia Pty Ltd	Arya Park Lights - Kings Park Road Share	119,924.33
Cheque/EFT Number 236634					72.60
25/05/2023	\$APINVCE	2966	DRY CLEANING EXPRESS PTY LTD T/AS DRYCLEAN & LAUNDRY EXPRESS	DRY CLEANING EXPRESS PTY LTD T/AS DRYCLEAN & L Citywatch Dry Cleaning 22/23 FY	49.50
25/05/2023	\$APINVCE	2965	DRY CLEANING EXPRESS PTY LTD T/AS DRYCLEAN & LAUNDRY EXPRESS	DRY CLEANING EXPRESS PTY LTD T/AS DRYCLEAN & L Citywatch Dry Cleaning 22/23 FY	23.10
Cheque/EFT Number 236635					9,378.40
25/05/2023	\$APINVCE	52144	Action Glass Pty Ltd t/as Action Glass & Aluminium	WINDOW REPAIRS - GASWORKS BUILDING - PIE	2,912.25
25/05/2023	\$APINVCE	52143	Action Glass Pty Ltd t/as Action Glass & Aluminium	WINDOW REPAIRS - GASWORKS BUILDING - PIE	5,563.31
25/05/2023	\$APINVCE	54349	Action Glass Pty Ltd t/as Action Glass & Aluminium	GLAZING VARIOUS SITES - UNPLANNED MAINTENANCE	902.84
Cheque/EFT Number 236636					174.80
25/05/2023	\$APINVCE	4632	The Trustee for Green and Hood Family Trusts t/a Perth Milk Perth Milk Supplies	The Trustee for Green and Hood Family Trusts t/a PeLevel 7 - Milk. PNC/City Records (Corp 5	174.80
Cheque/EFT Number 236637					186.83
25/05/2023	\$APINVCE	500051232	DULUXGROUP(AUSTRALIA)PTY LTD T/AS DULUX AUSTRALIA	DULUXGROUP(AUSTRALIA)PTY LTD T/AS DULUX AUS Paint and Hardware supplies for use in G	45.76
25/05/2023	\$APINVCE	500050718	DULUXGROUP(AUSTRALIA)PTY LTD T/AS DULUX AUSTRALIA	DULUXGROUP(AUSTRALIA)PTY LTD T/AS DULUX AUS Paint and Hardware supplies for use in G	50.44
25/05/2023	\$APINVCE	500103263	DULUXGROUP(AUSTRALIA)PTY LTD T/AS DULUX AUSTRALIA	DULUXGROUP(AUSTRALIA)PTY LTD T/AS DULUX AUS Paint and Hardware supplies for use in G	90.63
Cheque/EFT Number 236638					439.96
25/05/2023	\$APINVCE	1970127169	GPC Asia Pacific Pty Ltd T/AS NAPA	GPC Asia Pacific Pty Ltd T/AS NAPA	206.80
25/05/2023	\$APINVCE	1970126126	GPC Asia Pacific Pty Ltd T/AS NAPA	Locking Fuel Cap for Petrol UTES - ISA /	233.16
Cheque/EFT Number 236639					19,800.00
25/05/2023	\$APINVCE	7523	JUSTIN ROBERT MARTIN T/AS Djurandi Dreaming	JUSTIN ROBERT MARTIN T/AS Djurandi Dreaming	19,800.00
Cheque/EFT Number 236640					6,666.00
25/05/2023	\$APINVCE	INV-0525	The Lester Prize	Lester Prize Exhibition 2023 At Perth To	6,666.00
Cheque/EFT Number 236641					488.54
25/05/2023	\$APINVCE	40546378	THE GRIFFITH FAMILY TRUST T/AS SUPERSTOCK SERVICES SUPERSTOCK FOOD SERVICES	THE GRIFFITH FAMILY TRUST T/AS SUPERSTOCK SERV SUPERSTOCK - SUPPLY OF FOOD AND BEVERAGE	68.40
25/05/2023	\$APINVCE	40546380	THE GRIFFITH FAMILY TRUST T/AS SUPERSTOCK SERVICES SUPERSTOCK FOOD SERVICES	THE GRIFFITH FAMILY TRUST T/AS SUPERSTOCK SERV SUPERSTOCK - SUPPLY OF FOOD AND BEVERAGE	38.70
25/05/2023	\$APINVCE	40546139	THE GRIFFITH FAMILY TRUST T/AS SUPERSTOCK SERVICES SUPERSTOCK FOOD SERVICES	THE GRIFFITH FAMILY TRUST T/AS SUPERSTOCK SERV SUPERSTOCK - SUPPLY OF FOOD AND BEVERAGE	200.92
25/05/2023	\$APINVCE	40546379	THE GRIFFITH FAMILY TRUST T/AS SUPERSTOCK SERVICES SUPERSTOCK FOOD SERVICES	THE GRIFFITH FAMILY TRUST T/AS SUPERSTOCK SERV SUPERSTOCK - SUPPLY OF FOOD AND BEVERAGE	180.52
Cheque/EFT Number 236642					1,531.10
25/05/2023	\$APINVCE	INVTBIO0004744	BIG ISSUE IN AUSTRALIA LIMITED T/AS THE BIG ISSUE	Big Issues Magazines. We sell the magazi	1,531.10
Cheque/EFT Number 236643					80,517.89
25/05/2023	\$APCREDIT	81773	Initiative Media Australia Pty Ltd	Inv 78256, 79478, 80265, 81455	-15,312.00
25/05/2023	\$APCREDIT	81772	Initiative Media Australia Pty Ltd	Inv 78255, 81454	-2,221.77
25/05/2023	\$APINVCE	82898	Initiative Media Australia Pty Ltd	Remaining invoices for FYS campaign. Clo	3,173.03
25/05/2023	\$APINVCE	82897	Initiative Media Australia Pty Ltd	Remaining invoices for FYS campaign. Clo	165.47
25/05/2023	\$APINVCE	82899	Initiative Media Australia Pty Ltd	Remaining invoices for FYS campaign. Clo	143.54
25/05/2023	\$APINVCE	82894	Initiative Media Australia Pty Ltd	Remaining invoices for FYS campaign. Clo	59.50
25/05/2023	\$APINVCE	81769	Initiative Media Australia Pty Ltd	Remaining invoices for FYS campaign. Clo	6,440.72
25/05/2023	\$APINVCE	81770	Initiative Media Australia Pty Ltd	Remaining invoices for FYS campaign. Clo	17,864.00
25/05/2023	\$APINVCE	81774	Initiative Media Australia Pty Ltd	Remaining invoices for FYS campaign. Clo	566.91
25/05/2023	\$APINVCE	81775	Initiative Media Australia Pty Ltd	Remaining invoices for FYS campaign. Clo	5,636.53
25/05/2023	\$APINVCE	81776	Initiative Media Australia Pty Ltd	Remaining invoices for FYS campaign. Clo	6,402.46
25/05/2023	\$APINVCE	81777	Initiative Media Australia Pty Ltd	Find your Scene marketing campaign. Soci	6,752.01



Schedule of Accounts Paid - Municipal Fund
For the Period :01/05/2023-31/05/2023

Payment Date	Document Type	Invoice Number	Payee	Payment Details	Payment Amount
25/05/2023	\$APINVCE	81778	Initiative Media Australia Pty Ltd	Find your Scene marketing campaign. TV a	26,108.80
25/05/2023	\$APCREDIT	82893	Initiative Media Australia Pty Ltd	Invoice 79474	-3,826.47
25/05/2023	\$APINVCE	81779	Initiative Media Australia Pty Ltd	Find your Scene media Full page ad (page	23,463.43
25/05/2023	\$APINVCE	81771	Initiative Media Australia Pty Ltd	Find your Scene marketing campaign. Radi	5,101.73
Cheque/EFT Number 236644 COMPLETE OFFICE SUPPLIES PTY LTD - COS					1,520.87
25/05/2023	\$APINVCE	1204234	COMPLETE OFFICE SUPPLIES PTY LTD - COS	Blanket Order Stationery Supplies - Leve	69.67
25/05/2023	\$APINVCE	12014524	COMPLETE OFFICE SUPPLIES PTY LTD - COS	Blanket Order Stationery Supplies - Leve	58.63
25/05/2023	\$APINVCE	12017989	COMPLETE OFFICE SUPPLIES PTY LTD - COS	Supplies for May 2023 Operational Commu	184.72
25/05/2023	\$APINVCE	11968417	COMPLETE OFFICE SUPPLIES PTY LTD - COS	Stationary and Supplies	113.19
25/05/2023	\$APINVCE	11989147	COMPLETE OFFICE SUPPLIES PTY LTD - COS	Stationary and Supplies	124.41
25/05/2023	\$APINVCE	12015078	COMPLETE OFFICE SUPPLIES PTY LTD - COS	Depot Stationary	58.82
25/05/2023	\$APINVCE	12018343	COMPLETE OFFICE SUPPLIES PTY LTD - COS	Corporate Services - Level 6 stationery	266.70
25/05/2023	\$APINVCE	12028134	COMPLETE OFFICE SUPPLIES PTY LTD - COS	Ranger Stores and Equipment 22/23	55.80
25/05/2023	\$APINVCE	12021944	COMPLETE OFFICE SUPPLIES PTY LTD - COS	STATIONERY, CATERING PRODUCTS & CLEANING	360.79
25/05/2023	\$APINVCE	12007482	COMPLETE OFFICE SUPPLIES PTY LTD - COS	Level 4 Stationery, Kitchen Consumables	89.78
25/05/2023	\$APINVCE	12021949	COMPLETE OFFICE SUPPLIES PTY LTD - COS	Cleaning, catering and Stationery order	57.00
25/05/2023	\$APINVCE	12023244	COMPLETE OFFICE SUPPLIES PTY LTD - COS	Supplies for May 2023 Operational Commu	81.36
Cheque/EFT Number 236645 OCLC (UK) Limited					5,788.31
25/05/2023	\$APINVCE	7000003928	OCLC (UK) Limited	Ezproxy Hosted software to authenticate	5,788.31
Cheque/EFT Number 236646 THE TRUSTEE FOR PAM FAMILY TRUST T/AS PROFESSIONAL ARTS MANAGEMENT					594.00
25/05/2023	\$APINVCE	PAM0294	THE TRUSTEE FOR PAM FAMILY TRUST T/AS	PROFES Addition Work to Septimus	594.00
Cheque/EFT Number 236647 ACIL Allen Consulting Pty Ltd t/as ACIL Allen Consulting					17,475.00
25/05/2023	\$APINVCE	INV-2622	ACIL Allen Consulting Pty Ltd t/as ACIL	Allen Consult Rates Model for the coming	FY 23/24 ACI
Cheque/EFT Number 236648 LP Aiken, DJ Beer & et.al partnership t/as Thomson Geer					709.50
25/05/2023	\$APINVCE	1159110	LP Aiken, DJ Beer & et.al partnership	t/as Thomson (Contract Terms & Conditions	Review
Cheque/EFT Number 236649 Tyres 4U Pty Limited					7,546.55
25/05/2023	\$APINVCE	1X044880	Tyres 4U Pty Limited	New Tyres for Rubbish Trucks + Repairs	1,062.60
25/05/2023	\$APINVCE	1X044867	Tyres 4U Pty Limited	New Tyres for Rubbish Trucks + Repairs	99.00
25/05/2023	\$APINVCE	1X045832	Tyres 4U Pty Limited	New Tyres for Rubbish Trucks + Repairs	132.00
25/05/2023	\$APINVCE	1X040786	Tyres 4U Pty Limited	New Tyres for Rubbish Trucks, Utes and A	569.80
25/05/2023	\$APINVCE	1X040791	Tyres 4U Pty Limited	New Tyres for Rubbish Trucks, Utes and A	2,669.81
25/05/2023	\$APINVCE	1X040797	Tyres 4U Pty Limited	New Tyres for Rubbish Trucks, Utes and A	88.00
25/05/2023	\$APINVCE	1X040799	Tyres 4U Pty Limited	New Tyres for Rubbish Trucks, Utes and A	176.00
25/05/2023	\$APINVCE	1X040787	Tyres 4U Pty Limited	New Tyres for Rubbish Trucks, Utes and A	745.14
25/05/2023	\$APINVCE	1X040788	Tyres 4U Pty Limited	New Tyres for Rubbish Trucks, Utes and A	429.00
25/05/2023	\$APINVCE	1X040792	Tyres 4U Pty Limited	New Tyres for Rubbish Trucks, Utes and A	512.60
25/05/2023	\$APINVCE	1X040794	Tyres 4U Pty Limited	New Tyres for Rubbish Trucks, Utes and A	1,062.60
Cheque/EFT Number 236650 Hoban Recruitment Pty Ltd					8,492.19
25/05/2023	\$APINVCE	HPL80613	Hoban Recruitment Pty Ltd	Civil Maintenance Agency Staff	2,749.63
25/05/2023	\$APINVCE	HPL80614	Hoban Recruitment Pty Ltd	CPP Operations Contract Labour Hire. WAL	2,076.26
25/05/2023	\$APINVCE	HPL80612	Hoban Recruitment Pty Ltd	Contract Parking Technicians for Technic	1,833.15
25/05/2023	\$APINVCE	HPL80611	Hoban Recruitment Pty Ltd	Contract Parking Technicians for Technic	1,833.15
Cheque/EFT Number 236651 JOHN NORRISS					275.00
25/05/2023	\$APINVCE	79423/23	JOHN NORRISS	Entertainment for Easter Lunch/Dance.	275.00
Cheque/EFT Number 236652 Aboriginal United Services Pty Ltd					55.84
25/05/2023	\$APINVCE	2739	Aboriginal United Services Pty Ltd	AUS Contract Labour at CDS Depot Northbr	55.84
Cheque/EFT Number 236653 BELL TRADING TRUST T/AS NORTH STAR SECURITY					4,755.33
25/05/2023	\$APINVCE	36593	BELL TRADING TRUST T/AS NORTH STAR	SECURITY VARIOUS SITES - ALARM MONITORING & PLANN	1,070.43
25/05/2023	\$APINVCE	36676	BELL TRADING TRUST T/AS NORTH STAR	SECURITY VARIOUS SITES - UNPLANNED ACCESS CONTROL	893.76
25/05/2023	\$APINVCE	36612	BELL TRADING TRUST T/AS NORTH STAR	SECURITY VARIOUS SITES - UNPLANNED ACCESS CONTROL	275.00
25/05/2023	\$APINVCE	36566	BELL TRADING TRUST T/AS NORTH STAR	SECURITY VARIOUS SITES - ALARM MONITORING & PLANN	560.04
25/05/2023	\$APINVCE	36595	BELL TRADING TRUST T/AS NORTH STAR	SECURITY VARIOUS SITES - ALARM MONITORING & PLANN	1,031.40
25/05/2023	\$APINVCE	36594	BELL TRADING TRUST T/AS NORTH STAR	SECURITY VARIOUS SITES - ALARM MONITORING & PLANN	924.70
Cheque/EFT Number 236654 Go Doors Pty Ltd					882.12
25/05/2023	\$APINVCE	107392	Go Doors Pty Ltd	Auto Door Reactive Maintenance FY 22/23	882.12
Cheque/EFT Number 236655 The Trustee for The Clayton Family Trust T/AS Soil4ce					1,426.14
25/05/2023	\$APINVCE	INV-0069	The Trustee for The Clayton Family	Trust T/AS Soil4ce Mineral Magic for all	Parks areas
Cheque/EFT Number 236656 Diamond Locksmiths Pty Ltd t/as Diamond Lock & Security					71.25
25/05/2023	\$APINVCE	272232	Diamond Locksmiths Pty Ltd t/as	Diamond Lock & Se Lockwood A-F	Restricted Key Blank 6P
Cheque/EFT Number 236657 Joshua Andrew McAuliffe t/as Outer Body					9,588.70
25/05/2023	\$APINVCE	01122	Joshua Andrew McAuliffe t/as	Outer Body Light It Up artwork by	Joshua McAuliffe
Cheque/EFT Number 236658 MDM Entertainment Pty Ltd					125.96
25/05/2023	\$APINVCE	SI0007385	MDM Entertainment Pty Ltd	Supply of Assorted Adult Fiction & Adult	99.17
25/05/2023	\$APINVCE	SI0007387	MDM Entertainment Pty Ltd	Supply of Assorted Adult Fiction & Adult	26.79
Cheque/EFT Number 236659 Siao-Fung Hon T/as Kookie Garden Cafe					5,270.76
25/05/2023	\$APINVCE	100	Siao-Fung Hon T/as Kookie Garden Cafe	Small Business Bounce Back Grant	2021/22



Schedule of Accounts Paid - Municipal Fund
For the Period :01/05/2023-31/05/2023

Payment Date	Document Type	Invoice Number	Payee	Payment Details	Payment Amount
Cheque/EFT Number 236660					8,909.75
25/05/2023	\$APINVCE	36924	Morris & Ioppolo PTY LTD t/as M I Plumbers	VARIOUS SITES - UNPLANNED PLUMBING MAINT	1,769.97
25/05/2023	\$APINVCE	36956	Morris & Ioppolo PTY LTD t/as M I Plumbers	VARIOUS SITES - UNPLANNED PLUMBING MAINT	132.00
25/05/2023	\$APINVCE	36932	Morris & Ioppolo PTY LTD t/as M I Plumbers	VARIOUS SITES - UNPLANNED PLUMBING MAINT	279.84
25/05/2023	\$APINVCE	36946	Morris & Ioppolo PTY LTD t/as M I Plumbers	VARIOUS SITES - UNPLANNED PLUMBING MAINT	1,579.29
25/05/2023	\$APINVCE	36957	Morris & Ioppolo PTY LTD t/as M I Plumbers	VARIOUS SITES - UNPLANNED PLUMBING MAINT	365.20
25/05/2023	\$APINVCE	36950	Morris & Ioppolo PTY LTD t/as M I Plumbers	VARIOUS SITES - UNPLANNED PLUMBING MAINT	358.90
25/05/2023	\$APINVCE	36939	Morris & Ioppolo PTY LTD t/as M I Plumbers	VARIOUS SITES - UNPLANNED PLUMBING MAINT	176.00
25/05/2023	\$APINVCE	36930	Morris & Ioppolo PTY LTD t/as M I Plumbers	VARIOUS SITES - UNPLANNED PLUMBING MAINT	320.17
25/05/2023	\$APINVCE	36926	Morris & Ioppolo PTY LTD t/as M I Plumbers	VARIOUS SITES - UNPLANNED PLUMBING MAINT	667.72
25/05/2023	\$APINVCE	36917	Morris & Ioppolo PTY LTD t/as M I Plumbers	VARIOUS SITES - UNPLANNED PLUMBING MAINT	213.44
25/05/2023	\$APINVCE	36826	Morris & Ioppolo PTY LTD t/as M I Plumbers	VARIOUS SITES - UNPLANNED PLUMBING MAINT	166.01
25/05/2023	\$APINVCE	36901	Morris & Ioppolo PTY LTD t/as M I Plumbers	VARIOUS SITES - UNPLANNED PLUMBING MAINT	374.25
25/05/2023	\$APINVCE	37070	Morris & Ioppolo PTY LTD t/as M I Plumbers	VARIOUS SITES - UNPLANNED PLUMBING MAINT	1,782.63
25/05/2023	\$APINVCE	37092	Morris & Ioppolo PTY LTD t/as M I Plumbers	VARIOUS SITES - UNPLANNED PLUMBING MAINT	724.33
Cheque/EFT Number 236661					805.77
25/05/2023	\$APINVCE	336336	FreshExchange Pty Ltd	FRESH EXCHANGE - FRUIT AND VEGETABLES.	343.49
25/05/2023	\$APINVCE	336271	FreshExchange Pty Ltd	FRESH EXCHANGE - FRUIT AND VEGETABLES.	462.28
Cheque/EFT Number 236662					16,497.47
25/05/2023	\$APINVCE	91202907	Allens	Legal advice - Case 22-007-INFRGM-C	16,497.47
Cheque/EFT Number 236663					5,742.00
25/05/2023	\$APINVCE	1628	Kingston Reid Pty Ltd	Legal advice - Case 21-029-CEOCEO-X	5,742.00
Cheque/EFT Number 236664					2,145.00
25/05/2023	\$APINVCE	5997	Code Group Pty Ltd	City of Perth Library Facade Remediation	2,145.00
Cheque/EFT Number 236665					1,500.00
25/05/2023	\$APINVCE	230416	Ross John Thompson	MC duties - Ross Vegas - Music In The Pa	700.00
25/05/2023	\$APINVCE	230408	Ross John Thompson	Stage MC & circus fun at Boorloo Family	800.00
Cheque/EFT Number 236666					5,320.27
25/05/2023	\$APINVCE	74270	On Tap Plumbing & Gas Pty Ltd	VARIOUS SITES - UNPLANNED PLUMBING MAINT	136.53
25/05/2023	\$APINVCE	74355	On Tap Plumbing & Gas Pty Ltd	VARIOUS SITES - UNPLANNED PLUMBING MAINT	182.97
25/05/2023	\$APINVCE	74455	On Tap Plumbing & Gas Pty Ltd	VARIOUS SITES - UNPLANNED PLUMBING MAINT	182.05
25/05/2023	\$APINVCE	74210	On Tap Plumbing & Gas Pty Ltd	VARIOUS SITES - UNPLANNED PLUMBING MAINT	476.91
25/05/2023	\$APINVCE	74168	On Tap Plumbing & Gas Pty Ltd	VARIOUS SITES - UNPLANNED PLUMBING MAINT	615.58
25/05/2023	\$APINVCE	74140	On Tap Plumbing & Gas Pty Ltd	VARIOUS SITES - UNPLANNED PLUMBING MAINT	899.18
25/05/2023	\$APINVCE	73046	On Tap Plumbing & Gas Pty Ltd	VARIOUS SITES - UNPLANNED PLUMBING MAINT	286.17
25/05/2023	\$APINVCE	74481	On Tap Plumbing & Gas Pty Ltd	VARIOUS SITES - UNPLANNED PLUMBING MAINT	631.97
25/05/2023	\$APINVCE	74258	On Tap Plumbing & Gas Pty Ltd	VARIOUS SITES - UNPLANNED PLUMBING MAINT	113.78
25/05/2023	\$APINVCE	74211	On Tap Plumbing & Gas Pty Ltd	VARIOUS SITES - UNPLANNED PLUMBING MAINT	289.73
25/05/2023	\$APINVCE	74005	On Tap Plumbing & Gas Pty Ltd	VARIOUS SITES - UNPLANNED PLUMBING MAINT	399.85
25/05/2023	\$APINVCE	74757	On Tap Plumbing & Gas Pty Ltd	Queens Gardens drink fountain repairs	1,105.55
Cheque/EFT Number 236667					4,070.00
25/05/2023	\$APINVCE	INV-0445	Wright Welding & Fabrication Pty Ltd	VARIOUS SITES - UNPLANNED WELDING & FABR	3,317.60
25/05/2023	\$APINVCE	INV-0441	Wright Welding & Fabrication Pty Ltd	Stainless steel for plaque installation	338.80
25/05/2023	\$APINVCE	INV-0442	Wright Welding & Fabrication Pty Ltd	Fabricated tree stake driver	413.60
Cheque/EFT Number 236668					1,155.00
25/05/2023	\$APINVCE	INV-2489	ATI-Mirage Training and Business Solutions Pty Ltd t/as ATI-Mirage	ATI-Mirage Training and Business Solutions Pty Ltd t/Professional Development H&S Rep	1,155.00
Cheque/EFT Number 236669					968.67
25/05/2023	\$APINVCE	0016892478	Corporate Travel Management Group Pty Ltd (CTM)	Corporate Travel Management Group Pty Ltd (CTM) Return Flights and Accommodation to Adva	968.67
Cheque/EFT Number 236670					1,929.76
25/05/2023	\$APINVCE	H2439	Helene Pty Ltd t/as LO-GO Appointments	Temp Administration Support staff	1,929.76
Cheque/EFT Number 236671					4,670.42
25/05/2023	\$APINVCE	1478	MFR Autoelectrics Pty Ltd	Auto Electrical Repairs Rubbish trucks,	109.90
25/05/2023	\$APINVCE	1475	MFR Autoelectrics Pty Ltd	Auto Electrical Repairs Rubbish trucks,	816.75
25/05/2023	\$APINVCE	1476	MFR Autoelectrics Pty Ltd	Auto Electrical Repairs Rubbish trucks,	218.45
25/05/2023	\$APINVCE	1477	MFR Autoelectrics Pty Ltd	Auto Electrical Repairs Rubbish trucks,	152.96
25/05/2023	\$APINVCE	1479	MFR Autoelectrics Pty Ltd	Auto Electrical Repairs Rubbish trucks,	101.97
25/05/2023	\$APINVCE	1470	MFR Autoelectrics Pty Ltd	Auto Electrical Repairs Rubbish trucks,	305.91
25/05/2023	\$APINVCE	1473	MFR Autoelectrics Pty Ltd	Auto Electrical Repairs Rubbish trucks,	230.09
25/05/2023	\$APINVCE	1498	MFR Autoelectrics Pty Ltd	Auto Electrical Repairs Rubbish trucks,	1,093.90
25/05/2023	\$APINVCE	1469	MFR Autoelectrics Pty Ltd	Auto Electrical Repairs Rubbish trucks,	152.96
25/05/2023	\$APINVCE	1471	MFR Autoelectrics Pty Ltd	Auto Electrical Repairs Rubbish trucks,	101.97
25/05/2023	\$APINVCE	1472	MFR Autoelectrics Pty Ltd	Auto Electrical Repairs Rubbish trucks,	101.97
25/05/2023	\$APINVCE	1474	MFR Autoelectrics Pty Ltd	Auto Electrical Repairs Rubbish trucks,	152.96
25/05/2023	\$APINVCE	1500	MFR Autoelectrics Pty Ltd	Auto Electrical Repairs Rubbish trucks,	352.90
25/05/2023	\$APINVCE	1499	MFR Autoelectrics Pty Ltd	Auto Electrical Repairs Rubbish trucks,	313.36
25/05/2023	\$APINVCE	1501	MFR Autoelectrics Pty Ltd	Auto Electrical Repairs Rubbish trucks,	464.37



Schedule of Accounts Paid - Municipal Fund
For the Period :01/05/2023-31/05/2023

Payment Date	Document Type	Invoice Number	Payee	Payment Details	Payment Amount
Cheque/EFT Number 236672			The Trustee for the Gilmour Trust t/as Gilmour & Jooste Elec Gilmour & Jooste El		15,627.39
25/05/2023	\$APINVCE	30254	The Trustee for the Gilmour Trust t/as Gilmour & Joc	VARIOUS SITES - UNPLANNED ELECTRICAL MAI	445.50
25/05/2023	\$APINVCE	30274	The Trustee for the Gilmour Trust t/as Gilmour & Joc	Generator Testing Various sites FY22/23	668.25
25/05/2023	\$APINVCE	30276	The Trustee for the Gilmour Trust t/as Gilmour & Joc	Generator Testing Various sites FY22/23	668.25
25/05/2023	\$APINVCE	30275	The Trustee for the Gilmour Trust t/as Gilmour & Joc	Generator Testing Various sites FY22/23	668.25
25/05/2023	\$APINVCE	30299	The Trustee for the Gilmour Trust t/as Gilmour & Joc	VARIOUS SITES - UNPLANNED ELECTRICAL MAI	148.50
25/05/2023	\$APINVCE	30268	The Trustee for the Gilmour Trust t/as Gilmour & Joc	VARIOUS SITES - UNPLANNED ELECTRICAL MAI	4,357.06
25/05/2023	\$APINVCE	30353	The Trustee for the Gilmour Trust t/as Gilmour & Joc	VARIOUS SITES - UNPLANNED ELECTRICAL MAI	2,465.20
25/05/2023	\$APINVCE	30352	The Trustee for the Gilmour Trust t/as Gilmour & Joc	VARIOUS SITES - UNPLANNED ELECTRICAL MAI	2,125.98
25/05/2023	\$APINVCE	30363	The Trustee for the Gilmour Trust t/as Gilmour & Joc	VARIOUS SITES - UNPLANNED ELECTRICAL MAI	222.75
25/05/2023	\$APINVCE	30297	The Trustee for the Gilmour Trust t/as Gilmour & Joc	Wellington Sq BBQ repairs	594.00
25/05/2023	\$APINVCE	30293	The Trustee for the Gilmour Trust t/as Gilmour & Joc	VARIOUS SITES - UNPLANNED ELECTRICAL MAI	222.75
25/05/2023	\$APINVCE	30361	The Trustee for the Gilmour Trust t/as Gilmour & Joc	VARIOUS SITES - UNPLANNED ELECTRICAL MAI	258.93
25/05/2023	\$APINVCE	30350	The Trustee for the Gilmour Trust t/as Gilmour & Joc	VARIOUS SITES - UNPLANNED ELECTRICAL MAI	502.81
25/05/2023	\$APINVCE	30322	The Trustee for the Gilmour Trust t/as Gilmour & Joc	VARIOUS SITES - UNPLANNED ELECTRICAL MAI	164.24
25/05/2023	\$APINVCE	30351	The Trustee for the Gilmour Trust t/as Gilmour & Joc	VARIOUS SITES - UNPLANNED ELECTRICAL MAI	222.75
25/05/2023	\$APINVCE	30328	The Trustee for the Gilmour Trust t/as Gilmour & Joc	VARIOUS SITES - UNPLANNED ELECTRICAL MAI	315.59
25/05/2023	\$APINVCE	30329	The Trustee for the Gilmour Trust t/as Gilmour & Joc	VARIOUS SITES - UNPLANNED ELECTRICAL MAI	331.27
25/05/2023	\$APINVCE	30318	The Trustee for the Gilmour Trust t/as Gilmour & Joc	VARIOUS SITES - UNPLANNED ELECTRICAL MAI	371.25
25/05/2023	\$APINVCE	30266	The Trustee for the Gilmour Trust t/as Gilmour & Joc	VARIOUS SITES - UNPLANNED ELECTRICAL MAI	214.28
25/05/2023	\$APINVCE	30321	The Trustee for the Gilmour Trust t/as Gilmour & Joc	VARIOUS SITES - UNPLANNED ELECTRICAL MAI	362.78
25/05/2023	\$APINVCE	30253	The Trustee for the Gilmour Trust t/as Gilmour & Joc	VARIOUS SITES - UNPLANNED ELECTRICAL MAI	148.50
25/05/2023	\$APINVCE	30269	The Trustee for the Gilmour Trust t/as Gilmour & Joc	VARIOUS SITES - UNPLANNED ELECTRICAL MAI	148.50
Cheque/EFT Number 236673			Sweet Pea Arts Pty Ltd		2,970.00
25/05/2023	\$APINVCE	INV-0128	Sweet Pea Arts Pty Ltd	Installation and painting of temporary e	2,970.00
Cheque/EFT Number 236674			James Robert Cassam Sippe James Sippe		7,810.00
25/05/2023	\$APINVCE	202212/203	James Robert Cassam Sippe James Sippe	Legal advice - Case 21-019-CEOLGL-G-8	7,810.00
Cheque/EFT Number 236675			People2People Recruitment (Western Australia) Pty Ltd		2,205.72
25/05/2023	\$APINVCE	INV-000035550	People2People Recruitment (Western Australia) Pty	Agency fees for Properties	2,205.72
Cheque/EFT Number 236676			Westcycle Incorporated		8,250.00
25/05/2023	\$APINVCE	3509	Westcycle Incorporated	Local Activation Grant 22/23 WestCycle I	8,250.00
Cheque/EFT Number 236677			AMS Technology Group Pty Ltd t/as AMS Installation & Mainten AMS Installation &		148.50
25/05/2023	\$APINVCE	544299	AMS Technology Group Pty Ltd t/as AMS Installation	AMS Reactive Maintenance/ Quoted Works f	148.50
Cheque/EFT Number 236678			Perth Commercial Laundry Pty Ltd		268.15
25/05/2023	\$APINVCE	PCL251	Perth Commercial Laundry Pty Ltd	Catering Linen Supply (Bungaree's New o	167.00
25/05/2023	\$APINVCE	PCL266	Perth Commercial Laundry Pty Ltd	Catering Linen Supply (Bungaree's New o	101.15
Cheque/EFT Number 236679			Telstra Limited		5,597.86
25/05/2023	\$APINVCE	4681944502	Telstra Limited	DATA CHARGES FOR 16 March-15 April 2023	1,979.96
25/05/2023	\$APINVCE	1057776700	Telstra Limited	DATA CHARGES FOR 16 March-15 April 2023	3,617.90
Cheque/EFT Number 236680			Techvision Australlia Pty Ltd		13,310.00
25/05/2023	\$APINVCE	INV-0031	Techvision Australlia Pty Ltd	Provision of support services	3,520.00
25/05/2023	\$APINVCE	INV-0032	Techvision Australlia Pty Ltd	Provision of support services	9,790.00
Cheque/EFT Number 236681			Liberation Cooperative WA Ltd		2,000.00
25/05/2023	\$APINVCE	SPON002	Liberation Cooperative WA Ltd	Local Activation Grant 22/23 Perth Vegan	2,000.00
Cheque/EFT Number 236682			Cutting Cart Pty Ltd t/as Dardanup Butchering Co		3,368.63
25/05/2023	\$APINVCE	BL726872	Cutting Cart Pty Ltd t/as Dardanup Butchering Co	Meat and Meat products for Citiplace Com	1,059.80
25/05/2023	\$APINVCE	BL723255	Cutting Cart Pty Ltd t/as Dardanup Butchering Co	Meat and Meat products for Citiplace Com	356.38
25/05/2023	\$APINVCE	BL727645	Cutting Cart Pty Ltd t/as Dardanup Butchering Co	Meat and Meat products for Citiplace Com	311.21
25/05/2023	\$APINVCE	BL720466	Cutting Cart Pty Ltd t/as Dardanup Butchering Co	Meat and Meat products for Citiplace Com	349.02
25/05/2023	\$APINVCE	BL737491	Cutting Cart Pty Ltd t/as Dardanup Butchering Co	Meat and Meat products for Citiplace Com	837.60
25/05/2023	\$APINVCE	BL738065	Cutting Cart Pty Ltd t/as Dardanup Butchering Co	Meat and Meat products for Citiplace Com	454.62
Cheque/EFT Number 236683			The Trustee for The Tucek Family Trust t/as Tucker Bush		633.00
25/05/2023	\$APINVCE	INV-0789	The Trustee for The Tucek Family Trust t/as Tucker B	Palmerston Verge transformation species	633.00
Cheque/EFT Number 236684			TTF Rubie Family Trust t/as Today's Building Services		990.00
25/05/2023	\$APINVCE	00000001	TTF Rubie Family Trust t/as Today's Building Services	CDC for His Majesty's CP gate replacemen	990.00
Cheque/EFT Number 236685			Boc Gases Australia Ltd		3.49
25/05/2023	\$APINVCE	4033918272	Boc Gases Australia Ltd	Dry Ice-Mosquito Management	3.49
Cheque/EFT Number 236686			CFMEU MINING & ENERGY DIVISION		320.00
25/05/2023	\$HRPAYJNL	EF 19/05/2023	CFMEU MINING & ENERGY DIVISION	CFMEU	280.00
25/05/2023	\$HRPAYJNL	F 19/05/2023	CFMEU MINING & ENERGY DIVISION	CFMEU	40.00
Cheque/EFT Number 236687			Child Support Agency		1,894.94
25/05/2023	\$HRPAYJNL	EF 19/05/2023	Child Support Agency	ATO Child Support Garnishees	947.69
25/05/2023	\$HRPAYJNL	F 19/05/2023	Child Support Agency	ATO Child Support Deduction	947.25
Cheque/EFT Number 236688			Choiceone Pty Ltd		36,732.88
25/05/2023	\$APINVCE	A050000	Choiceone Pty Ltd	Agency Assistant Cook to fill Thursday a	996.44
25/05/2023	\$APINVCE	A049874	Choiceone Pty Ltd	Agency staff	3,181.89



Schedule of Accounts Paid - Municipal Fund
For the Period :01/05/2023-31/05/2023

Payment Date	Document Type	Invoice Number	Payee	Payment Details	Payment Amount
25/05/2023	\$APINVCE	A049875	Choiceone Pty Ltd	Agency staff	1,818.22
25/05/2023	\$APINVCE	A049876	Choiceone Pty Ltd	Agency staff	1,818.22
25/05/2023	\$APINVCE	A050039	Choiceone Pty Ltd	Agency Staff Civil Maintenance	2,579.53
25/05/2023	\$APINVCE	A049994	Choiceone Pty Ltd	Temp Labour Hire - Waste and Cleaning Sa	2,246.48
25/05/2023	\$APINVCE	A049996	Choiceone Pty Ltd	Temp Labour Hire - Waste and Cleaning Sa	7,775.76
25/05/2023	\$APINVCE	A050001	Choiceone Pty Ltd	Temp Labour Hire - Waste and Cleaning Sa	2,559.15
25/05/2023	\$APINVCE	A050038	Choiceone Pty Ltd	Temp Labour Hire - Waste and Cleaning Sa	4,999.52
25/05/2023	\$APINVCE	A050002	Choiceone Pty Ltd	Choiceone recruitment- Labour hire to co	4,354.15
25/05/2023	\$APINVCE	A049997	Choiceone Pty Ltd	Carpenters-Temporary Staff	2,378.82
25/05/2023	\$APINVCE	A049999	Choiceone Pty Ltd	Temporary Staff Civil Maintenance	2,024.70
Cheque/EFT Number 236689					4,713.47
PROSEGR AUSTRALIA PTY LTD T/AS CHUBB SECURITY SERVICES					
25/05/2023	\$APINVCE	M3035183	PROSEGR AUSTRALIA PTY LTD T/AS CHUBB SECURITY	Parking Fee Cash Counting and Banking 20	4,713.47
Cheque/EFT Number 236690					2,750.00
CircusWA Inc					
25/05/2023	\$APINVCE	INV-3663	CircusWA Inc	Local Activation Grant 22/23 CircusWA In	2,750.00
Cheque/EFT Number 236691					658.00
CITY OF PERTH STAFF SOCIAL CLUB					
25/05/2023	\$HRPAYJNL	F 19/05/2023	CITY OF PERTH STAFF SOCIAL CLUB	Social Club	7.00
25/05/2023	\$HRPAYJNL	EF 19/05/2023	CITY OF PERTH STAFF SOCIAL CLUB	Social Club	56.00
25/05/2023	\$HRPAYJNL	F 19/05/2023	CITY OF PERTH STAFF SOCIAL CLUB	Social Club	595.00
Cheque/EFT Number 236692					308.00
CITY OF SOUTH PERTH					
25/05/2023	\$APINVCE	1454	CITY OF SOUTH PERTH	Animal Care Fees 22/23 FY	308.00
Cheque/EFT Number 236693					1,760.00
CLASSIC TREE SERVICES					
25/05/2023	\$APINVCE	INV-38621	CLASSIC TREE SERVICES	Street Tree Pruning, Removal and Arboric	1,760.00
Cheque/EFT Number 236694					89.00
CURTIN UNIVERSITY OF TECHNOLOGY					
25/05/2023	\$APINVCE	145797	CURTIN UNIVERSITY OF TECHNOLOGY	Professional Development	89.00
Cheque/EFT Number 236695					6,527.85
Drake Australia Pty Ltd					
25/05/2023	\$APINVCE	504703	Drake Australia Pty Ltd	2 x Mechanic Labour Hire - 32Hrs W/E - 3	3,120.49
25/05/2023	\$APINVCE	504702	Drake Australia Pty Ltd	2 x Mechanic Labour Hire - 32Hrs W/E - 3	3,407.36
Cheque/EFT Number 236696					2,012.70
Ellenby Tree Farm Pty Ltd					
25/05/2023	\$APINVCE	33137	Ellenby Tree Farm Pty Ltd	Park Tree Planting Opportunities: Ozone	2,012.70
Cheque/EFT Number 236697					1,399.20
ELLIOTTS IRRIGATION PTY LTD					
25/05/2023	\$APINVCE	F28148	ELLIOTTS IRRIGATION PTY LTD	Groundwater Filtration System Maintenanc	1,399.20
Cheque/EFT Number 236698					63.83
FARINOSI & SONS PTY LTD					
25/05/2023	\$APINVCE	11096988	FARINOSI & SONS PTY LTD	Supplies for carpenters & signwriter	31.08
25/05/2023	\$APINVCE	11096985	FARINOSI & SONS PTY LTD	Supplies for carpenters & signwriter	32.75
Cheque/EFT Number 236699					457.20
STRATAGREEN					
25/05/2023	\$APINVCE	154332	STRATAGREEN	Stanley Knives & Plastic Rakes	457.20
Cheque/EFT Number 236700					13,966.02
HAYS PERSONNEL SERVICES (AUST) PTY LTD					
25/05/2023	\$APINVCE	51605862	HAYS PERSONNEL SERVICES (AUST) PTY LTD	Temp Labour Hire - Waste and Cleaning Sa	2,053.26
25/05/2023	\$APINVCE	51605861	HAYS PERSONNEL SERVICES (AUST) PTY LTD	Temp Labour Hire - Waste and Cleaning Sa	2,366.53
25/05/2023	\$APINVCE	51605863	HAYS PERSONNEL SERVICES (AUST) PTY LTD	Temp Labour Hire - Waste and Cleaning Sa	1,160.01
25/05/2023	\$APINVCE	51590823	HAYS PERSONNEL SERVICES (AUST) PTY LTD	Economic Modeling and Analysis support I	5,990.16
25/05/2023	\$APINVCE	51536385	HAYS PERSONNEL SERVICES (AUST) PTY LTD	Economic Modeling and Analysis support I	2,396.06
Cheque/EFT Number 236701					423.73
HOSPITAL BENEFIT FUND OF WA					
25/05/2023	\$HRPAYJNL	EF 19/05/2023	HOSPITAL BENEFIT FUND OF WA	Hospital Benefit Fund	288.67
25/05/2023	\$HRPAYJNL	F 19/05/2023	HOSPITAL BENEFIT FUND OF WA	Hospital Benefit Fund	135.06
Cheque/EFT Number 236702					1,705.00
Inst of Public Works Engineering Australasia Ltd - IPWEA IPWEA Australasia					
25/05/2023	\$APINVCE	83656-SP0423	Inst of Public Works Engineering Australasia Ltd - IPV	Annual Subscription to IPWEA	1,705.00
Cheque/EFT Number 236703					307,161.00
JASON SIGNMAKERS					
25/05/2023	\$APINVCE	234951	JASON SIGNMAKERS	Bus Shelter Replacement Program	63,620.15
25/05/2023	\$APINVCE	28276	JASON SIGNMAKERS	BAY DISCS FOR PCEC CAR PARK	295.48
25/05/2023	\$APINVCE	28490	JASON SIGNMAKERS	Manufacture and installation of CBD Bus	243,245.37
Cheque/EFT Number 236704					32,234.11
MINDARIE REGIONAL COUNCIL					
25/05/2023	\$APINVCE	SINV-047083	MINDARIE REGIONAL COUNCIL	MRC Member Council Admin Fee 2022/23 Lan	32,234.11
Cheque/EFT Number 236705					1,144.00
LGRCEU					
25/05/2023	\$HRPAYJNL	EF 19/05/2023	LGRCEU	LGRCEU	1,034.00
25/05/2023	\$HRPAYJNL	F 19/05/2023	LGRCEU	LGRCEU	110.00
Cheque/EFT Number 236706					1,718.75
REINO INTERNATIONAL					
25/05/2023	\$APINVCE	SBSIO0031	REINO INTERNATIONAL	SLA for PEMS server Support 22/23	1,718.75
Cheque/EFT Number 236707					1,695.00
PLANNING INSTITUTE OF AUSTRALIA					
25/05/2023	\$APINVCE	PIA23-512	PLANNING INSTITUTE OF AUSTRALIA	PIA Congress 2023 Adelaide	1,695.00
Cheque/EFT Number 236708					726.00
POSTER GIRLS					
25/05/2023	\$APINVCE	15225	POSTER GIRLS	Poster Girls distribution Boorloo Festiv	726.00
Cheque/EFT Number 236709					6,003.55
THE ROYAL LIFE SAVING SOCIETY WA INC					
25/05/2023	\$APINVCE	201582	THE ROYAL LIFE SAVING SOCIETY WA INC	VARIOUS SITES -WATER FEATURE PREVENTATI	6,003.55
Cheque/EFT Number 236710					1,572.03
RSEA PTY LTD					
25/05/2023	\$APCREDT	14126010	RSEA PTY LTD	RSEA - Safety Clothing for CDS Team	-37.40



Schedule of Accounts Paid - Municipal Fund
For the Period :01/05/2023-31/05/2023

Payment Date	Document Type	Invoice Number	Payee	Payment Details	Payment Amount
25/05/2023	\$APINVCE	14304265	RSEA PTY LTD	Civil Maintenance-Safety Wear	474.10
25/05/2023	\$APCREDIT	14249212	RSEA PTY LTD	RSEA	-118.80
25/05/2023	\$APCREDIT	14214196	RSEA PTY LTD	RSEA	-104.50
25/05/2023	\$APCREDIT	14238000	RSEA PTY LTD	RSEA	-187.00
25/05/2023	\$APINVCE	13845052C	RSEA PTY LTD	Staff Uniform Order	193.60
25/05/2023	\$APINVCE	14544129	RSEA PTY LTD	FM Team - Safety Boots FY2022/2023 Ple	154.00
25/05/2023	\$APINVCE	14302010	RSEA PTY LTD	Civil Maintenance-Safety Wear	474.10
25/05/2023	\$APINVCE	14515490	RSEA PTY LTD	Employee Safety Boots	153.96
25/05/2023	\$APINVCE	14495887C	RSEA PTY LTD	60x pairs Nitrile Gloves XL	25.34
25/05/2023	\$APINVCE	14515436	RSEA PTY LTD	Employee Safety Boots	159.50
25/05/2023	\$APINVCE	14542418	RSEA PTY LTD	Employee Safety Boots	148.50
25/05/2023	\$APINVCE	14495887A	RSEA PTY LTD	60x pairs Nitrile Gloves XL	23.76
25/05/2023	\$APINVCE	14495887B	RSEA PTY LTD	60x pairs Nitrile Gloves XL	12.67
25/05/2023	\$APINVCE	14330813	RSEA PTY LTD	Staff Uniform	200.20
Cheque/EFT Number 236711					535.52
			Scarboro Motors Pty Ltd t/as Scarboro Toyota		
25/05/2023	\$APINVCE	PI23225169	Scarboro Motors Pty Ltd t/as Scarboro Toyota	Purchase in dash reversing camera.	535.52
Cheque/EFT Number 236712					703.45
			SCOPE SPORTSWEAR		
25/05/2023	\$APINVCE	INV-6173	SCOPE SPORTSWEAR	Cotton Caps & Wide Brim Hats For Custome	703.45
Cheque/EFT Number 236713					368.50
			SCOTT PRINT		
25/05/2023	\$APINVCE	171040	SCOTT PRINT	Signs Foyer	368.50
Cheque/EFT Number 236714					14,663.00
			The Trustee for The Eng Family Trust t/as Silvernfern IT		
25/05/2023	\$APINVCE	00019335	The Trustee for The Eng Family Trust t/as Silvernfern IT	Silverfern IT Professional Services - Ci	14,663.00
Cheque/EFT Number 236715					334.00
			CSP GROUP PTY LTD T/AS STIHL SHOP OSBORNE PARK		
25/05/2023	\$APINVCE	76463 #7	CSP GROUP PTY LTD T/AS STIHL SHOP OSBORNE PAR	General Servicing of Minor Plant - EG -	40.00
25/05/2023	\$APINVCE	76382 #3	CSP GROUP PTY LTD T/AS STIHL SHOP OSBORNE PAR	General Servicing of Minor Plant - EG -	45.00
25/05/2023	\$APINVCE	76396 #3	CSP GROUP PTY LTD T/AS STIHL SHOP OSBORNE PAR	General Servicing of Minor Plant - EG -	249.00
Cheque/EFT Number 236716					5,349.19
			Ultimo Catering & Events Pty Ltd		
25/05/2023	\$APINVCE	00419293	Ultimo Catering & Events Pty Ltd	COP catering Food supplies ULTIMO	302.50
25/05/2023	\$APINVCE	00419291	Ultimo Catering & Events Pty Ltd	COP catering Food supplies ULTIMO	386.10
25/05/2023	\$APINVCE	00419289	Ultimo Catering & Events Pty Ltd	COP catering Food supplies ULTIMO	264.00
25/05/2023	\$APINVCE	00419290	Ultimo Catering & Events Pty Ltd	COP catering Food supplies ULTIMO	350.90
25/05/2023	\$APINVCE	00419292	Ultimo Catering & Events Pty Ltd	COP catering Food supplies ULTIMO	133.10
25/05/2023	\$APINVCE	00419205	Ultimo Catering & Events Pty Ltd	COP catering Food supplies ULTIMO	342.54
25/05/2023	\$APINVCE	00419206	Ultimo Catering & Events Pty Ltd	COP catering Food supplies ULTIMO	311.85
25/05/2023	\$APINVCE	00419207	Ultimo Catering & Events Pty Ltd	COP catering Food supplies ULTIMO	251.35
25/05/2023	\$APINVCE	00419208	Ultimo Catering & Events Pty Ltd	COP catering Food supplies ULTIMO	154.00
25/05/2023	\$APINVCE	00419071	Ultimo Catering & Events Pty Ltd	COP catering Food supplies ULTIMO	275.55
25/05/2023	\$APINVCE	00419141	Ultimo Catering & Events Pty Ltd	COP catering Food supplies ULTIMO	110.00
25/05/2023	\$APINVCE	00419262	Ultimo Catering & Events Pty Ltd	COP catering Food supplies ULTIMO	305.80
25/05/2023	\$APINVCE	00419167	Ultimo Catering & Events Pty Ltd	COP catering Food supplies ULTIMO	2,068.00
25/05/2023	\$APINVCE	00419237	Ultimo Catering & Events Pty Ltd	COP catering Food supplies ULTIMO	93.50
Cheque/EFT Number 236717					1,947.74
			ONESTEEL TRADING PTY LTD t/as MIDALIA STEEL		
25/05/2023	\$APINVCE	64144856	ONESTEEL TRADING PTY LTD t/as MIDALIA STEEL	12 sheets of Aluminum 2400 x 1200 x 1.6m	1,947.74
Cheque/EFT Number 236718					1,337.00
			THE DEPARTMENT OF FIRE & EMERGENCY SERVICES(DFES)		
25/05/2023	\$APINVCE	60892201	THE DEPARTMENT OF FIRE & EMERGENCY SERVICES	(Roe St CP - False fire alarm DFES Invoi	1,337.00
Cheque/EFT Number 236719					184.90
			Western Australia Police		
25/05/2023	\$APINVCE	127086299	Western Australia Police	Volunteer Police Clearances.	51.00
25/05/2023	\$APINVCE	127085847	Western Australia Police	Volunteer Police Clearances.	116.90
25/05/2023	\$APINVCE	127085982	Western Australia Police	Volunteer Police Clearances.	17.00
Cheque/EFT Number 236720					18,084.20
			W.C. CONVENIENCE MANAGEMENT PTY LTD		
25/05/2023	\$APINVCE	00015533	W.C. CONVENIENCE MANAGEMENT PTY LTD	VARIOUS SITES - APT CLEANING & MAINTENAN	9,042.10
25/05/2023	\$APINVCE	00015400	W.C. CONVENIENCE MANAGEMENT PTY LTD	VARIOUS SITES - APT CLEANING & MAINTENAN	9,042.10
Cheque/EFT Number 236721					370.74
			PUBLIC TRANSPORT AUTHORITY OF WA		
25/05/2023	\$APINVCE	I5111900	PUBLIC TRANSPORT AUTHORITY OF WA	iCity Kiosk Public Transport Authority -	370.74
Cheque/EFT Number 236722					150.00
			Steve Boyer		
25/05/2023	\$APINVCE	02052023	Steve Boyer	Healthy Lifestyle -S BOYER	150.00
Cheque/EFT Number 236723					11.50
			Belinda Claire Airey		
25/05/2023	\$APINVCE	82849/23	Belinda Claire Airey	Refund-Permit Cancellation-B.C. Airey	11.50
Cheque/EFT Number 236724					150.00
			Aidan Leon Feddersen		
25/05/2023	\$APINVCE	15052023	Aidan Leon Feddersen	Healthy Life Style - Aidan Feddersen	150.00
Cheque/EFT Number 236725					295.10
			Rental Management Aust,		
25/05/2023	\$APINVCE	94227/23	Rental Management Aust,	Refund Overpayment-U15/124 Terrace Road	295.10
Cheque/EFT Number 236726					156.00
			S HICKS		
25/05/2023	\$APINVCE	2023/19	S HICKS	Refund-pathway-Dept of Education Photo	156.00
Cheque/EFT Number 236727					156.00
			All Tree Solutions WA		
25/05/2023	\$APINVCE	2023/530	All Tree Solutions WA	Refund Pathway-Monash Ave Nedlands	156.00



Schedule of Accounts Paid - Municipal Fund
For the Period :01/05/2023-31/05/2023

Payment Date	Document Type	Invoice Number	Payee	Payment Details	Payment Amount
Cheque/EFT Number 236728					229.00
25/05/2023	\$APINVCE	2023/56	Nara Juliana Martins de Souza	Refund Pathway-StudyPerth Int'l student	229.00
Cheque/EFT Number 236729					156.00
25/05/2023	\$APINVCE	2023/492	R J Cridge	Refund-permit - 50 James St, Northbridge	156.00
Cheque/EFT Number 236730					156.00
25/05/2023	\$APINVCE	2023/473	Contra-Flow Pty Ltd	Refund Pathway-469 Murray St	156.00
Cheque/EFT Number 236731					150.00
25/05/2023	\$APINVCE	190523PW	PORTIA WALKER	Healthy Life Style - PORTIA WALKER	150.00
Cheque/EFT Number 236732					71.00
25/05/2023	\$APINVCE	190523RH	Rizalina hays	Healthy Life Style - Rizalina hays	71.00
Cheque/EFT Number 236733					150.00
25/05/2023	\$APINVCE	190523JD	Jonathan Davidson	Healthy Life Style - Jonathan Davidson	150.00
Cheque/EFT Number 236734					128.00
25/05/2023	\$APINVCE	190523AML	Anne- Marie Langdon	Healthy Life Style - Anne- Marie Langdon	128.00
Cheque/EFT Number 236735					5.00
25/05/2023	\$APINVCE	220523IE	Jason Edmiston	Refund-Parking Overcharged	5.00
Cheque/EFT Number 236736					28.00
25/05/2023	\$APINVCE	2023-00695	Morgan Keyte	Refund - Parking Overcharged	28.00
Cheque/EFT Number 236737					7.00
25/05/2023	\$APINVCE	2023-09129	Gina Smith	Refund - Parking Overcharged	7.00
Cheque/EFT Number 236738					129.98
25/05/2023	\$APINVCE	CG230523	Craig Gidley	Healthy Life Style - Craig Gidley	129.98
Cheque/EFT Number 236739					150.00
25/05/2023	\$APINVCE	CJ230523	Carl Johnson	Healthy Life Style - Carl Johnson	150.00
Cheque/EFT Number 236740					262.50
31/05/2023	\$APINVCE	576489	EUROPEAN FOODS PTY LTD	COP catering Coffee Supplies	262.50
Cheque/EFT Number 236741					369.82
31/05/2023	\$APCREDIT	4520711558	REPCO	REPCO	-57.04
31/05/2023	\$APINVCE	4520719387	REPCO	Serving Filter for Utes + MISC Consumabl	426.86
Cheque/EFT Number 236742					35,904.00
31/05/2023	\$APINVCE	24294	HASELL LTD	Laneways refresh program - Public Life S	35,904.00
Cheque/EFT Number 236743					2,547.95
31/05/2023	\$APINVCE	I59190356.PER	BIDFOOD WA PTY LTD	Food and beverage supplies for Community	1,308.74
31/05/2023	\$APINVCE	I59147264.PER	BIDFOOD WA PTY LTD	Food and beverage supplies for Community	977.73
31/05/2023	\$APINVCE	I59165143.PER	BIDFOOD WA PTY LTD	Food and beverage supplies for Community	261.48
Cheque/EFT Number 236744					4,750.28
31/05/2023	\$APINVCE	00165785	ADVANCED TRAFFIC MANAGEMENT	TMP and T/Manage Ord Street, West Perth	2,750.59
31/05/2023	\$APINVCE	00165815	ADVANCED TRAFFIC MANAGEMENT	Traffic management for Bronte St verge w	581.25
31/05/2023	\$APINVCE	00165784	ADVANCED TRAFFIC MANAGEMENT	Provide Traffic Management	1,418.44
Cheque/EFT Number 236745					750.00
31/05/2023	\$APINVCE	00105923	ADVANCED AUTOLOGIC	Ad Blue for Mercedes Rubbish Trucks	750.00
Cheque/EFT Number 236746					4,575.00
31/05/2023	\$APINVCE	42705	AIBS WA CHAPTER	Professional Development	4,575.00
Cheque/EFT Number 236747					762.00
31/05/2023	\$APINVCE	45191980	NESPRESSO	Coffee pods level 7	762.00
Cheque/EFT Number 236748					2,404.00
31/05/2023	\$APINVCE	SIN000115909	DATA 3	Additional Microsoft M365 license X5	2,404.00
Cheque/EFT Number 236749					387.07
31/05/2023	\$APINVCE	122315	ROSMECH SALES AND SERVICE PTY LTD	L/H Side Brush Arm Control Pad for Large	387.07
Cheque/EFT Number 236750					4,221.79
31/05/2023	\$APINVCE	186108114	Higgins Coatings Pty Ltd	Unplanned Graffiti Removal & Painting Se	4,221.79
Cheque/EFT Number 236751					1,776.72
31/05/2023	\$APINVCE	00121198	THE TRUSTEE FOR THE DAVID LOOKE FAMILY TRUST T/A MICROWAY	Vyond subscription	1,776.72
Cheque/EFT Number 236752					4,222.49
31/05/2023	\$APINVCE	70464059	ALINTA SALES PTY LTD	ADELAIDE TCE, PERTH WA	2,380.37
31/05/2023	\$APINVCE	70463727	ALINTA SALES PTY LTD	5 ST GEORGES TCE, PERTH WA	1,842.12
Cheque/EFT Number 236753					80,035.51
31/05/2023	\$APINVCE	00002271	MENCHETTI CONSOLIDATED PTY LTD T/AS MG GROUP WA	John Oldham Bridge Replacement - Design	80,035.51
Cheque/EFT Number 236754					1,204.50
31/05/2023	\$APINVCE	8688	ThinkTank Media Pty Ltd	PA Summit	1,204.50
Cheque/EFT Number 236755					3,603.01
31/05/2023	\$APINVCE	22121	THE TRUSTEE FOR JKL TRUST T/AS 3 MONKEYS AUDIOVISUAL PTY LTD	NEW SWITCH AND INSTALLATION FOR LEVEL 9	3,603.01
Cheque/EFT Number 236756					18,779.42
31/05/2023	\$APINVCE	300437	ACCESS BRICKPAVING CO	Replacement tree planting 22/23, Multipl	774.40
31/05/2023	\$APINVCE	50526	ACCESS BRICKPAVING CO	Replacement tree planting 22/23, Multipl	3,652.00
31/05/2023	\$APINVCE	300439	ACCESS BRICKPAVING CO	Mill St - Pram Ramps and Traffic Islands	660.00



Schedule of Accounts Paid - Municipal Fund
For the Period :01/05/2023-31/05/2023

Payment Date	Document Type	Invoice Number	Payee	Payment Details	Payment Amount
31/05/2023	\$APINVCE	50530	ACCESS BRICKPAVING CO	URBAN FOREST INFILL PLANTING PROGRAM TRE	7,469.00
31/05/2023	\$APINVCE	50529	ACCESS BRICKPAVING CO	Emergency works IBIS Hotel fire escape	828.52
31/05/2023	\$APINVCE	300432	ACCESS BRICKPAVING CO	Replacement tree planting 22/23, Multipl	1,648.90
31/05/2023	\$APINVCE	300438	ACCESS BRICKPAVING CO	Replacement tree planting 22/23, Multipl	3,746.60
Cheque/EFT Number 236757 Sunny Industrial Brushware					1,415.37
31/05/2023	\$APINVCE	00026836	Sunny Industrial Brushware	Annual Sweeper Brush Blanket Order for 3	1,415.37
Cheque/EFT Number 236758 Drainflow Services Pty Ltd					41,756.94
31/05/2023	\$APINVCE	00013242	Drainflow Services Pty Ltd	14 Cook St Drainage - Drainflow	41,756.94
Cheque/EFT Number 236759 DAIMLER TRUCKS PERTH					409.74
31/05/2023	\$APINVCE	XA980030863:01	DAIMLER TRUCKS PERTH	Inter Cooler Hose for Large Mercedes Rub	409.74
Cheque/EFT Number 236760 SURUN SERVICES PTY LTD					24,686.02
31/05/2023	\$APINVCE	INV-11407-L9M211	SURUN SERVICES PTY LTD	2022/23 electrical maintenance requireme	202.13
31/05/2023	\$APINVCE	INV-11384-T9Q9V1	SURUN SERVICES PTY LTD	2022/23 electrical maintenance requireme	185.63
31/05/2023	\$APINVCE	INV-11385-V0X2X0	SURUN SERVICES PTY LTD	2022/23 electrical maintenance requireme	315.48
31/05/2023	\$APINVCE	INV-11383-V5G6J9	SURUN SERVICES PTY LTD	2022/23 electrical maintenance requireme	212.36
31/05/2023	\$APINVCE	INV-11414-Q3N7P4	SURUN SERVICES PTY LTD	2022/23 electrical maintenance requireme	758.16
31/05/2023	\$APINVCE	INV-11416-C4W4K7	SURUN SERVICES PTY LTD	2022/23 electrical maintenance requireme	386.10
31/05/2023	\$APINVCE	INV-11361-V1V7H5	SURUN SERVICES PTY LTD	2022/23 electrical maintenance requireme	293.48
31/05/2023	\$APINVCE	INV-11365-P3CAC0	SURUN SERVICES PTY LTD	2022/23 electrical maintenance requireme	273.90
31/05/2023	\$APINVCE	INV-11366-B7L0V2	SURUN SERVICES PTY LTD	2022/23 electrical maintenance requireme	274.73
31/05/2023	\$APINVCE	INV-11238-P8J9Z7	SURUN SERVICES PTY LTD	2022/23 electrical maintenance requireme	440.33
31/05/2023	\$APINVCE	INV-11364-Q3Y2Z2	SURUN SERVICES PTY LTD	2022/23 electrical maintenance requireme	582.23
31/05/2023	\$APINVCE	INV-11158-J8X0G5	SURUN SERVICES PTY LTD	2022/23 electrical maintenance requireme	207.35
31/05/2023	\$APINVCE	INV-11244-V0C6R6	SURUN SERVICES PTY LTD	2022/23 electrical maintenance requireme	311.19
31/05/2023	\$APINVCE	INV-11164-D2N5L3	SURUN SERVICES PTY LTD	2022/23 electrical maintenance requireme	206.14
31/05/2023	\$APINVCE	INV-11209-C1T9K3	SURUN SERVICES PTY LTD	2022/23 electrical maintenance requireme	193.05
31/05/2023	\$APINVCE	INV-11341-Y4J7G8	SURUN SERVICES PTY LTD	2022/23 electrical maintenance requireme	273.90
31/05/2023	\$APINVCE	INV-11344-K0W4S5	SURUN SERVICES PTY LTD	2022/23 electrical maintenance requireme	310.97
31/05/2023	\$APINVCE	INV-11339-N9J7G5	SURUN SERVICES PTY LTD	2022/23 electrical maintenance requireme	436.70
31/05/2023	\$APINVCE	INV-11336-F7Q0S1	SURUN SERVICES PTY LTD	2022/23 electrical maintenance requireme	773.69
31/05/2023	\$APINVCE	INV-11351-N4K7W1	SURUN SERVICES PTY LTD	2022/23 electrical maintenance requireme	150.15
31/05/2023	\$APINVCE	INV-11349-M4R3Y1	SURUN SERVICES PTY LTD	2022/23 electrical maintenance requireme	289.58
31/05/2023	\$APINVCE	INV-11342-R6G9G2	SURUN SERVICES PTY LTD	2022/23 electrical maintenance requireme	145.53
31/05/2023	\$APINVCE	INV-11345-F1F3X4	SURUN SERVICES PTY LTD	2022/23 electrical maintenance requireme	391.04
31/05/2023	\$APINVCE	INV-11346-J9D8L0	SURUN SERVICES PTY LTD	2022/23 electrical maintenance requireme	375.54
31/05/2023	\$APINVCE	INV-11338-Z5P4F6	SURUN SERVICES PTY LTD	2022/23 electrical maintenance requireme	322.85
31/05/2023	\$APINVCE	INV-11348-K4Q8Q5	SURUN SERVICES PTY LTD	2022/23 electrical maintenance requireme	170.67
31/05/2023	\$APINVCE	INV-11343-H8P5G5	SURUN SERVICES PTY LTD	2022/23 electrical maintenance requireme	145.53
31/05/2023	\$APINVCE	INV-11350-Q7S2K7	SURUN SERVICES PTY LTD	2022/23 electrical maintenance requireme	283.14
31/05/2023	\$APINVCE	INV-11358-L1N5T3	SURUN SERVICES PTY LTD	2022/23 electrical maintenance requireme	545.00
31/05/2023	\$APINVCE	INV-11352-K5W4Z3	SURUN SERVICES PTY LTD	2022/23 electrical maintenance requireme	218.30
31/05/2023	\$APINVCE	INV-11355-J8D3V4	SURUN SERVICES PTY LTD	2022/23 electrical maintenance requireme	263.12
31/05/2023	\$APINVCE	INV-11353-C3F1X0	SURUN SERVICES PTY LTD	2022/23 electrical maintenance requireme	193.05
31/05/2023	\$APINVCE	INV-11357-K9P6H5	SURUN SERVICES PTY LTD	2022/23 electrical maintenance requireme	590.70
31/05/2023	\$APINVCE	INV-11233-X6Q0D6	SURUN SERVICES PTY LTD	2022/23 electrical maintenance requireme	388.14
31/05/2023	\$APINVCE	INV-11248-K6M3D7	SURUN SERVICES PTY LTD	2022/23 electrical maintenance requireme	145.53
31/05/2023	\$APINVCE	INV-11285-B2G7Z6	SURUN SERVICES PTY LTD	2022/23 electrical maintenance requireme	310.97
31/05/2023	\$APINVCE	INV-11311-S6S0P2	SURUN SERVICES PTY LTD	2022/23 electrical maintenance requireme	387.31
31/05/2023	\$APINVCE	INV-11300-V8R6G4	SURUN SERVICES PTY LTD	2022/23 electrical maintenance requireme	518.33
31/05/2023	\$APINVCE	INV-11297-T5J8D0	SURUN SERVICES PTY LTD	2022/23 electrical maintenance requireme	848.53
31/05/2023	\$APINVCE	INV-11309-L3J5Q1	SURUN SERVICES PTY LTD	2022/23 electrical maintenance requireme	560.47
31/05/2023	\$APINVCE	INV-11278-D2G7N9	SURUN SERVICES PTY LTD	2022/23 electrical maintenance requireme	201.52
31/05/2023	\$APINVCE	INV-11295-J4N8G6	SURUN SERVICES PTY LTD	2022/23 electrical maintenance requireme	450.45
31/05/2023	\$APINVCE	INV-11281-N9D3S5	SURUN SERVICES PTY LTD	2022/23 electrical maintenance requireme	270.16
31/05/2023	\$APINVCE	INV-11313-S3Y7Y6	SURUN SERVICES PTY LTD	2022/23 electrical maintenance requireme	158.84
31/05/2023	\$APINVCE	INV-11308-R8B9R1	SURUN SERVICES PTY LTD	2022/23 electrical maintenance requireme	300.08
31/05/2023	\$APINVCE	INV-11287-G4W1V9	SURUN SERVICES PTY LTD	2022/23 electrical maintenance requireme	503.81
31/05/2023	\$APINVCE	INV-11408-T1M4D4	SURUN SERVICES PTY LTD	2022/23 electrical maintenance requireme	376.53
31/05/2023	\$APINVCE	INV-11403-S6R9G3	SURUN SERVICES PTY LTD	2022/23 electrical maintenance requireme	667.83
31/05/2023	\$APINVCE	INV-11376-Q9K3Q1	SURUN SERVICES PTY LTD	2022/23 electrical maintenance requireme	938.98
31/05/2023	\$APINVCE	INV-11373-T7K6Q7	SURUN SERVICES PTY LTD	2022/23 electrical maintenance requireme	658.48
31/05/2023	\$APINVCE	INV-11379-P2V0T0	SURUN SERVICES PTY LTD	2022/23 electrical maintenance requireme	600.60
31/05/2023	\$APINVCE	INV-11381-Q7H9B7	SURUN SERVICES PTY LTD	2022/23 electrical maintenance requireme	675.68
31/05/2023	\$APINVCE	INV-11382-F9Q8W1	SURUN SERVICES PTY LTD	2022/23 electrical maintenance requireme	258.50
31/05/2023	\$APINVCE	INV-11377-Q4C6N7	SURUN SERVICES PTY LTD	2022/23 electrical maintenance requireme	237.93
31/05/2023	\$APINVCE	INV-11372-W6J6J6	SURUN SERVICES PTY LTD	2022/23 electrical maintenance requireme	512.95



Schedule of Accounts Paid - Municipal Fund
For the Period :01/05/2023-31/05/2023

Payment Date	Document Type	Invoice Number	Payee	Payment Details	Payment Amount
31/05/2023	\$APINVCE	INV-11374-W3T8T1	SURUN SERVICES PTY LTD	2022/23 electrical maintenance requireme	379.61
31/05/2023	\$APINVCE	INV-11371-H4K6F1	SURUN SERVICES PTY LTD	2022/23 electrical maintenance requireme	158.90
31/05/2023	\$APINVCE	INV-11375-H2Y8R8	SURUN SERVICES PTY LTD	2022/23 electrical maintenance requireme	606.98
31/05/2023	\$APINVCE	INV-11402-F1C8T4	SURUN SERVICES PTY LTD	2022/23 electrical maintenance requireme	296.78
31/05/2023	\$APINVCE	INV-11418-H3G2F3	SURUN SERVICES PTY LTD	2022/23 electrical maintenance requireme	156.09
31/05/2023	\$APINVCE	INV-11398-F7G0M1	SURUN SERVICES PTY LTD	2022/23 electrical maintenance requireme	291.50
31/05/2023	\$APINVCE	INV-11417-F5H5B3	SURUN SERVICES PTY LTD	2022/23 electrical maintenance requireme	676.06
31/05/2023	\$APINVCE	INV-11415-Y2G8L0	SURUN SERVICES PTY LTD	2022/23 electrical maintenance requireme	594.00
31/05/2023	\$APINVCE	INV-11404-J1F2Q6	SURUN SERVICES PTY LTD	2022/23 electrical maintenance requireme	460.92
31/05/2023	\$APINVCE	INV-11409-B0P6M5	SURUN SERVICES PTY LTD	2022/23 electrical maintenance requireme	371.84
Cheque/EFT Number 236761 LIGHTSPEED COMMUNICATIONS AUSTRALIA PTY LTD t/as LIGHTSPEED					3,242.67
31/05/2023	\$APINVCE	88570	LIGHTSPEED COMMUNICATIONS AUSTRALIA PTY LTD	Q25328 Consolidate camera switches to si	673.62
31/05/2023	\$APINVCE	88577	LIGHTSPEED COMMUNICATIONS AUSTRALIA PTY LTD	Q25388 Communications pit 195 stonewash	2,569.05
Cheque/EFT Number 236762 Seaport Nominees Pty Ltd t/as Discus Print & Signage					104.50
31/05/2023	\$APINVCE	00033723	Seaport Nominees Pty Ltd	t/as Discus Print & Signage Introduction panel for Wonders of the Wo	104.50
Cheque/EFT Number 236763 MAIN ROADS WESTERN AUSTRALIA					2,707.06
31/05/2023	\$APINVCE	8021612	MAIN ROADS WESTERN AUSTRALIA	Repair the loop on Sutherland St / Cambr	2,707.06
Cheque/EFT Number 236764 CNW PTY LTD T/AS CNW ELECTRICAL WHOLESALE & ENERGY SOLUTIONS					9,009.00
31/05/2023	\$APINVCE	118439281	CNW PTY LTD T/AS CNW ELECTRICAL WHOLESALE &	RFT000078 Roe Street and Elder Street C	9,009.00
Cheque/EFT Number 236765 Centre for Pavement Engineering Education Inc					2,020.00
31/05/2023	\$APINVCE	ORD-11929	Centre for Pavement Engineering Education Inc	Mechanistic Pavement Design-Circlly Works	2,020.00
Cheque/EFT Number 236766 DATALINE VISUAL LINK PTY LTD					1,984.76
31/05/2023	\$APINVCE	56339	DATALINE VISUAL LINK PTY LTD	CCTV Maintenance 22/23 FY	248.09
31/05/2023	\$APINVCE	56335	DATALINE VISUAL LINK PTY LTD	CCTV Maintenance 22/23 FY	744.28
31/05/2023	\$APINVCE	56337	DATALINE VISUAL LINK PTY LTD	CCTV Maintenance 22/23 FY	186.08
31/05/2023	\$APINVCE	56338	DATALINE VISUAL LINK PTY LTD	CCTV Maintenance 22/23 FY	124.05
31/05/2023	\$APINVCE	56336	DATALINE VISUAL LINK PTY LTD	CCTV Maintenance 22/23 FY	682.26
Cheque/EFT Number 236767 ELECTRICITY GENERATION AND RETAIL CORPORATION					4,415.07
31/05/2023	\$APINVCE	2081805454	ELECTRICITY GENERATION AND RETAIL CORPORATIO	96 Murray St, Perth WA 6000	133.35
31/05/2023	\$APINVCE	2001869512	ELECTRICITY GENERATION AND RETAIL CORPORATIO	205 James St, Northbridge WA 6003	731.16
31/05/2023	\$APINVCE	2037824102	ELECTRICITY GENERATION AND RETAIL CORPORATIO	Lot 9000 Fitzgerald St, Perth WA 6000	707.98
31/05/2023	\$APINVCE	2037826384	ELECTRICITY GENERATION AND RETAIL CORPORATIO	Lot 483 U 2 Terrace Rd, Perth WA 6000	316.75
31/05/2023	\$APINVCE	2005838274	ELECTRICITY GENERATION AND RETAIL CORPORATIO	171 St Georges Tce, Perth WA 600	452.98
31/05/2023	\$APINVCE	2041820637	ELECTRICITY GENERATION AND RETAIL CORPORATIO	U 3 81 Royal St, East Perth WA 6004	794.13
31/05/2023	\$APINVCE	2021836756	ELECTRICITY GENERATION AND RETAIL CORPORATIO	4 Royal St, East Perth WA 6004	637.56
31/05/2023	\$APINVCE	2041821397	ELECTRICITY GENERATION AND RETAIL CORPORATIO	Lot 135 Aberdeen St, Northbridge WA 6003	641.16
Cheque/EFT Number 236768 BLACKWOODS ATKINS					213.54
31/05/2023	\$APINVCE	SI04679790	BLACKWOODS ATKINS	27x cans Insect knockdown spray	213.54
Cheque/EFT Number 236769 Luminare Pty Ltd t/as Art Install					387.20
31/05/2023	\$APINVCE	INV-0289	Luminare Pty Ltd	t/as Art Install Artwork Delivery	387.20
Cheque/EFT Number 236770 MULTI FIX WA					68.75
31/05/2023	\$APINVCE	S809859	MULTI FIX WA	Threaded rod for tree guard installs	68.75
Cheque/EFT Number 236771 LAZARUS ROAD PTY LTD T/AS PICA BAR & CAFE					5,066.47
31/05/2023	\$APINVCE	INV-0020	LAZARUS ROAD PTY LTD T/AS PICA BAR & CAFE	Small Business Bounce Back Grant 2021/22	5,066.47
Cheque/EFT Number 236772 GEOFFREY BAIN T/AS JUNK REMOVAL					300.00
31/05/2023	\$APINVCE	INV11490	GEOFFREY BAIN T/AS JUNK REMOVAL	CONCOURSE BIN ROOM - PLANNED MAINTENANCE	200.00
31/05/2023	\$APINVCE	INV11486	GEOFFREY BAIN T/AS JUNK REMOVAL	CONCOURSE BIN ROOM - PLANNED MAINTENANCE	100.00
Cheque/EFT Number 236773 BROWNES FOODS OPERATIONS PTY LTD					102.56
31/05/2023	\$APINVCE	17157370	BROWNES FOODS OPERATIONS PTY LTD	Depot Weekly Milk Delivery 1 July 2022 -	102.56
Cheque/EFT Number 236774 AUSTRALIAN INSTITUTE OF MANAGEMENT					1,100.00
31/05/2023	\$APINVCE	7147767	AUSTRALIAN INSTITUTE OF MANAGEMENT	Professional Development	550.00
31/05/2023	\$APINVCE	7147768	AUSTRALIAN INSTITUTE OF MANAGEMENT	Professional Development	550.00
Cheque/EFT Number 236775 BEACON EQUIPMENT BENTLEY					249.60
31/05/2023	\$APINVCE	70183 #2	BEACON EQUIPMENT BENTLEY	Wing Nut Knobs for Deck Cover on John De	249.60
Cheque/EFT Number 236776 WOMA(AUSTRALIA)PTY LTD					8,813.87
31/05/2023	\$APINVCE	97529	WOMA(AUSTRALIA)PTY LTD	Replacement Guide Bar for Heavy Duty Cha	8,813.87
Cheque/EFT Number 236777 The Trustee for the Hendies Unit Trust t/as Perth Party Hire					280.00
31/05/2023	\$APINVCE	CO230325	The Trustee for the Hendies Unit Trust	t/as Perth Par 25/3/23 - Perth Party Hire Reception Fur	280.00
Cheque/EFT Number 236778 NATURAL AREA CONSULTING MANAGEMENT SERVICES					407.00
31/05/2023	\$APINVCE	00020033	NATURAL AREA CONSULTING MANAGEMENT SERVIC	Lake Vasto algae collection - Natural Ar	407.00
Cheque/EFT Number 236779 WESTERN METROPOLITAN REGIONAL COUNCIL					39.94
31/05/2023	\$APINVCE	M-2305309	WESTERN METROPOLITAN REGIONAL COUNCIL	Green Waste Tipping Fees 22/23	39.94
Cheque/EFT Number 236780 LMATS Pty Ltd					924.00
31/05/2023	\$APINVCE	00093024	LMATS Pty Ltd	Council House Concrete Testing	924.00
Cheque/EFT Number 236781 ANIMATION ARTROOM PTY LTD					14,447.77
31/05/2023	\$APINVCE	ARCOP2305	ANIMATION ARTROOM PTY LTD	Six months extension for Screen Curation	14,447.77



Schedule of Accounts Paid - Municipal Fund
For the Period :01/05/2023-31/05/2023

Payment Date	Document Type	Invoice Number	Payee	Payment Details	Payment Amount
Cheque/EFT Number 236782					6,795.00
31/05/2023	\$APINVCE	23668	CUNDALL JOHNSTON & PARTNERS PTY LTD	NABERS Rating, Council House - 2022	6,795.00
Cheque/EFT Number 236783					2,004.23
31/05/2023	\$APINVCE	779450	ALLMAKES PTY LTD T/AS BRANDWORX AUSTRALIA	Rangers Uniform Supplies 2022-2023	900.26
31/05/2023	\$APINVCE	779458	ALLMAKES PTY LTD T/AS BRANDWORX AUSTRALIA	Rangers Uniform Supplies 2022-2023	43.10
31/05/2023	\$APINVCE	779455	ALLMAKES PTY LTD T/AS BRANDWORX AUSTRALIA	Uniform Order	165.40
31/05/2023	\$APINVCE	779438	ALLMAKES PTY LTD T/AS BRANDWORX AUSTRALIA	Rangers Uniform Supplies 2022-2023	298.49
31/05/2023	\$APINVCE	779439	ALLMAKES PTY LTD T/AS BRANDWORX AUSTRALIA	Rangers Uniform Supplies 2022-2023	99.50
31/05/2023	\$APINVCE	779445	ALLMAKES PTY LTD T/AS BRANDWORX AUSTRALIA	Rangers Uniform Supplies 2022-2023	497.48
Cheque/EFT Number 236784					8,330.71
31/05/2023	\$APINVCE	4560416	Programmed Skilled Workforce Limited	Agency CPP Permits	1,423.14
31/05/2023	\$APINVCE	4497985	Programmed Skilled Workforce Limited	Recruitment Services	2,566.99
31/05/2023	\$APINVCE	4560418	Programmed Skilled Workforce Limited	Onstreet Reservations Contract Staff - 6	1,856.27
31/05/2023	\$APINVCE	4560417	Programmed Skilled Workforce Limited	Parking Card Contract Staff - 6 month A	2,484.31
Cheque/EFT Number 236785					1,193.50
31/05/2023	\$APINVCE	00012753	RESOURCE FLUID POWER PTY LTD T/AS H.W.C. HYDRAULICS & EQUIPM	RESOURCE FLUID POWER PTY LTD T/AS H.W.C. HYDRRepair / Rebuild for Hydraulic RAMS for	1,193.50
Cheque/EFT Number 236786					4,345.00
31/05/2023	\$APINVCE	DOC0046347	DDL Australia Pty Ltd t/as Lumify Group	Professional Development	4,345.00
Cheque/EFT Number 236787					1,178.10
31/05/2023	\$APINVCE	38369	BAILEY'S THE FERTILISER FAMILY	one pallet of premium potting mix and on	1,178.10
Cheque/EFT Number 236788					285.45
31/05/2023	\$APINVCE	9042059750	WINC AUSTRALIA PTY LTD	Kensington Footrest Ergonomic & Gluten F	285.45
Cheque/EFT Number 236789					2,666.36
31/05/2023	\$APINVCE	0009454	ACE SECURITY AND EVENTS SERVICES	CPP Operations Mobile Security, vehicle	2,251.44
31/05/2023	\$APINVCE	0009476	ACE SECURITY AND EVENTS SERVICES	Security for Town Hall events - Ordered	414.92
Cheque/EFT Number 236790					3,333.00
31/05/2023	\$APINVCE	JINV629877	GMF CONTRACTORS	PO for insitu-Kerbing hill street	3,333.00
Cheque/EFT Number 236791					1,760.00
31/05/2023	\$APINVCE	0000109	The Trustee for Cove Waterways Management Trust	The Trustee for Cove Waterways Management Trust Lake Vasto algae removal - Cove Waterway	1,760.00
Cheque/EFT Number 236792					15,094.20
31/05/2023	\$APINVCE	601132440C	Flick Anticimex Pty Ltd	PEST CONTROL SERVICES - VARIOUS SITES -	12,727.72
31/05/2023	\$APINVCE	601134883C	Flick Anticimex Pty Ltd	PEST CONTROL SERVICES - VARIOUS SITES -	12,727.72
31/05/2023	\$APINVCE	602793998	Flick Anticimex Pty Ltd	VARIOUS SITES - UNPLANNED MAINTENANCE -	286.00
31/05/2023	\$APCREDT	602770471	Flick Anticimex Pty Ltd	Invoice 602758615 Due to Price Adjustmen	-1,039.50
31/05/2023	\$APCREDT	602770477	Flick Anticimex Pty Ltd	Invoice 602748731 Due to Price Adjustmen	-1,039.50
31/05/2023	\$APCREDT	602807011	Flick Anticimex Pty Ltd	Invoice 602795992 Due to Billing Error	-2,142.06
31/05/2023	\$APCREDT	602807012	Flick Anticimex Pty Ltd	602776996 Due to Billing Error	-2,142.06
31/05/2023	\$APCREDT	602813967	Flick Anticimex Pty Ltd	Invoice 602813967 Due to Billing Error	-2,142.06
31/05/2023	\$APCREDT	602807013	Flick Anticimex Pty Ltd	Invoice 602758681 Due to Billing Error	-2,142.06
Cheque/EFT Number 236793					5,999.40
31/05/2023	\$APINVCE	975415M	ESSENTIAL FIRE SERVICES PTY LTD	FIRE SERVICES REACTIVE MAINTENANCE FOR F	899.80
31/05/2023	\$APINVCE	967955M	ESSENTIAL FIRE SERVICES PTY LTD	FIRE SERVICES REACTIVE MAINTENANCE FOR F	4,263.60
31/05/2023	\$APINVCE	979485M	ESSENTIAL FIRE SERVICES PTY LTD	FIRE SERVICES REACTIVE MAINTENANCE FOR F	594.00
31/05/2023	\$APINVCE	981145M	ESSENTIAL FIRE SERVICES PTY LTD	FIRE SERVICES REACTIVE MAINTENANCE FOR F	242.00
Cheque/EFT Number 236794					717.75
31/05/2023	\$APINVCE	00003428	The Trustee for Hayto Trust t/as SoCo Studios	Clean Machine video and raw footage	717.75
Cheque/EFT Number 236795					68.00
31/05/2023	\$APINVCE	BB-19369	BIN BATH CORPORATION PTY LTD	VARIOUS SITES - BIN CLEANING SERVICES FO	68.00
Cheque/EFT Number 236796					15,204.20
31/05/2023	\$APINVCE	116736	Access Without Barriers Pty Ltd t/as AWB Co	AWB UNPLANNED MAINTENANCE - 2022/23 FY.	8,340.20
31/05/2023	\$APINVCE	116730	Access Without Barriers Pty Ltd t/as AWB Co	AWB UNPLANNED MAINTENANCE - 2022/23 FY.	814.00
31/05/2023	\$APINVCE	116793	Access Without Barriers Pty Ltd t/as AWB Co	AWB UNPLANNED MAINTENANCE - 2022/23 FY.	6,050.00
Cheque/EFT Number 236797					979.78
31/05/2023	\$APINVCE	9280271891	JACOBS DOUWE EGBERTS AU PTY LTD	Coffee Supplies for Level 6 See quote 13	979.78
Cheque/EFT Number 236798					1,133.00
31/05/2023	\$APINVCE	INV-40654	Tangibility Pty Ltd	100x delegate bags for June 2023 event (1,133.00
Cheque/EFT Number 236799					412.50
31/05/2023	\$APINVCE	681059	Screenlink Pty Ltd t/as Aussie-IT, Batteries Plus	Replacement battery for Rangers Ute	412.50
Cheque/EFT Number 236800					37,618.84
31/05/2023	\$APINVCE	967331831	CHEVRON AUSTRALIA DOWNSTREAM FUELS PTY LTD	Depot Diesel Fuel 12500L	18,423.64
31/05/2023	\$APINVCE	967327293	CHEVRON AUSTRALIA DOWNSTREAM FUELS PTY LTD	Depot Diesel Fuel 13000L	19,195.20
Cheque/EFT Number 236801					595.00
31/05/2023	\$APINVCE	IN 101656	Excel Consulting Solutions Pty Ltd t/as Nexacu	professional development please do not	595.00
Cheque/EFT Number 236802					2,267.05
31/05/2023	\$APINVCE	54365	Action Glass Pty Ltd t/as Action Glass & Aluminium	GLAZING VARIOUS SITES - UNPLANNED MAINT	1,442.05
31/05/2023	\$APINVCE	54359	Action Glass Pty Ltd t/as Action Glass & Aluminium	GLAZING VARIOUS SITES - UNPLANNED MAINT	440.00



Schedule of Accounts Paid - Municipal Fund
For the Period :01/05/2023-31/05/2023

Payment Date	Document Type	Invoice Number	Payee	Payment Details	Payment Amount
31/05/2023	\$APINVCE	54399	Action Glass Pty Ltd t/as Action Glass & Aluminium	GLAZING VARIOUS SITES - UNPLANNED MAINT	385.00
Cheque/EFT Number 236803					184.00
31/05/2023	\$APINVCE	4245	The Trustee for Green and Hood Family Trusts t/a PeLevel 7 - Milk. PNC/City Records (Corp S		184.00
Cheque/EFT Number 236804					344.91
31/05/2023	\$APINVCE	500213771	DULUXGROUP(AUSTRALIA)PTY LTD T/AS DULUX AUS Paint and Hardware supplies for use in G		173.06
31/05/2023	\$APINVCE	500243686	DULUXGROUP(AUSTRALIA)PTY LTD T/AS DULUX AUS Paint and Hardware supplies for use in G		90.63
31/05/2023	\$APINVCE	500159519	DULUXGROUP(AUSTRALIA)PTY LTD T/AS DULUX AUS Paint and Hardware supplies for use in G		81.22
Cheque/EFT Number 236805					468.60
31/05/2023	\$APINVCE	00024664	THE TRUSTEE FOR THE D & J ROSE FAMILY TRUST T/STAFF DESK PLATES NEW STARTER APRIL. 22		468.60
Cheque/EFT Number 236806					15.20
31/05/2023	\$APINVCE	ML-T00056041	J.H. FLUID TRANSFER SOLUTIONS PTY LTD T/AS PIRTEK MALAGA		15.20
Cheque/EFT Number 236807					4,669.99
31/05/2023	\$APINVCE	170601	HERITAGE WAY PTY LTD (DOMUS NURSERY)	City wide, native plant spring order.	4,669.99
Cheque/EFT Number 236808					215.57
31/05/2023	\$APINVCE	40547371	THE GRIFFITH FAMILY TRUST T/AS SUPERSTOCK SERV SUPERSTOCK - SUPPLY OF FOOD AND BEVERAGE		200.77
31/05/2023	\$APINVCE	40547372	THE GRIFFITH FAMILY TRUST T/AS SUPERSTOCK SERV SUPERSTOCK - SUPPLY OF FOOD AND BEVERAGE		14.80
Cheque/EFT Number 236809					1,441.30
31/05/2023	\$APINVCE	INVTBIO0004892	BIG ISSUE IN AUSTRALIA LIMITED T/AS THE BIG ISSUE	Big Issue in Australia Limited T/AS THE BIG ISSUE Big Issues Magazines. We sell the magazi	1,441.30
Cheque/EFT Number 236810					10,578.71
31/05/2023	\$APINVCE	42499	R11 PTY LTD T/AS R11 TECHNOLOGY	CCTV Network Switches for CW 10467 QAW23	10,578.71
Cheque/EFT Number 236811					1,894.20
31/05/2023	\$APINVCE	17675240	FULTON HOGAN INDUSTRIES PTY LTD	48 X 20KG EZ Street Bags Black	1,894.20
Cheque/EFT Number 236812					4,034.01
31/05/2023	\$APINVCE	449766	THE TRUSTEE FOR THE QUITO PTY LTD T/AS BENARA NURSERIES	Plants for Parks Central plus the Malls.	3,658.36
31/05/2023	\$APINVCE	458707	THE TRUSTEE FOR THE QUITO PTY LTD T/AS BENARA NURSERIES	Plants	375.65
Cheque/EFT Number 236813					1,818.65
31/05/2023	\$APINVCE	12038313	COMPLETE OFFICE SUPPLIES PTY LTD - COS	Stationery and Office Supplies	213.91
31/05/2023	\$APINVCE	12031924	COMPLETE OFFICE SUPPLIES PTY LTD - COS	Cleaning, catering and Stationery order	95.35
31/05/2023	\$APINVCE	12028625	COMPLETE OFFICE SUPPLIES PTY LTD - COS	Corporate Services - Level 6 stationery	240.69
31/05/2023	\$APINVCE	12040552	COMPLETE OFFICE SUPPLIES PTY LTD - COS	Ranger Stores and Equipment 22/23	72.41
31/05/2023	\$APCREDIT	00717912	COMPLETE OFFICE SUPPLIES PTY LTD - COS	Invoice 12021949	-24.02
31/05/2023	\$APINVCE	11101111110111111111	COMPLETE OFFICE SUPPLIES PTY LTD - COS	Ranger Stores and Equipment 22/23	353.65
31/05/2023	\$APINVCE	12044670	COMPLETE OFFICE SUPPLIES PTY LTD - COS	Depot Stationery & Catering Supplies	417.04
31/05/2023	\$APINVCE	12043169	COMPLETE OFFICE SUPPLIES PTY LTD - COS	Stationery & Office Supplies for Tech	449.62
Cheque/EFT Number 236814					480.00
31/05/2023	\$APINVCE	3080	DAVID YEUNG T/AS CAR CARE(WA)KEWDALE	Cleaning of pool cars for the year	320.00
31/05/2023	\$APINVCE	3094	DAVID YEUNG T/AS CAR CARE(WA)KEWDALE	car cleaning	160.00
Cheque/EFT Number 236815					663.30
31/05/2023	\$APINVCE	1X045855	Tyres 4U Pty Limited	New Tyres for Rubbish Trucks + Repairs	663.30
Cheque/EFT Number 236816					3,054.99
31/05/2023	\$APINVCE	DBAIN0523	DIANNE BAIN	Meeting attendance, ICT allowance	3,054.99
Cheque/EFT Number 236817					3,054.99
31/05/2023	\$APINVCE	CBEVAN0523	CLYDE BEVAN	Meeting attendance, ICT allowance	3,054.99
Cheque/EFT Number 236818					3,054.99
31/05/2023	\$APINVCE	BFLEETON0523	BRENT FLEETON	LM Allowance, attendance, ICT allowance	3,054.99
Cheque/EFT Number 236819					5,969.58
31/05/2023	\$APINVCE	LGOBBERT0523	LIAM GOBBERT	LM Allowance, attendance, ICT allowance	5,969.58
Cheque/EFT Number 236821					19,002.39
31/05/2023	\$APINVCE	HPL81076	Hoban Recruitment Pty Ltd	Civil Maintenance Agency Staff	2,749.63
31/05/2023	\$APINVCE	HPL81075	Hoban Recruitment Pty Ltd	Contract Parking Technicians for Technic	1,833.15
31/05/2023	\$APINVCE	HPL81077	Hoban Recruitment Pty Ltd	Contract Parking Technicians for Technic	1,833.15
31/05/2023	\$APINVCE	HPL81074	Hoban Recruitment Pty Ltd	CPP Operations Contract Labour Hire. WAL	12,586.46
Cheque/EFT Number 236822					3,054.99
31/05/2023	\$APINVCE	VK00523	VIKTOR KO	Meeting attendance, ICT allowance	3,054.99
Cheque/EFT Number 236823					3,054.99
31/05/2023	\$APINVCE	CLEZER190523	CATHERINE LEZER	LM Allowance, attendance, ICT allowance	3,054.99
Cheque/EFT Number 236824					16,092.14
31/05/2023	\$APINVCE	BZEMPILAS0523	BASIL ZEMPILAS	LM Allowance, attendance, ICT allowance	16,092.14
Cheque/EFT Number 236825					3,054.99
31/05/2023	\$APINVCE	RGORDON0523	REBECCA GORDON	Meeting attendance, ICT allowance	3,054.99
Cheque/EFT Number 236826					3,054.99
31/05/2023	\$APINVCE	SANGHIE0523	SANDY ANGHIE	Meeting attendance, ICT allowance	3,054.99
Cheque/EFT Number 236827					1,256.17
31/05/2023	\$APINVCE	36564	BELL TRADING TRUST T/AS NORTH STAR SECURITY	VARIOUS SITES - UNPLANNED ACCESS CONTROL	593.45
31/05/2023	\$APINVCE	36596	BELL TRADING TRUST T/AS NORTH STAR SECURITY	VARIOUS SITES - ALARM MONITORING & PLANN	552.72
31/05/2023	\$APINVCE	36724	BELL TRADING TRUST T/AS NORTH STAR SECURITY	VARIOUS SITES - UNPLANNED ACCESS CONTROL	110.00



Schedule of Accounts Paid - Municipal Fund
For the Period :01/05/2023-31/05/2023

Payment Date	Document Type	Invoice Number	Payee	Payment Details	Payment Amount
Cheque/EFT Number 236828					75.56
31/05/2023	\$APINVCE	SI0007850	MDM Entertainment Pty Ltd	Requisition not to be email to the suppl	15.18
31/05/2023	\$APINVCE	SI0007849	MDM Entertainment Pty Ltd	Supply of Assorted Adult Fiction & Adult	60.38
Cheque/EFT Number 236829					99.00
31/05/2023	\$APINVCE	5875	The Trustee for Dominic Trim's Family Trust t/a Pedders Suspension & Brakes Osbo	The Trustee for Dominic Trim's Family Trust t/a PeddWheel Alignments for 5 x Rangers MISC Ut	99.00
Cheque/EFT Number 236830					145.00
31/05/2023	\$APINVCE	INRE002607147	Realestate.com.au Pty Ltd	Real Commercial.com Subscription 22/23	145.00
Cheque/EFT Number 236831					329.84
31/05/2023	\$APINVCE	336564	FreshExchange Pty Ltd	FRESH EXCHANGE - FRUIT AND VEGETABLES.	329.84
Cheque/EFT Number 236832					350.00
31/05/2023	\$APINVCE	INV215877	Competency Training Pty Ltd t/as Site Skills Training	Competency Training Pty Ltd t/as Site Skills Training WHS training	350.00
Cheque/EFT Number 236833					2,090.00
31/05/2023	\$APINVCE	00014261	Maine Architecture Pty Ltd	City of Perth Depot - New stores office	2,090.00
Cheque/EFT Number 236834					3,897.96
31/05/2023	\$APINVCE	INV-0444	Wright Welding & Fabrication Pty Ltd	VARIOUS SITES - UNPLANNED WELDING & FABR	1,112.76
31/05/2023	\$APINVCE	INV-0443	Wright Welding & Fabrication Pty Ltd	General street lighting maintenance	2,785.20
Cheque/EFT Number 236835					2,152.57
31/05/2023	\$APINVCE	H2463	Helene Pty Ltd t/as LO-GO Appointments	Temp Administration Support staff	55.00
31/05/2023	\$APINVCE	H2467	Helene Pty Ltd t/as LO-GO Appointments	Temp Administration Support staff	2,097.57
Cheque/EFT Number 236836					16,280.70
31/05/2023	\$APINVCE	28037	The Trustee for the Gilmour Trust t/as Gilmour & Jooste Elec Gilmour & Jooste EI	The Trustee for the Gilmour Trust t/as Gilmour & JocVARIOUS SITES - UNPLANNED ELECTRICAL MAI	222.75
31/05/2023	\$APINVCE	30373	The Trustee for the Gilmour Trust t/as Gilmour & JocVARIOUS SITES - UNPLANNED ELECTRICAL MAI	The Trustee for the Gilmour Trust t/as Gilmour & JocVARIOUS SITES - UNPLANNED ELECTRICAL MAI	881.65
31/05/2023	\$APINVCE	30374	The Trustee for the Gilmour Trust t/as Gilmour & JocVARIOUS SITES - UNPLANNED ELECTRICAL MAI	The Trustee for the Gilmour Trust t/as Gilmour & JocVARIOUS SITES - UNPLANNED ELECTRICAL MAI	570.22
31/05/2023	\$APINVCE	30375	The Trustee for the Gilmour Trust t/as Gilmour & JocVARIOUS SITES - UNPLANNED ELECTRICAL MAI	The Trustee for the Gilmour Trust t/as Gilmour & JocVARIOUS SITES - UNPLANNED ELECTRICAL MAI	366.58
31/05/2023	\$APINVCE	30371	The Trustee for the Gilmour Trust t/as Gilmour & JocVARIOUS SITES - UNPLANNED ELECTRICAL MAI	The Trustee for the Gilmour Trust t/as Gilmour & JocVARIOUS SITES - UNPLANNED ELECTRICAL MAI	379.50
31/05/2023	\$APINVCE	29785	The Trustee for the Gilmour Trust t/as Gilmour & JocG&J - UPS Preventative Maintenance Contr	The Trustee for the Gilmour Trust t/as Gilmour & JocG&J - UPS Preventative Maintenance Contr	13,860.00
Cheque/EFT Number 236837					18,869.97
31/05/2023	\$APINVCE	00721692	TJ and RJ Sellick Pty Ltd t/as Lawn Doctor	Primo Maxx Application - Langley Park 8L	365.75
31/05/2023	\$APINVCE	00721693	TJ and RJ Sellick Pty Ltd t/as Lawn Doctor	Turf Wetting Agent and Kelp Applications	17,272.22
31/05/2023	\$APINVCE	00721694	TJ and RJ Sellick Pty Ltd t/as Lawn Doctor	Green Lawnger Application	1,232.00
Cheque/EFT Number 236838					2,940.96
31/05/2023	\$APINVCE	INV-0000036155	People2People Recruitment (Western Australia) Pty	Agency fees for Properties	2,940.96
Cheque/EFT Number 236839					1,699.50
31/05/2023	\$APINVCE	543066	AMS Technology Group Pty Ltd t/as AMS Installation & Mainten AMS Installation &	AMS Technology Group Pty Ltd t/as AMS Installation AMS Reactive Maintenance/ Quoted Works f	247.50
31/05/2023	\$APINVCE	544385	AMS Technology Group Pty Ltd t/as AMS Installation & Mainten AMS Installation &	AMS Technology Group Pty Ltd t/as AMS Installation AMS Reactive Maintenance/ Quoted Works f	511.50
31/05/2023	\$APINVCE	544338	AMS Technology Group Pty Ltd t/as AMS Installation & Mainten AMS Installation &	AMS Technology Group Pty Ltd t/as AMS Installation AMS Reactive Maintenance/ Quoted Works f	693.00
31/05/2023	\$APINVCE	544340	AMS Technology Group Pty Ltd t/as AMS Installation & Mainten AMS Installation &	AMS Technology Group Pty Ltd t/as AMS Installation AMS Reactive Maintenance/ Quoted Works f	99.00
31/05/2023	\$APINVCE	544339	AMS Technology Group Pty Ltd t/as AMS Installation & Mainten AMS Installation &	AMS Technology Group Pty Ltd t/as AMS Installation AMS Reactive Maintenance/ Quoted Works f	148.50
Cheque/EFT Number 236840					5,500.00
31/05/2023	\$APINVCE	193	The Non-Resident Nepali Association Australia Limited	The Non-Resident Nepali Association Australia LimiteLocal Activation Grants 2022/23 Non Resi	5,500.00
Cheque/EFT Number 236841					1,523.50
31/05/2023	\$APINVCE	00051940	Envirostream Australia Pty Ltd	Envirostream Transport of Battery boxes	918.50
31/05/2023	\$APINVCE	00051941	Envirostream Australia Pty Ltd	Initial usage fee, 2 further usage fees,	605.00
Cheque/EFT Number 236842					2,574.00
31/05/2023	\$APINVCE	INV49650	Breathalyser Sales & Service Pty Ltd	ISA Depot Voluntary Breathalyser Trial-e	2,574.00
Cheque/EFT Number 236843					500.00
31/05/2023	\$APINVCE	1234	Royal Perth Hospital Heritage Society (RPH Heritage Society)	Royal Perth Hospital Heritage Society (RPH Heritage Series of Historic Walking Tours - Royal	500.00
Cheque/EFT Number 236844					825.00
31/05/2023	\$APINVCE	1038002	Oliver Grimaldi	Design Review Panel Sitting Fee PLEASE	825.00
Cheque/EFT Number 236845					3,615.34
31/05/2023	\$APINVCE	230350-1	Simon Payne t/as Roof Access WA	New ladder to Ozone roof top	3,615.34
Cheque/EFT Number 236846					789.03
31/05/2023	\$APINVCE	BL738361	Cutting Cart Pty Ltd t/as Dardanup Butchering Co	Meat and Meat products for Citipace Com	789.03
Cheque/EFT Number 236847					7,229.75
31/05/2023	\$APINVCE	694HAY-BIG0017GRANT	Chai Thiam Tan Family Trust (Lease Equity)	Business Improvement Grant 22/23	7,229.75
Cheque/EFT Number 236848					2,200.00
31/05/2023	\$APINVCE	061	Nobuo Hara	Presentation fee for Introduction to Aus	2,200.00
Cheque/EFT Number 236849					1,430.00
31/05/2023	\$APINVCE	1173	Mark William Turner	Musician for Musos in the Mall 28 April	1,430.00
Cheque/EFT Number 236850					1,008.34
31/05/2023	\$APINVCE	2404/01107451	BUNNINGS BUILDING SUPPLIES P/L	VARIOUS SITES - SUPPLY OF GENERAL HARDWA	1,008.34
Cheque/EFT Number 236851					231.15
31/05/2023	\$APINVCE	25079624P2305	CABCHARGE AUSTRALIA PTY LTD	Cabcharge 22/23 FY Cabcharge Account 25	231.15
Cheque/EFT Number 236852					430.00
31/05/2023	\$APINVCE	60091443	CAPITAL APPLIANCES PTY LTD T/AS CITY RETRAVISION	CAPITAL APPLIANCES PTY LTD T/AS CITY RETRAVISIO 2 X MICROWAVES FOR CRIB ROOMS CONTRACT	430.00
Cheque/EFT Number 236853					1,320.00
Cheque/EFT Number 236853					1,320.00
Cheque/EFT Number 236853					1,320.00



Schedule of Accounts Paid - Municipal Fund
For the Period :01/05/2023-31/05/2023

Payment Date	Document Type	Invoice Number	Payee	Payment Details	Payment Amount
31/05/2023	\$APINVCE	SI-0003994	CENTRECARE CORPORATE	Requisition for EAP - Access Wellbeing 1	1,320.00
Cheque/EFT Number 236854					14,597.84
			Choiceone Pty Ltd		
31/05/2023	\$APINVCE	A049998	Choiceone Pty Ltd	Agency staff	3,947.40
31/05/2023	\$APINVCE	A050100	Choiceone Pty Ltd	Agency Staff Civil Maintenance	2,637.93
31/05/2023	\$APINVCE	A050165	Choiceone Pty Ltd	Temp Labour Hire - Waste and Cleaning Sa	7,813.00
31/05/2023	\$APINVCE	A050196	Choiceone Pty Ltd	Carpenters-Temporary Staff	1,189.41
31/05/2023	\$APINVCE	A050164	Choiceone Pty Ltd	Temporary Staff Civil Maintenance	1,518.53
31/05/2023	\$APINVCE	WO-A050038	Choiceone Pty Ltd	Inv A050038	-4,999.52
31/05/2023	\$APINVCE	A050163	Choiceone Pty Ltd	Agency Assistant Cook to fill Thursday a	2,491.09
Cheque/EFT Number 236855					21,564.36
			CLASSIC TREE SERVICES		
31/05/2023	\$APINVCE	INV-38755	CLASSIC TREE SERVICES	Street Tree Pruning, Removal and Arboric	4,013.30
31/05/2023	\$APINVCE	INV-38765	CLASSIC TREE SERVICES	Street Tree Pruning, Removal and Arboric	647.63
31/05/2023	\$APINVCE	INV-38764	CLASSIC TREE SERVICES	Street Tree Pruning, Removal and Arboric	277.20
31/05/2023	\$APINVCE	INV-38715	CLASSIC TREE SERVICES	Street Tree Pruning, Removal and Arboric	5,692.50
31/05/2023	\$APINVCE	INV-38766	CLASSIC TREE SERVICES	Street Tree Pruning, Removal and Arboric	647.63
31/05/2023	\$APINVCE	INV-38716	CLASSIC TREE SERVICES	Street Tree Pruning, Removal and Arboric	9,072.25
31/05/2023	\$APINVCE	INV-38768	CLASSIC TREE SERVICES	Street Tree Pruning, Removal and Arboric	1,213.85
Cheque/EFT Number 236856					693,689.00
			DEPUTY COMMISSIONER OF TAXATION		
31/05/2023	\$HRPAYJNL	EF 19/05/2023	DEPUTY COMMISSIONER OF TAXATION	Withholding Tax (PAYG)	982.00
31/05/2023	\$HRPAYJNL	F 19/05/2023	DEPUTY COMMISSIONER OF TAXATION	Withholding Tax (PAYG)	2,616.00
31/05/2023	\$HRPAYJNL	F 19/05/2023	DEPUTY COMMISSIONER OF TAXATION	HELP	346.00
31/05/2023	\$HRPAYJNL	F 19/05/2023	DEPUTY COMMISSIONER OF TAXATION	ETP Tax (Code O)	906.00
31/05/2023	\$HRPAYJNL	F 19/05/2023	DEPUTY COMMISSIONER OF TAXATION	Extra Tax	26.00
31/05/2023	\$HRPAYJNL	F 19/05/2023	DEPUTY COMMISSIONER OF TAXATION	Withholding Tax (PAYG)	40,622.00
31/05/2023	\$HRPAYJNL	EF 19/05/2023	DEPUTY COMMISSIONER OF TAXATION	HELP	1,296.00
31/05/2023	\$HRPAYJNL	EF 19/05/2023	DEPUTY COMMISSIONER OF TAXATION	Extra Tax	1,696.00
31/05/2023	\$HRPAYJNL	EF 19/05/2023	DEPUTY COMMISSIONER OF TAXATION	Withholding Tax (PAYG)	92,194.00
31/05/2023	\$HRPAYJNL	F 19/05/2023	DEPUTY COMMISSIONER OF TAXATION	HELP	17,610.00
31/05/2023	\$HRPAYJNL	F 19/05/2023	DEPUTY COMMISSIONER OF TAXATION	Extra Tax	5,254.00
31/05/2023	\$HRPAYJNL	F 19/05/2023	DEPUTY COMMISSIONER OF TAXATION	Withholding Tax (PAYG)	530,128.00
31/05/2023	\$HRPAYJNL	F 19/05/2023	DEPUTY COMMISSIONER OF TAXATION	ETP Tax (Code O)	13.00
Cheque/EFT Number 236857					6,240.99
			Drake Australia Pty Ltd		
31/05/2023	\$APINVCE	505125	Drake Australia Pty Ltd	2 x Mechanic Labour Hire - 38 + 24Hrs W/	3,748.21
31/05/2023	\$APINVCE	505124	Drake Australia Pty Ltd	2 x Mechanic Labour Hire - 38 + 24Hrs W/	2,492.78
Cheque/EFT Number 236858					12,406.31
			Ellenby Tree Farm Pty Ltd		
31/05/2023	\$APINVCE	33219	Ellenby Tree Farm Pty Ltd	Park Tree Planting Opportunities: Ozone	12,406.31
Cheque/EFT Number 236859					512.77
			FARINOSI & SONS PTY LTD		
31/05/2023	\$APINVCE	11097970	FARINOSI & SONS PTY LTD	Drainage works supplies	25.00
31/05/2023	\$APINVCE	11098317	FARINOSI & SONS PTY LTD	Carpenters fixings for street furniture	184.90
31/05/2023	\$APINVCE	11098318	FARINOSI & SONS PTY LTD	Carpenters fixings for street furniture	61.56
31/05/2023	\$APINVCE	11097857	FARINOSI & SONS PTY LTD	Replenish carpenters ute supplies	168.35
31/05/2023	\$APINVCE	11098315	FARINOSI & SONS PTY LTD	Carpenters fixings for street furniture	72.96
Cheque/EFT Number 236861					620.40
			STRATAGREEN		
31/05/2023	\$APINVCE	154568	STRATAGREEN	30x Soil Wetter Liquid 1L Envirosoak	620.40
Cheque/EFT Number 236862					10,280.54
			HAYS PERSONNEL SERVICES (AUST) PTY LTD		
31/05/2023	\$APINVCE	51619659	HAYS PERSONNEL SERVICES (AUST) PTY LTD	Temp Labour Hire - Waste and Cleaning Sa	336.49
31/05/2023	\$APINVCE	51619657	HAYS PERSONNEL SERVICES (AUST) PTY LTD	Temp Labour Hire - Waste and Cleaning Sa	1,871.98
31/05/2023	\$APINVCE	51569257	HAYS PERSONNEL SERVICES (AUST) PTY LTD	Temp Labour Hire - Waste and Cleaning Sa	1,712.19
31/05/2023	\$APINVCE	51619658	HAYS PERSONNEL SERVICES (AUST) PTY LTD	Temp Labour Hire - Waste and Cleaning Sa	2,558.16
31/05/2023	\$APINVCE	51619660	HAYS PERSONNEL SERVICES (AUST) PTY LTD	Temp Labour Hire - Waste and Cleaning Sa	1,031.61
31/05/2023	\$APINVCE	51582368	HAYS PERSONNEL SERVICES (AUST) PTY LTD	Temp Labour Hire - Waste and Cleaning Sa	2,770.11
Cheque/EFT Number 236863					340.00
			Trustee for Trans Australia Trust t/as Instant Windscreens		
31/05/2023	\$APINVCE	SIAU0150840	Trustee for Trans Australia Trust t/as Instant Windscreens	Window tint for van	340.00
Cheque/EFT Number 236864					2,805.00
			Institute of Public Administration Australia Western Australia Division Inc		
31/05/2023	\$APINVCE	7301	Institute of Public Administration Australia Western Australia Division Inc	Professional Development - Public speaki	2,805.00
Cheque/EFT Number 236865					85.00
			IPWEA-WA		
31/05/2023	\$APINVCE	49NLWVM233	IPWEA-WA	Lunch Forum - Permeable Paving	85.00
Cheque/EFT Number 236866					54,692.02
			JONES LANG LASALLE (WA)PTY LTD		
31/05/2023	\$APINVCE	0012468	JONES LANG LASALLE (WA)PTY LTD	ENEX 100 Loading Dock Monthly Rent 2022/	54,692.02
Cheque/EFT Number 236867					2,226.40
			Magnetic Automation Pty Ltd t/as Hub Parking Technology		
31/05/2023	\$APINVCE	41646	Magnetic Automation Pty Ltd t/as Hub Parking Technology	180 RPM For Datapark APM P/N:	2,226.40
Cheque/EFT Number 236868					1,705.00
			Isentia Pty Limited t/as Media Monitors Pty Limited		
31/05/2023	\$APINVCE	MN0854773	Isentia Pty Limited t/as Media Monitors Pty Limited	Isentia payment	1,705.00
Cheque/EFT Number 236869					37,497.02
			MINDARIE REGIONAL COUNCIL		
31/05/2023	\$APINVCE	SINV-047122	MINDARIE REGIONAL COUNCIL	Provision of Landfill Tipping - 2022/23	37,497.02
Cheque/EFT Number 236870					8,071.29
			M P ROGERS & ASSOCIATES PTY LTD		



Schedule of Accounts Paid - Municipal Fund
For the Period :01/05/2023-31/05/2023

Payment Date	Document Type	Invoice Number	Payee	Payment Details	Payment Amount
31/05/2023	\$APINVCE	23564	M P ROGERS & ASSOCIATES PTY LTD	Heirisson Island Section 41(RVW07A) - De	8,071.29
Cheque/EFT Number 236871					660.00
31/05/2023	\$APINVCE	PIA23-556	PLANNING INSTITUTE OF AUSTRALIA	Amendment to PIA Congress 23 Registratio	660.00
Cheque/EFT Number 236872					4,803.98
31/05/2023	\$APINVCE	21562234	Rentokil Initial Pty Ltd t/as Ambius Indoor Plants, Init	CONTRACT RATES HAVE BEEN CHECKED ALONG W	4,803.98
Cheque/EFT Number 236873					603.90
31/05/2023	\$APINVCE	997008	A RICHARDS PTY LTD T/AS RICHGRO GARDEN PRODU	Soil	603.90
Cheque/EFT Number 236874					1,099.07
31/05/2023	\$APINVCE	14552386	RSEA PTY LTD	Asbestos/Dust Respirators for team truck	462.19
31/05/2023	\$APINVCE	14552386A	RSEA PTY LTD	Asbestos/Dust Respirators for team truck	249.90
31/05/2023	\$APINVCE	14570877	RSEA PTY LTD	Asbestos/Dust Respirators for team truck	122.98
31/05/2023	\$APINVCE	14551237	RSEA PTY LTD	Employee Safety Boots	154.00
31/05/2023	\$APINVCE	14502254	RSEA PTY LTD	new Depot W/Shop Mechanics Uniform + Boo	110.00
Cheque/EFT Number 236875					1,205.75
31/05/2023	\$APINVCE	KITSL500014798	St John Ambulance Australia	First Aid Kit Replenishment	1,205.75
Cheque/EFT Number 236876					14,967.24
31/05/2023	\$APINVCE	4678940984	Schindler Lifts Pty Ltd	COUNCIL HOUSE - PLANNED LIFT MAINTENANCE	14,967.24
Cheque/EFT Number 236877					2,170.30
31/05/2023	\$APINVCE	171208	SCOTT PRINT	Envelopes	1,466.30
31/05/2023	\$APINVCE	171209	SCOTT PRINT	Envelopes	704.00
Cheque/EFT Number 236878					387.21
31/05/2023	\$APINVCE	INV808293	STANDARDS AUSTRALIA	Licence agreement - AS 4122-2010	387.21
Cheque/EFT Number 236879					2,200.00
31/05/2023	\$APINVCE	22085/01	Taylor Robinson Unit Trust t/as TRCB	Design Review Panel Sitting Fee PLEASE	2,200.00
Cheque/EFT Number 236880					1,095.25
31/05/2023	\$APINVCE	00419297	Ultimo Catering & Events Pty Ltd	COP catering Food supplies ULTIMO	180.40
31/05/2023	\$APINVCE	00419323	Ultimo Catering & Events Pty Ltd	COP catering Food supplies ULTIMO	341.01
31/05/2023	\$APINVCE	00419322	Ultimo Catering & Events Pty Ltd	COP catering Food supplies ULTIMO	94.90
31/05/2023	\$APINVCE	00419295	Ultimo Catering & Events Pty Ltd	COP catering Food supplies ULTIMO	268.84
31/05/2023	\$APINVCE	00419296	Ultimo Catering & Events Pty Ltd	COP catering Food supplies ULTIMO	210.10
Cheque/EFT Number 236881					290.00
31/05/2023	\$APINVCE	INV-018672	VOLUNTEERING WA	Volunteer WA Renewal Membership Fee - 20	290.00
Cheque/EFT Number 236882					766.70
31/05/2023	\$APINVCE	114264	WESTERN RESOURCE RECOVERY PTY LTD	VARIOUS SITES - UNPLANNED MAINTENANCE -	216.70
31/05/2023	\$APINVCE	114265	WESTERN RESOURCE RECOVERY PTY LTD	VARIOUS SITES - UNPLANNED MAINTENANCE -	550.00
Cheque/EFT Number 236883					2,165.90
31/05/2023	\$APINVCE	SIN015660	WH Location Services Pty Ltd t/as Abaxa	Palmerston Verge - Abaxa - Service locat	797.50
31/05/2023	\$APINVCE	SIN015662	WH Location Services Pty Ltd t/as Abaxa	Verge garden - service locating - Goderi	797.50
31/05/2023	\$APINVCE	SIN015661	WH Location Services Pty Ltd t/as Abaxa	HP Gas Permit & Location - Hay St works	570.90
Cheque/EFT Number 236884					99.00
31/05/2023	\$APINVCE	2023/211	Fernando Bueno de Lima	Refund-pathway-Gabriela/Fernando wedding	99.00
Cheque/EFT Number 236885					15.00
31/05/2023	\$APINVCE	100460/23	Rajendran Vellasamy	Refund - Deposit Parking card 01126240	15.00
Cheque/EFT Number 236886					23.19
31/05/2023	\$APINVCE	88718/23	Aaron Wesley	Refund - parking card 01122515	23.19
Cheque/EFT Number 236887					150.00
31/05/2023	\$APINVCE	KG230523	Kyle Gavin	Healthy Life Style - Kyle Gavin	150.00
Cheque/EFT Number 236888					156.00
31/05/2023	\$APINVCE	OB2023/398	East Metropolitan Health Services Operat	Refund-Pathway-Victoria Square (SLK0.343	156.00
Cheque/EFT Number 236889					206.00
31/05/2023	\$APINVCE	OB2023/391	Kevlar Pty Ltd	Refund-Pathway-Barrack Square	206.00
Cheque/EFT Number 236890					100.00
31/05/2023	\$APINVCE	FD2023/9	THORNE J J	Refund-pathway-Flyer distribution	100.00
Cheque/EFT Number 236891					117.25
31/05/2023	\$APINVCE	2023/330	Solargain PV Pty Ltd	Refund-BCITF-317 William St Nortbridge	117.25
Cheque/EFT Number 236892					25,000.00
31/05/2023	\$APINVCE	HG2022/1	Canvale Pty Ltd	Bond Refund-176 Wittenoom Street, EAST P	25,000.00
Cheque/EFT Number 236893					150.00
31/05/2023	\$APINVCE	GL290523	Graziella Longwe	Healthy Life Style - Graziella Longwe	150.00
Cheque/EFT Number 236894					150.00
31/05/2023	\$APINVCE	DH290523	Didi Hadi	Healthy Life Style - Didi Hadi	150.00
Cheque/EFT Number 236895					156.00
31/05/2023	\$APINVCE	2023/17	Katherine Ludley	Refund Pathway-Filming on the Swan River	156.00
Cheque/EFT Number 30996069					324.00
24/05/2023	\$APINVCE	30996069	FINES ENFORCEMENT REGISTRY	FER lodgements 2022/2023	324.00
Cheque/EFT Number 30996122					162.00



Schedule of Accounts Paid - Municipal Fund
For the Period :01/05/2023-31/05/2023

Payment Date	Document Type	Invoice Number	Payee	Payment Details	Payment Amount	
24/05/2023	\$APINVCE	30996122	FINES ENFORCEMENT REGISTRY	Parking FER Lodgements 22/23	162.00	
Cheque/EFT Number 31021398					FINES ENFORCEMENT REGISTRY	166.30
24/05/2023	\$APINVCE	31021398	FINES ENFORCEMENT REGISTRY	Parking FER Lodgements 22/23	166.30	
Cheque/EFT Number 31021468					FINES ENFORCEMENT REGISTRY	166.30
24/05/2023	\$APINVCE	31021468	FINES ENFORCEMENT REGISTRY	Parking FER Lodgements 22/23	166.30	
Cheque/EFT Number 31076840					FINES ENFORCEMENT REGISTRY	33,777.00
24/05/2023	\$APINVCE	31076840	FINES ENFORCEMENT REGISTRY	Parking FER Lodgements 22/23	33,777.00	
Cheque/EFT Number 31148693					FINES ENFORCEMENT REGISTRY	40,500.00
6/06/2023	\$APINVCE	31148693	FINES ENFORCEMENT REGISTRY	Parking FER Lodgements 22/23	40,500.00	
Cheque/EFT Number 312021					FINES ENFORCEMENT REGISTRY	433.20
31/05/2023	\$APINVCE	312021	FINES ENFORCEMENT REGISTRY	Refund - charge back on infringement	433.20	
Cheque/EFT Number J246445					MERCER (AUSTRALIA) PTY LTD	47,669.51
3/05/2023	\$HRPAYJNL	FE 21/04/2023	MERCER (AUSTRALIA) PTY LTD	15.5% Mercer Super Paid from Surplus	-35,000.32	
3/05/2023	\$HRPAYJNL	FE 21/04/2023	MERCER (AUSTRALIA) PTY LTD	5% DB Council Matched Company Contributi Total	11,890.41	
3/05/2023	\$HRPAYJNL	FE 21/04/2023	MERCER (AUSTRALIA) PTY LTD	CC Scheme Employee Contribution - PostTa Total	4,450.67	
3/05/2023	\$HRPAYJNL	FE 21/04/2023	MERCER (AUSTRALIA) PTY LTD	CC Scheme Employee Contribution - PreTax Total	5,954.86	
3/05/2023	\$HRPAYJNL	FE 21/04/2023	MERCER (AUSTRALIA) PTY LTD	Employee Contribution - Post Tax (\$) Total	50.00	
3/05/2023	\$HRPAYJNL	FE 21/04/2023	MERCER (AUSTRALIA) PTY LTD	Employee Contribution - Post Tax (%) Total	249.06	
3/05/2023	\$HRPAYJNL	FE 21/04/2023	MERCER (AUSTRALIA) PTY LTD	Employee Contribution - PreTax (\$) Total	593.16	
3/05/2023	\$HRPAYJNL	FE 21/04/2023	MERCER (AUSTRALIA) PTY LTD	Employee Contribution - PreTax (%) Total	2,890.54	
3/05/2023	\$HRPAYJNL	FE 21/04/2023	MERCER (AUSTRALIA) PTY LTD	SGC Compulsory - Employer Total	1,259.99	
3/05/2023	\$HRPAYJNL	FE 21/04/2023	MERCER (AUSTRALIA) PTY LTD	SGC Compulsory Defined Benefit >9% Total	3,387.15	
10/05/2023	\$HRPAYJNL	FE 21/04/2023	MERCER (AUSTRALIA) PTY LTD	SGC Compulsory Defined Benefit 9% Total	20,322.76	
10/05/2023	\$HRPAYJNL	FE 21/04/2023	MERCER (AUSTRALIA) PTY LTD	15.5% Mercer Super Paid from Surplus	-34,526.69	
10/05/2023	\$HRPAYJNL	FE 05/05/2023	MERCER (AUSTRALIA) PTY LTD	5% DB Council Matched Company Contributi Total	11,851.32	
10/05/2023	\$HRPAYJNL	FE 05/05/2023	MERCER (AUSTRALIA) PTY LTD	CC Scheme Employee Contribution - PostTa Total	4,492.09	
10/05/2023	\$HRPAYJNL	FE 05/05/2023	MERCER (AUSTRALIA) PTY LTD	CC Scheme Employee Contribution - PreTax Total	5,869.36	
10/05/2023	\$HRPAYJNL	FE 05/05/2023	MERCER (AUSTRALIA) PTY LTD	Employee Contribution - Post Tax (\$) Total	50.00	
10/05/2023	\$HRPAYJNL	FE 05/05/2023	MERCER (AUSTRALIA) PTY LTD	Employee Contribution - Post Tax (%) Total	279.83	
10/05/2023	\$HRPAYJNL	FE 05/05/2023	MERCER (AUSTRALIA) PTY LTD	Employee Contribution - PreTax (\$) Total	265.00	
10/05/2023	\$HRPAYJNL	FE 05/05/2023	MERCER (AUSTRALIA) PTY LTD	Employee Contribution - PreTax (%) Total	2,943.20	
10/05/2023	\$HRPAYJNL	FE 05/05/2023	MERCER (AUSTRALIA) PTY LTD	SGC Compulsory - Employer Total	1,498.79	
10/05/2023	\$HRPAYJNL	FE 05/05/2023	MERCER (AUSTRALIA) PTY LTD	SGC Compulsory Defined Benefit >9% Total	3,341.37	
10/05/2023	\$HRPAYJNL	FE 05/05/2023	MERCER (AUSTRALIA) PTY LTD	SGC Compulsory Defined Benefit 9% Total	20,047.71	
24/05/2023	\$HRPAYJNL	FE 19/05/2023	MERCER (AUSTRALIA) PTY LTD	15.5% Mercer Super Paid from Surplus	-33,368.24	
24/05/2023	\$HRPAYJNL	FE 19/05/2023	MERCER (AUSTRALIA) PTY LTD	5% DB Council Matched Company Contributi Total	11,453.63	
24/05/2023	\$HRPAYJNL	FE 19/05/2023	MERCER (AUSTRALIA) PTY LTD	CC Scheme Employee Contribution - PostTa Total	4,352.68	
24/05/2023	\$HRPAYJNL	FE 19/05/2023	MERCER (AUSTRALIA) PTY LTD	CC Scheme Employee Contribution - PreTax Total	5,659.10	
24/05/2023	\$HRPAYJNL	FE 19/05/2023	MERCER (AUSTRALIA) PTY LTD	Employee Contribution - Post Tax (\$) Total	50.00	
24/05/2023	\$HRPAYJNL	FE 19/05/2023	MERCER (AUSTRALIA) PTY LTD	Employee Contribution - Post Tax (%) Total	240.05	
24/05/2023	\$HRPAYJNL	FE 19/05/2023	MERCER (AUSTRALIA) PTY LTD	Employee Contribution - PreTax (\$) Total	265.00	
24/05/2023	\$HRPAYJNL	FE 19/05/2023	MERCER (AUSTRALIA) PTY LTD	Employee Contribution - PreTax (%) Total	2,804.36	
24/05/2023	\$HRPAYJNL	FE 19/05/2023	MERCER (AUSTRALIA) PTY LTD	SGC Compulsory - Employer Total	1,448.36	
24/05/2023	\$HRPAYJNL	FE 19/05/2023	MERCER (AUSTRALIA) PTY LTD	SGC Compulsory Defined Benefit >9% Total	3,229.23	
24/05/2023	\$HRPAYJNL	FE 19/05/2023	MERCER (AUSTRALIA) PTY LTD	SGC Compulsory Defined Benefit 9% Total	19,375.08	
Cheque/EFT Number 236820					Quick Super Fund	1,077,898.31
4/05/2023	\$HRPAYJNL	FE 21/04/2023	Quick Super Fund	5% Council Matched Company Contribution Total	56,969.41	
4/05/2023	\$HRPAYJNL	FE 21/04/2023	Quick Super Fund	CC Scheme Employee Contribution - PostTa Total	6,894.26	
4/05/2023	\$HRPAYJNL	FE 21/04/2023	Quick Super Fund	CC Scheme Employee Contribution - PreTax Total	48,987.24	
4/05/2023	\$HRPAYJNL	FE 21/04/2023	Quick Super Fund	Employee Contribution - Post Tax (\$) Total	289.00	
4/05/2023	\$HRPAYJNL	FE 21/04/2023	Quick Super Fund	Employee Contribution - Post Tax (%) Total	222.76	
4/05/2023	\$HRPAYJNL	FE 21/04/2023	Quick Super Fund	Employee Contribution - PreTax (\$) Total	3,423.75	
4/05/2023	\$HRPAYJNL	FE 21/04/2023	Quick Super Fund	Employee Contribution - PreTax (%) Total	6,673.21	
4/05/2023	\$HRPAYJNL	FE 21/04/2023	Quick Super Fund	SGC Compulsory - Employer Total	238,486.73	
4/05/2023	\$HRPAYJNL	FE 21/04/2023	Quick Super Fund	5% Council Matched Company Contribution Total	55,946.72	
11/05/2023	\$HRPAYJNL	FE 05/05/2023	Quick Super Fund	CC Scheme Employee Contribution - PostTa Total	6,700.70	
11/05/2023	\$HRPAYJNL	FE 05/05/2023	Quick Super Fund	CC Scheme Employee Contribution - PreTax Total	48,258.09	
11/05/2023	\$HRPAYJNL	FE 05/05/2023	Quick Super Fund	Employee Contribution - Post Tax (\$) Total	289.00	
11/05/2023	\$HRPAYJNL	FE 05/05/2023	Quick Super Fund	Employee Contribution - Post Tax (%) Total	222.76	
11/05/2023	\$HRPAYJNL	FE 05/05/2023	Quick Super Fund	Employee Contribution - PreTax (\$) Total	8,487.28	
11/05/2023	\$HRPAYJNL	FE 05/05/2023	Quick Super Fund	Employee Contribution - PreTax (%) Total	6,522.01	
11/05/2023	\$HRPAYJNL	FE 05/05/2023	Quick Super Fund	SGC Compulsory - Employer Total	233,306.60	
31/05/2023	\$HRPAYJNL	FE 19/05/2023	Quick Super Fund	5% Council Matched Company Contribution Total	57,081.62	
31/05/2023	\$HRPAYJNL	FE 19/05/2023	Quick Super Fund	CC Scheme Employee Contribution - PostTa Total	6,595.51	
31/05/2023	\$HRPAYJNL	FE 19/05/2023	Quick Super Fund	CC Scheme Employee Contribution - PreTax Total	49,293.54	
31/05/2023	\$HRPAYJNL	FE 19/05/2023	Quick Super Fund	Employee Contribution - Post Tax (\$) Total	289.00	



Schedule of Accounts Paid - Municipal Fund
For the Period :01/05/2023-31/05/2023

Payment Date	Document Type	Invoice Number	Payee	Payment Details	Payment Amount
31/05/2023	\$HRPAYJNL	FE 19/05/2023	Quick Super Fund	Employee Contribution - Post Tax (%) Total	220.39
31/05/2023	\$HRPAYJNL	FE 19/05/2023	Quick Super Fund	Employee Contribution - PreTax (\$) Total	3,293.75
31/05/2023	\$HRPAYJNL	FE 19/05/2023	Quick Super Fund	Employee Contribution - PreTax (%) Total	6,494.51
31/05/2023	\$HRPAYJNL	FE 19/05/2023	Quick Super Fund	SGC Compulsory - Employer Total	232,950.47
Total					14,589,292.72
Summary					
Payments -Municipal Fund					14,589,292.72
COP-Payroll-May 2023					3,693,853.09
Bank Charges- May 2023					53,291.78
Credit Card Charges- May 2023					14,616.33
Total					18,351,053.92



Total Payments by Supplier
From 01/05/2023-31/05/2023

Payee	Payment Amount
Deputy Com of Tax	2,044,057.00
Quick Super Fund	1,077,898.31
DATA 3	828,028.79
Civcon Civil & Project	628,174.55
ACCESS BRICKPAVING	610,160.23
MENCHETTI	440,530.47
INTERFLOW PTY LTD	422,330.44
SURUN SERVICES PTY	360,221.18
JASON SIGNMAKERS	307,687.94
BOS CIVIL PTY LTD	265,514.21
MINDARIE REGIONAL	259,861.21
LIGHTNING BRICK	235,267.96
Drainflow Services Pty	216,772.77
DATALINE VISUAL LINK	172,303.05
A E HOSKINS & SONS	169,817.34
ALINTA SALES PTY LTD	167,862.40
ACE SECURITY AND	150,019.04
CLPM Pty Ltd	145,895.08
Choiceone Pty Ltd	145,347.44
Lighting Options PHASE	119,924.33
3 LANDSCAPE	117,840.15
LIGHTSPEED	113,848.93
STILES ELECTRICAL	111,797.72
A Hayes	110,000.00
ELECTRICITY	96,763.74
RUAH COMMUNITY	94,876.07
The Trustee for the WH	92,472.77
Location Services	90,963.40
Element Advisory Pty	90,179.46
Hoban Recruitment Pty	84,117.37
STEFNA FAMILY TRUST	81,728.85
ICONIC PROPERTY	81,702.07
Initiative Media	80,517.89
CLASSIC TREE SERVICES	79,516.95
Wright Welding & WA	78,600.10
SYMPHONY FINES	77,000.00
ENFORCEMENT	75,756.60
Building and	70,189.92
Kilmore Group Pty Ltd	64,856.15
CDI GROUP PTY LTD	60,000.00
EOS ELECTRICAL	59,997.78
CHEVRON AUSTRALIA	57,286.71



Total Payments by Supplier
From 01/05/2023-31/05/2023

Payee	Payment Amount
DEPARTMENT OF MINES	56,850.29
Arup Australia Pty Ltd	55,680.74
The Trustee for the DDR	55,603.63
Ellenby Tree Farm Pty	55,058.66
JONES LANG LASALLE	54,692.02
VOCUS PTY LTD	54,562.33
TJ and RJ Sellick Pty Ltd	54,305.50
Four Landscape Studio	53,339.00
ENVIROPATH PTY LTD T/	53,270.36
The GP Trust t/as	53,087.12
HAYS PERSONNEL	51,889.66
MERCER (AUSTRALIA)	47,669.51
TK Elevator Australia Pty	47,402.62
Turner & Townsend	46,728.00
CTI5 PTY LTD	45,738.75
On Tap Plumbing & Gas	45,411.89
ADVANCED TRAFFIC	45,052.79
Higgins Coatings Pty Ltd	44,546.24
AMS Technology Group	43,776.95
Drake Australia Pty Ltd	43,111.37
SUEZ RECYCLING &	42,749.47
ESSENTIAL FIRE	42,352.57
CARAT AUSTRALIA	41,302.23
DEPUTY	41,181.55
JLL PUBLIC SECTOR	41,030.00
JB Legal Partners Pty Ltd	39,600.00
Kompan Playscape Pty	39,129.75
St Jerome's Laneway Pty	38,500.00
MMM (WA) Pty Ltd	37,837.71
HASSELL LTD	36,888.50
Flick Anticimex Pty Ltd	36,390.17
ARUP	35,024.00
The trustee for Philip	34,511.40
Programmed Skilled	33,608.69
HBF HEALTH LTD	33,000.00
WA MUSIC INDUSTRY	33,000.00
A.D COOTE & CO.	31,983.93
Access Without Barriers	31,475.40
FLEETCARE PTY LTD	30,876.33
CITY TOYOTA	30,716.61
Schindler Lifts Pty Ltd	30,383.50
The trustee for Taborda	29,783.54



Total Payments by Supplier
From 01/05/2023-31/05/2023

Payee	Payment Amount
Cooktown Constructions	28,000.00
THE TRUSTEE FOR KINN	27,500.00
Hazelton Property	27,500.00
Canvale Pty Ltd	25,000.00
McLEODS BARRISTERS	24,407.90
Herbert Smith Freehills	24,388.00
THE TRUSTEE FOR THE	24,098.01
FOOD TECHNOLOGY	23,929.30
Sheffield Asset	23,913.16
HYDROQUIP PUMPS	23,797.40
The Trustee for the	23,127.15
Techvision Australia Pty	22,990.00
The Trustee for Brand	22,655.60
Office Cleaning Experts	22,174.88
The Trustee for The Reef	22,000.00
Pentanet Limited	22,000.00
Maine Architecture Pty	21,285.00
WATER CORPORATION	21,249.20
Tango Information	21,048.50
Aboriginal United	21,038.43
HallMarc National	20,900.00
DOWNER EDI WORKS	20,622.14
AMPOL AUSTRALIA	20,237.65
CUNDALL JOHNSTON &	20,145.15
JUSTIN ROBERT	19,800.00
Quantum Building	19,655.35
Telstra Limited	19,559.88
Cutting Cart Pty Ltd t/as	19,335.17
EWCS Unit Trust t/as	18,931.00
Sydel Nominees t/as	18,647.20
W.C. CONVENIENCE	18,084.20
ACIL Allen Consulting	17,475.00
58 Degrees Pty Ltd t/as	16,500.00
Allens	16,497.47
BELL TRADING TRUST	16,429.40
BASIL ZEMPILAS	16,092.14
MASTEC AUSTRALIA PTY	16,054.50
JAMES BENNETT PTY	15,901.08
LP Aiken, DJ Beer &	15,323.00
Liam Dee	15,000.00
ALLMAKES PTY LTD T/AS	14,894.05
Sarah Jayne Remta t/as	14,830.45



Total Payments by Supplier
From 01/05/2023-31/05/2023

Payee	Payment Amount
D.B CUNNINGHAM PTY	14,827.68
Magnetic Automation	14,793.72
The Trustee for The Eng	14,663.00
Action Glass Pty Ltd t/as	14,629.86
ANIMATION ARTROOM	14,447.77
Zone 50 Engineering	13,915.00
Duratec Australia Pty	13,500.00
ACCESS ICON PTY LTD	13,172.50
Ultimo Catering &	12,895.37
BIDFOOD WA PTY LTD	12,800.76
J & M Asphalt Pty Ltd	12,659.60
Tyres 4U Pty Limited	12,099.71
DDL Australia Pty Ltd	11,872.30
PROSEGUR AUSTRALIA	11,649.31
GJK FACILITY SERVICES	11,588.39
ES2 PTY LTD	11,550.00
Stantec Australia Pty Ltd	11,181.50
People2People	11,028.60
Chung Wah Association	11,000.00
DEPARTMENT OF	10,890.40
MFR Autoelectrics Pty	10,692.83
Perth Materials Blowing	10,652.37
R1I PTY LTD T/AS R1I	10,578.71
CNW PTY LTD T/AS CNW	10,426.94
CONTENTKEEPER	10,384.00
The Trustee for L Jeffery	10,221.80
Corporate Travel	10,076.36
JOELZ PTY LTD T/AS BAX	9,845.00
Converge International	9,801.00
Screenlink Pty Ltd t/as	9,615.10
Joshua Andrew	9,588.70
CSE CROSSCOM PTY LTD	9,341.07
Morris & Ioppolo PTY	9,289.21
WESTBOOKS	8,962.48
WOMA(AUSTRALIA)PTY	8,813.87
Glen Flood Group Pty	8,646.56
ASPECT Studios Pty Ltd	8,305.00
Helene Pty Ltd t/as LO-	8,286.79
Westcycle Incorporated	8,250.00
IRON MOUNTAIN	8,205.51
M P ROGERS &	8,071.29
Liberation Cooperative	8,000.00



Total Payments by Supplier
From 01/05/2023-31/05/2023

Payee	Payment Amount
Bridge42 Pty Ltd	7,843.00
James Robert Cassam	7,810.00
CBRE (C) Pty Limited	7,700.00
HERITAGE WAY PTY LTD	7,615.06
AUSTRALIAN PARKING	7,603.20
AUSTRALIAN INSTITUTE	7,542.23
SILVERSPRING TRUST	7,518.50
Coates Hire Operations	7,310.16
Chai Thiam Tan Family	7,229.75
Shore Water Marine Pty	7,180.36
The Trustee for the	7,150.00
The Trustee for The	7,141.20
COMPLETE OFFICE	7,105.42
URBAQUA LTD	7,040.00
3 Logix Pty Ltd	6,860.70
The Lester Prize	6,666.00
CITY OF MELVILLE	6,611.14
SPACECUBED VENTURES	6,600.00
NATURAL AREA	6,537.41
Bocellis Espresso	6,486.60
RICOH AUSTRALIA PTY	6,458.03
THE CHARLES TRUST	6,441.00
ASSEMBLY & CO PTY	6,386.88
Go Doors Pty Ltd	6,320.83
Whitford Church of	6,050.00
THE ROYAL LIFE SAVING	6,003.55
LIAM GOBBERT	5,969.58
ROYAL BUSINESS	5,857.50
OCLC (UK) Limited	5,788.31
CORPORATE	5,775.00
Surepak Pty Ltd	5,749.92
Kingston Reid Pty Ltd	5,742.00
TLS Productions Pty Ltd	5,721.10
Gunnebo Australia Pty	5,676.25
The Trustee for Two Bit	5,500.00
The Trustee for The Lab	5,500.00
The Trustee for R & S	5,500.00
Perth Indonesian	5,500.00
Varnish on King Pty Ltd	5,500.00
THE PERTH CENTRE FOR	5,500.00
The Non-Resident	5,500.00
Perth Symphony	5,500.00



Total Payments by Supplier
From 01/05/2023-31/05/2023

Payee	Payment Amount
Qwest Property Pty Ltd	5,500.00
Equilibrium Interactive	5,456.00
CULTURE	5,384.50
TOTAL EDEN PTY LTD	5,365.87
SONIC HEALTHPLUS PTY	5,356.75
SURVEYTECH TRAFFIC	5,280.00
THE TRUSTEE FOR PAM	5,280.00
Siao-Fung Hon T/as	5,270.76
NDY Management Pty	5,250.30
LAZARUS ROAD PTY LTD	5,066.47
BUDDHA'S LIGHT	5,000.00
Rentokil Initial Pty Ltd	4,803.98
FUJI XEROX	4,783.69
Sunny Industrial	4,655.62
WESTERN POWER	4,620.00
AIBS WA CHAPTER	4,575.00
RSEA PTY LTD	4,540.33
APP Corporation Pty Ltd	4,400.00
BIG ISSUE IN AUSTRALIA	4,382.25
BAILEY'S THE FERTILISER	4,323.99
TRANEN PTY LTD T/AS	4,290.00
E.P. DRAFFIN	4,268.00
ADVANCE	4,235.00
NESPRESSO	4,212.50
Mission Bay Enterprises	4,125.00
Tarquin Iannitelli t/as	4,086.23
Excel Consulting	4,069.50
ATI-Mirage Training and	4,040.25
PARALLAX	4,015.00
Child Support Agency	3,874.20
GEOFFREY BAIN T/AS	3,725.00
ALANA HALL	3,639.35
Property Council of	3,630.00
Simon Payne t/as Roof	3,615.34
ThinkTank Media Pty Ltd	3,613.50
The Trustee for Hayto	3,613.50
THE TRUSTEE FOR JKL	3,603.01
AUSTRALIA	3,557.99
SCOTT PRINT	3,554.10
The Trustee for Great	3,553.00
VIZCOM TECHNOLOGIES	3,536.67
The Trustee for Cove	3,520.00



Total Payments by Supplier
From 01/05/2023-31/05/2023

Payee	Payment Amount
ORIX Australia	3,486.14
DIGITAL EDUCATION	3,460.60
Absolute Stone Paving	3,368.68
GMF CONTRACTORS	3,333.00
TTF Safety & Rescue	3,300.00
DAIMLER TRUCKS PERTH	3,256.48
Moore Australia (WA)	3,245.00
INTEGRAL	3,168.00
TTF The Petrillo Family	3,162.50
WOODLANDS	3,110.80
RESOURCE FLUID	3,104.20
DEPARTMENT OF LOCAL	3,080.00
SANDY ANGHIE	3,054.99
DIANNE BAIN	3,054.99
CLYDE BEVAN	3,054.99
BRENT FLEETON	3,054.99
VIKTOR KO	3,054.99
CATHERINE LEZER	3,054.99
REBECCA GORDON	3,054.99
Bunnings Group Limited	3,050.97
PROPERTY VALUATION	3,025.00
J.H. FLUID TRANSFER	3,011.67
JAPAN FESTIVAL	3,000.00
Sunny Sign Company Pty	2,978.25
ROSMECH SALES AND	2,977.24
Sweet Pea Arts Pty Ltd	2,970.00
AQUAMONIX PTY LTD	2,828.65
Institute of Public	2,805.00
CHAMPION MUSIC	2,783.00
CircusWA Inc	2,750.00
Ron Mack Machinery	2,741.75
IAS Fine Art Logistics Pty	2,736.74
MAIN ROADS WESTERN	2,707.06
KELYN TRAINING	2,700.00
HYDROJET	2,673.00
Capital Engineering Pty	2,618.00
MTESS Pty Ltd	2,600.71
Breathalyser Sales &	2,574.00
Trisha Gillian Rogers	2,541.00
NVMS PTY LTD	2,530.00
ICT EXPRESS PTY LTD	2,490.40
JAPANESE TRUCK & BUS	2,477.45



Total Payments by Supplier
From 01/05/2023-31/05/2023

Payee	Payment Amount
JG Abberton & Others	2,475.00
Hocking Planning and	2,402.40
Sky Perth Pty Ltd	2,398.00
PLANNING INSTITUTE	2,355.00
JOHN TIERNEY	2,322.00
LGRCEU	2,297.78
St John Ambulance	2,279.15
Belinda Evonne Cox t/as	2,250.00
The Trustee for Green	2,236.50
Jeffrey Cooper t/as	2,200.00
Taylor Robinson Unit	2,200.00
GREGORY DOUGLAS	2,200.00
Nobuo Hara	2,200.00
FreshExchange Pty Ltd	2,190.84
MATRIX PRODUCTIONS	2,188.45
Code Group Pty Ltd	2,145.00
TTFT Manning Family	2,145.00
The Trustee for Walker	2,105.40
THE TRUSTEE FOR THE	2,090.00
PLANT FORCE	2,071.85
Isentia Pty Limited t/as	2,046.00
CSP GROUP PTY LTD	2,027.60
Centre for Pavement	2,020.00
CircusWA	2,000.00
Resource Recovery	1,985.28
DIRECT MEMORY	1,973.40
ENGTECH (AUST) PTY	1,954.81
ONESTEEL TRADING PTY	1,947.74
RORIE SPARE	1,926.00
CA Australia Pty Ltd	1,917.85
LBD Supply Pty Ltd	1,915.10
FULTON HOGAN	1,894.20
Plum Super	1,891.95
E Awa	1,875.00
Pathfinder Holdings Pty	1,845.25
PHENOMENON EVENT	1,832.60
DARDANUP	1,797.31
THE GRIFFITH FAMILY	1,795.66
THE TRUSTEE FOR THE	1,776.72
DULUXGROUP(AUSTRAL	1,761.62
GRENSHED PTY LTD	1,754.50
ALFRED BOCK T/AS AGB	1,718.75



Total Payments by Supplier
From 01/05/2023-31/05/2023

Payee	Payment Amount
REINO INTERNATIONAL	1,718.75
FARINOSI & SONS PTY	1,714.51
Inst of Public Works	1,705.00
Clear To Work PTY LTD	1,691.20
ATOM SUPPLY	1,664.12
Flashbay Pty Ltd	1,653.85
Eclipse Soils Pty Ltd	1,650.00
Fox and Rabbit Premium Autonomous	1,650.00
SMC Corporation	1,628.00
SOPHIE LOUISE DENNIS	1,622.95
CABCHARGE AUSTRALIA	1,606.00
BUNNINGS BUILDING	1,603.14
The Trustee for Burgess	1,541.14
DE VINE CELLARS	1,540.00
Envirostream Australia	1,536.48
Ross John Thompson	1,523.50
Paul A & Maria D Duff	1,500.00
CENTRECARE	1,500.00
BLACKWOODS ATKINS	1,496.00
AUSTRALIA POST	1,470.62
Ajazzi Pty Ltd t/as Piano	1,437.97
Mark William Turner	1,430.00
The Trustee for The	1,430.00
ELLIOTTS IRRIGATION	1,426.14
GPC Asia Pacific Pty Ltd	1,399.20
The Event Mill Pty Ltd	1,377.19
CHAMBER OF	1,375.00
Perth City Farm Inc	1,375.00
Luminare Pty Ltd t/as	1,370.00
STRATAGREEN	1,355.20
THE DEPARTMENT OF	1,348.01
THE WESTERN	1,337.00
PSN EVENTS PTY LTD	1,331.96
Ndirangu Muhoro	1,314.50
CITY OF PERTH STAFF	1,298.08
Shop Distributive &	1,288.00
AUSTRALIAN LIBRARY &	1,266.00
Botanic Gardens and	1,245.00
WEST COAST SPRING	1,239.00
CAPITARY NO.3 PTY LTD	1,232.00
Ryan Kirkbright	1,222.62
	1,221.00



Total Payments by Supplier
From 01/05/2023-31/05/2023

Payee	Payment Amount
BIN BATH	1,218.55
Victorian Women's	1,211.80
OSEI PAUL KOFI OSSIBEY	1,210.00
Brehany Shanahan	1,200.00
The Trustee for Wendy	1,192.58
CITY OF JOONDALUP	1,191.66
INSTANT TOILETS AND	1,190.44
CBD COLLEGE P/L	1,146.00
MM Plastics Pty Ltd	1,140.65
Tangibility Pty Ltd	1,133.00
STATEWIDE CLEANING	1,125.82
Vaultesports Pty Ltd t/as	1,100.00
Fairfax Media	1,100.00
Cataphonics Pty Ltd t/as	1,089.00
ARTREF PTY LTD	1,087.06
the trustee for Fowler	1,045.90
HEAVY AUTOMATICS	1,043.69
MARKETFORCE LTD	1,009.96
Jasmine Rose Leivers	1,000.00
Amy Joseph	1,000.00
Sanjiv Rangi	1,000.00
Transplant Australia Ltd	1,000.00
JEFFREY CHUA	1,000.00
Kym Andrews	1,000.00
TTF Rubie Family Trust	990.00
Forch Australia Pty Ltd	988.81
Prepress Skills Centre	984.50
JACOBS DOUWE	979.78
PAULL & WARNER	979.00
Before you Dig Australia	962.50
Matthew Vaslav Jelonek	962.50
LMATS Pty Ltd	924.00
A RICHARDS PTY LTD	903.10
WINC AUSTRALIA PTY	897.92
MULTI FIX WA	893.09
REPCO	887.65
HOSPITAL BENEFIT	847.46
WA Fire Pty Ltd	847.00
Trade West Industrial	838.42
Oliver Grimaldi	825.00
AUSTRALIAN SERVICES	824.80
GARWOOD	811.58



Total Payments by Supplier
From 01/05/2023-31/05/2023

Payee	Payment Amount
Farid Mousavi	800.00
TECHNICAL SERVICES	799.70
NOVA NEWSAGENCY	779.67
Max & Claire Pty Ltd	774.00
REBECCA FLANAGAN	770.00
WESTERN RESOURCE	766.70
Scarboro Motors Pty Ltd	762.59
WEST AUSTRALIAN	759.00
ADVANCED AUTOLOGIC	750.00
DAVID YEUNG T/AS CAR	750.00
THE TRUSTEE FOR THE	739.75
Penelope Pepprell-	731.80
POSTER GIRLS	726.00
The Trustee for the	715.00
SCOPE SPORTSWEAR	703.45
ILLION AUSTRALIA PTY	687.50
Start Horizon Pty Ltd	687.50
BUCHER MUNICIPAL PTY	655.92
MESSAGENET PTY LTD	646.10
B Howard & T Ingham	642.95
UNIVERSAL MEDICAL	642.06
Performing Arts Centre	640.00
CFMEU MINING &	640.00
The Trustee for The	633.00
Frontline Safety	615.32
Chellew Hawley Pty Ltd	605.00
CARTRIDGE WORLD	600.00
Tristan Michael Fidler	600.00
NCJ CONSTRUCTION PTY	593.99
The University of	592.47
Toolmart Australia Pty	574.90
MICKTRIC EVENTS	572.00
Trustee for the	568.00
Cathie Brown	562.05
Cameron Chisholm &	550.00
PERTH CITY GLASS PTY	536.80
CAROL MITCHELL	530.55
BROWNES FOODS	512.16
AMANDA KYLIE ZUVELA	500.00
SMEDIA PTY LTD	500.00
AUSTRALIA MALAYSIA	500.00
PORTWINE, HANNAH	500.00



Total Payments by Supplier
From 01/05/2023-31/05/2023

Payee	Payment Amount
Royal Perth Hospital	500.00
Trustee for Trans	490.00
Specialist Wholesalers	484.83
THE TRUSTEE FOR THE D	468.60
INLOGIK PTY LIMITED	462.78
LINFOX ARMAGUARD	458.56
Jason Lim	444.14
KINOKUNIYA BOOK	440.77
SOUTH EAST REGIONAL	440.00
TAK SHUN DICKSON	440.00
Coredata (WA) Pty Ltd	440.00
CAPITAL APPLIANCES	430.00
NETSTAR AUSTRALIA PL	429.00
AUSTRALIAN HVAC	429.00
AUSTRALIAN ACADEMY	420.00
Chemform	412.94
CENTRAL CITY HEALTH	409.00
Woolworths Group	400.90
PUMPS AUSTRALIA	398.20
STANDARDS AUSTRALIA	387.21
Perth Commercial	380.83
MDM Entertainment Pty	377.12
North Pacific Supplies	375.38
The Trustee for Dominic	375.00
PUBLIC TRANSPORT	370.74
The Jessen Group Pty	357.73
Safetech Pty Ltd	352.00
Competency Training	350.00
Kylie Sheree Howarth	330.00
KENNARDS HIRE NORTH	314.60
CITY OF SOUTH PERTH	308.00
Rental Management	295.10
The Trustee for ESR	295.00
Express Interiors	294.51
VOLUNTEERING WA	290.00
The Trustee for the	280.00
LENARA NOMINEES PTY	279.80
JOHN NORRISS	275.00
ODTREND PTY LTD T/AS	270.00
EUROPEAN FOODS PTY	262.50
Michael Smith	259.99
METAL ARTWORK	254.10



Total Payments by Supplier
From 01/05/2023-31/05/2023

Payee	Payment Amount
LANDGATE	253.80
The Trustee for the	250.00
BEACON EQUIPMENT	249.60
DEPARTMENT OF	249.00
Nara Juliana Martins de	229.00
JEAN MACKIE	227.97
Ellen Ann & Terry Spiro	226.80
Atkins, et.al (Other	220.00
Amber Justine Applebee	210.00
Nationwide Oils/t/as	209.00
Kevlar Pty Ltd	206.00
ANNE DOUGLAS	201.60
WESTERN	194.76
PATRICIA ANNE	191.70
WESTERN EDGE	187.00
Smart Waste Solutions	186.89
Western Australia Police	184.90
STRUT SPECIALISTS	176.00
JJ and Arandell	175.00
Constructive Building	171.65
GARY MELIA	165.00
NEVERFAIL	159.83
CANON PRODUCTION	157.22
All Tree Solutions WA	156.00
R J Cridge	156.00
S AYRE	156.00
S HICKS	156.00
Contra-Flow Pty Ltd	156.00
East Metropolitan	156.00
Katherine Ludley	156.00
FOXTEL SUBSCRIBER	155.00
Aidan Leon Feddersen	150.00
NATHAN EMERY	150.00
PORTIA WALKER	150.00
Roberto Colalillo	150.00
Sally Nagy	150.00
Steve Boyer	150.00
Terry Kirsten Arnold	150.00
T'Leaha Clarke	150.00
Vincent Bao	150.00
KAYE BRAMLEY-	150.00
Carl Johnson	150.00



Total Payments by Supplier
From 01/05/2023-31/05/2023

Payee	Payment Amount
Christina Poerwanto	150.00
Craig Best	150.00
Daniel Kinch	150.00
David Braimbridge	150.00
Dean Ball	150.00
Didi Hadi	150.00
Graziella Longwe	150.00
Gurdeep Singh	150.00
James Wong	150.00
Jonathan Davidson	150.00
Kyle Gavin	150.00
Michael Luke De Luce	150.00
Mieke Wevers	150.00
Geoff Baily	149.99
KELLY CHEW	149.95
Mission Air	148.05
WA Building Certifiers & JCM Construction	147.00
Realestate.com.au Pty	145.00
YVONNE MARY PETHER	141.75
Boc Gases Australia Ltd	139.87
Amanda Hugo	129.99
Craig Gidley	129.98
Anne- Marie Langdon	128.00
Janet Evelyn Kauler	126.00
Kootenay Pty Ltd	123.35
DRY CLEANING EXPRESS	122.10
Shannon Verbakel	119.99
J J Carheel Jr	119.00
Solargain PV Pty Ltd	117.25
Donna Christie	114.00
JUNE BUSH	111.60
WINDCAVE PTY LTD	110.61
Gaurav Malhotra	110.00
JARROD STRINGER	110.00
JODY NEAT	110.00
T QUIP	106.59
Seaport Nominees Pty	104.50
THE TRUSTEE FOR	103.96
KKK Fresh Pty Ltd t/as	103.84
BOFFINS BOOKSHOP	103.48
THORNE J J	100.00



Total Payments by Supplier
From 01/05/2023-31/05/2023

Payee	Payment Amount
C HEANEY	99.00
Christopher J Middleton-	99.00
Fernando Bueno de	99.00
THE TRUSTEE FOR	97.45
Elena Svistounova	90.00
Janis Jones	89.91
CURTIN UNIVERSITY OF	89.00
ECOSPILL PTY LTD	86.90
Charles Jones	85.00
IPWEA-WA	85.00
Michael Croke	80.00
PARTOUT PTY LTD T/AS	78.67
Kwik Kopy Printing	77.00
Diamond Locksmiths Pty	71.25
Rizalina hays	71.00
OFFICE WORKS	69.00
WATERLOGIC	68.99
ISUBSCRIBE PTY LTD	65.00
Butler Interiors	64.00
Lesley Chiswell	61.90
Altronics Pty Ltd	52.38
Access Brick Paving Co	50.00
MAJ SUSANNE DOLVA	49.50
MARGARET FURNESS	48.60
CORALIE(COS) APPS	47.25
JOAN HUNTER	46.80
West to West Carpentry	41.93
Zilla Wong	40.50
DOREEN WHEELER	39.60
Joshua Tapscott	36.52
ELSIE MAY ALLAN	28.80
Morgan Keyte	28.00
Hildegarde Meiners	27.00
Aaron Wesley	23.19
Eversley Ruth Mortlock	22.50
SOW FONG KHOO	22.50
Sandra Cryer	21.60
PATRICIA HOLMES	21.15
Aaron Emery	21.00
Doreen Barrett	19.80
AUSTRALIA	19.25
Barbara Lovell	18.00



Total Payments by Supplier
From 01/05/2023-31/05/2023

Payee	Payment Amount
JOAN SHAW	18.00
Julie Fewster	15.57
Abhijeet Rahate	15.00
Rajendran Vellasamy	15.00
Stephen Fewster	15.00
Nada Lubay	13.50
Belinda Claire Airey	11.50
SANDRA O'BRIEN	9.00
MARJORIE WILLIAMSON	9.00
Gina Smith	7.00
Jason Edmiston	5.00
Helen Tincknell	4.50
ANNE D'SOUZA FLINT	2.70
Total	14,589,292.72



City of Perth - Corporate Credit Card Transactions
Statement Period 21/04/2023 to 22/05/2023

Name	Statement Date	Amount	Merchant Name	Commit Description
Adam Gregory	26/04/2023	\$ 396.00	ILLION AUSTRALIA PTY L	Sponsorship Applicant Credit Check
Adam Gregory Total		\$ 396.00		
Coordinator Events				
Bonny Litchfield	4/05/2023	\$ 162.50	KMART 1386 PERTH AUS AUS	Christmas in July Raffle Baskets
Bonny Litchfield Total		\$ 162.50		
Supervisor Citiplace Community Centre				
Daniel High	2/05/2023	\$ 14.50	SQ *HAVEN SPECIALTY CO	Meal before CCCLM Conference on 02/05/2023
Daniel High	2/05/2023	\$ 34.51	Harajuku Gyoza (DH)	Meal - CCCLM Conference attendance
Daniel High	3/05/2023	\$ 37.25	ARISUN CHINATOWN	Meal after CCCLM Conference 02/5/23
Daniel High	5/05/2023	\$ 31.00	PLANAR RESTAURANT	Meal before CCCLM Conference 03/05/23
Daniel High	4/05/2023	\$ 34.51	Huntley Projects CBD	Meal before CCCLM Economic Workshop 04/05/23
Daniel High	5/05/2023	\$ 26.60	GRILLD PTY LTD - GALER	Meal after CCCLM Economic Workshop 04/5/23
Daniel High Total		\$ 178.37		
Alliance Manager Economic Development				
Joanna Andrew	3/05/2023	\$ 990.00	EB *Celebrate Reading	Staff learning and development
Joanna Andrew	10/05/2023	\$ 224.95	APPLE ONLINE AU	Airtags and keyring
Joanna Andrew	16/05/2023	\$ 237.00	SP JB HI-FI ONLINE	Games for loanable Nintendo Switches
Joanna Andrew Total		\$ 1,451.95		
Coordinator Library and Town Hall				
Karen Wrigglesworth	24/04/2023	\$ 4.00	REGISTRATION AND LIC	Vehicle Registration Searches
Karen Wrigglesworth	24/04/2023	\$ 46.80	QUEENSLAND GOVT 2	Vehicle Registration Searches
Karen Wrigglesworth	24/04/2023	\$ 40.00	DIT - EZYREG	Vehicle Registration Searches
Karen Wrigglesworth	1/05/2023	\$ 105.30	QUEENSLAND GOVT 2	Vehicle Registration Searches
Karen Wrigglesworth	1/05/2023	\$ 20.00	DIT - EZYREG	Vehicle Registration Searches
Karen Wrigglesworth	5/05/2023	\$ 6.00	REGISTRATION AND LIC	Vehicle Registration Searches
Karen Wrigglesworth	8/05/2023	\$ 46.80	QUEENSLAND GOVT 2	Vehicle Registration Searches
Karen Wrigglesworth	8/05/2023	\$ 40.00	DIT - EZYREG	Vehicle Registration Searches
Karen Wrigglesworth	10/05/2023	\$ 20.00	DIT - EZYREG	Vehicle Registration Searches
Karen Wrigglesworth	15/05/2023	\$ 58.50	QUEENSLAND GOVT 2	Vehicle Registration Searches
Karen Wrigglesworth	15/05/2023	\$ 30.00	DIT - EZYREG	Vehicle Registration Searches
Karen Wrigglesworth	16/05/2023	\$ 11.70	QUEENSLAND GOVT 2	Vehicle Registration Searches
Karen Wrigglesworth	22/05/2023	\$ 6.00	REGISTRATION AND LIC	Vehicle Registration Searches
Karen Wrigglesworth Total		\$ 435.10		
Supervisor Legal Compliance & Infringements				
Lucy Zupan	24/04/2023	\$ 500.00	FACEBK *Y2NT4P33F2	Facebook advertising for Heritage Perth
Lucy Zupan	1/05/2023	\$ 65.65	FACEBK *P38BAQP2F2	Boorloo advertising social media
Lucy Zupan	22/05/2023	\$ 332.75	CANVA* I03792-3925810	Online digital graphics tool
Lucy Zupan Total		\$ 898.40		
Digital Channels Lead				
Natalie Langoulant	26/04/2023	\$ 25.00	FIX I.T EXPRESS	cover for iPhone XS (current one broken)
Natalie Langoulant	1/05/2023	\$ 54.60	Live Chat	LIVECHAT MS DYNAMICS CASES 1MTH APR23-US
Natalie Langoulant	1/05/2023	\$ 1.37	INTNL TRANSACTION FEE	LIVECHAT MS DYNAMICS CASES 1MTH APR23-US
Natalie Langoulant	1/05/2023	\$ 60.81	TWILIO INC	TWILIO-INV-APRIL23-USD-\$40.07
Natalie Langoulant	1/05/2023	\$ 1.52	INTNL TRANSACTION FEE	TWILIO-INV-APRIL23-USD-International Tra
Natalie Langoulant	9/05/2023	\$ 7.49	Live Chat	LIVECHAT GOOGLE ANALYTICS MONTHLY MAY23-
Natalie Langoulant	9/05/2023	\$ 0.19	INTNL TRANSACTION FEE	LIVECHAT GOOGLE ANALYTICS MONTHLY MAY23
Natalie Langoulant	11/05/2023	\$ 631.95	Harvey Norman Online	ICT Stock, 16 x Samsung Galaxy A53 covers
Natalie Langoulant	11/05/2023	\$ 59.46	TWILIO INC	TWILIO-INV-MAY23-USD-\$40.06
Natalie Langoulant	11/05/2023	\$ 1.49	INTNL TRANSACTION FEE	TWILIO-INV-MAY23-USD-Internation Transac
Natalie Langoulant	15/05/2023	\$ 139.95	JB HI FI ENEX PERTH	cover for iPad for testing in the field for Ranger
Natalie Langoulant	19/05/2023	\$ 518.77	Live Chat	LIVECHAT BUSINESS PLAN MONTH MAY23-US\$34
Natalie Langoulant	19/05/2023	\$ 12.97	INTNL TRANSACTION FEE	LIVECHAT BUSINESS PLAN MONTH MAY23-US In



City of Perth - Corporate Credit Card Transactions
Statement Period 21/04/2023 to 22/05/2023

Name	Statement Date	Amount	Merchant Name	Commit Description
Natalie Langoulant Total				
		\$	1,515.57	
Service Support Analyst				
Rachel Eaton	21/04/2023	\$ 18.69	Dropbox 7XZQTKDWXFPK	Online storage and transfer
Rachel Eaton	4/05/2023	\$ 4.53	REV.COM	Video subtitling service
Rachel Eaton	4/05/2023	\$ 0.11	INTNL TRANSACTION FEE	Video subtitling service
Rachel Eaton	8/05/2023	\$ 4.51	REV.COM	Video subtitling service
Rachel Eaton	8/05/2023	\$ 0.11	INTNL TRANSACTION FEE	Video subtitling service
Rachel Eaton	9/05/2023	\$ 73.44	Epidemic Sound AB	Royalty free audio subscription
Rachel Eaton	9/05/2023	\$ 1.84	INTNL TRANSACTION FEE	Royalty free audio subscription
Rachel Eaton	12/05/2023	\$ 69.00	STK*Shutterstock	Royalty free image subscription
Rachel Eaton	22/05/2023	\$ 18.69	Dropbox Y9R69NYC9JZ4	Online file transfer and storage
Rachel Eaton Total		\$	190.92	
Creative Services Lead				
Simon Tsen	27/04/2023	\$ 2,800.00	MINCAD SYSTEMS PTY L	CON-CIRCLY ANNUAL RENEWAL APR2023 - APR2024
Simon Tsen	2/05/2023	\$ 308.84	Ink Station	CDS-2x BROTHER TONER FOR PERTH RECYCLING SITE
Simon Tsen	3/05/2023	\$ 2.17	GOOGLE*CLOUD MFN6VP	CCU-GOOGLE CLOUD SUBSCRIPTION-APR23
Simon Tsen	3/05/2023	\$ 2,282.63	IN *GEO JOBE GIS CONSU	ICT-GEO JOSE GIS RENEWAL-MAY22-23
Simon Tsen	3/05/2023	\$ 57.07	INTNL TRANSACTION FEE	ICT-GEO JOSE GIS TRANSACTION FEE
Simon Tsen	4/05/2023	\$ 151.03	MSFT *AZURE	Microsoft Azure. Awaiting verification
Simon Tsen	5/05/2023	\$ 750.70	PROGRESS SOFTWARE (TEL	ICT-PROGRESS SW KENDO UI RENEWAL JUNE23-24
Simon Tsen	5/05/2023	\$ 43.79	MSFT *AZURE	Microsoft Azure. Awaiting verification
Simon Tsen	5/05/2023	\$ 18.77	INTNL TRANSACTION FEE	ICT-PROGRESS SW KENDO UI TRANSACTION FEE
Simon Tsen	8/05/2023	\$ 29.00	OMNY STUDIO	ACH-OMNY STUDIO-MAY23
Simon Tsen	8/05/2023	\$ 65.00	MYOB AUSTRALIA	LMDRF-MYOB MONTHLY SUBSCRIPTION MAY23
Simon Tsen	10/05/2023	\$ 522.13	Mailchimp	CSC-MAILCHIMP MONTHLY SUBSCRIPTION MAY23
Simon Tsen	11/05/2023	\$ 395.33	MAILCHIMP *MISC	CCU-MAILCHIMP MONTHLY SUBSCRIPTION-MAY23
Simon Tsen	11/05/2023	\$ 129.63	Mailchimp	CPP-MAILCHIMP MONTHLY SUBSCRIPTION-MAY23
Simon Tsen	15/05/2023	\$ 70.06	MAILCHIMP *MISC	ACH-HERITAGEPERTH-MAILCHIMP-MAY23
Simon Tsen	15/05/2023	\$ 74.16	BOTENGINE.AI	CHATBOT.COM-BOTENGINE.AI-STARTER MONTHLY PLAN-MAY23
Simon Tsen	15/05/2023	\$ 1.85	INTNL TRANSACTION FEE	CSC-CHATBOT.COM-TRANSACTION FEE
Simon Tsen	18/05/2023	\$ 98.00	Melbourne IT	ICT-MELB IT-PERTHWINTERARTS.COM RENEWAL-2YRS
Simon Tsen	22/05/2023	\$ 16.66	ATLASSIAN	ICT-ATLASSIAN MONTHLY SUBSCRIPTIONS MAY23
Simon Tsen	22/05/2023	\$ 0.42	INTNL TRANSACTION FEE	ICT-ATLASSIAN TRANSACTION FEE
Simon Tsen Total		\$	7,817.24	
Service Support Analyst				
Siobhan Glynn	1/05/2023	\$ 74.57	SKEDDA.COM	Room Booking System for Library Meeting Rooms
Siobhan Glynn	1/05/2023	\$ 1.86	INTNL TRANSACTION FEE	Interantional Transaction Fee for Skedda
Siobhan Glynn	2/05/2023	\$ 79.00	NAT GEO MAG AU	Magazine Subscription for National Geographic for Library
Siobhan Glynn	2/05/2023	\$ 88.00	SP JB HI-FI ONLINE	USB - C to 4 Port for two new computers
Siobhan Glynn	5/05/2023	\$ 72.00	OFFICEWORKS	DL Brochure holders for displaying library event brochures.
Siobhan Glynn	10/05/2023	\$ 279.95	MISS MAUD	Catering for Ausland Workshop Event - 13 May 2023
Siobhan Glynn	22/05/2023	\$ 196.90	CAMPAIGNMONITOR	Webbase software to produce e-newsletter
Siobhan Glynn Total		\$	792.28	
Administration Support Officer Library				
Yvonne Honmon	26/04/2023	\$ 50.00	EB *WA-Korea Business	Attendance at WA-Korea Business Forum 2023
Yvonne Honmon	3/05/2023	\$ 320.00	MONOCLE	Annual corporate subscription to Monocle periodical
Yvonne Honmon	4/05/2023	\$ 15.00	FAIRFAX SUBSCRIPTIONS	WA Today digital subscription May 2023
Yvonne Honmon	15/05/2023	\$ 40.00	NEWS LIMITED	The Australian subscription digital edition May 2023
Yvonne Honmon	16/05/2023	\$ 40.00	TOURISMCOUN	Attendance at Tourism Council WA Accessibility Forum
Yvonne Honmon	18/05/2023	\$ 28.00	WANEWSDTI	The West Australian subscription digital edition May 2023
Yvonne Honmon	22/05/2023	\$ 285.00	TICKETS-2023 MIT PERTH	3 x tickets 2023 MIT Perth symposium (Econ Dev David McCulloch, John Hawke, Raz Ion)



City of Perth - Corporate Credit Card Transactions
Statement Period 21/04/2023 to 22/05/2023

Name	Statement Date	Amount	Merchant Name	Commit Description
Yvonne Honmon Total		\$ 778.00		
Principal Economic Development Officer				
Grand Total		\$ 14,616.33		

15.3 Corporate Business Plan Quarterly Progress Report 4

Responsible Officer	Melissa Murphy – General Manager Corporate Services
Voting Requirements	Simple Majority
Attachments	Attachment 15.3A – Corporate Business Plan Quarterly Progress Report 4 ↓

Purpose

To inform Council of the progress made against the Corporate Business Plan 2022/23-2025/26 during the fourth and final quarter of the 2022/23 financial year, covering the period 1 April to 30 June 2023.

Recommendation

That Council:

1. ENDORSES the Corporate Business Plan Quarterly Progress Report 4 for the period 1 April to 30 June 2023, as contained in Attachment 15.3A; and
 2. APPROVES the amendment of the Corporate Business Plan 2022/23-2025/26 to remove the project 'Ozone Park boardwalk replacement' and its associated deliverable for the 2022/23 financial year.
-

Background

1. The Corporate Business Plan 2022/23-2025/26 (CBP) was adopted by Council at its Ordinary Meeting held 26 July 2022. The CBP sets out the City's priorities for the next four years, guided by the Strategic Community Plan 2022-2032.
2. The City provides quarterly reports to Council on the progress of the deliverables set out in the CBP. The first, second and third quarterly reports were endorsed by Council at its Ordinary Meetings held 22 November 2022, 28 February 2023 and 26 April 2023, respectively.
3. The CBP must be reviewed annually. At the Special Council Meeting on 17 July 2023, Council considered the new Corporate Business Plan 2023/24-2026/27, which will replace the Corporate Business Plan 2022/23-2025/26.

Discussion

4. Of the 71 deliverables scheduled for the 2022/23 financial year:
 - a. 63 (88.5%) have been delivered
 - b. 7 (10%) are delayed
 - c. 1 (1.5%) was not progressed.
5. The report is the last against the Corporate Business Plan 2022/23–2025/26. Future reports will cover progress against the new Corporate Business Plan 2023/24–2026/27.
6. Of the 63 (88.5%) deliverables achieved, 44 (62%) were achieved during the quarter. Key achievements are listed below.

Project/program	Deliverables achieved	Comments
Heritage Perth month	Heritage events delivered	The Boorloo Heritage Festival was held in April. Ninety-six events were delivered across neighbourhoods, with overall attendance of 30,000.
Social Health and Wellbeing Plan	Plan provided to Council for consideration	Council endorsed the Social, Health and Wellbeing Strategy 2023-2033 at its Ordinary Meeting held 27 June 2023.
Public Toilet Plan	Plan reviewed and outcomes report provided to Elected Members for consideration	Council adopted the Public Toilet Plan 2022-2032 at its Ordinary Meeting held 26 April 2023.
Roe Street Enhancement (City Deal)	Construction works completed	Practical completion was achieved in June.
Property portfolio projects	Council House level 3 lease progressed	Council approved a lease proposal at its Ordinary Meeting held 27 June 2023.
Workforce Learning and Development Framework	Framework completed	The Framework was approved by the ELT in June. Rollout has commenced and includes an annual staff learning and development calendar with more than 90

Project/program	Deliverables achieved	Comments
		in-person offerings from accredited training providers.
Marketing for City of Perth Parking	Campaign rollout completed	<p>The marketing campaign ran from 12 March through to 8 May 2023. Outcomes were presented to Elected Members through a Current Issues Briefing Note on 13 June and included:</p> <ol style="list-style-type: none"> 1. The perception that 'parking is hard to find' decreased by 3.6% in March (2.5 weeks) and 5.4% in April. 2. App downloads increased 106% over the campaign period, year on year. 3. Mobile app page views increased by 1,054% year on year.

7. The following seven deliverables are delayed. All continue to progress, with several expected to be completed early in 2023/24.

Project/program	Deliverables delayed	Comments
UWA + QEII Precinct Plan	Draft technical studies completed	<p>A briefing paper was provided to Elected Members in June that outlined out the scope and status of all technical studies. The majority of studies were completed by the end of June 2023. The Transport Impact Assessment and Parking Management Plan have been deferred to enable State Government transport investigations to be integrated into the City's work. The draft report is expected to be completed during quarter 1 of FY2022/23.</p> <p>A Request for Tenders for the preparation of the Precinct Plan has been released, closing on 20 July 2023.</p>
	Precinct Plan commenced	
Local Planning Scheme No. 3	Draft land use and built-form controls	<p>A briefing paper was provided to Elected Members in June that set out the work that has been completed and the work yet to be completed. The draft land use terms, zones/reserve objectives, land use permissibilities and Scheme Map have been prepared and are undergoing internal review.</p> <p>Building heights and setbacks for character and heritage areas have been finalised, and identification and modelling for outside character and heritage areas is underway. Draft statements of cultural heritage significance and design guidelines for six heritages areas and eight character areas have been prepared and are undergoing internal review.</p>
	Draft heritage and character design guidelines	

Project/program	Deliverables delayed	Comments
Upgrade City business systems to a cloud-based platform (City of Perth Technology Strategy, Year 1 of 4)	Procurement processes completed	At its Ordinary Meeting held 28 March Council supported a change of strategic pathway. The scope has changed to the extent that it is no longer achievable in its entirety within this financial year. Procurement processes commenced during quarter 4 in accordance with the new pathway.
Thomas Street/Winthrop Avenue bike path project	Bike path between Stirling Highway and Aberdare Road constructed	Construction has commenced and is expected to be completed early in FY2023/24. The project encountered delays due to unforeseen environmental approvals outside the City's control requiring a dieback management plan.
Hay Street East End two-way conversion	Design for Bennett Street to Victoria Avenue completed	Detailed design is underway and is expected to be completed during quarter 1 of FY2023/24. Design has been delayed due to the initial tender attracting no responses.

8. The following project did not progress. It is recommended that Council approves amending the CBP to remove the project and its associated deliverable for 2022/23.

Project/program	Deliverables	Comments
Ozone Park boardwalk replacement	Completion of works	This project has been deferred to a future year. Initial and secondary attempts to procure a contractor were unsuccessful and did not yield a value for money outcome (210% over budget).

9. If Council supports the recommendation to remove the project and deliverable identified under point 8, the total number of deliverables is revised to 70. On that basis, the revised and final outcomes for 2022/23 are:
- a. 63 (90%) have been delivered
 - b. 7 (10%) are delayed.

Consultation

Nil.

Decision Implications

Nil.

Strategic, Legislative and Policy Implications

Strategy	
Strategic Pillar (Objective)	Well-Governed
Related Documents (Issue Specific Strategies and Plans):	Strategic Community Plan – Articulates the community’s vision for the city. The Corporate Business Plan sets out how the City plans to deliver this vision.

Legislation, Delegation of Authority and Policy	
Legislation:	<p>Section 2.7 of the <i>Local Government Act 1995</i> provides that Council is responsible for the performance of the local government’s functions.</p> <p>Section 5.56 of the <i>Local Government Act 1995</i> requires a local government to plan for the future of the district.</p> <p>Regulation 19DA of the <i>Local Government (Administration) Regulations 1996</i> establishes the requirements for a Corporate Business Plan, including adoption and modification.</p>
Authority of Council/CEO:	<p>Under the Act and Regulations, the Council is responsible for the performance of the City’s functions and setting the Corporate Business Plan. Accordingly, it is appropriate for Council to receive regular updates on the progress of this plan.</p> <p>Regulation 19DA(6) of the <i>Local Government (Administration) Regulations 1996</i> requires that a Corporate Business Plan, or modifications of such a plan, be considered and adopted by an absolute majority of Council.</p>
Policy:	Nil.

Financial Implications


Nil.

Further Information

10. Questions and Responses forming part of the Agenda Briefing Session held on 18 July 2023 are as follows:

	Question	Response
1.	Does this include both the wooden board walk sections? What maintenance is being done on the board walk in the meantime before the replacement can occur?	Yes, both sections of boardwalk are included. The increased maintenance regime includes inspections every 2 months followed by sanding timber boards flat where required. Steel plates may also be installed if required to cover any larger trip hazards.





Acknowledgement of Traditional Custodians

We acknowledge the Whadjuk Nyoongar people, Traditional Owners of the lands and waters where the City of Perth is today and pay our respects to Elders past and present. Nyoongar peoples are the original inhabitants and Traditional Owners of the South West of Western Australia.

While Nyoongar is identified as a single language there are variations in both pronunciation and spelling – Noongar, Nyungar, Nyoongar, Nyoongah, Nyungah, Nyugah, Yungar and Noonga. The City of Perth uses 'Nyoongar' which is reflected throughout this document.

The purpose of the quarterly reports

The quarterly progress reports keep the Council and the community informed about the City's progress against the four-year Corporate Business Plan (CBP). They provide a summary of the progress made on each project and program set out in the CBP. This provides an opportunity for Elected Members and other stakeholders to monitor progress, ask questions and hold the City to account on its commitments for the financial year.

Each report covers a quarter, or three months, of the financial year. This report covers the fourth and final quarter for the 2022/23 financial year, which spans 1 April to 30 June 2023.

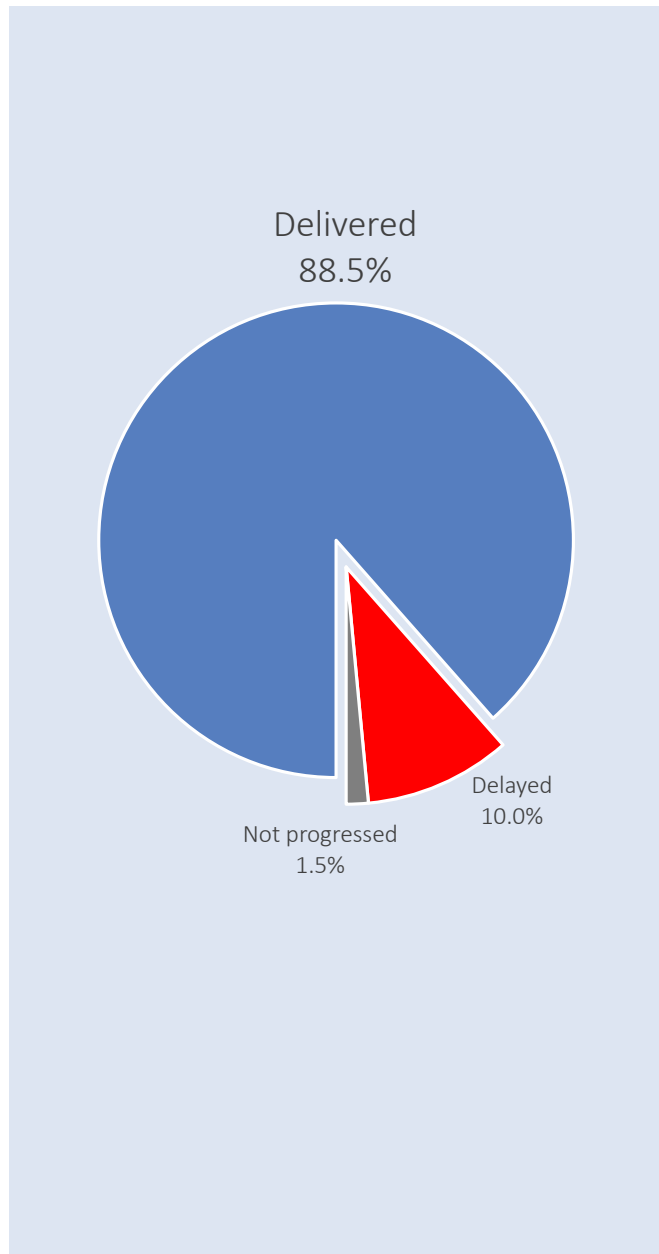
Strategic alignment

The Strategic Community Plan 2022-2032 (SCP) is the City's primary strategic document. It guides us towards the community's vision.

The city is liveable, sustainable and prosperous for current and future generations.

The CBP is the City's response to this vision, and the goals and objectives that will help achieve it. Each focus area in the CBP, and the projects, programs and deliverables within them, aligns with one or more goal and objective from the (SCP).

Strategic Pillar	Goal	Objective
Liveable	L1 A safe, active, vibrant and connected community	L1.1 The city is a safe place for all to live, work, study and play
		L1.2 The community is active, vibrant and connected
	L2 An inclusive community, with distinctive and thriving neighbourhoods	L2.1 Diversity in the community is acknowledged, catered for and celebrated
		L2.2 Perth's six neighbourhoods are thriving
Sustainable	S1 A well-planned, designed and managed city	S1.1 The city is designed for people
		S1.2 The city meets today's needs while ensuring sustainability for the future
	S2 A resource efficient, climate-conscious, green city	S2.1 The City is a leader in environmental sustainability
		S2.2 Perth's community are leaders in environmental sustainability
Prosperous	P1 A smart and innovative city on a strong growth path	P1.1 Perth knows and plays to its strengths
		P1.2 Perth amplifies and leverages its image and presence on the national and world stage
	P2 Job rich, with economic sector development and thriving small businesses	P2.1 The City is 'open for business'
		P2.2 Local neighbourhoods are well served by local businesses
		P2.3 The city is buzzing with life after dark
A Well-Governed City	G1 A Leading Council	G1.1 The Council represents the City effectively
		G1.2 The Council is a responsible steward of the City of Perth's commitments to the community, finances and assets
	G1 A high performing organisation	G2.1 The City of Perth local government is a high performing organisation
		G2.2 The City collaborates effectively with key partners



Progress on deliverables

Our projects and programs over the next four years are centred on specific focus areas. In 2022/23 we are committed to specific deliverables in each focus area. These are delivered through efficient project management, effective governances and a strategic budget cycle.

Understanding the project status

A traffic light is provided against each deliverable. This indicates the status (see legend). Progress comments are also provided, which summarise key activities, challenges and achievements during the quarter.

Legend	Count
<ul style="list-style-type: none"> ✔ Delivered The City's work is done or sufficiently complete that the deliverable is in use. 	63 (88.5%)
<ul style="list-style-type: none"> ● On track Work is progressing or yet to commence and is expected to be completed on schedule. 	Nil
<ul style="list-style-type: none"> ● On watch There is a risk of delays, but the City is taking steps to effectively manage the risk. 	Nil
<ul style="list-style-type: none"> ● Delayed Work has encountered significant challenges and is unlikely to be completed on schedule. 	7 (10%)
<ul style="list-style-type: none"> ✘ Not progressed The deliverable has been cancelled or deferred beyond FY2022/23. 	1 (1.5%)

Highlights

Key achievements this quarter

- ✓ **Social Health and Wellbeing Strategy 2023-2033** was endorsed by Council.
- ✓ **Boorloo Heritage Festival** delivered 96 events across the city, with overall attendance of 30,000.
- ✓ **Public Toilet Plan 2022-2032** was adopted by Council in April.
- ✓ **Murray Street Mall refresh** was completed, including a new mural by local artist Justin Martin.
- ✓ **Roe Street Enhancement** achieved practical completion.
- ✓ **Council House Level 3 lease** proposal was approved by Council in June.
- ✓ **Workforce Learning and Development Framework** was approved by the ELT.
- ✓ **CPP marketing campaign** ran from March to early May, yielding a 106% increase in downloads of the CPP App.

Challenges




- **UWA + QEII Precinct Plan** deliverables for FY2022/23 have been delayed for a number of reasons but overall the project continues to progress well.
- **Local Planning Scheme No. 3** deliverables for FY2022/23 have also been delayed but continue to progress.
- **Thomas Street/Winthrop Avenue bike path** has experienced delays due to unforeseen environmental approvals.
- **Hay Street East End two-way conversion** design is underway but has been delayed due to the initial tender attracting no responses.



Not progressing


- ✗ **Ozone Park boardwalk replacement** has been deferred after two attempts to procure a contractor did not yield a value for money outcome for the City.

Progress comments

This section provides a summary of progress against each project/program and deliverable in the Corporate Business Plan.



Project or program	Deliverables for 2022/23	Progress comments
A01 Celebrate our culture and heritage 		
Heritage Perth month	✓ Heritage events delivered	The Boorloo Heritage Festival was held in April. Ninety-six events were delivered across neighbourhoods, with overall attendance of 30,000.
Whadjuk Nyoongar walking trails	✓ Trails delivered	The walking trails have been updated and are available online, in hardcopy and on the Perth Trails App.
LGBTQIA+ walking tour	✓ Tour delivered	The Lion Never Sleeps Walking Tour was delivered as part of the Boorloo Heritage Festival in April, with 55 attendees.
Cultural Development Plan	<ul style="list-style-type: none"> ✓ Plan reviewed ✓ Outcomes provided to Elected Members for consideration 	The Plan was reviewed internally and included consultation with the Culture and Arts Advisory Group. Outcomes and recommendations were presented to Elected Members at the Engagement Session on 13 June for consideration and feedback. It was discussed that a Framework for Arts and Culture will be developed in the first quarter of 2023/24.
A02 Deliver safe and supportive spaces and services 		
Safe Night Space (SNS) for women	✓ Service delivered	Service delivery for FY2022/23 is complete. At its Ordinary Meeting held 28 February 2023 Council resolved to continue the service until November 2023.
Social Needs Analysis	✓ Outcomes report provided to Elected Members for consideration	The report was presented to Elected Members at the Engagement Session on 16 May and a copy provided via a Current Issues Briefing Note in June.
Social Health and Wellbeing Plan	✓ Plan provided to Council for consideration	Council endorsed the Social, Health and Wellbeing Strategy 2023-2033 at its Ordinary Meeting held 27 June 2023.
Strengthen CCTV infrastructure	<ul style="list-style-type: none"> ✓ Six new CCTV cameras installed ✓ 35 CCTV cameras replaced at key locations 	Installation and commissioning of new cameras was completed in quarter 3. Installation and commissioning of renewals was completed in quarter 4
A03 Deliver and support diverse events and activations across the city 		
Christmas Lights Trail	✓ Trail delivered	The Rio Tinto Christmas Lights Trail launched on 18 November 2022 with 35 installations over 6km. The Trail continued over 46 nights, concluding 2 January 2023 and featured a diverse entertainment program.


Project or program	Deliverables for 2022/23	Progress comments
Australia Day celebration	<ul style="list-style-type: none"> ✓ City of Perth's celebration delivered 	Australia Day celebration was successfully delivered through the Birak Concert and a 500-piece drone display with fireworks, with attendance of approximately 55,000.
City of Light shows	<ul style="list-style-type: none"> ✓ A series of City of Light shows delivered 	The City of Light Shows were successfully delivered at Langley Park and Elizabeth Quay, with over 89,000 people over six nights from November to February.
A04 Develop strategic plans that guide growth and development 		
UWA + QEII Precinct Plan	<ul style="list-style-type: none"> ● Draft technical studies completed ● Precinct Plan commenced 	<p>A briefing paper was provided to Elected Members in June that outlined the scope and status of all technical studies. The majority of studies were completed by the end of June 2023. The Transport Impact Assessment and Parking Management Plan have been deferred to enable State Government transport investigations to be integrated into the City's work. The draft report is expected to be completed during quarter 1 of FY2022/23.</p> <p>A Request for Tender for the preparation of the Precinct Plan has been released, closing on 20 July 2023.</p>
Local Planning Scheme No. 3	<ul style="list-style-type: none"> ● Draft land use and built-form controls ● Draft heritage and character design guidelines 	<p>A briefing paper was provided to Elected Members in June that set out the work that has been completed and the work yet to be completed. The draft land use terms, zones/reserve objectives, land use permissibilities and Scheme Map have been prepared and are undergoing internal review.</p> <p>Building heights and setbacks for character and heritage areas have been finalised, and identification and modelling for areas outside character and heritage areas is underway. Draft statements of cultural heritage significance and design guidelines for six heritages areas and eight character areas have been prepared and are undergoing internal review.</p>
Public Toilet Plan	<ul style="list-style-type: none"> ✓ Plan reviewed and outcomes report provided to Elected Members for consideration 	Council adopted the Public Toilet Plan 2022-2032 at its Ordinary Meeting held 26 April 2023.
A05 Develop and review local laws and other regulatory mechanisms that support the community's vision 		
Parking Local Law	<ul style="list-style-type: none"> ✓ Draft Parking Local Law provided to Elected Members for consideration 	Council considered the draft <i>City of Perth Parking Amendment Local Law 2023</i> at its Ordinary Meeting held 30 May 2023. At the meeting Council approved that local public notice be given.

Project or program	Deliverables for 2022/23	Progress comments
Council and operational policies	<ul style="list-style-type: none"> ✔ Policies reviewed in accordance with the Policy Review Workplan 	<p>At the Ordinary Council Meeting held on 22 November 2022, Council agreed to disband the Policy and Legislation Committee effective from 31 December 2022. It is understood that the review of all policies by the Committee prior to 2021 and the disbandment of the Committee effectively completed the CBP deliverable listed above.</p> <p>However, in order to formalise a process and to ensure continuing regular review of the City's policies, the CEO adopted Operational Policy - Policy Framework and policy review framework on the 19 June 2023.</p>
A06 Enhance our streetscapes and laneways with infrastructure and culture 		
Northbridge laneway upgrades	<ul style="list-style-type: none"> ✔ Draft designs provided to Elected Members for consideration¹ 	The design documentation has been completed and was provided to Elected Members via a Current Issues Briefing Note in May.
Claisebrook Cove Public Realm Rectification Plan	<ul style="list-style-type: none"> ✔ Draft Plan provided to Elected Members for consideration 	The draft Plan was provided to Elected Members at the Engagement Session on 6 June. The results of recent consultation, which summarises the community's priorities, will be published on the Engage Perth website.
Thomas Street/Winthrop Avenue upgrade	<ul style="list-style-type: none"> ✔ Median island irrigation installed along Winthrop Ave and Thomas Street 	Irrigation has been installed per the FY2022/23 schedule of work and median planting has commenced.
Retail Core Refresh	<ul style="list-style-type: none"> ✔ Draft Murray Street Mall plan provided to Elected Members for consideration ✔ Work commenced 	Council approved the concept design at the Ordinary Council Meeting held on 27 September 2022. Major works commenced during quarter 3 and were completed in quarter 4, including a new mural by local artist Justin Martin, titled 'Djina Walkininy'.
Parkway streetscape upgrade	<ul style="list-style-type: none"> ✔ Work commenced 	Work has commenced and is scheduled for completion in July 2023.
Roe Street Enhancement (City Deal)	<ul style="list-style-type: none"> ✔ Construction works completed 	Practical completion was achieved in June.
Entry statements to the city	<ul style="list-style-type: none"> ✔ Consultation summary and draft design provided to Elected Members for consideration 	A consultation summary and draft design were presented to Elected Members at the Engagement Session on 7 February. Additional information was presented to Elected Members at the Engagement Session on 16 May.

¹ This project is subject to City Deal funding.

Project or program	Deliverables for 2022/23	Progress comments
Main Street Refresh	<ul style="list-style-type: none"> ✓ Prioritisation plan and early design work for nominated streets provided to Elected Members for consideration 	Design ideas were provided to Elected Members at the Engagement Session on 4 April. Feedback from Elected Members informed the development of a draft plan for William Street, which was presented to Elected Members at the Engagement Session on 6 June. Work is expected to commence in late 2023.
Forgotten Spaces Strategy	<ul style="list-style-type: none"> ✓ Reviewed strategy and project prioritisation provided to Elected Members for consideration 	The draft Forgotten Spaces: Revitalising Perth's Laneways - Episode 2 was presented to Elected Members at the Engagement Session on 6 June. The draft strategy is out for consultation until 5 July. Feedback received will inform the finalisation of the strategy for Council consideration in August.
A07 Transform our existing business systems into an efficient and industry-leading solution G1.2 G2.1		
Upgrade City business systems to a cloud-based platform (City of Perth Technology Strategy, Year 1 of 4)	<ul style="list-style-type: none"> ● Procurement processes completed ✓ Corporate systems upgrade implementation commenced 	<p>At its Ordinary Meeting held 28 March Council supported a change of strategic pathway. The scope has changed to the extent that it is no longer achievable in its entirety within this financial year. Procurement processes commenced during quarter 4 in accordance with the new pathway.</p> <p>The upgrade of corporate systems has been implemented to the extent possible in accordance with the original pathway.</p>
Cyber Security Upgrade program (Year 1 of 3)	<ul style="list-style-type: none"> ✓ Year 1 of the program completed 	Cyber security hardware has been installed and is in production.
A08 Embed sustainable practices in our business and the community S1.1 S1.2 S2.1 S2.2 G1.2		
Pier Street solar panels	<ul style="list-style-type: none"> ✓ Panels installed 	The solar panels and accompanying batteries, EV chargers and data reporting are active.
Sustainability Strategy Implementation Plan	<ul style="list-style-type: none"> ✓ Draft Plan provided to Elected Members for consideration 	A draft plan was presented to Elected Members at the Engagement Session on 2 June and further discussed at the Engagement Session on 13 June. No major changes were required. The Plan will be finalised as an internal working document.
Integrated Water Management Plan	<ul style="list-style-type: none"> ✓ Draft Plan provided to Elected Members for consideration 	A draft plan was presented to Elected Members at the Engagement Session on 13 June. No major changes were required. The Plan will be finalised as an internal working document.
Sustainable City Report	<ul style="list-style-type: none"> ✓ Draft report presented to Elected Members for consideration 	The draft Sustainable City Report was presented to Elected Members at the Engagement Session on 13 June. Feedback received will inform the final report for Council consideration in August.

Project or program	Deliverables for 2022/23	Progress comments
Bin audit and waste stream analysis	<ul style="list-style-type: none"> ✓ Audit complete and report received by the City 	The Waste Composition Audit concluded in quarter 3 and the full suite of audit reports has been received. The information will inform waste education to ensure the City achieves its target of 70 percent of all waste being diverted from landfill by 2030.
A09 Renew and maintain our assets and infrastructure		
Annual asset renewal and maintenance program	<ul style="list-style-type: none"> ✓ 2022/23 annual program completed 	Overall program completed with some minor elements being finalised in July 2023.
Annual ICT equipment and infrastructure renewal program	<ul style="list-style-type: none"> ✓ 2022/23 annual program completed 	The program is complete.
Property portfolio projects having regard for the Feb 2022 Property Portfolio Review report	<ul style="list-style-type: none"> ✓ Council House level 3 lease progressed 	Council approved a lease proposal at its Ordinary Meeting held 27 June 2023.
	<ul style="list-style-type: none"> ✓ Pier Street retail cluster feasibility study completed 	The feasibility study is complete. Outcomes and likely next steps will be presented to Elected Members at an Engagement Session in July.
	<ul style="list-style-type: none"> ✓ Tattersall's Bowling Club site options analysis commenced 	A site options analysis has provided three viable options. Outcomes and likely next steps will be presented to Elected Members at an Engagement Session in August.
	<ul style="list-style-type: none"> ✓ Citiplace feasibility study commenced 	The feasibility study has commenced. A detailed update will be presented to Elected Members at an Engagement Session in August.
	<ul style="list-style-type: none"> ✓ 36-38 Thomas Street business case commenced 	An Expression of Interest has been undertaken and negotiations with a prospective tenant are in advanced stages. A detailed status update will be presented to Elected Members at an Engagement Session in July.
	<ul style="list-style-type: none"> ✓ Property management systems and process review commenced 	Stage 1 of the review is complete with the creation of a property portfolio dashboard, a new Request to Execute process, and a review and update of five property management procedures.
Annual property classifications review	<ul style="list-style-type: none"> ✓ Reviewed classifications provided to Elected Members for consideration 	Classifications were considered by Council at its Ordinary Meeting held 22 November, as part of the revised Council Policy 2.7 <i>Property Performance, Investment and Disposal</i> .
A10 Improve organisational efficiency and performance		
Historic Record Review program (Year 1 of 3)	<ul style="list-style-type: none"> ✓ Year 1 of the program completed 	Year 1 of the program is complete, three months ahead of schedule, with almost 1,900 record boxes reviewed and over 13 tonnes of physical records disposed.

Project or program	Deliverables for 2022/23	Progress comments
Workforce Learning and Development Framework	<ul style="list-style-type: none"> ✓ Framework completed ✓ Rollout commenced 	The Framework was approved by the ELT in June. Rollout has commenced and includes an annual staff learning and development calendar with more than 90 in-person offerings from accredited training providers.
Corporate Governance Framework	<ul style="list-style-type: none"> ✓ Framework completed 	The Corporate Governance Framework was approved by the ELT in June.
Emergency Management Framework	<ul style="list-style-type: none"> ✓ Framework completed 	Framework completed and adopted by the Executive Leadership Team during quarter three.
A11 Improve the safety and connectivity of our transport network		
Thomas Street/Winthrop Avenue bike path project	<ul style="list-style-type: none"> ● Bike path between Stirling Highway and Aberdare Road constructed 	Construction has commenced and is expected to be completed early in FY2023/24. The project encountered delays due to unforeseen environmental approvals outside the City's control requiring a dieback management plan.
Wayfinding Signage Implementation Plan	<ul style="list-style-type: none"> ✓ Plan completed ✓ Signage rollout commenced 	The Implementation Plan was completed during quarter 2. Installation of new wayfinding signage has commenced.
Annual Road Safety and Network Improvement program	<ul style="list-style-type: none"> ✓ Ongoing implementation of the program 	All projects in the FY2022/23 program have been delivered.
Hostile vehicle protection works	<ul style="list-style-type: none"> ✓ Mitigation work at Langley Park and Supreme Court Gardens completed 	Work completed.
Hay Street East End two-way conversion	<ul style="list-style-type: none"> ● Design for Bennett Street to Victoria Avenue completed 	Detailed design is underway and is expected to be completed during quarter 1 of FY2023/24. Design has been delayed due to the initial tender attracting no responses.
Bus Stop upgrades (City Deal)	<ul style="list-style-type: none"> ✓ Ongoing implementation of the program 	Installation of 12 new bus shelters complete. Manufacture and installation of the remaining 26 shelters is ongoing and will continue into FY2023/24, as planned.
eScooter hire scheme	<ul style="list-style-type: none"> ✓ eScooter trial commenced² 	The e-Scooter trial commenced on 18 March 2023. As of 30 June, over 100,000 rides have been logged.

² This project is subject to successful tender outcomes.

Project or program	Deliverables for 2022/23	Progress comments
A12 Protect and enhance our natural spaces S1.2 S2.1 S2.2 G1.2		
Heirisson Island riverbank renewal (Year 1 of 2)	✔ Design completed	Design documentation is complete and has been approved by the Department of Biodiversity, Conservation and Attractions to achieve a coordinated design solution with the new Causeway Pedestrian and Cycle Bridge.
Claisebrook river wall renewal (Year 1 of 3)	✔ 2022/23 scheduled works completed	Work completed.
Urban Forest tree infill program	✔ Ongoing implementation of the program	Tree planting each calendar year stretches from April through to August. The program for FY2022/23 has been delivered with trees planted in Winthrop Avenue Medians, Murray Street (West Perth), Outram Street (West Perth), Ventnor Avenue (West Perth), Walker Avenue, Hay Street and Brown Street (East Perth).
A13 Enhance our parks, recreation areas and play spaces L1.2 S1.1 G1.2		
Park furniture and infrastructure renewals	✔ Ongoing implementation of the program	Work completed.
Ozone Park boardwalk replacement	✘ Completion of works	This project has been deferred to FY2024/25. Initial and secondary attempts to procure a contractor were unsuccessful and did not yield a value for money outcome (210% over budget).
Play space renewals program	✔ Point Fraser playspace installed	Installation completed.
A14 Improve the customer experience across key service areas L1.2 P2.1 G1.2 G2.1		
Customer Experience service review	✔ Report from Customer Service Institute of Australia delivered	Report received during quarter 1 and reviewed for improvement opportunities.
Library service review	✔ Report provided to Elected Members for consideration	Report provided to Elected Members through an Elected Members Engagement Session during quarter 1.
Complaints Management Framework	✔ External review completed	The review by external independent experts was completed this quarter. Improvement opportunities identified from the review will be considered together with any recommendations arising from the Internal Grievances and Complaints Internal Audit Report which is expected to be received in quarter 1 of FY2023/24.
A15 Support local businesses and attract investment S1.2 P1.1 P2.1 G1.4		
Technology Action Plan	✔ Draft Plan provided to Elected Members for consideration	Council approved the Tech Action Plan at its Ordinary Meeting held on 27 June 2023.

Project or program	Deliverables for 2022/23	Progress comments
Marketing for City of Perth Parking	✔ Campaign rollout completed	The marketing campaign ran from 12 March through to 8 May 2023. Outcomes were presented to Elected Members through a Current Issues Briefing Note on 13 June and included: <ol style="list-style-type: none"><li data-bbox="1128 389 1895 443">1. The perception that 'parking is hard to find' decreased by 3.6% in March (2.5 weeks) and 5.4% in April.<li data-bbox="1128 456 1895 483">2. App downloads increased 106% over the campaign period, year on year.<li data-bbox="1128 496 1749 515">3. Mobile app page views increased by 1,054% year on year.

16. Chief Executive Officer Reports

16.1 City of Perth Inquiry Recommendations - Quarterly Progress Update - Q4 (1 April - 30 June 2023)

Responsible Officer	Michelle Reynolds – Chief Executive Officer
Voting Requirements	Simple Majority
Attachments	Attachment 16.1A – Recommendations of the Inquiry into the City of Perth - Quarterly Progress Update - Q4 (1 April - 30 June 2023) updates ↓

Purpose

To provide Council with an update on the progress of the recommendations from the Inquiry into the City of Perth.

Recommendation

That Council RECEIVES the quarterly (Q4 2022/23, 1 April – 30 June 2023) progress update on the remaining recommendations from the Inquiry into the City of Perth.

Background

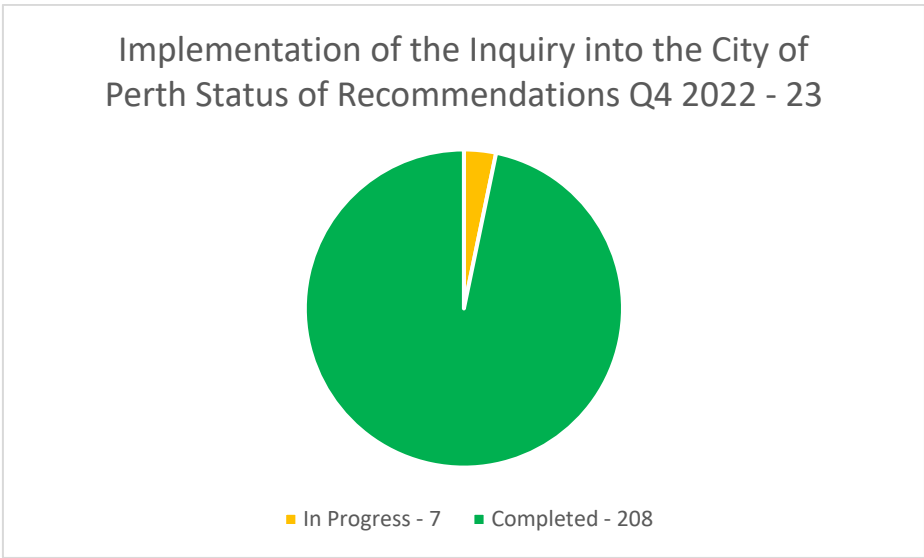
1. The final report of the Inquiry into the City of Perth (Inquiry) was tabled at State Parliament on 11 August 2020. The report detailed 341 recommendations for both the City of Perth (215) and State Government (126).
2. Quarterly progress updates on the implementation of the Inquiry’s recommendations have been presented to Council as outlined in the below table, and the City of Perth (the City) has made significant progress toward addressing the Inquiry's recommendations.

City of Perth Inquiry recommendations Quarterly progress updates			
2020	2021	2022	2023
<ul style="list-style-type: none"> • 15 December 2020 	<ul style="list-style-type: none"> • 30 March 2021 • 27 July 2021 • 23 November 2021 	<ul style="list-style-type: none"> • 22 February 2022 • 31 May 2022 • 30 August 2022 • 22 November 2022 	<ul style="list-style-type: none"> • 28 February 2023 • 26 April 2023

3. As of 31 March 2023, the City had completed 206 out of 215, or 96% of recommendations.
4. A further quarterly progress update (Q4 2022/23, 1 April – 30 June 2023) is now presented for Council to receive (Attachment 16.1A).

Discussion

5. Subject to the endorsement of the Department of Local Government, Sport and Cultural Industries (DLGSC), the City has completed a total of **208 out of 215, or 96.7 %** of the recommendations and **7** recommendations remain in progress.
6. The progress achieved to date, subject to DLGSC’s endorsement is included below:



Consultation

Next steps

- This quarterly progress update will be provided to the DLGSC along with evidence to validate completion. The Inquiry Oversight Group will then consider the information provided. If the recommendations are deemed to be addressed, they will be officially closed out.

Decision Implications

- The City is working with the DLGSC to close out the recommendations of the Inquiry.

Strategic, Legislative and Policy Implications

Strategy	
Strategic Pillar (Objective)	Prosperous
Related Documents (Issue Specific Strategies and Plans):	Report of the Inquiry into the City of Perth.

Legislation, Delegation of Authority and Policy	
Legislation:	Sections 8.22 and 8.24 of the <i>Local Government Act 1995</i> .
Authority of Council/CEO:	The recommendation of this report is for noting only.
Policy:	Nil.

Financial Implications

- No financial implications are associated with the presentation of this information report.

Further Information

- Questions and Responses forming part of the Agenda Briefing Session held on 18 July 2023 are as follows:

	Question	Response
1.	It looks like all actions will be closed out by end of financial year 23/24. Can I confirm this timeframe?	Yes, all actions related to the Inquiry are set to be completed by the end of the 2023/24 financial year.

	Question	Response
2.	<p>Page 172 Item 16.1 Attachment A recommendations of the Inquiry into the City of Perth No. 181, 185 & 186 Auditing of compliance with Council Policy 12.4 - Can I see the Audit Scope which was given to the auditor/s? I'm assuming KPMG is doing both?</p>	<p>The three areas mentioned in the recommendations of the Inquiry into the City of Perth are as follows: No. 181 - Auditing of the City's compliance with Council Policy 12.4 "Payments under section 5.50 of the Local Government Act 1995. No. 185 - Audit of the recruitment, performance management and termination of employment processes. No. 186 - The results of the audit are to be reported to the Audit Committee and the Council The recruitment, performance management and termination of employment audits, are being conducted as three separate audits. The recruitment audit is currently underway, and the remaining two audits are due to commence in Q1 and Q2 FY23/24. The audit into the compliance with Council Policy 12.4 (No.181) will be included in the scope for the Terminations audit. The scope for the recruitment audit will be included with the final audit report when presented to the Audit and Risk Committee. The audit scopes for the terminations and performance management audits have not yet been finalised. However, these scopes will also be provided with the final audit reports. KPMG has been appointed to undertake the recruitment audit. Grant Thornton has been appointed to undertake the terminations audit. No auditor has been appointed yet to undertake the Performance Management Audit.</p>

Recommendations of the Inquiry into the City of Perth – Quarterly Progress Update – December 2022

This update addresses the remaining 7 City Recommendations within the *Report of the Inquiry into the City of Perth* for the period Q4 2022/23 (1 April – 30 June 2023).

Completed Recommendations are subject to the endorsement of the Department of Local Government, Sport and Cultural Industries. The below does not include the 206 Recommendations implemented by the City since 2021.

People Management				
<i>General</i>				
No.	Recommendation	Owner Alliance(s)	Progress Update – Q4 2022/23	Status
156	The City's CEO is to review all human resources policies and procedures within 12 months of this Report and consider the development of policy for areas of deficiency.	Corporate Services	All human resources policies and procedures have been reviewed and those that were redundant have been revoked. New policies and procedures have been identified and created to address areas of deficiency. Implementation and improvement is ongoing.	Completed
157	The City conduct an audit of the human resources function's record-keeping compliance, specifically related to recruitment, termination of employment, performance management and grievance and complaint handling.	CEO	The Recruitment, Termination of employment, Performance Management and Grievance and Complaints Handling audit are being completed separately. Compliance with record-keeping is a scope element for each audit. Fieldwork for the recruitment audit has been completed and is now in the report writing stage. Fieldwork for the grievance and complaints handling audit has been completed and is now in the report writing stage. Termination of employment audit is due to commence in Q1 FY23/24. Performance Management audit is due to commence in Q2 Fy23/24.	In Progress
<i>Performance Management</i>				
No.	Recommendation	Owner Alliance(s)	Progress Update – Q4 2022/23	Status
181	Auditing of the City's compliance with Council Policy 12.4 "Payments under section 5.50 of the Local Government Act 1995" be undertaken as part of the City's annual internal audit programme to ensure compliance, proper documentation and record-keeping.	CEO	Compliance with Council Policy 12.4 has been included in the scope for the Terminations of employment audit, which is due to commence in Q1 FY23/24.	In Progress
<i>Termination of employment</i>				
No.	Recommendation	Owner Alliance(s)	Progress Update – Q4 2022/23	Status
185	The City engage an independent, external and qualified auditor to conduct an audit of the recruitment, performance management and termination of employment processes, as part of the annual internal audit programme.	CEO	The City engaged KPMG to complete the Recruitment Audit. This audit is currently in report writing stage. The City is in the process of engaging an independent audit firm for the Terminations of employment audit.	In Progress
186	The results of the audit are to be reported to the Audit Committee and the Council.	CEO	It is expected that the Grievance and Complaints Handling audit will be reported to the August ARC meeting, the Recruitment audit to the November ARC meeting, and the Terminations of employment and Performance Management audits to the March ARC meeting.	In Progress
Complaints and misconduct prevention				
<i>Complaints handling framework</i>				
No.	Recommendation	Owner Alliance(s)	Progress Update – Q4 2022/23	Status
307	The policies, procedures, records and FAQ section described in Recommendations 303-306 be prepared by an industry-accredited expert in accordance with industry best practice standards.	Corporate Services	The policies, procedures, records and FAQ's forming part of the City's Complaints Management Framework were reviewed by independent experts this quarter and presented to the ELT.	Completed

<i>Reporting and audit</i>				
No.	Recommendation	Owner Alliance(s)	Progress Update – Q4 2022/23	Status
319	Trend and outcome reporting on complaints and grievances be reported in writing and at least quarterly to the City's executive and the Council.	Corporate Services	The external review of the Complaints Management Framework contemplated the provision of this reporting and provided recommendations on its complexities (e.g. consistency with relevant legislation, confidentiality and meaningful reporting). The recommendations of the review will be considered together with any recommendations arising from the Internal Grievances and Complaints Internal Audit Report which is expected to be received in Q1 of 23/24.	In Progress
322	The City publish in its Annual Report the findings of the audit described in Recommendation 321 (and 320), along with the City's trend and outcome reporting on complaints and grievances.	CEO	This data is to be included in the 2023 Annual Report.	In Progress
341	Unless otherwise determined by the Minister for Local Government: <ol style="list-style-type: none"> The City of Perth and the City's CEO are to report on performance against recommendations contained in this Report annually in the Annual Report until such time as all relevant recommendations have been addressed. The City of Perth Council to receive and consider, at a minimum on a six-monthly basis, a report to progress against the recommendations of this Inquiry. The City of Perth Council minutes are to document any decision taken in regard to the recommendations in this Report; and Any report on progress described in Recommendation 341(I) to be publicly available and provide sufficient detail for a member of the community to understand the actions taken as a result, including any decision to not undertake and action in the Recommendations. 	CEO	<p>The CEO continues to provide Council with quarterly reports on the Inquiry progress. Previous Council decisions have been captured in minutes of those meetings.</p> <ul style="list-style-type: none"> 15 December 2020 30 March 2021 27 July 2021 23 November 2021 22 February 2022 31 May 2022 30 August 2022 22 November 2022 28 February 2023 <p>The City will include Inquiry progress updates in the 2023 Annual Report.</p>	In Progress

Reference Table - Other Recommendations that may be referred to in this report

No.	Recommendation
303	A centralised complaint handling policy, based on industry best practice, and an appropriately confidential system be developed for the management and recording of complaints and grievances by or against any council member, committee member or employees of or contractors to the City, including the outcome of any investigations.
304	The City keep a record of these complaints and grievances in a centralised system (Recommendation 303), detailing the persons involved, the nature and extent of the complaint or grievance, actions taken and the outcome, which records are to be retained in accordance with the State Records Act 2000.
305	The City adopt, maintain and publish on its website clear complaints and grievances handling policies and procedures, dealing with how the City will: <ul style="list-style-type: none"> · as a matter of process, deal with misconduct complaints against or grievances about council members, committee members or employees of or contractors to the City; · as a matter of process, deal with referrals to and from the Corruption and Crime Commission, the Public Sector Commission and any other relevant authority; and · conduct internal investigations.
306	Publication of the policies and procedures described in Recommendation 305 on the City's website be accompanied by a frequently asked questions (FAQ) section.
320	An audit of the City's complaints and grievance handling framework, including the management of individual employee-related matters, the system data and compliance with the policies and procedures be undertaken annually by an independent qualified auditor as part of the internal audit programme. This is to review the City's compliance with policies and procedures, the effectiveness of the training programme and areas for improvement.
321	The results of the audit are to be reported to the Audit Committee and the Council.

17. Committee Reports

Nil.

18. Motions of which Previous Notice has been Given

Nil.

19. Matters for which the meeting may be closed

Nil.

20. Urgent Business

21. Closure