



City of **Perth**

Minutes

Ordinary Council Meeting
26 April 2023

Michelle Reynolds
Chief Executive Officer
28 April 2023

Minutes to be confirmed at the next Ordinary Council Meeting

These minutes are hereby certified as confirmed.

Presiding member's signature _____

Date _____

Information

This information is provided on matters which may affect members of the public. If you have any queries on procedural matters, please contact a member of the City's Governance team via governance@cityofperth.wa.gov.au.

Question Time for the Public

An opportunity is available at Council meetings for members of the public to ask a question about any issue relating to the City. This time is available only for asking questions and not for making statements. Complex questions requiring research should be submitted as early as possible to allow the City time to prepare a response.

The Presiding Person may nominate a member of staff to answer the question and may also determine that any complex question requiring research be answered in writing. No debate or discussion can take place on any question or answer.

To ask a question, please complete the Public Question Time form available on the City's website www.perth.wa.gov.au/council/council-meetings.

Disclaimer

Members of the public should note that in any discussion during a meeting regarding any item, a statement or indication of approval by any council member, committee member or officer of the City is not intended to be, and should not be taken as, notice of approval from the City. No action should be taken on any item discussed at a meeting of a Committee prior to written advice on the Committee or Council's resolution being received.

Any plans or documents contained in these minutes may be subject to copyright law provisions (*Copyright Act 1968*, as amended) and the express permission of the copyright owner(s) should be sought prior to their reproduction.

Table of Contents

1.	Declaration of Opening.....	5
2.	Acknowledgement of Country/Prayer.....	5
3.	Attendance	5
3.1	Apologies.....	6
3.2	Leave of Absence	6
3.3	Applications for Leave of Absence	6
4.	Announcements by the Lord Mayor.....	6
4.1	ANZAC Day Dawn Service – Kings Park.....	6
4.2	ANZAC Day Parade	6
4.3	AT238 Apartment Opening	7
4.4	Future East Perth Primary School	8
4.5	WACA Aquatic Facility.....	9
5.	Disclosures of Interests.....	9
6.	Public Participation	9
6.1	Public Questions.....	9
7.	Confirmation of Minutes	11
8.	Questions by Members which due Notice has been Given.....	11
9.	Correspondence	11
10.	Petitions.....	11
11.	Planning and Economic Development Alliance Reports.....	13
11.1	City of Perth Public Toilet Plan 2022-2032.....	13
12.	Community Development Alliance Reports	45
	Nil.	
13.	Infrastructure and Operations Alliance Reports.....	46
13.1	Ozone Reserve Pump Station Electrical Controls Renewal - Additonal Budget Request ..	46
14.	Corporate Services Reports	52
14.1	Monthly Financial Statements - February 2023.....	52
14.2	Schedule of Accounts Paid - February 2023.....	112
14.3	Corporate Business Plan 2022/23-2025/26 Progress Report 3.....	167
15.	Chief Executive Officer Reports	183

15.1	City of Perth Inquiry Recommendations - Quarterly Progress update - Q3 (1 January - 31 March 2023).....	183
16.	Committee Reports	189
	Nil.	
17.	Motions of which Previous Notice has been Given	189
	Nil.	
18.	Matters for which the meeting may be closed.....	190
18.1	Tamala Park Regional Council - Proposed Amendments to Establishment Agreement..	191
18.2	CEO Key Performance Indicators - Interim Report.....	192
18.3	Appointment of an Independent consultant - CEO performance review 2022/23.....	193
19.	Urgent Business	195
20.	Closure.....	195

1. Declaration of Opening

The Presiding Member declared the Ordinary Council Meeting for the City of Perth open at 5:00pm.

2. Acknowledgement of Country/Prayer

The Presiding Member gave an Acknowledgement of Country:

I respectfully acknowledge the Traditional Owners of the land on which we meet, the Whadjuk Nyoongar people of Western Australia, and pay my respects to Elders past and present. It is a privilege to be standing on Whadjuk Nyoongar country.

The Chief Executive Officer recited a prayer:

Almighty God, under whose providence we hold responsibility for this City grant us wisdom to understand its present needs, foresight to anticipate its future growth, and grace to serve our fellow citizens with integrity and selfless devotion. And to Thee, be all blessing and glory forever. Amen.

3. Attendance

Members in Attendance

Lord Mayor	Basil Zempilas (Presiding Member)
Deputy Lord Mayor	Liam Gobbert
Councillors	Sandy Anghie
	Clyde Bevan
	Brent Fleeton
	Rebecca Gordon
	Catherine Lezer

Officers in Attendance

Chief Executive Officer	Michelle Reynolds
Executive Director Governance and Strategy	Peta Mabbs
General Manager Commercial Services	Steve Holden
A/General Manager Community Development	Dale Page
General Manager Corporate Services	Melissa Murphy
General Manager Infrastructure and Operations	Allan Mason
A/General Manager Planning and Economic Development	Julia Kingsbury
Chief Financial Officer	Michael Kent
Alliance Manager Council Governance and Policy	Charlie Clarke
Governance Officer	Anne-Marie Bartlett
Governance Officer	Ebony Mackey

Public Gallery

There was 1 member of the public in the gallery.

3.1 Apologies

Councillor Di Bain

Councillor Viktor Ko

3.2 Leave of Absence

Nil.

3.3 Applications for Leave of Absence

Council Resolution (OCM-23/04-001)

Mover: Councillor Rebecca Gordon

Seconded: Councillor Clyde Bevan

That Council APPROVES Councillor Brent Fleeton's leave of absence for the period 2 May 2023 to 5 May 2023 inclusive.

CARRIED UNOPPOSED (7/0)

For : Lord Mayor Basil Zempilas; Deputy Lord Mayor Liam Gobbert; Councillors Sandy Anghie, Clyde Bevan, Brent Fleeton, Rebecca Gordon, and Catherine Lezer

Against : Nil

4. Announcements by the Lord Mayor

4.1 ANZAC Day Dawn Service – Kings Park

The Lord Mayor recognised that the ANZAC Day Dawn Service held at Kings Park was the first opportunity for the City, and everyone around Western Australia to fully participate in ANZAC Day commemorations since COVID. The Lord Mayor stated that it was a beautiful service and a huge privilege to be able to represent and lay a wreath on behalf of the people of the City at the Kings Park Dawn Service.

4.2 ANZAC Day Parade

The Lord Mayor stated it was also a huge privilege for the City to be able to host and support the first ANZAC Day Parade for three years and was honoured to sit alongside Premier Mark McGowan, Governor Chris Dawson and the other dignitaries to receive those in a very special march.

The Lord Mayor credited and thanked the RSL and everybody involved for the number of multi-generational people who were marching for those no longer with us as a way to remember them, but also return servicemen and women, and active servicemen and women. The Lord Mayor took the opportunity on behalf of the City to congratulate Duncan Anderson, the President of the RSL, and Vince Connolly, the Chief Executive Officer. The Lord Mayor also acknowledged the great work of the City's partners, particularly the Western Australian Police Force for their assistance in staging such a great parade.

The Lord Mayor thanked the Chief Executive Officer Michelle Reynolds, Deputy Lord Mayor Liam Gobbert, and Councillors Fleeton, Anghie, Lezer, and Bevan who supported him at various times during the day with their presence at either the dawn service, the March, or the Concert which was held later at the Concert Hall. The Lord Mayor also thanked the City of Perth Administration who also facilitated this wonderful day and noted that it was a reminder of how important it is that ANZAC Day is marked in the most appropriate fashion and was pleased it was able to be done in that way.

4.3 AT238 Apartment Opening

The Lord Mayor wished to acknowledge that he and Councillors Gordon, Fleeton, Lezer, Anghie, as well as the Chief Executive Officer were able to attend the opening of AT238 Apartments on Adelaide Terrace. The Lord Mayor stated it was a Finbar Apartment Complex and the Managing Director, Darren Pateman addressed a crowd of some 150 people. Some of these people were involved in the project, others were preparing to move in to the complex and some were associated in other ways. The Lord Mayor quoted Mr Pateman's speech of thanks to the City of Perth:

"When it comes to medium and high-density projects, it really is a competition for capital in WA where there are several, viable local government areas where you can achieve an acceptable return on investment. Our capital gravitates to areas where there is the least friction, resistance, and the highest level of professional and efficient planning, processing, and support. The City of Perth is always our preferred local government development area for this reason. I hope this shows when, as at today's count, this project marks our completion of a total of 3465 apartments in the City of Perth since acquiring our first development site in the city, the old Freemason Site, back in 2001. We still have another 344 apartments planned with our Garden Towers project on Plain Street. This is a testament to an experienced, professional and supportive relationship with an effective Executive Team and Councillors that take the time to walk the beat, meet with local industry and business, and understand the drivers that encourages investment in their City and I thank the Councillors and Officers here."

The Lord Mayor stated the Chief Executive Officer was then asked to relay their thanks to the Executive Team but that he was taking the opportunity to do so in this forum.

The Lord Mayor thanked Dale Page (Acting General Manager of Community Development but substantively, General Manager of Planning and Economic Development) and Michelle Reynolds, the Chief Executive Officer. The Lord Mayor expressed that it was a high compliment from somebody in the community and the comments are most gratifying in relation to dealings with the City.

The Lord Mayor detailed how more people living in the City was a shared goal of all Councillors and to be able to facilitate the advancement of that concept is something they have a crucial role to play in. The Lord Mayor again thanked Michelle Reynolds and Dale Page, and the entire Administration who help the Elected Members earn that praise. The Lord Mayor also thanked his fellow Councillors for the role they have played.

4.4 Future East Perth Primary School

The Lord Mayor shared an announcement, which had received a good deal of publicity, that he joined State Government representatives last week for the announcement of significant steps towards a Primary School being located in East Perth. The Lord Mayor joined Education Minister Hon. Dr Tony Buti MLA, Planning Minister Hon. Rita Saffioti MLA and Lands Minister and Member for Perth Hon. John Carey MLA for an announcement which effectively identified a preferred site for the Primary School.

The Lord Mayor stated that the Primary School is to be located in the East Perth area and highlighted the high priority this is for Council and has been since before their elections. The Lord Mayor highlighted the importance that local families have a local Primary School to be able to enhance the liveability of the City but also add to the residential population. The Lord Mayor detailed how pleased he is to be able to work with the State Government on behalf of the City, as a partnership, to help deliver the next step towards this project of such significance.

The Lord Mayor clarified that the State Government has identified two of the three City of Perth carparks opposite Queens Garden on Nelson Crescent near the WACA as their preferred site for the Primary School. The Lord Mayor believed all would be in agreeance that the preferred site has great merit and is of course on City of Perth owned land and there is a commitment to the ratepayers to ensure the partnership unlocks the best possible outcome for the City. The Lord Mayor also stated that a thorough due diligence process has begun both ways for the State Government and City of Perth including details business cases for the land transaction in the City's case, a land transaction for the State Government, the Primary School itself and Council have to make sure that the deal stacks up for the City. The Lord Mayor stressed that it is high on the list of priorities for Council and for the Community.

The Lord Mayor detailed that the State Government was initially proposing to take 50% of the total carpark site but on closer examination it's a 2.6 hectare site for which the proposal is 1.6 hectares of the sites closest to Gloucester Park to build the Primary School and leaving one hectare site closest to Plain Street retained by the City. The Lord Mayor stated this was the current proposal put forward by the State Government but the Chevron-Hilton Hotel Agreement Act is rescinded and would allow the City to explore the best possible opportunities for that land. The Lord Mayor reiterated that he and Council were delighted to be working with the State Government to help deliver a much needed Primary School for East Perth and it was an objective he and Council all share enthusiasm for. The Lord Mayor expressed that it was Council's job on behalf of Ratepayers to get the best deal for the City and that is something he is undertaking on behalf of Council and the City to ensure they do.

4.5 WACA Aquatic Facility

The Lord Mayor mentioned that Minister Rita Saffioti gave an update on the WACA Aquatic Facility at the same press conference last week. The Lord Mayor stated that he and fellow Elected Members were well across the details of this facility as it has been discussed in the Chamber on a number of occasions. The Lord Mayor detailed that Minister Saffioti announced an extra \$22 million contribution from State Government towards the construction costs of the Pool. The Lord Mayor recalled the City’s previous unanimous decision to outlay a once-off \$25 million contribution for the pool and believed this was a very prudent decision on behalf of City Ratepayers. The Lord Mayor detailed that the construction costs for the pool are now up to \$47 million but because of the wise financial decisions taken in the Chamber, the City’s contribution is capped at the \$25 million dollar figure.

5. Disclosures of Interests

Name	Councillor Sandy Anghie
Item number and title	18.1 Tamala Park Regional Council – Proposed Amendment to Establishment Agreement
Nature of interest	Direct Financial Interest
Interest description	<i>“Satterley Group is involved in Tamala Park. My husband, Michael Anghie, is a board member of a Satterley Group entity.”</i>

Name	Councillor Catherine Lezer
Item number and title	18.3 Appointment of an Independent Consultant – CEO Performance Review 2022/23
Nature of interest	Impartiality Interest
Interest description	<i>“Anthony Quahe is a member of the Strata Community Association. I am the President of Strata Community Association.”</i>

6. Public Participation

6.1 Public Questions

The following member of the public asked a question in relation to matters not on the agenda.

	De Williams – Yokine 6060
Q1	The city has become a frightening place to work. I have been a manager for Hurly Burly for two years, and my staff now feel unsafe working on Barrack st. On a daily basis, customers are either violent or steal. Previously we could call City Watch and they would send a ranger or the police. Now, they say the police won’t allow them to call on a store’s behalf. So what is the point of having City Watch if they can only watch the crime happen and not act? We have called the police when a person has committed a crime and often are on hold for over 20 minutes making it too late. Good Sammies and Salvos have shut in the city because the costs of having a security guard were too high. This should not be needed in a city like Perth. I would like to ask if City Watch can be given more power. At least send a ranger when staff

	<p>feel unsafe because a member of the public is frightening them or if not, take the money and resources and put them into another body that can help with the above matters.</p>
<p>A1</p>	<p>Provided by Dale Page – Acting General Manager Community Development</p> <p>The CityWatch Surveillance Centre operates 24/7 with access to over 700 City cameras – it's the only Local Government Surveillance Centre staffed by City Surveillance Officers and Police Officers. This joint approach allows for information to be shared direct to SafeCity Rangers and Police Officers to enhance response times in the City.</p> <p>Notwithstanding this, SafeCity Rangers and CityWatch Surveillance Officers don't have the same powers as Police. Police are responsible for responding to welfare concerns and incidents of a criminal nature - including violence, threatening behaviour or theft.</p> <p>Requests for Police should always be made to the dedicated Police Assistance Centre on 131 444 for general attendance or 000 in emergencies.</p> <p>The State Police Assistance Centre is equipped to deal with high volumes of calls for assistance and provides vetting for appropriate response.</p> <p>The City can't report theft on behalf of property owners and first-hand information provided to the Police Assistance Centre allows for the right information to be obtained, as quickly as possible.</p> <p>When a request for Police is made within the City via 131 444 or 000, the information is received by Police at CityWatch. Surveillance Officers use City cameras to monitor the location whilst Police direct their resources.</p> <p>City CCTV footage assists with resourcing, coordinating response to emergency situations, identifying and tracking suspects or persons at risk, progressing investigations and providing evidentiary value for Court proceedings where required. Already this year, CityWatch has assisted Police with over 500 investigations. The team is continuously monitoring activity in the public realm and alerting Police or City Services to matters requiring attention.</p> <p>Issues related to breaches of City of Perth Local Laws such as littering, thoroughfare obstruction, parking and permit violations, should be directed to the City for the attendance of SafeCity Rangers, Parking Services and Waste and Cleaning.</p>
<p>A2</p>	<p>Provided by Basil Zempilas – Lord Mayor</p> <p>We work very closely with WA Police and that aspect of what you have had to say tonight I will make sure gets communicated and passed on. One of the great achievements of this Council is to have such a close working relationship with WA Police so we are able to directly pass this information on. This changes behaviours, activities and methodologies so thank you for bringing that to our attention and thank you for being here tonight in person.</p> <p>You have ensured this strip of Barrack Street is further in our consciousness, it already has been, but you have highlighted some specifics which we will take away and I will give you a commitment on behalf of Councillors that we will come back to you with some additional information, perhaps an outline of how methodology might be further improved. In the end we want a safe city for everybody and that's a commitment of ours to everybody in our community. It's not always easy, you have identified some of the issues and I think many in our community are well aware of some of those issues that are difficult to counter however that doesn't mean that we don't have stomach for the fight. I will give you an undertaking that we will circle back to you very soon thank you for being here it is really important.</p>

7. Confirmation of Minutes

Council Resolution (OCM-23/04-002)

Mover: Councillor Clyde Bevan

Seconded: Councillor Catherine Lezer

That Council CONFIRMS the minutes of the Ordinary Council Meeting held on 28 March 2023 as a true and correct record.

CARRIED UNOPPOSED (7/0)

For : Lord Mayor Basil Zempilas, Deputy Lord Mayor Liam Gobbert, Sandy Anghie, Clyde Bevan, Brent Fleeton, Rebecca Gordon, and Catherine Lezer

Against : Nil

8. Questions by Members which due Notice has been Given

Nil.

9. Correspondence

Nil.

10. Petitions

Nil.

En Bloc Items

Council Resolution (OCM-23/04-003)

Mover: Lord Mayor Basil Zempilas

Seconded: Councillor Brent Fleeton

That the officer recommendation for items 14.1, 14.2 and 15.1 be adopted en bloc, and the remaining items be dealt with separately.

CARRIED UNOPPOSED (7/0)

For : Lord Mayor Basil Zempilas; Deputy Lord Mayor Liam Gobbert; Councillors Sandy Anghie, Clyde Bevan, Brent Fleeton, Rebecca Gordon, and Catherine Lezer

Against : Nil

Extracted for Debate

Item	Reason

11. Planning and Economic Development Alliance Reports

11.1 City of Perth Public Toilet Plan 2022-2032

Responsible Officer	Dale Page – General Manager Planning and Economic Development
Voting Requirements	Simple Majority
Attachments	Attachment 11.1A – City of Perth Public Toilet Plan 2022-2032

Purpose

To present the Public Toilet Plan 2022-2032 and seek Council's adoption of the Plan.

Recommendation

That Council ADOPTS the City of Perth Public Toilet Plan 2022-2032, as provided in Attachment 11.1A.

Background

1. A review of the City of Perth Public Toilet Plan 2017-2027 is a deliverable in this year's Corporate Business Plan under focus area A04. This review was to ensure the plan continues to meet community needs and demands over the next 10 years.
2. This review identified the following issues:
 - a. Additional public toilets are required in key locations, such as Central Perth
 - b. The quality and availability of some existing facilities
 - c. Promoting community awareness of the location of public toilets
 - d. Need for alignment with best practice, including location and design.

Discussion

3. The City of Perth Public Toilet Plan 2022-2032 provides high level strategic direction to guide the City's provision of new public toilets and upgrades to existing toilets for the next 10 years.
4. The plan has been informed by:
 - a. City of Perth Public Toilet Plan 2017-2027
 - b. City of Perth Public Toilet Access Audit (March 2022)
 - c. Analysis of toilet network gaps
 - d. Analysis of land use and activity
 - e. A review of public toilet plans from other Australian local governments and capital cities
 - f. Current Australian Standards e.g., AS1428.1, Building Code of Australia
5. The objectives and recommendations of the plan align with the City's:
 - a. Disability Access and Inclusion Plan (DAIP) 2021-2025
 - b. LGBTQIA+ Plan 2021-2024
6. The City of Perth currently manages 24 public toilets. These are supplemented by 86 additional toilets provided by State Government and in private developments that are accessible to the public.
7. The City has been progressively upgrading its public toilet network since 2017 with four (4) new or upgraded facilities built. Within the horizon of the 10-year plan some existing toilets in Elizabeth Quay and Barrack Square will come under the future management of the City of Perth.
8. While the Plan applies to facilities managed by the City it also acknowledges the importance and location of public toilets provided by State Government and the private sector. The City has no control over these facilities but is committed to working in partnership with agencies to enhance the planning, provision, and promotion of the network of public toilets for the benefit of all community members.

Key Recommendations

9. Toilet spacing in Capital Cities in Australia varies between 200 – 500 meters and 400m in other local government areas. The City's previous Public Toilet Plan 2017-2027 had recommended a spacing of 300 metres in Central Perth and Northbridge and 1000 metres in all other neighbourhoods.
10. This updated Plan recommends the following, which exceeds current best practice:
 - a. Spacing of 300 metres in the high activity areas of Central Perth and Northbridge to support the intensity of use (both day and night), and the high number of visitors and workers.

- b. Spacing of 400 metres in lower activity areas which have higher residential populations, such as East Perth, Claisebrook, West Perth and Crawley-Nedlands.
11. Other key recommendations include:
- a. Promote network through wayfinding, maps, and digital information.
 - b. Increase provision of all gender toilets.
 - c. Six existing public toilets identified as priorities for upgrade:
 - i. Supreme Court Gardens
 - ii. Harold Boas Gardens
 - iii. Narrows Point
 - iv. Langley Park Reserve
 - v. Heirisson Island
 - vi. JH Abrahams Reserve
 - d. Identification of four locations for new toilets;
 - i. Central Perth
 - ii. Mounts Bay Road
 - iii. Mardalup Park
 - iv. Vicinity of Matagarup Bridge
12. Additionally, the Public Toilet Plan includes the following information on current best practice public toilet design:
- a. Public toilet promotion and community awareness
 - b. Inclusive access
 - i. Universal access
 - ii. Changing Places facilities
 - iii. All gender toilets
 - c. Design guidelines
 - i. Current best practice
 - ii. Crime Prevention Through Environmental Design (CPTED) principles
 - iii. Ecologically Sustainable Design (ESD)
 - iv. Facility size / type
 - v. Materials, fixtures and fittings

Consultation

13. A Toilet Plan fact sheet was circulated to the City's Access and Inclusion and LGBTQIA+ Advisory Groups on 22 February 2023. Feedback received related to all gender toilet prioritisation and the location of the Central Perth facility.
14. In 2022 approximately:

- a. 150 customer contacts mentioning toilets were received
 - b. 7,000 customer queries were received at the iCity Kiosk asking for the location of the nearest restrooms (this does not necessarily signal lack of facilities – rather lack of awareness of facilities).
15. Key feedback themes from the community include:
- a. Lack of public toilets in Forrest Place and the malls precinct and reluctance to use nearby toilets e.g., Myer, Raine Square and Enex 100.
 - b. Low standard of cleanliness
 - c. Antisocial behaviour in toilets, particularly in the City’s carparks.

Decision Implications

16. If Council supports the recommendation, then delivery of key projects identified in the City of Perth Public Toilet Plan 2022-2032 will commence.
17. If Council does not support the recommendation this may delay the delivery of new infrastructure.

Strategic, Legislative and Policy Implications

Strategy	
Strategic Pillar (Objective)	Liveable
Related Documents (Issue Specific Strategies and Plans):	Corporate Business Plan 2022/23 – 2025/26

Legislation, Delegation of Authority and Policy	
Legislation:	Nil.
Authority of Council/CEO:	Council has the authority to adopt the plan.
Policy:	Nil.

Financial Implications

18. Provision has been made in the City’s Long-Term Financial Plan for a budget of \$300,000 in FY 2023/24 and \$400,000 in reserve for the Public Toilet Plan. Approximately \$3.3 million has been included in the Long-Term Financial Plan for renewal projects over the next four years.
19. The five-year program for public toilets will be reviewed annually to capture future renewal projects.

Further Information

20. Questions and responses forming part of the Agenda Briefing Session held on 18 April 2023 are as follows.

	Question	Response
1.	Page 32 of 175 outlines recommendations from specific neighbourhoods, with Crawley/Nedlands only having one identified – that being JH Abrahams Reserve “High priority for upgrade or replacement due to poor condition and accessibility.” – However in the report itself and the draft timeline for projects on page 27 under 7.2 Five Year Plan there is no indication at all this is being considered – not even for design/initial works. Why?	The five-year program for public toilets (page 27) does not include additional details for JH Abrahams Reserve because other identified locations such as Langley Park and Supreme Court Gardens are higher priorities. This is due to these toilets being in poorer condition, having greater use and being located in parks that host large scale events. The project program in the Plan will be updated annually to capture future projects including potentially changing priorities.
2.	Why is the plan called 2022-2032 yet we only have a five-year outlook?	Information captured in Plan is applicable for 10 years with a review proposed at year 4. The project program in the Plan will be updated annually to capture future projects including potentially changing priorities.
3.	Looking back at the City’s previous toilet plan, what was identified in that version that still has not been done?	The following recommendations from the previous plan have not been done: <ul style="list-style-type: none"> • New facility in Perth Arena forecourt. The review identified that this was not a suitable location for a new facility and a gap in provision in this area does not exist. • State Library APT closure. This recommendation remains in the updated plan. • Roe Street CPP Car Park closure. This facility was not closed as it was dependent on a new toilet being built on Roe Street (see next dot point). The Roe Street CPP Car Park toilet is being upgraded in the 2022/23 financial year and this has been captured in the updated plan. • New facility (APT) on Roe Street. This recommendation has been removed in the updated plan as the existing Roe Street CPP Car Park facility is being upgraded in the 2022/23 financial year. • Relocation of APTs within Forrest Place walkway development. This recommendation is included in the updated plan as a proposed new facility in Central Perth. • Install street signage for City of Perth library. Signage showing the location of

	Question	Response
		<p>these toilets is included as part of the City’s new way-finding signage roll out.</p> <ul style="list-style-type: none"> • New facility at Jacobs Ladder. The review identified that a new facility in this location was not feasible or necessary. The Narrows Point toilet provides access to a public toilet in this area. • New facility on Hampden Road. The review identified that due to significant space restrictions a new facility is not achievable in this location. <p>Additionally, the recommendation in the previous plan for a <i>Public Toilet Implementation Plan</i> and <i>Public Toilet Asset Management Plan</i> was not actioned. The updated plan includes a Five-Year Program for Public Toilets.</p>
4.	<p>The note on the bottom of page 33 states: The 2017 Public Toilet Plan identified Hay Street East (Main Street) as an opportunity area for a new toilet. This Plan recommends monitoring changes to demand and land use in the area to determine if a new public toilet is suitable in this location. What is the City suggesting is likely to change in this location that would now not require a facility? Is there a change in land use here in our LPS? Or are we hinting at a new development might take care of this for us?</p>	<p>The Hay Street local centre near the corner of Bennett Street currently does not have the level of activity to warrant the installation of public toilets at this stage. As the area changes with further development and potentially an increase in the residential population the provision of public toilets in this location can be revisited.</p>
5.	<p>Where did the recommendation come from on page 33 re: building a facility along Mounts Bay Road between the Boatshed/Swan Brewery?</p> <ul style="list-style-type: none"> • Who else would we need to consult before building something like this on the banks of the river/so close to the road? (DBCA/MRWA) • Is this something we want to build on such a scenic/iconic road? 	<p>It was a recommendation in the previous plan. There is a significant gap in the provision of public toilets in this area which was identified again in the review. DBCA and MRWA would be key stakeholders. This location warrants a public toilet with a higher quality aesthetic set within a landscape setting.</p>
6.	<p>Re: Matagraup Bridge recommendation – what are foot traffic numbers like around this location on non-event days at Optus Stadium?</p>	<p>Data collected in early 2022 before the upgrade of the Trinity shared path recorded approximately 39 people per hour on non-event days. The provision of toilets in the vicinity of the bridge would encourage people to stay longer and enjoy the city’s riverfront parks and reserves.</p>

	Question	Response
7.	Was this plan completed in-house or was a consultant engaged? If a consultant, how much did this cost?	The review was completed in-house.
8.	How far apart are toilets currently spaced in other neighbourhoods?	<p>The City’s previous Public Toilet Plan 2017-2027 recommended spacing of 300m in Central Perth and 1,000m in all other neighbourhoods.</p> <p>Under this guidance there are no gaps in East Perth, Claisebrook, Northbridge and Nedlands/Crawley. There are minor gaps on the edge of West Perth, but this is in a low activity area.</p>
9.	Why are we proposing 400m? How many additional toilets would we require to be compliant with this?	<p>In accordance with Section 3.2 Toilet Spacing, there are no standards or regulations in Australia to provide guidance for desirable distance between public toilet facilities. A benchmarking exercise has been undertaken through a review of other Capital Cities and local government areas. Toilet spacing in capital cities in Australia ranges from 200-500m, and 400m in other local government areas. The City is taking guidance from this. As per map 1 of the plan, an additional 4 toilets are proposed to fill gaps in high activity areas – to achieve the proposed 300m spacing in the City Centre and 400m in all other neighbourhoods.</p> <p>There are minor gaps in the network (e.g., near the Freeway, edge of West Perth, etc.) but these are in low activity areas and do not need to be serviced by public toilets. The public toilet plan will be reviewed annually, which will pick up new developments, growth areas, etc. which may influence future priorities.</p>
10.	There a stray 2 on page 17 - In addition, an upgrade to the facilities in the Roe Street carpark will be completed before the end of <u>20222/23</u> .	Noted, and will be amended.
11.	Does the wayfinding signage promote the national public toilet map. There isn’t much point following directions to a toilet if its not open.	<p>Wayfinding signage will provide a high-level guide to facilities across the city. However, the Plan recommends the promotion of the public toilet network through a range of media to ensure any changes (including operating time) is kept current.</p>

	Question	Response
		The data on the National Public Toilet Map is only accurate if it is regularly updated.
12.	Has the city explored funding option for a changing place near Forrest Place?	The Plan does not recommend additional Changing Places facilities in this location as there is an existing one at Citiplace. The Changing Places facility at Citiplace is not yet accredited but the plan recommends it becomes accredited.
13.	Are the graphics in 4.1 inclusive of non-binary people?	Section 4.1 refers to the National Public Toilet Map – this map provides detail including which toilets are universally accessible. Section 4.2 Figure 3 has been included to provide an example of how bold graphical wayfinding signage can be used. Section 5.2 Figure 7 of the Plan refers to best practice all gender toilet signage. All APT’s in the city are universally accessible.
14.	Typo in part 7. “This section of sets out a summary of the overall recommendations of the plan, as well as a five-year implementation program for renewals/upgrades of existing public toilets and development of new facilities.”	Noted, and will be amended.
15.	If we’re saying it’s 300 metres, can the bubbles represent 300 metres? Are we doing 300 metres in radius or diameter?	The bubbles represent the walking radius catchment to a toilet not the distance between toilets themselves. The plan recommends: 300m walking radius to a toilet in the city centre 400m walking radius to a toilet in other neighbourhoods This does not mean individual toilets are 300m or 400m apart from one another but instead that if a person is walking in the city centre or other neighbourhoods, they are within either a 300m or 400m catchment of a toilet. The plan will be amended to clarify this.

Council Resolution (OCM-23/04-004)

Mover: Councillor Catherine Lezer

Second: Councillor Rebecca Gordon

That Council ADOPTS the City of Perth Public Toilet Plan 2022-2032, as provided in Attachment 11.1A.

CARRIED (5/2)

For : Lord Mayor Basil Zempilas; Deputy Lord Mayor Liam Gobbert; Councillors Sandy Anghie, Clyde Bevan, and Catherine Lezer

Against : Councillors Rebecca Gordon and Brent Fleeton

Public Toilet Plan

2022 - 2032

Acknowledgement Of Country

We acknowledge the Whadjuk Nyoongar people, Traditional Owners of the lands and waters where the City of Perth is today and pay our respects to Elders past and present. Nyoongar peoples are the original inhabitants and Traditional Owners of the South West of Western Australia. While Nyoongar is identified as a single language there are variations in both pronunciation and spelling – Noongar, Nyungar, Nyoongar, Nyoongah, Nyungah, Nyugah, Yungar and Noonga. The City of Perth uses 'Nyoongar' which is reflected throughout this document except when specifically referring to an external organisation that utilises alternative spelling.

Click or tap here to enter text. - Click or tap to enter a date.

Contents

Acknowledgement Of Country	2
1. Executive Summary	4
2. Introduction	5
2.1. What is a Public Toilet?	6
2.2. Key Objectives	6
2.3. What has informed the Public Toilet Plan?	6
3. City of Perth Public Toilet Network	7
3.1. Location of Public Toilets	7
3.2. Toilet Spacing	8
4. Promotion and community awareness	9
4.1. National Public Toilet Map	9
4.2. Wayfinding Signage	9
5. Inclusive Access	11
5.1. Changing Places	11
5.2. All Gender Toilets	12
6. Design	12
6.1. Current Best Practice Public Toilet Design	12
6.2. Facility Types	13
6.3. Facility Size	13
6.4. Materials, fixtures, and fittings	14
6.5. Environmentally Sustainable Design (ESD)	14
6.6. Crime Prevention Through Environmental Design (CPTED) Principles	15
7. Recommendations and Implementation	16
7.1. Overall Recommendations	16
7.2. Five-Year Program for Public Toilets	17
Appendix 1 – Public Toilet Mapping	17
Appendix 2 – Neighbourhood Recommendations	21

1. Executive Summary

The City of Perth is committed to creating a liveable, sustainable, and prosperous city that provides a high quality of life for its residents, visitors, and businesses. Public toilets provide an essential service that facilitates visitor access to the wide range of cultural, economic, and recreational activities on offer in the city.

There are currently 110 public toilets across the City's six neighbourhoods, 24 of which are managed by the City of Perth.

In 2022, a review was undertaken of the City's *Public Toilet Plan 2017-2027* to ensure the plan continues to meet community needs and demands over the next 10 years. This review identified the following issues:

- Additional public toilets are required in key locations, such as Central Perth
- The quality and availability of some existing facilities
- Promoting community awareness of location of public toilets
- Need for alignment with best practice, including location and design

The **key recommendations** in the Public Toilet Plan 2022-2032 include:



Identification of four locations for new toilets:

- Central Perth
- Mounts Bay Road
- Mardalup Park
- Vicinity of Matagarup Bridge



Six toilets prioritised for upgrade:

- Supreme Court Gardens
- Harold Boas Gardens
- Narrows Point
- Langley Park Reserve
- Heirisson Island
- J H Abrahams Reserve



Provision of public toilet facilities which are within a 300m walking distance in the city centre



Provision of public toilet facilities which are within a 400m walking distance in other neighborhoods



Promote through wayfinding, maps and digital information



Increase provision of all gender toilets

2. Introduction

Perth, as a capital city, is the centre for civic, administrative, health, tourism and commercial services, and the hub of greater Perth's public transport system. Significant cultural and creative venues also contribute to the city being an important entertainment destination. Kings Park, the Swan River, the WACA, Gloucester Park, and many other places across the city's neighbourhoods offer regional recreation opportunities and sporting facilities.

These attractions, and the ambition to increase the city's residential population to 55,000 people by 2036, will increase demand for high quality public toilet facilities.

A lack of public toilets can greatly impact families with children, seniors, and people with medical conditions and is a key reason why many are reluctant to visit some public spaces. People who are trans, gender diverse or intersex also require appropriate facilities where they feel safe and comfortable.

The successful activation of parks and reserves is reliant on the provision of public toilet facilities, especially where the space includes a playground and barbeque facilities. Adequate public toilet facilities optimise the benefits of open space for the whole community and encourages longer visits.

This Public Toilet Plan applies to all six (6) of the city's neighbourhoods.

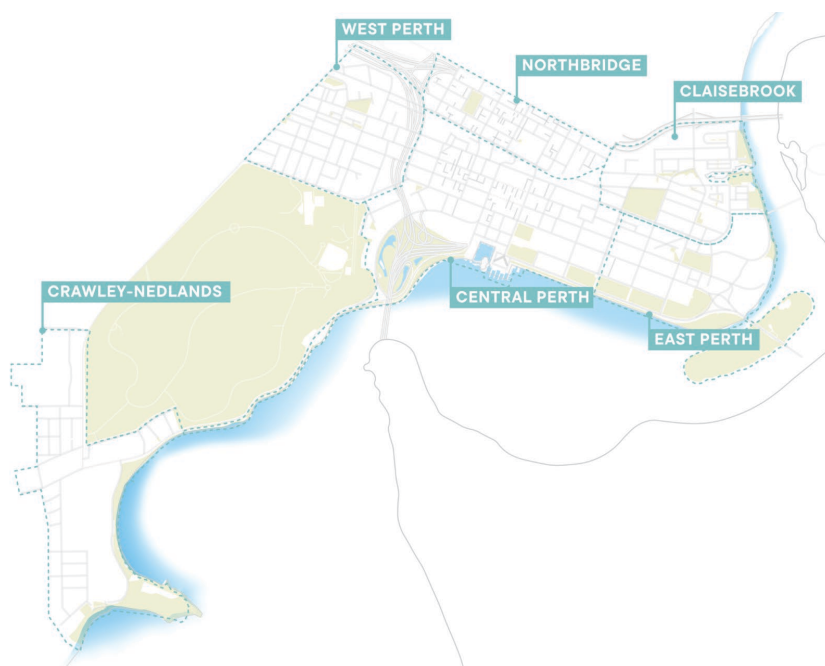


Figure 1: City of Perth Neighbourhood boundaries

2.1. What is a Public Toilet?

For the purposes of this plan, public toilets are facilities which are directly accessible to the public, such as those provided in parks, streets, train and bus stations, public buildings (like libraries), and some retail centres.

An automated public toilet (APT) is an all gender, fully accessible public toilet which has self-cleaning and monitoring systems that assist with managing hygiene and security.

2.2. Key Objectives

The objectives and recommendations of the plan align with the City's *Disability Access and Inclusion Plan (DAIP) 2021-2025*, and *LGBTQIA+ Plan 2021-2024*.

The following are the City of Perth's objectives for the public toilet network over the next 10 years:

Provide a network of conveniently located public toilets that facilitate visitor access to the city

The City of Perth will aim to provide public toilet facilities which are:

- safe and accessible and meet the current and future needs of residents, workers, and visitors
- within a 300m walking distance in Central Perth and Northbridge, and
- within a 400m walking distance in the other neighborhoods.

Balance community demand and expectations for public toilets with City funding and priorities

The development of new facilities and upgrades to existing facilities will be undertaken over a number of financial years. The recommendations and priorities identified in this plan will inform annual business planning and budget allocation decisions. Such decisions will balance community need and expectations with the City's financial resources and capacity to deliver capital works projects.

Ensure public toilets are high quality and designed to meet current accessibility, inclusion and safety requirements

Public toilets in the City will meet current legislative design requirements and align with City adopted strategies and policies to ensure the delivery of high-quality best practice facilities.

2.3. What has informed the Public Toilet Plan?

This plan has been informed by the following:

- City of Perth *Public Toilet Plan 2017-2027*
- City of Perth Public Toilet Access Audit (March 2022)
- Analysis of toilet network gaps
- Analysis of land use and activity
- A review of public toilet plans from other Australian local governments and capital cities
- Current Australian Standards e.g., AS1428.1, Building Code of Australia

3. City of Perth Public Toilet Network

The City of Perth currently manages 24 public toilets. These are supplemented by 86 additional toilets provided by State Government, and in private developments that are accessible to the public.

Since 2017, the City has been progressively upgrading its public toilet network with the following four (4) new or upgraded facilities built:

- Aberdeen Street – existing toilet removed, and new toilet installed on northern side of car park
- CPP Terrace Road – existing toilet replaced with new APTs
- Moore Street – new toilet installed near McIver Train Station
- Wellington Square – new toilets installed as part of park redevelopment

In addition, an upgrade to the facilities in the Roe Street carpark will be completed before the end of 2022/23.

Within the horizon of this 10 year plan some existing toilet facilities in Elizabeth Quay and Barrack Square will come under the future management of the City of Perth.

While the plan applies to facilities managed by the City of Perth, the importance and location of public toilets provided by State Government and the private sector is also recognised. The City has no control over these facilities but is committed to working in partnership with others to enhance the planning, provision, and promotion of the network of public toilets for the benefit of all community members.

3.1. Location of Public Toilets

Detailed maps which show the location and coverage of the existing public toilet network within the City of Perth are shown in Appendix 1. These maps are current as of February 2023.

Public Parks and Reserves

Public toilets are provided in all major parks and reserves.

Library

The City's Library on Hay Street, Central Perth, provides convenient access to well-maintained safe and secure facilities during library opening hours.

City Carparks

The City's carparks across the neighbourhoods provide convenient access to toilets and service the entertainment areas such as Northbridge after hours.

Major Retail (including food and beverage)

Many large retail outlets in Central Perth provide public toilet facilities typically located on the ground floor which are available to the public during business hours.

Train and Bus Stations

Train and bus stations located in Central Perth have toilet facilities available to the public.

The hours of operation and access to these toilet facilities is shown in the table below.

Location	Weekday	Weekend
City carparks*	Refer carpark operating hours	Refer carpark operating hours
City parks**	7am – 8pm	7am – 8pm
Major retail	9am – 5pm	10am – 4pm
Public transport	5am – 12:30am	5am – 2:30am
Public building (library)	9am – 5pm	10 – 4pm

* James Street, Aberdeen Street and Terrace Road carpark ATP's open 24 hours

** Wellington Square and Harold Boas Gardens APT's open 24 hours

Table 1: Typical opening hours of public toilets

In addition, to address the issue of public urination in the Northbridge entertainment precinct in the busy summer periods, the City installed a permanent pop-up urinal adjacent to Russell Square. This facility is activated Thursday, Friday, and Saturday nights from 7pm-7am from October to March.

3.2. Toilet Spacing

There are currently no formal standards or regulations in Australia that provide guidance on the desirable distance between public toilet facilities, or the number of public toilets required to service specific numbers of visitors to a public place.

Recommended walking distances to toilets in capital cities in Australia varies between 200 – 500 metres, and 400 metres in other local government areas. The City's previous *Public Toilet Plan 2017-2027* recommended a distance of 300 metres in Central Perth and Northbridge and 1,000 metres in all other neighbourhoods.

This plan recommends the following walking distances to public toilet facilities, which exceeds current best practice:

- 300 metres in the high activity areas of Central Perth and Northbridge to support the intensity of use both night and day and high number of visitors and workers.
- 400 metres in lower activity areas, which have higher residential populations such as East Perth, Claisebrook, West Perth and Crawley-Nedlands.



Provision of public toilets within a 300m walking distance in the city centre



Provision of public toilets within a 400m walking distance in other neighbourhoods

4. Promotion and community awareness

While there is a good distribution of public toilets through most parts of the city, knowing where the facilities are and navigating to them, is not always easy. To make best use of these existing assets, promotion of the public toilet network should be prioritised through a range of media including toilet maps, way-finding signage, and digital information.

4.1. National Public Toilet Map

The National Public Toilet Map shows the location of public and publicly available toilet and change facilities across Australia, including within the City of Perth.

The maps (also available as a mobile app) are designed to assist people with special needs. Detailed information is provided about each facility, such as location, accessibility details, opening hours and features like hoists, sharps disposal and showers.

The National Toilet Map is funded by the Australian Government Department of Health and Aged Care as part of the National Continence Program and is managed through the Continence Foundation of Australia who rely on toilet providers to supply and update information.

The National Public Toilet Map is an important resource for the City of Perth to help to promote the location of public toilets, and the updating of this information should be prioritised.

4.2. Wayfinding Signage

Bold graphics on the outside of toilet buildings makes way-finding self-evident while improved signage information on opening times and the location of the nearest alternative facilities can assist in making the toilet network more accessible. This type of signage will be installed on all new and upgraded facilities (where possible).



Figure 3: External toilet graphic example – Wellington NZ

The City's new way-finding signage will be rolled out in each neighbourhood. The signage features maps that include the location of public toilets.



Figure 4: City's way-finding signage



Figure 5: Way-finding in Hay Street Mall

Street signage showing the direction and approximate walking distance to toilet facilities is another important layer of information to make a place accessible.



Figure 6: City's fingerboard toilet sign

5. Inclusive Access

The City of Perth is committed to providing public toilets which are accessible to all. The Disability Discrimination Act 1992 (DDA) it makes it unlawful to discriminate against an individual based on their disability.

Examples of requirements include the provision of continuous accessible paths of travel to and within toilets, standards for accessible and ambulant toilets, accessible fixtures, fittings, and doorway access. All signage to the exterior of the building should meet Australian Standards 1428.1 – 1428.4 and is required to have braille and tactile signage.

A Disability Access Audit Report was undertaken in March 2022 for City of Perth toilets and their surrounding environment (access to the facility). This audit assessed compliance with current disability legislation, codes, and standards.

All new public toilets and modifications to existing toilets are required to comply with:

- Equal Opportunity Act 1984. This Act prohibits discrimination based on sexual orientation and 'gender history'.
- Sex Discrimination Act 1984. This Act prohibits discrimination based on sex, marital status, pregnancy, gender identity or intersex status.

5.1. Changing Places

Changing Places provide suitable facilities for people who cannot use standard accessible toilets and enable many people with high support needs to enjoy day-to-day activities. Changing Places include a hoist, adult changing table, automatic door, and space for people to assist the user with their needs.

Australia is the first country in the world to regulate the provision of Changing Places in public buildings. The National Construction Code 2019 (NCC) requires 'Accessible Adult Change Facilities' to be included in certain classes of public buildings which have high visitation numbers such as:

- Shopping centres
- Sports stadiums and swimming pools
- Theatres and museums
- Domestic and international airports

Within the City boundary Changing Places facilities are located in:

- Elizabeth Quay, Central Perth
- Yagan Square, Central Perth
- Kings Park (Kings Park – Botanic Gardens and Parks Authority)
- Sir Charles Gairdner Hospital, Crawley-Nedlands
- Perth Children's Hospital, Crawley-Nedlands

5.2. All Gender Toilets

All gender toilets are facilities that can be used by everyone. They do not have gendered signage and can be used by someone of any gender expression or identity. They can be helpful for:

- Parents or guardians that need to accompany a child of a different gender to the bathroom
- People with a disability or older people that require an attendant of a different gender to accompany them to the bathroom
- People who are trans, gender diverse or intersex

Current best practice allows for the inclusion of all gender facilities and signage in new and upgraded toilets.

All gender signage should describe what is provided in the toilet. For example, identifying if the facility contains toilets, change table or urinal.

All gender signage with unnecessary information and/or caricatures are not best practice.



Figure 7: Best practice all gender toilet signage

6. Design

The City of Perth is committed to providing public toilets of a high-quality design. This section outlines key design considerations which apply to the upgrade of existing facilities and all new facilities.

6.1. Current Best Practice Public Toilet Design

The following best practice design components will be included in the design of new facilities and upgrades to existing facilities, where possible:

- Provision of all gender facilities and signage
- Outward facing communal hand wash basins
- Provision of family friendly facilities e.g., baby change facilities
- Bold, playful signage
- Toilet design to enhance placemaking e.g., integration of art
- Sleeving public toilets along parks and reserves to service both the park and the street
- Integration of Crime Prevention Through Environmental Design (CPTED) principles

- Integration of Environmentally Sustainable Design (ESD) principles

6.2. Facility Types

There are three types of public toilet facilities (examples provided below):

Built facility – Stand-alone toilets to be predominantly located in major public parks and reserves.

Automatic Public Toilets – To be used where space is highly constrained, such as streets and the city centre. To be considered for use in public parks with the integration of customised artwork to enhance placemaking.

Integrated within building – Toilets integrated within other City owned and operated building e.g., car park, library.



6.3. Facility Size

There are no formal standards relating to the nature of facilities, the size, or the number of toilets within a public toilet facility. These will vary depending on available site area and level of activity.

Ideally the following types of facilities are preferred where space is available:

- Accessible toilet including baby change
- Ambulant toilet
- All gender toilet – to be delivered as an additional accessible toilet with all gender signage
- Female toilet
- Male toilet

Where space is restricted, at a minimum an accessible all gender toilet is preferred. If possible, the toilet should include baby change facilities.

Where change facilities are included in existing toilets or proposed as part of new toilets there should be a minimum one (1) all gender change facility where appropriate.

6.4. Materials, fixtures, and fittings

A standardised suite of materials, fixtures and fittings is preferred across the network of City owned and operated toilets which are low maintenance and easily procured.

The following amenities should be provided in all toilet upgrades and new toilets where possible:

- Sanitary bins - wall chute preferred
- General waste bin (as required)
- Sharps containers – wall chute preferred
- Stainless steel seats
- Soap dispenser – vandal proof metal dispenser
- Hand dryer (as required)
- Mirror – polished stainless steel
- Non-slip floors – tiled or cement
- Toilet paper – vandal proof metal dispenser
- Wash basin – stainless steel
- Baby change (as required)

6.5. Environmentally Sustainable Design (ESD)

The City of Perth will improve the environmental performance of public toilets by considering ESD principles for all toilet upgrades and new facilities. Examples of ESD principles include the following:

- Water and energy efficient appliances and fixtures
- Water capture and reuse
- Water sensitive urban design (WSUD) principles
- High degree of natural light and ventilation
- Re-use of existing materials where possible
- Use of recycled and environmentally friendly materials
- Use of local products and suppliers where possible

Additional measures to improve environmental outcomes include:

- Considering high standards of environmental performance for public toilets in certain circumstances, for example, environmentally sensitive locations such as Heirisson Island, John Oldham Reserve and Langley Park.

6.6. Crime Prevention Through Environmental Design (CPTED) Principles

Public toilet safety is a high priority for the City of Perth. The CPTED principles outlined below will apply to all proposed upgrades and new facilities:



Location

- Park edges with maximum visibility and accessibility from the street
- Adjacent or integrated with site activators (e.g. playground, kiosk)
- Busy streets where there is high surveillance



Safety

- No concealment of doors and building
- Perimeter free of clutter to discourage loitering
- Vandal resistant
- Automatic locks



Lighting

- External lighting to the building
- External supplementary sensor lighting
- Maximise natural light internally



Signage

- External directional and instructional signage
- Information on hours of use and fault/issue contact details
- DDA compliant



Building

- Facade treatments to enhance placemaking e.g. artwork
- Robust materiality
- Contemporary design (long lasting)



Entrances

- Highly visible from the street
- Easily identifiable
- Facing footpaths and activity areas

Additionally, the City supports improving safety by:

- Considering the need for temporary staffing at certain times to manage community use and behaviour in toilets and minimise concerns regarding anti-social behaviour
- Aligning the location of public toilets and CCTV cameras, where possible

7. Recommendations and Implementation

This section sets out a summary of the overall recommendations of the plan, as well as a five-year implementation program for renewals/upgrades of existing public toilets and development of new facilities.

More detailed recommendations for facilities in each neighbourhood are included in Appendix 2.

7.1. Overall Recommendations



Identification of four locations for new toilets:

- Central Perth
- Mounts Bay Road
- Mardalup Park
- Vicinity of Matagarup Bridge



Six toilets prioritised for upgrade:

- Supreme Court Gardens
- Harold Boas Gardens
- Narrows Point
- Langley Park Reserve
- Heirisson Island
- J H Abrahams Reserve



Provision of public toilet facilities which are within a 300m walking distance in the city centre



Provision of public toilet facilities which are within a 400m walking distance in other neighborhoods



Promote through wayfinding, maps and digital information



Increase provision of all gender toilets



Increase provision of Changing Places facilities



Implement Access Audit 2022 findings



Expand the operational hours of the City's pop-up urinal



Feasibility study on a mobile accessible facility for events



Ensure the National Public Toilet Map is up to date

7.2. Five-Year Program for Public Toilets

			FINANCIAL YEAR				
LOCATION	STAGE	BUDGET	2022/23	2023/24	2024/25	2025/26	2026/27
Langley Park	Design	\$150,000	●				
	Construction	\$1,500,000*		●			
Supreme Court Gardens	Design	\$150,000	●				
	Construction	\$650,000		●			
Heirisson Island	Design	\$40,000		●			
	Construction	\$400,000			●		
Narrows Point	Design	\$20,000			●		
	Construction	\$400,000				●	
J H Abrahams Reserve	Planning & Design	TBC					
Harold Boas Gardens	Planning & Design	TBC					
Total		\$3,310,000	\$300,000	\$2,190,000	\$420,000	\$400,000	

* includes upgrades to changeroom and potential inclusion of a multipurpose room
The five-year program for public toilets will be reviewed annually to capture future renewal projects

			FINANCIAL YEAR				
LOCATION	STAGE	BUDGET	2022/23	2023/24	2024/25	2025/26	2026/27
Central Perth	Design	TBC**		●			
	Construction	TBC**			●		
Mardalup Park	Design	TBC			●		
	Construction	TBC				●	
Mounts Bay Road	Design	TBC			●		
	Construction	TBC				●	
Vicinity of Matagarup Bridge	Design	TBC				●	
	Construction	TBC					●

** \$300,000 in FY2023/24 and \$400,000 in reserve for the Public Toilet Plan (not including renewals). Future budgets to be allocated in the Long Term Financial Plan.

Appendix 1 – Public Toilet Mapping

Map 1 - Public Toilet Locations and Service Area
(as of February 2023)

LEGEND

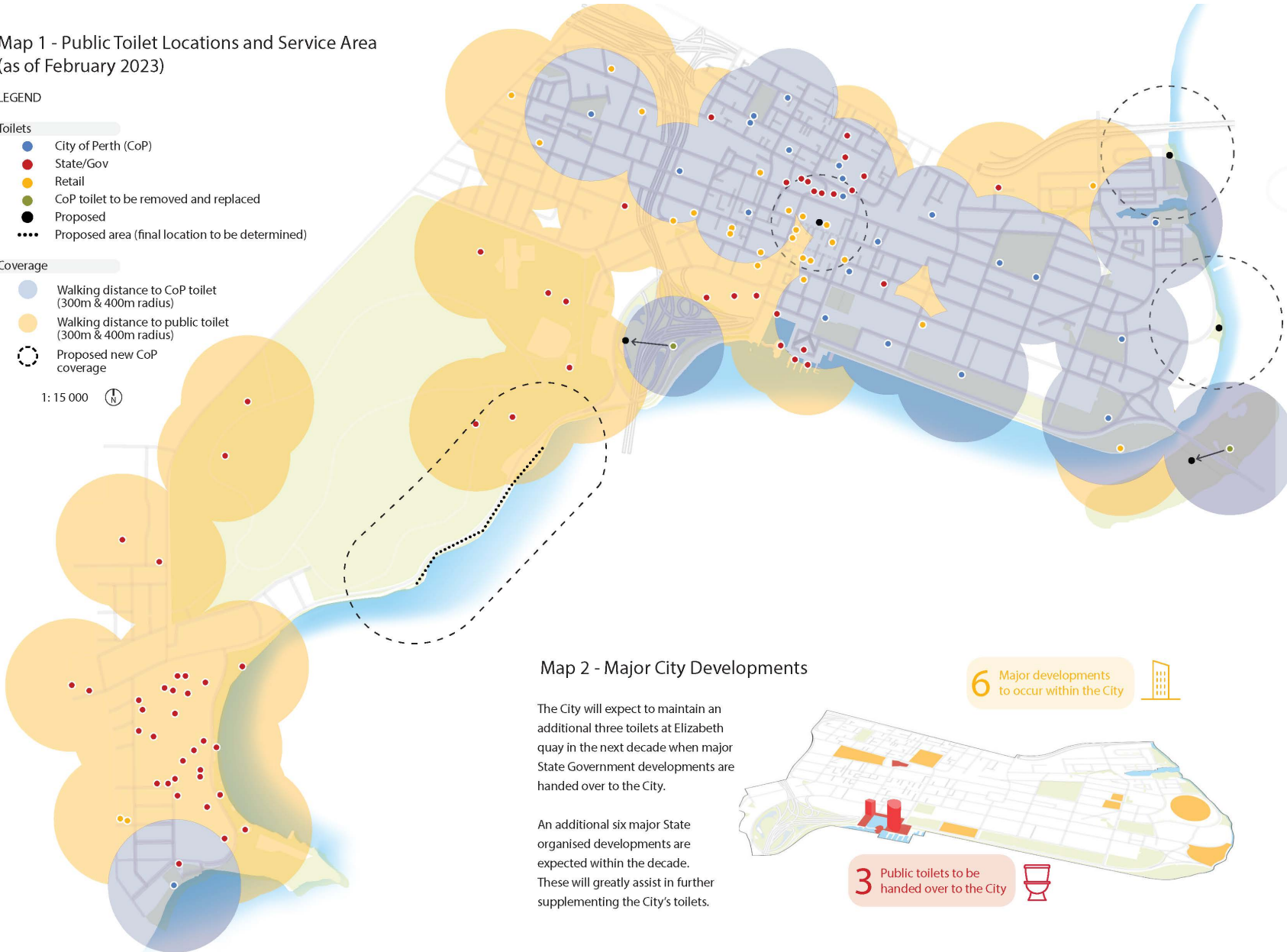
Toilets

- City of Perth (CoP)
- State/Gov
- Retail
- CoP toilet to be removed and replaced
- Proposed
- Proposed area (final location to be determined)

Coverage

- Walking distance to CoP toilet (300m & 400m radius)
- Walking distance to public toilet (300m & 400m radius)
- Proposed new CoP coverage

1: 15 000



Map 2 - Major City Developments

The City will expect to maintain an additional three toilets at Elizabeth quay in the next decade when major State Government developments are handed over to the City.

An additional six major State organised developments are expected within the decade. These will greatly assist in further supplementing the City's toilets.

6 Major developments to occur within the City



3 Public toilets to be handed over to the City

Map 3 - Public Toilets Available After 8PM
 (as of February 2023)

LEGEND

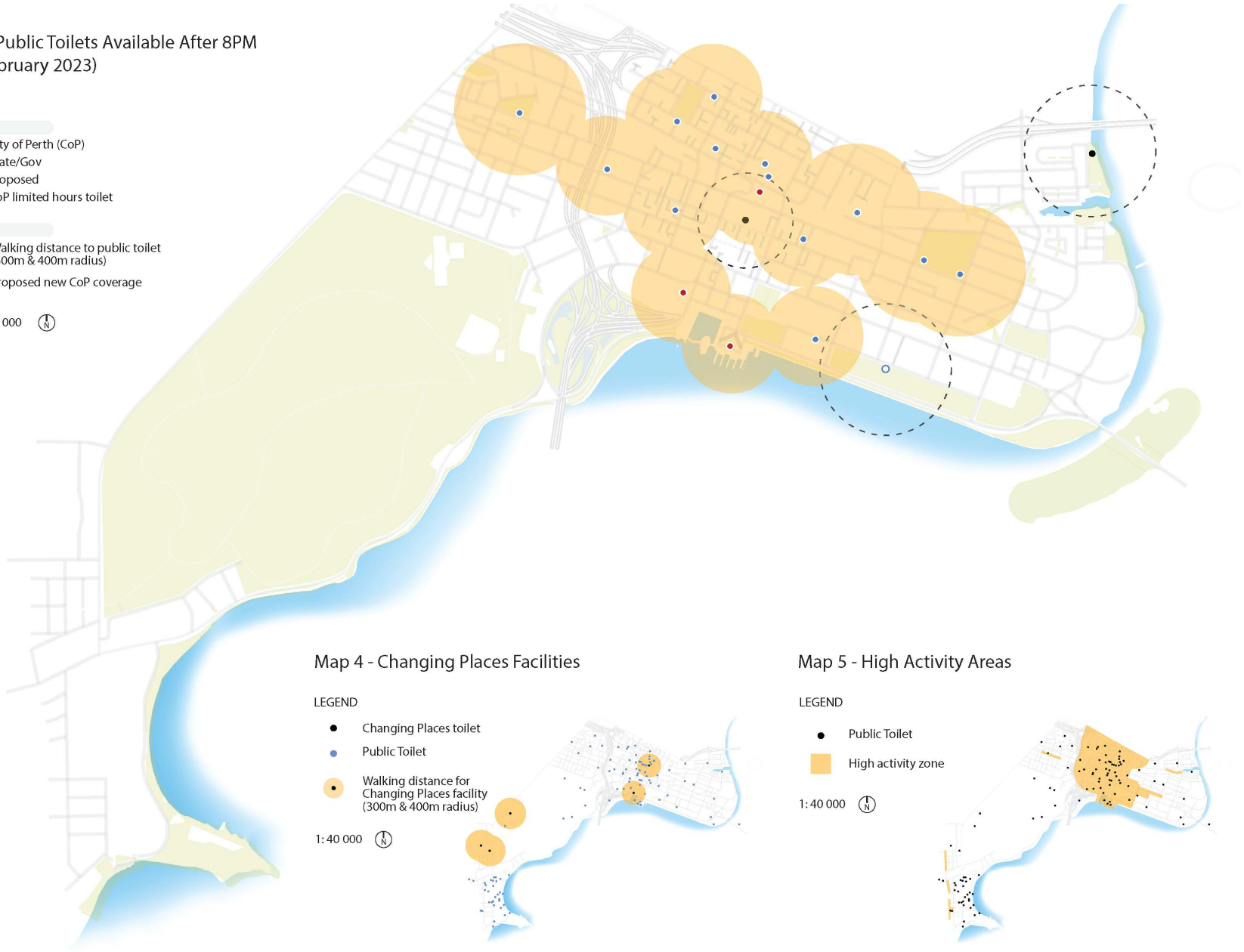
Toilets

- City of Perth (CoP)
- State/Gov
- Proposed
- CoP limited hours toilet

Coverage

- Walking distance to public toilet (300m & 400m radius)
- Proposed new CoP coverage

1: 15 000

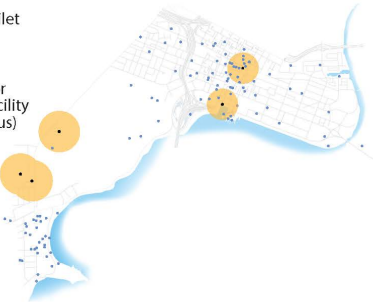


Map 4 - Changing Places Facilities

LEGEND

- Changing Places toilet
- Public Toilet
- Walking distance for Changing Places facility (300m & 400m radius)

1: 40 000

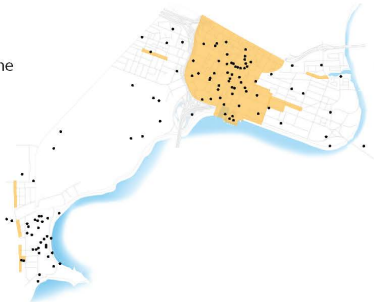


Map 5 - High Activity Areas

LEGEND

- Public Toilet
- High activity zone

1: 40 000



Appendix 2 – Neighbourhood Recommendations

Existing City of Perth Facilities

TYPE	NAME	RECOMMENDATION
Northbridge		
APT	Aberdeen Street APT	Recently installed. Monitor capacity and condition. Action access audit report recommendations.
Retractable urinal	James Street urinal	Monitor capacity and usability. Investigate expanding operational hours. Report on the suitability of urinals for further installation across City in higher/peak activity areas.
APT	James Street APT	Monitor capacity and condition. Action access audit report recommendations.
APT	Roe Street CPP Car Park (James Street)	Being upgraded 2022/23 Financial year. Monitor capacity and condition.
APT	State Library APT	Recommended for removal (not replacement) when facility reaches the end of its lifespan. The facility is poorly located, highly misused and a retrofit with new APT difficult due to new model configuration. The City's long term lease arrangements for the site need to be considered prior to removal.
Central Perth		
Integrated within building	Citiplace Rest Centre	Good condition. Retain and monitor capacity and condition. Recommend the facility goes through the Changing Places registration and accreditation process.
Built facility	Cultural Centre Concourse	Retain until new toilets proposed as part of Cultural Centre redevelopment are delivered. Action access audit report recommendations.
APT within car park	Elder Street CPP Car Park	Action access audit report recommendations.
Integrated within car park	His Majesty's CPP Car Park	Monitor capacity and condition. Action access audit report recommendations.
Integrated within car park	Pier Street Car Park	Investigate replacement of the existing facilities. APTs not appropriate here as roof space is not high enough. Design to address safety and antisocial issues. Action access audit report recommendations.
Integrated within building	City of Perth Library	Install street signage. Monitor capacity and condition.

Built facility	Supreme Court Gardens	Being upgraded in 23/24 financial year. Priority for upgrade due to existing poor condition and planned event upgrades in park.
APT x2	Terrace Rd CPP Car Park APTs	Two APT facilities recently installed. Retain and monitor capacity and condition. Action access audit report recommendations. Note: Aboriginal Cultural Centre to be built on site by 2028. City to advocate for provision of public toilets as part of the development.
Existing	Narrows Point	Priority for renewal. Investigate options to relocate West of Mitchell Freeway adjacent the playground or car park to improve access, useage and safety.
APT	McIver Station – Moore Street	Monitor use and condition. Action access audit report recommendations
West Perth		
APT	Harold Boas APT	Priority for replacement. Highly used facility but one of the oldest in the City and in poor condition.
East Perth		
APT x2	Wellington Square APTs	Two APTs recently installed as part of Wellington Square upgrade. Monitor use and condition of facilities. Action access audit report recommendations.
Standalone built facility	Queens Gardens	Monitor use and condition. Action access audit report recommendations
Claisebrook		
Standalone built facility	Victoria Gardens	Improved signage and wayfinding a high priority. Improved signage required outside toilet facing Royal Street. Action access audit report recommendations
Integrated into building	Langley Park Reserve	High priority for upgrade. Once refurbishment complete extend opening hours to facilitate use after hours during events.
Standalone building	Vasto Memorial, Ozone Reserve	Action access audit report recommendations.
Standalone built facility	Heirisson Island	Priority for renewal. Facility being upgraded and relocated as part of the new bridge works.
Crawley-Nedlands		
Existing	JH Abrahams Reserve	High priority for upgrade or replacement due to poor condition and accessibility.

Note:

- *In addition to major toilet upgrades, ongoing maintenance and minor upgrades to the City's toilet will occur to maintain usability and quality.*

- *To improve safety and access to the City’s APT network it is recommended they are fitted with a widget that allows remote access during emergencies.*

Table 3: Proposed New City of Perth Toilet Facilities

TYPE	NAME	RECOMMENDATION
Built facility or APT	Central Perth	New facility in the vicinity of Forrest Place and the malls which includes family facilities (e.g., baby change), all gender toilet and accessible facility.
Built facility	Mounts Bay Road	New facility in car park along Mounts Bay Road foreshore between Swan Brewery and The Boatshed. High cost of services to site noted.
Built facility or APT	Mardalup Park	Built facility which includes family facilities (e.g., baby change). Locations to consider include Mardalup park car park or adjacent the playground to support use of park facilities. Site contamination and service access noted as potential constraints.
Built facility or APT	Vicinity of Matagarup Bridge	New toilet facility along the reserve in the vicinity of Matagarup Bridge.

Note:

- *The 2017 Public Toilet Plan identified Hay Street East (Main Street) as an opportunity area for a new toilet. This Plan recommends monitoring changes to demand and land use in the area to determine if a new public toilet is suitable in this locatio*

12. Community Development Alliance Reports

Nil.

13. Infrastructure and Operations Alliance Reports

13.1 Ozone Reserve Pump Station Electrical Controls Renewal - Additional Budget Request

Responsible Officer	Allan Mason – General Manager Infrastructure and Operations
Voting Requirements	Absolute Majority
Attachments	Nil.

Purpose

The purpose of this report is to seek Council’s approval to provide additional funding of \$280,000.00 (Ex GST) to deliver the renewal of the Ozone Reserve Pump Station Electrical Controls project.

Recommendation

That Council APPROVES additional funding of \$280,000.00 to deliver the renewal of the Ozone Reserve Pump Station Electrical Controls project funded from the City’s 2022/23 Municipal Surplus.

Background

1. The Ozone Reserve Pump Station including Electrical Controls was constructed as part of the City's River Foreshore Parklands Irrigation Project which reached practical completion during May 2004.
2. This pump station delivers water to the irrigation systems servicing the City's CBD greenspaces including Queens Gardens, Heirisson Island, Ozone Reserve, Point Fraser, Langley Park, Riverside Drive Foreshore, Supreme Court Gardens, Stirling Gardens, Council House Gardens and Elizabeth Quay.
3. On an annual basis the pump station can supply up to 500,000kL of water to 60 hectares of greenspace therefore being a critical asset maintaining and protecting the City's greenspaces during the summer period.
4. During the summer of 2019/2020 the electrical controls/switchboard controlling the pump station was identified as nearing the end of its safe useful life. Subsequently a project plan and budget was developed to renew this asset with a specification developed during the second half of 2020.
5. Based on project cost advice a project budget of \$250,000.00 was established.
6. Three previous quotation/tender requests to procure the installation of the irrigation equipment and controls has not yielded a satisfactory outcome as in each instance, the returned responses have exceeded budget expectations.
7. In a final attempt to reduce costs, the project was rescope specifying the irrigation pumps be controlled via two variable speed drives (VSD's) rather than the previously specified eight VSD's. The specification also included core and optional works to allow the City flexibility in agreeing to the scope/cost of the project.
8. In March 2023 an RFT was released with one tender submission received in the amount of \$477,909.52 for core works delivery. The optional works were costed at \$35,850.00.
9. To deliver the core and optional works will require a budget increase of \$256,415.00.
10. Allowing for a 10% project contingency, the total request for increased budget is \$280,000.00.

Discussion

1. During the Spring of 2021 a major component failure occurred where the programable logic controller (PLC) failed. Due to the age of this PLC an equivalent replacement was not available, and an interim fix was initiated by installing a new pump pressure controller, pump relays and contactors. This fix has been successful in providing consistent pump control over the most recent and previous irrigation season noting that there are many original components within the switchboard/pump station controls that have reached the end of their safe useful life.
2. The replacement of the switchboard in its entirety is urgently required to ensure reliable supply of irrigation water to the City's CBD parks thereby mitigating the risk of lack of water supply during the summer months.

Consultation

3. Consultation has occurred between the Infrastructure and Operations Alliance and Strategic Finance to understand the opportunities to secure additional project funding. Advice received was to seek approval from Council for the additional funds to be provided from the City's 2022/23 Municipal Surplus.

Decision Implications

4. If additional funding is not forthcoming, then there is a risk of system failure leading to water stress of the CBD parks and gardens, especially during the summer months.

Strategic, Legislative and Policy Implications

Strategy	
Strategic Pillar (Objective)	Sustainable
Related Documents (Issue Specific Strategies and Plans):	Annual Budget 2022/23, Corporate Business Plan, Asset Management Plan. Delay in project delivery has the potential to expose the City's CBD parks to water stress during the summer months in the event of further pump station control failures

Legislation, Delegation of Authority and Policy	
Legislation:	Section 6.2(2) (b) of the <i>Local Government Act 1995</i> Regulation 33(A) of the <i>Local Government (Financial Management) Regulations 1996</i> This section of the Act and the related Financial Management regulation prescribe the requirement to prepare and present to Council, a review of the Annual Budget for the period commencing 1 July and no earlier than 31 December. That review of the Budget must consider: <ul style="list-style-type: none"> - The local governments financial performance for that period. - The local governments financial position as a review date. - The financial outcomes as forecast in the budget for the end of the financial year. However, this legislation does not preclude the local government amending its budget at other times during the year where it considers the adjustment to the budget sufficiently material to warrant a separate budget review. or Nil.
Authority of Council/CEO:	Amendments to the City's budget are required to be presented to, and formally approved by Council by absolute majority.
Policy:	.

--	--

Financial Implications

The financial implications of the recommendation(s) will require additional expenditure, as an unbudgeted item.

Account Number	10485	Capital
Account Description	Renewal – Parks and Landscapes – Irrigation Program	
Current Budget	\$616,140.00	
Amendment to Budget	\$280,000.00	
Revised Budget	\$896,140.00	
Budget Impact	\$280,000.00	

Further Information

16. Questions and responses forming part of the Agenda Briefing Session held on 18 April 2023 are as follows.

	Question	Response
1.	<p>Can the City confirm if I have this timeline correct after my reading of the agenda:</p> <ul style="list-style-type: none"> FY 2019/2020 – Critical project identified Late 2020 – Budget developed - \$250k Spring 2021 – Major component failure. Interim fix. Date unknown – RFQ/RFT process leads to 3 submissions received all too expensive to proceed with Date unknown – reduce project budget through measures in discussion point 7 March 2023 – 1 submission at \$513,759.52 with optional works included 	<p>Point 1 – Correct Point 2 – Correct Point 3 – Correct Point 4 – RFQ February 2021, RFQ March 2021 and RFT January 2022 Point 5 - The available budget from 2021/22 was carried forward to deliver the project in 22/23, with the scope/specification refined in Jan/Feb 23 in an effort to reduce the overall project costs. Point 6 - Correct</p>
2.	<p>Who was responsible for scoping the project in-house back when the \$250k budget was developed? How was it developed?</p>	<p>The project was scoped by staff from the City's previous Operations team. The project scope was confirmed by Cadsult Irrigation Consultants and a project specification developed, inclusive of an opinion of cost.</p>
3.	<p>Regarding the interim fix in Spring 2021, what did that cost?</p>	<p>\$12,302.00 Ex GST</p>
4.	<p>Regarding the submissions from contractors in the initial RFQ/RFT, how far over the initial \$250k budget were they and why?</p>	<p>RFQ \$38,000 over budget and therefore outside RFQ procurement rules and RFT \$200,000 over budget – due to a premium</p>

	<ul style="list-style-type: none"> When were these received (which month and year)? Did they outline project components the City hadn't considered in scoping? Or was it purely the 2 speed v 8 speed VSDs? 	<p>mark up for shortage in supply of electrical componentry and specialist labour due to COVID impacts.</p> <p>Point 1 – Details provided above</p> <p>Point 2 – nothing of material significance.</p>
5.	Regarding the most recent submission in March 2023, is this for the original scope to do absolutely everything we need for this essential piece of infrastructure, or is it the smaller scope the City worked on in background point 7?	The current specification for both core and optional works is inclusive of all items required. Improvements in technology have allowed the eight main irrigation pumps to be controlled via the one VSD, with the second drive providing contingency and backup for pump control.
6.	Has the City since made changes to its project management practises to ensure this situation doesn't happen again?	Project budgets are informed by known market rates and previous relevant projects and reviewed as part of the project prioritisation process.
7.	How was the original budget arrived at?	The scope and technical specifications were determined by the irrigation team in consultation with Cadsult, a specialist irrigation consultant. Budget was then determined from known market rates at that time.
8.	What are the alternatives?	The pump station switchboard electrical componentry is at the end of its useful life and requires replacement. The renewal is now already 2 years overdue.
9.	What is the consequence of not having 8 VSDs?	VSD's are electric controllers that vary the speed of the pump motor, allowing the pump to respond smoothly and efficiently to fluctuations in flow and/or pressure demand. The current tender offers an integrated solution through one VSD with one VSD as backup across eight pumps.
10.	How many pumps is it running? Is it one pump per VSD?	Eight pumps controlled by one VSD in series.
11.	If there are less VSDs than there are motors, are there multiple motors being controlled by 1 vsd?	All motors are controlled by one VSD in series
12.	If so, does the VSD have the smarts to discriminate between the different motors?	Yes
13.	If it does not, does that mean that it will stop all motors if 1 motor has a fault.	If there is a fault in a particular pump, then it can be isolated and the VSD will still control the operational pumps
14.	If it can, can all motors run simultaneously, or is the output switched to each motor separately so only one motor can run at a time.	All pumps can run independently, the VSD is the devise that that varies the speed of the pump motor, allowing the pump to respond smoothly and efficiently to fluctuations in flow and/or pressure demand

15.	If it is switched, then will this be problematic? is there a scenario where you need two running at the same time? Maybe one of the water level switches isn't working properly so one pump just keeps pumping because it hasn't been told to stop by the pressure switch, and then no other pump can start because the vsd is occupied with the running pump.	All pumps are controlled independently, each with its own pump protection.
16.	What is the cost of replacing the electrical controls with an 8 VSD setup?	The VSD is an expensive component at approximately \$40k each and requires long lead times to procure
17.	What is included in the optional works that we are now including in any event?	Remote monitoring and control capability

Council Resolution (OCM-23/04-005)

Mover: Councillor Catherine Lezer

Seconded: Deputy Lord Mayor Liam Gobbert

That Council APPROVES additional funding of \$280,000.00 to deliver the renewal of the Ozone Reserve Pump Station Electrical Controls project funded from the City's 2022/23 Municipal Surplus.

CARRIED BY ABSOLUTE MAJORITY (7/0)

For : Lord Mayor Basil Zempilas; Deputy Lord Mayor Liam Gobbert; Councillors Sandy Anghie, Clyde Bevan, Brent Fleeton, Rebecca Gordon and Catherine Lezer

Against : Nil

14. Corporate Services Reports

14.1 Monthly Financial Statements - February 2023

Responsible Officer	Michael Kent – Chief Financial Officer
Voting Requirements	Simple Majority
Attachments	Attachment 14.1A – Financial Activity Statement and Notes to the FAS Attachment 14.1B – Net Current Position P8 Attachment 14.1C – Alliance Financial Summary P8 Attachment 14.1D – Capital Variances P8 Attachment 14.1E – Investment Register P8 Attachment 14.1F – Rates Monthly Report P8

Purpose

This suite of reports provides Council with timely, meaningful financial insights regarding the City's operating activities, financial performance and financial position.

Recommendation

That Council RECEIVES the following financial reports for the period ended 28 February 2023:

1. Financial Activity Statement (FAS) and Notes to the FAS - Attachment 14.1A.
 2. Net Current Position - Attachment 14.1B.
 3. Operating Variances by Alliance & Service Unit - Attachment 14.1C.
 4. Capital Projects Variances - Attachment 14.1D.
 5. Investment Report - Attachment 14.1E.
 6. Rates Monthly Debtors Report - Attachment 14.1F.
-

Background

1. Presentation of a monthly financial report to Council is both a statutory obligation and good financial management practice that:
 - a. Demonstrates the City's commitment to managing its operations in a financially responsible and sustainable manner.
 - b. Provides timely identification of variances from budget expectations for revenues and expenditures and identification of emerging opportunities or changes in economic conditions.
 - c. Ensures proper accountability to the community for the use of financial resources.
2. Preparation of a monthly Financial Activity Statement (FAS) is the minimal statutory requirement of the *Local Government Act 1995* and regulation 34 of the *Local Government (Financial Management) Regulations 1996*. It is also a responsible financial management practice to allow Council to effectively execute their financial management responsibilities.
3. Financial information that is required to be reported directly to Council monthly includes:
 - a. Operational financial performance against budget expectations.
 - b. Explanations for identified variances from expectations.
 - c. Financial position of the City at each given month end.
4. This statutory financial information is supported by additional information including investments performance and reports on rates and general debtors.

Understanding the Financials

5. When reading the financial information provided in this report, 'variances' (deviations from budget expectations) are classified as being either:
 - a. Favourable variance.
 - b. Unfavourable variance.
 - c. Timing variance.
6. A timing variance relates to a budgeted revenue or expense that has not occurred at the time it was expected, but which is still expected to occur within the budget year. That is, the financial transaction will still occur - but just in a different month. There should be no impact on the projected budget surplus by year end.
7. A realised favourable or unfavourable variance is different to a timing variance. It represents a genuine difference between the actual and budgeted revenue or expenditure item.
8. A realised favourable year to date variance on a revenue item is a positive outcome for the City as it increases the projected budget surplus. An unfavourable variance on a revenue item has the opposite effect, resulting a decrease to the projected budget surplus.
9. A realised favourable variance on an expenditure item may have either of two causes - one being a saving because the outcome was achieved for a lesser cost, which has the effect of increasing the projected budget surplus. The other cause may be that the proposed expenditure may not have been undertaken and is not expected to be incurred in that financial year. Whilst this may seem positive from the financial position perspective, it may not be a positive outcome for the community if the service or project is not delivered.

10. A realised unfavourable year to date variance on an expenditure item, (over-expenditure) results in a decrease to the projected budget surplus.
11. The Schedule of Variances (Attachment 14.1A) provides commentary on whether the nature of the variance is savings related, timing related or otherwise.
12. If a realised favourable or unfavourable variance is material in value (of significant size), it will be amended through a formal budget review process.

Discussion

13. The FAS by Nature & Type - Attachment 14.1A presents a whole of organisation perspective on the attainment of revenue and expenditure targets overall - classified by nature and type.
14. The headline data from the FAS is shown in Table 1 below.

Table 1:

Item Details	YTD Budget	YTD Actual	Variance	F/ U
Operating Revenue - Excluding Rates	\$ 71.830 M	\$ 73.650 M	\$ 1.82 M	F
Rates Revenue	\$ 100.139 M	\$ 100.296 M	\$ 0.157M	F
Operating Expenditure	\$ 129.657 M	\$ 128.691 M	\$ 0.967 M	F
Non-Operating Revenue	\$ 0.389 M	\$ 1.654 M	\$ 1.265 M	F
Capital - Infrastructure	\$ 16.200 M	\$ 16.304 M	\$ 0.104 M	U
Property, Plant & Equipment	\$ 5.953 M	\$ 5.801 M	\$ 0.153 M	F

15. Material operating revenue and expenditure variances from Attachment 14.1A are detailed (with explanatory comments) in the Notes to the FAS (also contained within Attachment 14.1A).
16. Comments on the material variances between budget and actual capital expenditures are presented in Attachment 14.1D - Capital Projects Schedule which lists all approved, budgeted capital projects for 2022/23.
17. Each line item listed in the FAS by Nature & Type Attachment 14.1A can be cross referenced (using the Note reference) back to the relevant note.
18. Attachment 14.1C provides an alternative view showing how the organisation is tracking against budget by Alliance - and then disaggregating those figures by Service. This reporting view includes all internal charges and internal recoveries so the full service-cost can be understood.
19. Examining the FAS (Attachment 14.1A) in more detail; the aggregation of operating revenues and operating expenses reflects a year-to-date Net Cash Deficit from Operations of (\$29.09M) compared to a year-to-date budgeted Deficit of (\$31.05M). This is a favourable variance of \$1.96M at the end of the month.
20. Investing activities reflect a result of (\$20.45M) compared to a year-to-date budget of (\$21.76M). This is a favourable variance of \$1.31M. This is related to a favourable timing difference on non-operating grants and initial recognition of contributed drainage assets.

21. Construction of infrastructure to month end is at 100% of year-to-date budget expectations at \$16.30M, against \$16.20M budget as noted at paragraph 14. Attachment 14.1D provides comments on specific variances for capital projects.
22. Acquisition of non-infrastructure to month end is \$5.80M and is 97% of the year-to-date budget. Readers are directed to Attachment 14.1D for comments on specific variances.
23. Adjusting for opening funds (Net Current Position), generates the Budget Deficiency before Rates. This then indicates the Amount Required to be Raised from Rates. The difference between the Rates amount, and the Deficiency before Rates, is the Closing Position.
24. The FAS for the period to 28 February shows that a rate yield of \$100.3M has been levied compared to the \$100.1M revised budget after adjusting for interim rates for a newly-rated buildings. The rates levied figure will be reduced to reflect the impact of the anticipated Heritage Concessions (\$232K) as they are processed. The net difference was adjusted in the statutory mid-year budget review.
25. The disclosed year to date FAS Closing Position of \$62.98M compares favourably to the year-to-date budgeted closing position of \$59.48M - a 5.9% variance reflecting the combined impact of the favourable variances noted in this report for revenues, expenses and financing activity.
26. The Net Current Position Report (Attachment 14.1B) indicates a year-to-date adjusted Net Current Position value of \$56.58M versus the budget of \$48.75M. This is primarily attributable to better than anticipated revenue performance.
27. Headline data from this month's Net Current Position report is shown in Table 2 below. Comparative figures are provided for 2022 as well as the 30 June 2023 budgeted year-end figures.

Table 2:

Item Details	June 2023 Annual Budget	Feb 2022 YTD Actual	Feb 2023 YTD Actual
Current Assets	\$ 179.788 M	\$ 233.270 M	\$ 2542.317M
Current Liabilities	(\$ 37.105 M)	(\$ 45.736 M)	(\$ 38.510 M)
Unadjusted Net Assets	\$ 142.683 M	\$ 187.534 M	\$ 203.807 M
Less Restricted Items	(\$ 138.951 M)	(\$ 109.472 M)	(\$ 147.223M)
Adjusted Net Current Position	\$ 3.731 M	\$ 78.062 M	\$ 56.584 M

28. The comparative numbers from the Net Current Position report for February 2022 and February 2023 reflect the impact of a higher value of reserve funds and a lower value of creditors in 2023.
29. As noted above, there is currently a higher value of reserve funds (restricted assets) in 2023 than in 2022, and this difference will remain until drawn down to make the capital contributions for the WACA Aquatic Facility and Perth Concert Hall when required.
30. Attachment 14.1E - Investment Report for February 2023 presents detail of the City's cash investment portfolio in terms of performance, percentage exposure of total portfolio by credit risk, counterparty exposure and maturity profile.
31. The report indicates the City has adequate cash flow to meet its financial obligations as and when they will fall due; and it has achieved compliance with the various Investment Policy limits.

- 32. It also shows the impact of the recent uplift in investment rates and performance is now ahead of the upward revision to the interest revenue budget at the October OCM. Future projections in the Long Term Financial Plan have also been revised upwards based on current performance.
- 33. Attachment 14.1F - Rates Debtors provides a monthly update and analysis of rates collections by differential property rating category and overall. The 2022/23 rates notices were issued on 28 July with a due date for the first instalment of 7 September 2022. At month end, (after the due date for the third instalment) collections represented 91% of the collectible amount.

Consultation

Nil.

Decision Implications

- 34. Council’s acknowledgement of receiving the Financial Activity Statement and supporting documents will meet its statutory obligation in respect of overseeing the City’s financial resources.

Strategic, Legislative and Policy Implications

Strategy	
Strategic Pillar (Objective)	Prosperous
Related Documents (Issue Specific Strategies and Plans):	Nil.

Legislation, Delegation of Authority and Policy	
Legislation:	<p>Section 6.4(1) and (2) of the Local Government Act 1995 Regulation 34(1) of the Local Government (Financial Management) Regulations 1996 This section of the Act and the related regulation prescribe the requirement to prepare and present to Council (monthly), FAS. That FAS should contain:</p> <ul style="list-style-type: none"> • Annual Budget estimates, and approved revisions to these for comparison purposes. • Actual amounts of income and expenditure to the end of the month of the FAS. • Material variances between the comparable amounts and commentary on reasons for these variances. • Net current assets at the end of the month. • An explanation of the composition of the net current assets at the end of the month to which the FAS relates. <p>Any other information which the local government deems relevant.</p>
Authority of Council/CEO:	The above legislation prescribes that this report be presented to Council on a monthly basis.

Policy:	CP 2.1 Management of Investments.
---------	-----------------------------------

Financial Implications

35. There are no direct financial implications of receiving this report as it reflects a historical accounting of financial transactions. When material variances are noted, appropriate remedial action will be initiated by the administration in a timely and prudent manner.

Further Information

36. Employee related costs are disclosed at the end of February as being 1.5% (or \$764K) over year to date budget - compared to 5.7% (or \$1.0M) below at the end of September. This is because the earlier apparent favourable variance was due largely to the timing of registering the outside workers EBA agreement and the resultant lag in paying both the back pay and the increment, the timing of the additional 0.25% increase from 2.75% to 3.0% for the staff covered by the inside workers EBA and the final employee entitlement payouts to the childcare centre staff.
37. With all those factors incorporated into the management accounts, and the reclassification of costs relating to agency (temporary) staff as employee costs rather than materials and contacts, employee related costs across the organisation are now largely in line with budget expectations.
38. **Questions and responses forming part of the Agenda Briefing Session held on 18 April 2023 are as follows.**

	Question	Response
1.	<p>Page 78 “Chamber of Commerce and Industry WA bounce back program has not received registrations recently contributing to underspend.”</p> <ul style="list-style-type: none"> How many businesses in the City of Perth did we estimate would join under this program? How many in total have signed up? What was the overall cost to date? 	<p>The City estimated around 200 businesses would join the program.</p> <p>124 City of Perth businesses took up a membership. Overall cost of the program was \$31,000 (excluding GST).</p> <p>This program was only supported for one year and ended on 15 April 2023.</p> <p>*Figures clarified since ABS.</p>
2.	<p>Page 83 “Emergency services levy charge for the depot was higher than budgeted”. Was this a miscalculation or a timing issue between setting our budget and the State Government announcing its ESL increase?</p>	<p>Whilst the state govt increase did contribute to this situation, the initial budget for ESL at 2 locations was miscalculated. A new assurance process has been put in place for ESL in the 23/24 budget.</p>

Council Resolution (OCM-23/04-006)

Mover: Lord Mayor Basil Zempilas

Seconded: Councillor Brent Fleeton

That Council RECEIVES the following financial reports for the period ended 28 February 2023:

1. Financial Activity Statement (FAS) and Notes to the FAS - Attachment 14.1A.
2. Net Current Position - Attachment 14.1B.
3. Operating Variances by Alliance & Service Unit - Attachment 14.1C.
4. Capital Projects Variances - Attachment 14.1D.
5. Investment Report - Attachment 14.1E.
6. Rates Monthly Debtors Report - Attachment 14.1F.

CARRIED EN BLOC (7/0)

For : Lord Mayor Basil Zempilas; Deputy Lord Mayor Liam Gobbert; Councillors Sandy Anghie, Clyde Bevan, Brent Fleeton, Rebecca Gordon and Catherine Lezer

Against : Nil



City of Perth Financial Activity Statement - Nature and Type

Feb - 2023

Attachment A

Detail	Note	Revised Annual Budget	YTD Budget	YTD Actual	YTD Budget Variance \$	YTD Budget Variance %	Budget Impact
Revenue from Operating Activities							
Operating Grants	1	1,443,747	1,139,465	1,149,796	10,331	0.9%	✓
Contributions and Donations	2	2,002,343	1,218,229	1,199,781	(18,448)	(1.5%)	✗
Fees and Charges - Waste	3	10,015,264	9,712,964	9,709,485	(3,479)	(0.0%)	✗
Fees and Charges - Community Services	4	3,237,889	2,399,536	2,360,860	(38,676)	(1.6%)	✗
Rental and Hire Revenue	5	4,221,729	2,895,317	3,030,711	135,394	4.7%	✓
Parking Fees	6	66,748,050	44,264,120	44,413,752	149,632	0.3%	✓
Fines and Costs	7	6,819,363	4,791,487	4,876,689	85,202	1.8%	✓
Interest Earned	8	5,852,502	4,203,826	4,715,303	511,476	12.2%	✓
Profit on Disposal of Assets*	9	384,293	39,314	163,028	123,714	314.7%	✓
Distribution from Investments*	10	325,000	243,750	755,516	511,766	210.0%	✓
Other Revenue	11	1,225,714	905,717	1,036,652	130,935	14.5%	✓
Recoverable works	39	16,947	16,947	239,061	222,114	1310.7%	✓
Subtotal		102,292,840	71,830,671	73,650,633	1,819,962	2.5%	✓
Expenses							
Employee Costs	12	(78,872,818)	(51,419,041)	(52,183,513)	(764,473)	(1.5%)	✗
Advertising	13	(1,236,515)	(1,040,275)	(1,036,514)	3,762	0.4%	✓
Contractors and Consultants	14	(31,272,712)	(19,372,839)	(18,146,535)	1,226,303	6.3%	✓
Insurance	15	(1,395,434)	(933,364)	(954,978)	(21,614)	(2.3%)	✗
Waste Tipping Charges	16	(2,967,769)	(1,880,057)	(1,816,028)	64,029	3.4%	✓
Other Charges	17	(4,348,753)	(2,820,016)	(2,686,928)	133,089	4.7%	✓
Materials	18	(3,261,535)	(2,138,305)	(2,067,162)	71,143	3.3%	✓
IT Support and Maintenance	19	(5,150,574)	(3,272,739)	(2,907,894)	364,845	11.1%	✓
Plant and Fleet Costs	20	(688,093)	(456,575)	(563,046)	(106,471)	(23.3%)	✗
Utilities	21	(3,486,001)	(2,290,450)	(2,409,422)	(118,972)	(5.2%)	✗
Depreciation*	22	(37,493,726)	(25,486,339)	(25,669,371)	(183,031)	(0.7%)	✗
Interest Expenses	23	(118,376)	(80,338)	(80,629)	(291)	(0.4%)	✗
Loss on Asset Disposal*	24	(1,996,630)	(1,326,544)	(1,000,430)	326,114	24.6%	✓
Change in valuation of Disposal*	25	0	0	0	0	0.0%	!
Work in Progress not Capitalised*	26	0	0	(30,491)	(30,491)	(100.0%)	✗
Parking Bay Levy	27	(16,594,425)	(10,707,219)	(10,694,406)	12,814	0.1%	✓
Other Expenses	28	(12,858,888)	(6,433,654)	(6,443,627)	(9,974)	(0.2%)	✗
Recoverable works	39	0	0	0	0	0.0%	!
Subtotal		(201,742,250)	(129,657,755)	(128,690,971)	966,783	0.7%	✓
Total - Operating Activities		(99,449,410)	(57,827,084)	(55,040,339)	2,786,745	4.8%	✓
Add Back Non Cash Items*		39,106,063	26,773,569	25,949,005	(824,565)	(3.1%)	✗
Net Surplus / (Deficit) from Operations		(60,343,346)	(31,053,514)	(29,091,334)	1,962,181	6.3%	✓
Investing Activities							
Non Operating Grants	29a	14,483,607	389,602	848,377	458,774	117.8%	✓
Initial recognition/Contributed Assets	29b	0	0	805,752	805,752	100.0%	✓
Purchase of Property, Plant & Equipment	30	(17,108,085)	(5,953,510)	(5,800,757)	152,753	2.6%	✓
Construction of Infrastructure	30	(41,818,383)	(16,200,101)	(16,304,019)	(103,918)	(0.6%)	✗
Proceeds from Sale of Plant & Equipment	31	996,471	0	0	0	0.0%	!
Sub Total - Investing Activities		(43,446,390)	(21,764,009)	(20,450,647)	1,313,362	6.0%	✓
Financing Activities							
New Loan Proceeds	32	0	0	0	0	0.0%	!
Repayment of Borrowings	33	(705,434)	(705,434)	(705,434)	0	0.0%	!
Lease Principal Payments	34	0	0	0	0	0.0%	!
Transfers to Reserves	35	(40,517,661)	(33,986,557)	(33,926,589)	59,968	0.2%	✓
Transfers from Reserves	36	28,792,916	24,842,916	24,842,916	0	0.0%	!
Sub Total - Financing Activities		(12,430,179)	(9,849,075)	(9,789,107)	59,968	(0.6%)	✗
Budget Deficiency before Rates		(116,219,915)	(62,666,599)	(59,331,088)	3,335,511	5.3%	✓
Opening Position at 1 July	37	22,015,725	22,015,725	22,015,725	0	0.0%	!
Amount Raised from Rates	38	99,931,734	100,139,118	100,296,501	157,383	0.2%	✓
Closing Position Surplus (Deficit)		5,727,545	59,488,244	62,981,138	3,492,894	5.9%	✓
Legend							
Favourable impact on Budget Surplus	✓	Unfavourable impact on Budget Surplus		✗			



Notes to Financial Activity Statement - February 2023 Attachment A

The Note reference and descriptor in each summary box below link back to the relevant line item on the Financial Activity Statement. The variance is then expressed as both a dollar value and a percentage. Letter F or U refers to the impact of the variance on the budget surplus (favourable / unfavourable).

Notes to Accompany FAS - Operating Revenues

Comments on the 2.5% favourable variances in Operating Revenues are provided below.

Note 1	Operating Grants	Variance \$	Variance %	Type
▲	Increase Actual Surplus	\$10K	0.9%	F

Operating grants are in line with the budget.

Note 2	Contributions & Donations	Variance \$	Variance %	Type
▼	Decrease Actual Surplus	(\$18K)	(1.5%)	U

Contributions & Donations are in line with the budget

Note 3	Fees & Charges - Waste	Variance \$	Variance %	Type
▼	Decrease Actual Surplus	(3K)	(0%)	U

Fees & Charges for Waste are in line with the budget.

Note 4	Fees & Charges - Community Services	Variance \$	Variance %	Type
▼	Decrease Actual Surplus	(\$39K)	(1.6%)	U

Fees & Charges for Community Services are broadly in line with the budget.

Note 5	Rental & Hire Revenue	Variance \$	Variance %	Type
▲	Increase Actual Surplus	\$135K	4.7%	F

Rental & Hire Revenue is in line with the budget.

Note 6	Parking Fees	Variance \$	Variance %	Type
▲	Increase Actual Surplus	\$150K	0.3%	F

Parking fees are in line with the budget following the mid-year budget review adjustment.

Note 7	Fines & Costs	Variance \$	Variance %	Type
▲	Increase Actual Surplus	\$85K	1.8%	F

The fines and costs are in line with the budget.

Note 8	Interest Earned	Variance \$	Variance %	Type
▲	Increase Actual Surplus	\$511K	12.2%	F

Interest earned on investments is higher due to the recent series of interest rate rises by the Reserve Bank. The annual target is certainly achievable and may be further revised upwards if appropriate.

Note 9	Profit on Disposal of Assets (Non-Cash)	Variance \$	Variance %	Type
Nil	No direct cash impact on Actual Surplus	\$124K	314.7%	F

Minor plant and fleet disposals have taken place earlier than anticipated and some at profit where a loss was budgeted. This is an unanticipated positive outcome of covid supply chain issues and higher trade in values.

Note 10	Distribution from Investments	Variance \$	Variance %	Type
▲	Increase Actual Surplus	\$512K	210.0%	F

The distribution from investments is an outcome from the required accounting treatment for the distributions from the City's Colonial First State Investment which is marked to the ASX share index. The performance of the market has been strong and has subsequently resulted in higher than budgeted distributions.

Note 11	Other Revenue	Variance \$	Variance %	Type
▲	Increase Actual Surplus	\$131K	14.5%	F

The variance is mainly related to higher than estimated income for the Container Deposit Scheme. This continues an ongoing positive trend.

Notes to Accompany FAS - Operating Expenses

Comments on the 0.7% favourable variance in Operating Expenses are provided below.

Note	Category	Variance \$	Variance %	Type
▼	Employee Costs	(\$764K)	(1.5%)	U

The employee costs are broadly in line with the budget – although slightly inflated due to the use of temporary positions. This will continue to be monitored until year-end.

Note	Category	Variance \$	Variance %	Type
▲	Advertising	\$4K	0.4%	F

The advertising costs are in line with the budget.

Note	Category	Variance \$	Variance %	Type
▲	Contractors & Consultants	\$1,226K	6.3%	F

The favourable variance in expenditure is mainly caused by the timing of invoices to be paid pending receipt of goods and services. Further details by service are listed below:

- Parks and Environment Operations – lower turf renovation as well as wetlands requirements for pump, bore and general maintenance (\$339K);
- City Planning – timing variance related to Local Planning Scheme 3 and UWA QEII Precinct Plan (\$305K);
- Parking Services – mainly timing variance for the business case for obsolete ticket machines and consultancy as well as savings in contractors and security (\$186K);
- Waste and Cleaning – timing variance for expenses related to Waste Compositional Audit (\$73K);
- Economic Development – timing variance across Sector Development, Economic Research, Place & Business Development and Technology Action Plan (\$120K);
- Engineering and Design – savings due to no requirement for HVAC and infrastructure server maintenance to date (\$106K);
- Leadership – Infrastructure and Operations – timing variance for consultancy project work related to normalisation (handover) of assets at Elizabeth Quay, WaterBank and the future Causeway Pedestrian/Cycle bridge (\$102K).

Note	Category	Variance \$	Variance %	Type
▼	Insurance	(\$22K)	(2.3%)	U

Insurance expenses are broadly in line with the budget although insurers are recouping their losses by passing on tomLGs..

Note	Category	Variance \$	Variance %	Type
Note 16	Waste Tipping Charges			
▲	Increase Actual Surplus	\$64K	3.4%	F

Waste Tipping fees are in line with the budget.

Note	Category	Variance \$	Variance %	Type
Note 17	Other Charges			
▲	Increase Actual Surplus	\$133K	4.7%	F

Other charges are in line with the budget.

Note	Category	Variance \$	Variance %	Type
Note 18	Materials			
▲	Increase Actual Surplus	\$71K	3.3%	F

Materials are in line with the budget.

Note	Category	Variance \$	Variance %	Type
Note 19	IT Support & Maintenance			
🕒	Timing Difference	\$365K	11.1%	F

Timing of software maintenance for core systems used. Expected that this variance will reverse out by year end.

Note	Category	Variance \$	Variance %	Type
Note 20	Plant & Fleet Costs			
▼	Decrease Actual Surplus	(\$107K)	(23.3%)	U

This variance is mainly related to higher than anticipated fuel costs (but not fuel usage).

Note	Category	Variance \$	Variance %	Type
Note 21	Utilities			
▼	Decrease Actual Surplus	(\$119K)	(5.2%)	U

Higher costs of power and water rates and consumption than budgeted. Consistent with national trends.

Note	Category	Variance \$	Variance %	Type
Note 22	Depreciation (Non-Cash)			
Nil	No cash impact on Actual Surplus	(\$183K)	(0.7%)	U

Depreciation is in line with the budget.

Note 23	Interest Expenses	Variance \$	Variance %	Type
▼	Increase Actual Surplus	(\$0.3K)	(0.4%)	U

Interest expenses are line with the budget.

Note 24	Loss on Asset Disposal (Non-Cash)	Variance \$	Variance %	Type
Nil	No cash impact on Actual Surplus	\$326K	24.6%	-

The loss on asset disposals occurs when road, landscaping, paths and kerbs components are scrapped and disposed of during the construction of new infrastructure and renewal projects. When these still have values recorded in the City's asset register, that value is recognised as a loss on disposal. The current variance on this line item is considered to be a timing difference.

Note 25	Loss on Revaluation of Asset (Non-Cash)	Variance \$	Variance %	Type
Nil	No cash impact on Actual Surplus	-	-	-

Note 26	Work in Progress not Capitalised	Variance \$	Variance %	Type
Nil	No cash impact on Actual Surplus	(\$31K)	(100%)	-

Expensing of minor project costs from the previous year that cannot be capitalised – these costs must be expensed in the current year.

Note 27	Parking Levy	Variance \$	Variance %	Type
▲	Increase Actual Surplus	\$13K	0.1%	F


Parking levy is in line with the budget (adjusted for rebates claimed for unused bays).

Note 28	Other Expenses	Variance \$	Variance %	Type
🕒	Timing Difference	(10K)	(0.2%)	U

Other expenses are in line with the budget.

Notes to Accompany FAS - Investing Activities


Investing Activities include grants for capital projects, sale of assets, acquisition and construction of assets. Comments on the 6% overall favourable variance are made below.

Note 29a	Non-Operating Grants	Variance \$	Variance %	Type
	Timing Difference	\$459K	117.8%	-


The variance is related to timing of grants received for CBD Transport projects, Roe Street Enhancement, Bus Stop Replacement and Renewal Roads Monash Avenue MRRG.

Note 29b	Initial Recognition/Contributed Assets	Variance \$	Variance %	Type
Nil	No cash impact on Actual Surplus	\$806K	100%	-

The initial recognition of roads, and drainage assets does not form part of the budget as this is a non-cash accounting treatment. Of the reported figure \$533K is related to a reconciliation of Gross Pollutant Traps (GPTs) throughout the City to align to the maintenance contract. The GPTs were not previously recognised in the asset system. The remaining variance is related to contributed electrical assets from Main Roads WA.

Note 30	Purchase of Property Plant & Equipment	Variance \$	Variance %	Type
	Timing Difference	\$153K	2.6%	F

Refer to the separate Capital Projects Schedule (February 23) for details of all capital projects and commentary on material variances identified therein.

Note 30	Construction of Infrastructure	Variance \$	Variance %	Type
	Timing Difference	(\$104)	(0.6%)	U

Refer to the separate Capital Projects Schedule (February 22) for details of all capital projects and commentary on material variances identified therein.

Note 31	Proceeds from Sale of Equipment	Variance \$	Variance %	Type
Nil	No cash impact on Actual Surplus	-	-	-

Notes to Accompany FAS - Financing Activities

Financing activities include borrowing, debt repayment and management of cash reserve funds. Currently these activities reflect a 0.6% unfavourable variance. Comments on the individual variances are detailed below.

Note 32	New Loan Proceeds	Variance \$	Variance %	Type
Nil		-	-	-

No borrowings were required for the 2022/23 budget.

Note 33	Repayment of Borrowings	Variance \$	Variance %	Type
Nil	No cash impact on Actual Surplus	-	-	-

The final repayments on the City's loan portfolio occurred in July.

Note 34	Lease Principal Repayments	Variance \$	Variance %	Type
Nil	No cash impact on Actual Surplus	-	-	-

Note 35	Transfer to Reserves	Variance \$	Variance %	Type
▲	Increase Actual Surplus	\$60K	0.2%	F

Minor difference in Transfers to Reserves related to interest earnings.

Note 36	Transfers from Reserves	Variance \$	Variance %	Type
⌚	No impact on Actual Surplus	-	-	

Transfers from Reserves is in line with the budget.

Note 37	Opening Budget Position	Variance \$	Variance %	Type
Nil	Increase to Actual Surplus	-	-	-

To allow local governments to adopt their budgets before previous year accounting accruals are completed, they can conservatively estimate what the final year-end balance (which becomes the opening position for the next year) is. The City's estimated opening position was \$18.8M for the purposes of adopting the budget and has been adjusted to \$22M at the Statutory budget review.

Note 38	Amount raised from Rates	Variance \$	Variance %	Type
▲	Increase Actual Surplus	\$157	0.2%	F

The amount raised from rates is in line with the budget other than one previously noted unbudgeted interim rate assessment and the likely impact of heritage rebates yet to be incur[orated..

Note 39	Recoverable works	Variance \$	Variance %	Type
▲	Increase Actual Surplus	\$222K	1310.7%	F

The variance is a combination of the timing of works incurred and recovered. The variance mainly relates to expenses recovered for storm damage to the escalator Concert Hall and recoverable works associated with Events. Some insurance reimbursements take place in the following financial year of the expenses being incurred.



City of Perth - Net Current Position

28 February - 2023

Attachment B

Detail	Revised Annual Budget	YTD Budget	YTD Actual	YTD Budget Variance \$	YTD Budget Variance %	Budget Impact
Current Assets						
Cash & Cash Equivalents - Unrestricted	8,314,919	5,000,000	1,825,379	(3,174,621)	(63.5%)	⊗
Cash & Cash Equivalents - Restricted	4,756,500	10,000,000	9,398,469	(601,531)	(6.0%)	⊗
Investments - Municipal Fund	20,985,112	58,000,000	61,698,018	3,698,018	6.4%	✓
Investments - Reserves	109,900,000	132,800,000	138,081,058	5,281,058	4.0%	✓
Receivables - Rates	1,923,145	11,300,000	11,309,551	9,551	0.1%	✓
Receivables - Trade & Other Receivables	6,682,443	9,500,000	8,833,425	(666,575)	(7.0%)	⊗
Inventories	837,190	850,000	1,655,799	805,799	94.8%	✓
Deposits & Prepayments	1,388,979	4,000,000	4,166,952	166,952	4.2%	✓
Prepaid Parking Levy	0		5,349,071	5,349,071	0.0%	!
Subtotal	154,788,288	231,450,000	242,317,722	10,867,722	4.7%	✓
Current Liabilities						
Trade & Other Payables	(25,432,826)	(18,000,000)	(16,376,191)	1,623,809	(9.0%)	⊗
Payables ESL	0	(10,400,000)	(10,399,106)	894	(0.0%)	⊗
Borrowings	(705,434)	0	0	0	0.0%	!
Lease Liabilities	0	0	(256,616)	(256,616)	0.0%	!
Employee Entitlements	(10,966,987)	(11,500,000)	(11,478,079)	21,921	(0.2%)	⊗
Subtotal	(37,105,247)	(39,900,000)	(38,509,991)	1,390,009	3.5%	✓
Unadjusted Net Assets	117,683,041	191,550,000	203,807,731	12,257,731	(6.4%)	⊗
Less:						
Restricted Cash - Reserves	(114,656,500)	(142,800,000)	(147,479,527)	(4,679,527)	3.3%	✓
Add:						
Current Portion of Borrowings	705,434	0	0	0	0.0%	!
Lease Liabilities	0	0	256,616	256,616	0.0%	!
Adjusted Net Current Assets	3,731,975	48,750,000	56,584,820	7,834,820	(16.1%)	⊗
Net Cash Position						
Cash on Hand - Unrestricted	8,314,919	5,000,000	1,825,379	(3,174,621)	(63.5%)	⊗
Money Market Instruments - Unrestricted	20,985,112	58,000,000	61,698,018	3,698,018	6.4%	✓
Unrestricted Cash	29,300,031	63,000,000	63,523,397	523,397	(0.8%)	!
Financing Activities						
Cash on Hand - Restricted	4,756,500	10,000,000	9,398,469	(601,531)	(6.0%)	⊗
Money Market Instruments Restricted	109,900,000	132,800,000	138,081,058	5,281,058	(4.0%)	⊗
Restricted Cash	114,656,500	142,800,000	147,479,527	4,679,527	3.3%	✓
Net Cash	143,956,531	205,800,000	211,002,924	5,202,924	(2.5%)	⊗

 **CEO Alliance Variances by Alliance & Service**

28 February - 2023

Attachment C

Figures in this view include all Internal Allocations and Internal Recoveries

Detail	Revised Annual Budget	YTD Budget	YTD Actual	YTD Budget Variance \$	YTD Budget Variance %	Budget Impact	Comments on Material Variances Identified - by Service
--------	-----------------------	------------	------------	------------------------	-----------------------	---------------	--

Financial Summary - CEO Alliance

Operating Revenue	305	305	1,364	1,059	347.1%	✓	
Core Service Total Expenditure	8,643,458	5,606,314	5,269,181	337,133	6.0%	✓	
Internal Allocations Total	3,001,300	1,947,176	1,844,385	102,791	5.3%	✓	
Internal Recovery Total	1,926,055	1,306,018	1,480,721	174,703	13.4%	✓	
Recoverable works Total	0	0	0	0	0.0%	!	
Operating Project Expenditure Total	2,485,000	1,001,252	990,698	10,554	1.1%	✓	
Total Expenditure	12,203,703	7,248,724	6,623,543	625,181	8.6%	✓	
Net Operating Surplus (Deficit)	(12,203,398)	(7,248,419)	(6,622,179)	626,240	8.6%	✓	
Total Capital Project Expenditure	120,647	120,647	40,647	80,000	66.3%	✓	

Financial Summary - Services

Leadership - CEO Alliance

Operating Revenue Total	0	0	0	0	0.0%	!	
Core Service Expenditure Total	717,441	525,956	490,645	35,311	6.7%	✓	
Employee Costs	460,528	333,648	360,216	(26,568)	(8.0%)	✗	Higher duties for General Manager in acting role and salary review outside EBA.
Materials and Contracts	166,371	123,655	83,910	39,745	32.1%	✓	Consultancy timing variance for performance shaping.
Utility Charges	10,000	4,265	3,279	986	23.1%	✓	
Insurance Expenses	21,661	14,455	14,461	(6)	(0.0%)	✗	
Other Expenditure	58,882	49,933	28,779	21,155	42.4%	✓	The World Cities Summit in Singapore could not be attended as Council of Capital City Lord Mayors (CCCLM) was held during the same period.
Internal Allocations Total	692,919	450,736	382,185	68,551	15.2%	✓	
Internal Recovery Total	0	0	0	0	0.0%	!	
Operating Project Expenditure Total	1,310,000	40,000	0	40,000	100.0%	✓	
WACA Aquatic Centre Contribution	1,250,000	0	0	0	0.0%	!	
City Investment Attraction Collateral	60,000	40,000	0	40,000	100.0%	✓	Project scoping completed.
Total Expenditure	2,720,360	1,016,692	872,830	143,862	14.2%	✓	
Net Operating Surplus (Deficit)	(2,720,360)	(1,016,692)	(872,830)	143,862	14.2%	✓	
Total Capital Project Expenditure	0	0	0	0	0.0%	!	

Figures in this view include all Internal Allocations and Internal Recoveries

Detail	Revised Annual Budget	YTD Budget	YTD Actual	YTD Budget Variance \$	YTD Budget Variance %	Budget Impact	Comments on Material Variances Identified - by Service
Audit and Risk							
Operating Revenue Total	0	0	0	0	0.0%	!	
Core Service Expenditure Total	703,597	424,297	501,250	(76,953)	(18.1%)	✗	
Employee Costs	371,673	245,444	323,632	(78,188)	(31.9%)	✗	Unbudgeted vehicle allowance, contribution to superannuation, relocation costs and transfer of long service leave liability from another Council.
Materials and Contracts	322,022	172,608	171,689	919	0.5%	✓	
Insurance Expenses	9,901	6,244	5,929	315	5.0%	✓	
Internal Allocations Total	33,008	21,380	20,777	603	2.8%	✓	
Internal Recovery Total	684,456	453,502	482,601	29,099	6.4%	✓	
Operating Project Expenditure Total	0	0	0	0	0.0%	!	
Total Expenditure	52,149	(7,826)	39,426	(47,252)	(603.8%)	✗	
Net Operating Surplus (Deficit)	(52,149)	7,826	(39,426)	(47,252)	(603.8%)	✗	
Total Capital Project Expenditure	0	0	0	0	0.0%	!	
Corporate Communications							
Operating Revenue Total	0	0	0	0	0.0%	!	
Core Service Expenditure Total	1,969,548	1,291,439	1,149,169	142,270	11.0%	✓	
Employee Costs	1,590,218	1,047,303	922,728	124,575	11.9%	✓	Employee vacancies.
Materials and Contracts	369,610	237,650	220,020	17,630	7.4%	✓	Timing variance related to digital content production.
Insurance Expenses	9,721	6,487	6,489	(3)	(0.0%)	✗	
Other Expenditure	0	0	(68)	68	0.0%	!	
Internal Allocations Total	660,818	429,649	409,208	20,441	4.8%	✓	
Internal Recovery Total	0	0	0	0	0.0%	!	
Operating Project Expenditure Total	0	0	0	0	0.0%	!	
City of Light Brand Roll Out	0	0	0	0	0.0%	!	
Total Expenditure	2,630,366	1,721,088	1,558,376	162,711	9.5%	✓	
Net Operating Surplus (Deficit)	(2,630,366)	(1,721,088)	(1,558,376)	162,711	9.5%	✓	
Total Capital Project Expenditure	0	0	0	0	0.0%	!	

Figures in this view include all Internal Allocations and Internal Recoveries

Detail	Revised Annual Budget	YTD Budget	YTD Actual	YTD Budget Variance \$	YTD Budget Variance %	Budget Impact	Comments on Material Variances Identified - by Service
Council Governance and Policy							
Operating Revenue Total	0	0	0	0	0.0%	!	
Core Service Expenditure Total	878,130	511,216	447,396	63,820	12.5%	✓	
Employee Costs	724,952	403,528	341,134	62,393	15.5%	✓	Position transferred to Leadership Strategy and Governance.
Materials and Contracts	131,414	93,008	91,914	1,094	1.2%	✓	
Utility Charges	776	285	183	102	35.8%	✓	
Insurance Expenses	16,988	11,336	11,341	(5)	(0.0%)	✗	
Other Expenditure	4,000	3,059	2,824	235	7.7%	✓	
Internal Allocations Total	607,469	401,891	393,327	8,564	2.1%	✓	
Internal Recovery Total	0	0	0	0	0.0%	!	
Operating Project Expenditure Total	0	0	1,829	(1,829)	0.0%	!	
Neighbourhood & Strategic Community Plan	0	0	1,829	(1,829)	0.0%	!	
Total Expenditure	1,485,599	913,106	842,552	70,554	7.7%	✓	
Net Operating Surplus (Deficit)	(1,485,599)	(913,106)	(842,552)	70,554	7.7%	✓	
Total Capital Project Expenditure	0	0	0	0	0.0%	!	
Legal Services							
Operating Revenue Total	0	0	0	0	0.0%	!	
Core Service Expenditure Total	1,197,925	832,931	807,418	25,514	3.1%	✓	
Employee Costs	568,692	380,396	326,631	53,765	14.1%	✓	The favourable variance reflects savings on unpaid leave.
Materials and Contracts	625,900	450,312	478,444	(28,132)	(6.2%)	✗	Legal fees timing variance.
Insurance Expenses	3,333	2,224	2,225	(1)	(0.0%)	✗	
Other Expenditure	0	0	118	(118)	0.0%	!	
Internal Allocations Total	27,390	17,666	18,439	(773)	(4.4%)	✗	
Internal Recovery Total	1,009,752	716,212	815,270	99,058	13.8%	✓	
Operating Project Expenditure Total	30,000	0	5,261	(5,261)	0.0%	!	
WACA Aquatic Centre Contribution	0	0	5,261	(5,261)	0.0%	!	Legal advice on the draft funding agreement.
Roe Street Enhancement (Fitzgerald to Beaufort)	0	0	0	0	0.0%	!	
Parking Local Law	15,000	0	0	0	0.0%	!	
Health Local Law	15,000	0	0	0	0.0%	!	
Total Expenditure	245,563	134,386	15,847	118,539	88.2%	✓	
Net Operating Surplus (Deficit)	(245,563)	(134,386)	(15,847)	118,539	88.2%	✓	
Total Capital Project Expenditure	0	0	0	0	0.0%	!	

Figures in this view include all Internal Allocations and Internal Recoveries

Detail	Revised Annual Budget	YTD Budget	YTD Actual	YTD Budget Variance \$	YTD Budget Variance %	Budget Impact	Comments on Material Variances Identified - by Service
Leadership - Strategy and Governance							
Operating Revenue Total	0	0	0	0	0.0%	!	
Core Service Expenditure Total	729,002	340,730	395,347	(54,617)	(16.0%)	×	
Employee Costs	628,214	340,204	394,821	(54,617)	(16.1%)	×	Executive Assistant agency staff costs and some positions filled in at higher levels than budgetted.
Materials and Contracts	100,000	0	0	0	0.0%	!	
Insurance Expenses	788	526	526	(0)	(0.0%)	×	
Internal Allocations Total	264,488	170,609	149,627	20,981	12.3%	✓	
Internal Recovery Total	0	0	0	0	0.0%	!	
Operating Project Expenditure Total	0	0	0	0	0.0%	!	
Total Expenditure	993,489	511,339	544,974	(33,636)	(6.6%)	×	
Net Operating Surplus (Deficit)	(993,489)	(511,339)	(544,974)	(33,636)	(6.6%)	×	
Total Capital Project Expenditure	0	0	0	0	0.0%	!	
Marketing							
Operating Revenue Total	0	0	0	0	0.0%	!	
Core Service Expenditure Total	684,252	492,038	470,360	21,679	4.4%	✓	
Employee Costs	456,522	300,590	297,592	2,998	1.0%	✓	
Materials and Contracts	215,000	182,954	164,603	18,351	10.0%	✓	Variance related to the commencement of a consumer deep dive focus group currently in progress.
Insurance Expenses	12,230	8,161	8,164	(3)	(0.0%)	×	
Other Expenditure	500	333	0	333	100.0%	✓	
Internal Allocations Total	215,670	139,994	142,841	(2,847)	(2.0%)	×	
Internal Recovery Total	0	0	0	0	0.0%	!	
Operating Project Expenditure Total	947,000	796,252	867,728	(71,476)	(9.0%)	×	
City of Perth Parking Campaigns	0	0	(0)	0	0.0%	!	
Winter Festival	0	0	8,678	(8,678)	0.0%	!	Delayed invoicing by suppliers for the 21/22 transactions for Winter festival.
Heritage Perth Weekend	0	0	145	(145)	0.0%	!	
City of Light Brand Roll Out	947,000	796,252	858,906	(62,654)	(7.9%)	×	Additional funding approved as part of budget review to be appropriately phased over the remainder of the project.
Events Campaigns	0	0	0	0	0.0%	!	
Total Expenditure	1,846,922	1,428,284	1,480,929	(52,645)	(3.7%)	×	
Net Operating Surplus (Deficit)	(1,846,922)	(1,428,284)	(1,480,929)	(52,645)	(3.7%)	×	

Figures in this view include all Internal Allocations and Internal Recoveries

Detail	Revised Annual Budget	YTD Budget	YTD Actual	YTD Budget Variance \$	YTD Budget Variance %	Budget Impact	Comments on Material Variances Identified - by Service
Total Capital Project Expenditure	0	0	0	0	0.0%	!	
Council Affairs							
Operating Revenue Total	305	305	1,364	1,059	347.1%	✓	
Other Revenue	0	0	1,364	1,364	0.0%	!	Council of Capital City Lord Mayors contribution received.
Profit On Asset Disp	305	305	0	(305)	(100.0%)	✗	
Core Service Expenditure Total	1,763,563	1,187,707	1,007,598	180,110	15.2%	✓	
Employee Costs	904,156	601,144	469,931	131,214	21.8%	✓	Employee vacancies.
Materials and Contracts	255,216	175,509	182,667	(7,158)	(4.1%)	✗	
Depreciation	3,036	2,024	2,017	7	0.3%	✓	
Insurance Expenses	4,129	3,088	3,089	(1)	(0.0%)	✗	
Other Expenditure	597,026	405,943	349,894	56,049	13.8%	✓	The World Cities Summit in Singapore could not be attended as Council of Capital City Lord Mayors was held during the same period.
Internal Allocations Total	499,538	315,253	327,981	(12,729)	(4.0%)	✗	
Internal Recovery Total	231,847	136,304	182,850	46,546	34.1%	✓	
Operating Project Expenditure Total	198,000	165,000	115,880	49,120	29.8%	✓	
CEO Special Project Consultancy	0	0	1,164	(1,164)	0.0%	!	
Lord Mayor's office refurbishment	18,000	15,000	16,316	(1,316)	(8.8%)	✗	Project in progress with final artwork to be installed.
Freedom of Entry 10th Lighthouse Regiment	30,000	0	0	0	0.0%	!	
Donation for RSL 2023 ANZAC Day Commemorations	150,000	150,000	98,400	51,600	34.4%	✓	The City's cash donation has been made following Council approval with the in-kind contribution to be made in April.
Total Expenditure	2,229,254	1,531,656	1,268,609	263,047	17.2%	✓	
Net Operating Surplus (Deficit)	(2,228,949)	(1,531,351)	(1,267,245)	264,106	17.2%	✓	
Total Capital Project Expenditure	120,647	120,647	40,647	80,000	66.3%	✓	Please refer to the capital project schedule for details

 Corporate Services Alliance Variances by Alliance & Service

28 February - 2023

Attachment C

Figures in this view include all Internal Allocations and Internal Recoveries

Detail	Revised Annual Budget	YTD Budget	YTD Actual	YTD Budget Variance \$	YTD Budget Variance %	Budget Impact	Comments on Material Variances Identified - by Service
Financial Summary - Corporate Services Alliance							
Operating Revenue	107,248,316	105,377,998	107,461,137	2,083,138	2.0%	✓	
Core Service Total Expenditure	24,128,907	15,221,704	16,010,631	(788,927)	(5.2%)	✗	
Internal Allocations Total	4,301,502	2,806,240	3,605,308	(799,068)	(28.5%)	✗	
Internal Recovery Total	27,859,172	18,161,669	18,633,430	471,761	2.6%	✓	
Recoverable works Total	0	0	0	0	0.0%	!	
Operating Project Expenditure Total	331,000	114,060	109,596	4,463	3.9%	✓	
Total Expenditure	902,237	(19,665)	1,092,106	(1,111,771)	(5,653.5%)	✗	
Net Operating Surplus (Deficit)	106,346,079	105,397,663	106,369,031	971,368	0.9%	✓	
Total Capital Project Expenditure	2,803,584	724,648	706,542	18,106	2.5%	✓	

Financial Summary - Services

Corporate Planning and Reporting

Operating Revenue Total	0	0	0	0	0.0%	!	
Core Service Expenditure Total	1,220,966	698,405	511,072	187,333	26.8%	✓	
Employee Costs	1,048,609	690,518	493,840	196,678	28.5%	✓	Employee vacancies.
Materials and Contracts	170,000	6,314	15,658	(9,345)	(148.0%)	✗	Timing variance in the budget. Services review is currently out to market for quotation.
Insurance Expenses	2,357	1,573	1,573	(1)	(0.0%)	✗	
Internal Allocations Total	480,822	312,461	321,146	(8,685)	(2.8%)	✗	
Internal Recovery Total	1,680,842	1,082,575	832,218	(250,357)	(23.1%)	✗	
Operating Project Expenditure Total	36,000	0	0	0	0.0%	!	
External Review of the Complaints Management Framework	36,000	0	0	0	0.0%	!	
Total Expenditure	56,946	(71,709)	0	(71,709)	(100.0%)	✗	
Net Operating Surplus (Deficit)	(56,946)	71,709	0	(71,709)	(100.0%)	✗	
Total Capital Project Expenditure	80,000	40,000	0	40,000	100.0%	✓	Please refer to the capital project schedule for details

Leadership - Corporate Services

Figures in this view include all Internal Allocations and Internal Recoveries

Detail	Revised Annual Budget	YTD Budget	YTD Actual	YTD Budget Variance \$	YTD Budget Variance %	Budget Impact	Comments on Material Variances Identified - by Service
Operating Revenue Total	0	0	0	0	0.0%	!	
Core Service Expenditure Total	748,467	377,193	403,110	(25,917)	(6.9%)	✗	
Employee Costs	657,323	322,802	350,054	(27,252)	(8.4%)	✗	Casual compliance officer requirement is additional to the budget.
Materials and Contracts	35,200	20,571	20,218	353	1.7%	✓	
Utility Charges	50,400	30,120	29,123	997	3.3%	✓	
Insurance Expenses	5,544	3,700	3,701	(2)	(0.0%)	✗	
Other Expenditure	0	0	14	(14)	0.0%	!	
Internal Allocations Total	26,128	16,417	18,141	(1,724)	(10.5%)	✗	
Internal Recovery Total	557,008	360,094	421,251	61,157	17.0%	✓	
Operating Project Expenditure Total	0	0	0	0	0.0%	!	
Total Expenditure	217,587	33,516	0	33,516	100.0%	✓	
Net Operating Surplus (Deficit)	(217,587)	(33,516)	0	33,516	100.0%	✓	
Total Capital Project Expenditure	0	0	0	0	0.0%	!	
Strategic Finance							
Operating Revenue Total	0	0	0	0	0.0%	!	
Core Service Expenditure Total	1,420,184	974,785	896,794	77,991	8.0%	✓	
Employee Costs	1,390,015	952,989	878,031	74,958	7.9%	✓	One vacant position is currently utilised by Procurement services.
Materials and Contracts	5,000	5,000	1,960	3,040	60.8%	✓	
Insurance Expenses	25,169	16,796	16,803	(7)	(0.0%)	✗	
Internal Allocations Total	475,183	309,206	323,150	(13,944)	(4.5%)	✗	
Internal Recovery Total	1,907,513	1,255,632	1,219,944	(35,688)	(2.8%)	✗	
Operating Project Expenditure Total	0	0	0	0	0.0%	!	
Total Expenditure	(12,146)	28,359	0	28,359	100.0%	✓	
Net Operating Surplus (Deficit)	12,146	(28,359)	0	28,359	100.0%	✓	
Total Capital Project Expenditure	0	0	0	0	0.0%	!	

Figures in this view include all Internal Allocations and Internal Recoveries

Detail	Revised Annual Budget	YTD Budget	YTD Actual	YTD Budget Variance \$	YTD Budget Variance %	Budget Impact	Comments on Material Variances Identified - by Service
ICT Services							
Operating Revenue Total	0	0	4,143	4,143	0.0%	!	
Core Service Expenditure Total	13,248,196	8,314,375	8,215,436	98,939	1.2%	✓	
Employee Costs	5,006,235	3,145,435	3,350,631	(205,196)	(6.5%)	✗	Graduate position unbudgeted and transfer of employee cost savings to the GM office.
Materials and Contracts	5,061,880	2,959,646	2,589,568	370,077	12.5%	✓	Consultancy timing variance, ICT network underspent for fibre breakfix, ICT Storage Vxrail maintenance cost starts in April.
Utility Charges	130,000	76,350	78,483	(2,133)	(2.8%)	✗	Savings in telecommunication charges.
Depreciation	2,999,316	2,099,068	2,162,864	(63,796)	(3.0%)	✗	
Insurance Expenses	50,765	33,876	33,890	(14)	(0.0%)	✗	
Internal Allocations Total	695,075	450,590	499,163	(48,573)	(10.8%)	✗	
Internal Recovery Total	13,813,171	8,917,688	8,706,326	(211,361)	(2.4%)	✗	
Operating Project Expenditure Total	0	0	0	0	0.0%	!	
Total Expenditure	130,100	(152,723)	8,272	(160,995)	(105.4%)	✗	
Net Operating Surplus (Deficit)	(130,100)	152,723	(4,129)	(156,852)	(102.7%)	✗	
Total Capital Project Expenditure	2,695,584	684,648	706,542	(21,895)	(3.2%)	✗	Please refer to the capital project schedule for details
Transactional Finance							
Operating Revenue Total	107,238,596	105,375,998	107,455,405	2,079,407	2.0%	✓	
Core Service Expenditure Total	2,283,585	1,589,363	2,449,711	(860,348)	(54.1%)	✗	
Employee Costs	1,727,347	1,197,211	1,172,621	24,590	2.1%	✓	Employee vacancies.
Materials and Contracts	542,407	382,886	371,290	11,596	3.0%	✓	Variance across bank charges, rates notice printing and valuation fees.
Utility Charges	246	201	231	(30)	(14.9%)	✗	
Insurance Expenses	13,585	9,066	9,069	(4)	(0.0%)	✗	
Interest Expense	0	0	13	(13)	0.0%	!	
Loss On Asset Disp	0	0	(4,997)	4,997	0.0%	!	
Loss on Revaluation of Fixed Assets	0	0	901,484	(901,484)	0.0%	!	The performance of Colonial First State was strong in the first two months, September experienced a drop in the market and there has been a continued recovery since.
Internal Allocations Total	1,264,469	823,510	1,516,125	(692,615)	(84.1%)	✗	
Internal Recovery Total	3,577,418	2,408,882	2,993,205	584,323	24.3%	✓	
Operating Project Expenditure Total	0	0	0	0	0.0%	!	
Total Expenditure	(29,364)	3,992	972,632	(968,640)	(24,267.3%)	✗	
Net Operating Surplus (Deficit)	107,267,960	105,372,007	106,482,773	1,110,766	1.1%	✓	
Total Capital Project Expenditure	0	0	0	0	0.0%	!	

Figures in this view include all Internal Allocations and Internal Recoveries

Detail	Revised Annual Budget	YTD Budget	YTD Actual	YTD Budget Variance \$	YTD Budget Variance %	Budget Impact	Comments on Material Variances Identified - by Service
People & Culture							
Operating Revenue Total	6,720	0	0	0	0.0%	!	
Core Service Expenditure Total	3,060,639	1,869,270	2,073,409	(204,139)	(10.9%)	✗	
Employee Costs	2,702,528	1,643,256	1,864,939	(221,682)	(13.5%)	✗	Employee vacancy adjustment, agency staff to cover vacancies, higher staff recruitment costs and recruitment panel expenses.
Materials and Contracts	344,345	216,827	198,888	17,939	8.3%	✓	Consultancy for ER related matter on track, slight overspent in legal fees due to timing variance.
Insurance Expenses	13,766	9,186	9,190	(4)	(0.0%)	✗	
Other Expenditure	0	0	392	(392)	0.0%	!	
Internal Allocations Total	572,619	382,594	428,397	(45,803)	(12.0%)	✗	
Internal Recovery Total	3,359,732	2,191,493	2,501,806	310,312	14.2%	✓	
Operating Project Expenditure Total	200,000	59,264	65,780	(6,516)	(11.0%)	✗	
People and Culture Transformation	200,000	59,264	65,780	(6,516)	(11.0%)	✗	Leadership framework progress payment received, Learning and development framework has progressed and training matrix development is currently underway.
Total Expenditure	473,527	119,635	65,780	53,855	45.0%	✓	
Net Operating Surplus (Deficit)	(466,807)	(119,635)	(65,780)	53,855	45.0%	✓	
Total Capital Project Expenditure	28,000	0	0	0	0.0%	!	Please refer to the capital project schedule for details
Information and Records Management							
Operating Revenue Total	3,000	2,000	1,588	(412)	(20.6%)	✗	
Core Service Expenditure Total	805,630	528,255	506,652	21,603	4.1%	✓	
Employee Costs	715,929	468,040	471,370	(3,330)	(0.7%)	✗	Employee vacancy adjustment.
Materials and Contracts	85,739	57,538	32,766	24,772	43.1%	✓	Timing variance across postage, archive storage costs, assets not capitalised and consultancy.
Insurance Expenses	3,712	2,477	2,478	(1)	(0.0%)	✗	
Other Expenditure	250	200	37	163	81.4%	✓	
Internal Allocations Total	392,960	255,338	232,897	22,441	8.8%	✓	
Internal Recovery Total	1,206,636	795,556	737,943	(57,613)	(7.2%)	✗	
Operating Project Expenditure Total	95,000	54,795	43,816	10,979	20.0%	✓	
Historical Records Disposal Program	95,000	54,795	43,816	10,979	20.0%	✓	Project on track. Timing variance on record disposal costs.
Total Expenditure	86,955	42,832	45,422	(2,590)	(6.0%)	✗	
Net Operating Surplus (Deficit)	(83,955)	(40,832)	(43,834)	(3,001)	(7.4%)	✗	
Total Capital Project Expenditure	0	0	0	0	0.0%	!	

Figures in this view include all Internal Allocations and Internal Recoveries

Detail	Revised Annual Budget	YTD Budget	YTD Actual	YTD Budget Variance \$	YTD Budget Variance %	Budget Impact	Comments on Material Variances Identified - by Service
Workplace, Health & Safety							
Operating Revenue Total	0	0	0	0	0.0%	!	
Core Service Expenditure Total	318,602	201,855	281,849	(79,995)	(39.6%)	✗	
Employee Costs	311,898	197,326	276,775	(79,449)	(40.3%)	✗	Additional position as part of People and Culture transformation not included in the budget.
Materials and Contracts	3,314	2,265	2,811	(545)	(24.1%)	✗	
Insurance Expenses	3,391	2,263	2,264	(1)	(0.0%)	✗	
Internal Allocations Total	54,011	34,917	37,971	(3,055)	(8.7%)	✗	
Internal Recovery Total	396,878	261,600	319,821	58,220	22.3%	✓	
Operating Project Expenditure Total	0	0	0	0	0.0%	!	
Total Expenditure	(24,264)	(24,829)	(0)	(24,829)	(100.0%)	✗	
Net Operating Surplus (Deficit)	24,264	24,829	0	(24,829)	(100.0%)	✗	
Total Capital Project Expenditure	0	0	0	0	0.0%	!	
Procurement and Contract Management							
Operating Revenue Total	0	0	0	0	0.0%	!	
Core Service Expenditure Total	1,022,637	668,204	672,598	(4,394)	(0.7%)	✗	
Employee Costs	953,178	629,233	651,614	(22,381)	(3.6%)	✗	Additional temporary Category Specialist position (funded utilising vacancy savings in Strategic Finance services).
Materials and Contracts	65,000	35,995	18,007	17,988	50.0%	✓	Contract terms and conditions review is in progress, invoicing pending.
Insurance Expenses	4,459	2,976	2,977	(1)	(0.0%)	✗	
Internal Allocations Total	340,234	221,208	228,318	(7,110)	(3.2%)	✗	
Internal Recovery Total	1,359,974	888,149	900,916	12,768	1.4%	✓	
Operating Project Expenditure Total	0	0	0	0	0.0%	!	
Total Expenditure	2,897	1,263	0	1,263	100.0%	✓	
Net Operating Surplus (Deficit)	(2,897)	(1,263)	0	1,263	100.0%	✓	
Total Capital Project Expenditure	0	0	0	0	0.0%	!	

 **Community Development Alliance Variances by Alliance & Service**

28 February - 2023

Attachment C

Figures in this view include all Internal Allocations and Internal Recoveries

Detail Revised Annual Budget YTD Budget YTD Actual YTD Budget Variance \$ YTD Budget Variance % Budget Impact Comments on Material Variances Identified - by Service

Financial Summary - Community Development Alliance

Operating Revenue	5,037,256	3,620,353	3,589,909	(30,444)	(0.8%)	✘
Core Service Total Expenditure	24,267,926	16,098,049	17,130,049	(1,032,000)	(6.4%)	✘
Internal Allocations Total	10,523,897	6,885,147	6,997,419	(112,273)	(1.6%)	✘
Internal Recovery Total	3,512,409	2,338,262	2,275,744	(62,517)	(2.7%)	✘
Recoverable works Total	10,000	10,000	(115,588)	125,588	1255.9%	✔
Operating Project Expenditure Total	14,792,954	9,044,578	9,243,564	(198,987)	(2.2%)	✘
Total Expenditure	46,082,368	29,699,512	30,979,701	(1,280,189)	(4.3%)	✘
Net Operating Surplus (Deficit)	(41,045,113)	(26,079,159)	(27,389,792)	(1,310,632)	(5.0%)	✘
Total Capital Project Expenditure	855,938	625,523	581,079	44,444	7.1%	✔

Financial Summary - Services

Leadership - Community Development

Operating Revenue Total	0	0	0	0	0.0%	!
Core Service Expenditure Total	562,682	369,319	447,708	(78,390)	(21.2%)	✘
Employee Costs	487,693	322,589	394,360	(71,771)	(22.2%)	✘
Materials and Contracts	49,500	31,285	39,152	(7,866)	(25.1%)	✘
Utility Charges	14,990	7,810	6,561	1,249	16.0%	✔
Insurance Expenses	2,999	2,001	2,002	(1)	(0.0%)	✘
Interest Expense	0	0	0	0	0.0%	!
Other Expenditure	7,500	5,634	5,634	0	0.0%	!
Internal Allocations Total	405,276	263,130	246,119	17,011	6.5%	✔
Internal Recovery Total	973,527	637,694	693,100	55,406	8.7%	✔
Operating Project Expenditure Total	0	0	0	0	0.0%	!
Total Expenditure	(5,569)	(5,245)	727	(5,973)	(113.9%)	✘
Net Operating Surplus (Deficit)	5,569	5,245	(727)	(5,973)	(113.9%)	✘
Total Capital Project Expenditure	0	0	0	0	0.0%	!

Vacancy adjustment and salary review outside EBA.
Mainly related to an increase in printing due to stakeholder engagement for James Street closure and subscription to Institute of Public Administration Australia WA.

Figures in this view include all Internal Allocations and Internal Recoveries

Detail	Revised Annual Budget	YTD Budget	YTD Actual	YTD Budget Variance \$	YTD Budget Variance %	Budget Impact	Comments on Material Variances Identified - by Service
Customer Experience							
Operating Revenue Total	120,000	82,257	80,553	(1,704)	(2.1%)	✘	
Fees and Charges	120,000	82,257	80,553	(1,704)	(2.1%)	✘	
Core Service Expenditure Total	2,357,219	1,557,695	1,356,337	201,358	12.9%	✔	
Employee Costs	2,191,266	1,449,838	1,276,142	173,696	12.0%	✔	Mainly related to employee vacancies.
Materials and Contracts	76,483	50,282	26,117	24,165	48.1%	✔	Timing variance for Engage Perth hosted subscription and supply and installation of iCity Kiosk audio system. Favourable variance for adhoc feature lighting contractor work.
Utility Charges	10,458	7,027	6,417	610	8.7%	✔	
Depreciation	44,260	29,466	29,731	(265)	(0.9%)	✘	
Insurance Expenses	23,752	13,749	13,021	729	5.3%	✔	
Other Expenditure	11,000	7,333	4,909	2,424	33.1%	✔	Timing variance of iCity Kiosk expenditure for volunteers.
Internal Allocations Total	1,076,419	698,352	739,204	(40,852)	(5.8%)	✘	
Internal Recovery Total	2,460,843	1,624,502	1,467,506	(156,996)	(9.7%)	✘	
Operating Project Expenditure Total	0	0	0	0	0.0%	!	
Total Expenditure	972,795	631,545	628,035	3,510	0.6%	✔	
Net Operating Surplus (Deficit)	(852,795)	(549,288)	(547,482)	1,806	0.3%	✔	
Total Capital Project Expenditure	0	0	0	0	0.0%	!	
Community Capacity Building							
Operating Revenue Total	0	0	12,000	12,000	0.0%	!	
Other Revenue	0	0	12,000	12,000	0.0%	!	Gratuity payment to City of Perth in appreciation for use of the Shining the Light film.
Core Service Expenditure Total	1,001,174	639,456	417,936	221,519	34.6%	✔	
Employee Costs	920,136	602,451	390,785	211,666	35.1%	✔	Mainly related to employee vacancies.
Materials and Contracts	72,426	31,214	22,381	8,833	28.3%	✔	Advisory group meetings are less frequent.
Utility Charges	194	0	0	0	0.0%	!	
Insurance Expenses	3,803	2,538	2,539	(1)	(0.0%)	✘	
Other Expenditure	4,615	3,252	2,231	1,021	31.4%	✔	
Internal Allocations Total	375,834	242,172	251,028	(8,857)	(3.7%)	✘	
Internal Recovery Total	0	0	0	0	0.0%	!	

Figures in this view include all Internal Allocations and Internal Recoveries

Detail	Revised Annual Budget	YTD Budget	YTD Actual	YTD Budget Variance \$	YTD Budget Variance %	Budget Impact	Comments on Material Variances Identified - by Service
Operating Project Expenditure Total	212,500	57,816	41,882	15,934	27.6%	✓	
Aboriginal Engagement and Advisory Groups	60,000	13,089	8,287	4,802	36.7%	✓	Work has commenced and is on track.
Diversity and Inclusion Advisory Group	20,000	8,656	908	7,748	89.5%	✓	Expenditure has been committed for City of Perth Boorloo Heritage Festival in April.
Access and Inclusion Program	12,500	5,671	2,287	3,384	59.7%	✓	Work has commenced and is on track.
Social needs analysis	120,000	30,400	30,400	0	0.0%	!	Consultant has been engaged and work is progressing.
Total Expenditure	1,589,507	939,443	710,847	228,597	24.3%	✓	
Net Operating Surplus (Deficit)	(1,589,507)	(939,443)	(698,847)	240,597	25.6%	✓	
Total Capital Project Expenditure	0	0	0	0	0.0%	!	
Community Support Services							
Operating Revenue Total	1,002,039	760,198	682,435	(77,763)	(10.2%)	✗	
Fees and Charges	879,788	661,620	578,437	(83,182)	(12.6%)	✗	Unfavourable variance due to Child Care withdrawals and decreased enrolments prior to closure.
Other Revenue	122,252	98,579	103,997	5,419	5.5%	✓	Mainly related to locker hire at Rest Centre and op shop and craft sales at Citiplace Community Centre.
Core Service Expenditure Total	2,959,660	2,053,197	2,748,768	(695,571)	(33.9%)	✗	
Employee Costs	2,088,227	1,496,751	2,154,638	(657,887)	(44.0%)	✗	Mainly related to other employee costs associated with Child Care Centre closing.
Materials and Contracts	659,213	417,787	411,134	6,654	1.6%	✓	
Utility Charges	58,415	35,376	44,267	(8,891)	(25.1%)	✗	Budget for Child Care Centre is in Property Management and Maintenance.
Depreciation	122,900	81,848	117,276	(35,428)	(43.3%)	✗	Budget for Child Care Centre is in Property Management and Maintenance.
Insurance Expenses	19,791	13,321	13,326	(5)	(0.0%)	✗	
Other Expenditure	11,114	8,114	8,127	(13)	(0.2%)	✗	
Internal Allocations Total	1,320,353	895,898	877,059	18,839	2.1%	✓	
Internal Recovery Total	0	0	7,960	7,960	0.0%	!	
Operating Project Expenditure Total	1,081,500	697,518	625,948	71,571	10.3%	✓	
Safe Night Space - Women Only	1,081,500	697,518	625,948	71,571	10.3%	✓	Services on track. Variance is related to timing of invoice.
Total Expenditure	5,361,513	3,646,613	4,243,815	(597,202)	(16.4%)	✗	
Net Operating Surplus (Deficit)	(4,359,473)	(2,886,415)	(3,561,380)	(674,965)	(23.4%)	✗	
Total Capital Project Expenditure	0	0	0	0	0.0%	!	

Figures in this view include all Internal Allocations and Internal Recoveries

Detail	Revised Annual Budget	YTD Budget	YTD Actual	YTD Budget Variance \$	YTD Budget Variance %	Budget Impact	Comments on Material Variances Identified - by Service
Library and Life-long Learning							
Operating Revenue Total	74,792	64,537	80,714	16,177	25.1%	✓	
Fees and Charges	69,792	58,137	65,353	7,215	12.4%	✓	Mainly related to increased hire bookings.
Other Revenue	5,000	6,400	15,362	8,962	140.0%	✓	Favourable variance is due to recoup of employee costs of staff member working one day a week at the State Library.
Core Service Expenditure Total	4,658,571	3,108,715	3,281,190	(172,475)	(5.5%)	✗	
Employee Costs	2,774,661	1,822,674	2,045,620	(222,946)	(12.2%)	✗	Variance is due to a combination of additional hours for customer facing staff to ensure service levels are maintained due to sick leave and city-wide vacancy adjustment.
Materials and Contracts	541,275	360,874	303,349	57,525	15.9%	✓	Mainly related to timing of software licence and purchases of library resources.
Utility Charges	157,627	107,336	112,451	(5,115)	(4.8%)	✗	
Depreciation	1,052,788	701,110	703,529	(2,419)	(0.3%)	✗	
Insurance Expenses	44,983	30,018	30,031	(13)	(0.0%)	✗	
Other Expenditure	87,236	86,703	86,211	492	0.6%	✓	
Internal Allocations Total	1,459,893	953,030	1,024,121	(71,091)	(7.5%)	✗	
Internal Recovery Total	0	0	2,203	2,203	0.0%	!	
Operating Project Expenditure Total	30,348	30,348	30,348	0	0.0%	!	
Services Review	21,700	21,700	21,700	0	0.0%	!	Project completed
Library Software and Hardware Upgrade	8,648	8,648	8,648	0	0.0%	!	Project completed
Total Expenditure	6,148,813	4,092,093	4,333,456	(241,363)	(5.9%)	✗	
Net Operating Surplus (Deficit)	(6,074,020)	(4,027,556)	(4,252,742)	(225,186)	(5.6%)	✗	
Total Capital Project Expenditure	18,000	0	0	0	0.0%	!	Please refer to the capital project schedule for details
Culture and Arts Management							
Operating Revenue Total	165,000	95,000	95,052	52	0.1%	✓	
Operating Grants, Subsidies and Contributions	165,000	95,000	95,000	0	0.0%	!	
Fees and Charges	0	0	52	52	0.0%	!	
Core Service Expenditure Total	1,455,490	931,509	800,213	131,296	14.1%	✓	
Employee Costs	1,116,489	681,170	591,421	89,749	13.2%	✓	Employee vacancies.
Materials and Contracts	324,625	242,890	201,232	41,658	17.2%	✓	Timing of ad-hoc maintenance requirements related to public artworks.
Insurance Expenses	10,876	7,258	7,261	(3)	(0.0%)	✗	
Other Expenditure	3,500	192	300	(108)	(56.6%)	✗	
Internal Allocations Total	569,378	369,935	374,518	(4,583)	(1.2%)	✗	
Internal Recovery Total	0	0	0	0	0.0%	!	

Figures in this view include all Internal Allocations and Internal Recoveries

Detail	Revised Annual Budget	YTD Budget	YTD Actual	YTD Budget Variance \$	YTD Budget Variance %	Budget Impact	Comments on Material Variances Identified - by Service
Operating Project Expenditure Total	279,555	40,602	26,210	14,393	35.4%	✓	
Collections Storage Project	40,000	15,207	13,328	1,879	12.4%	✓	Timing variance of invoice received.
Council Buildings - Art Displays	30,000	21,655	3,256	18,399	85.0%	✓	Foyer exhibition changeover in progress.
Heritage Perth Weekend	209,555	3,741	9,316	(5,576)	(149.1%)	✗	Work has commenced for City of Perth Boorloo Heritage Festival scheduled for April 2023.
Historic Northbridge	0	0	310	(310)	0.0%	!	
Total Expenditure	2,304,424	1,342,047	1,200,941	141,106	10.5%	✓	
Net Operating Surplus (Deficit)	(2,139,424)	(1,247,047)	(1,105,889)	141,158	11.3%	✓	
Total Capital Project Expenditure	224,438	152,053	107,609	44,444	29.2%	✓	Please refer to the capital project schedule for details
Events Management							
Operating Revenue Total	1,830,000	1,278,751	1,274,032	(4,719)	(0.4%)	✗	
Operating Grants, Subsidies and Contributions	1,785,000	1,230,000	1,193,750	(36,250)	(2.9%)	✗	Acquittal report for Auspire funds has been completed.
Fees and Charges	45,000	48,751	80,282	31,531	64.7%	✓	Higher than anticipated number of banner hire applications received for bookings occurring later in the financial year.
Core Service Expenditure Total	1,356,263	879,403	1,038,753	(159,350)	(18.1%)	✗	
Employee Costs	958,783	631,441	772,226	(140,785)	(22.3%)	✗	Reclassification of a position, cost of agency staff and city-wide vacancy adjustment.
Materials and Contracts	277,818	157,109	174,565	(17,455)	(11.1%)	✗	Banner contractor utilised more than previous years.
Utility Charges	1,848	797	440	357	44.8%	✓	
Insurance Expenses	33,121	25,041	25,786	(744)	(3.0%)	✗	
Other Expenditure	84,693	65,015	65,737	(722)	(1.1%)	✗	
Internal Allocations Total	662,815	431,950	434,352	(2,402)	(0.6%)	✗	
Internal Recovery Total	0	0	0	0	0.0%	!	

Figures in this view include all Internal Allocations and Internal Recoveries

Detail	Revised Annual Budget	YTD Budget	YTD Actual	YTD Budget Variance \$	YTD Budget Variance %	Budget Impact	Comments on Material Variances Identified - by Service
Operating Project Expenditure Total	4,884,500	4,446,496	4,678,806	(232,310)	(5.2%)	⊗	
Christmas Concerts (incl. Nativity)	65,000	65,000	68,984	(3,984)	(6.1%)	⊗	Event is complete.
Lunar New Year	50,000	50,000	40,536	9,464	18.9%	⊙	Event is complete and awaiting outstanding supplier invoices.
New Years Eve	190,000	190,000	148,021	41,979	22.1%	⊙	Event is complete.
Australia Day Program	995,000	990,950	1,249,284	(258,334)	(26.1%)	⊗	Event is complete and awaiting outstanding supplier invoices. Overspend is offset against underspend on New Years Eve and City of Lights surplus funding.
Twilights Hawkers Market	20,000	20,000	52,025	(32,025)	(160.1%)	⊗	Event is underway, variance to budget is due to internal charges from Activity Approvals.
Heritage Perth Weekend	0	0	0	0	0.0%	⚠	
City of Lights	1,420,000	1,181,219	1,113,511	67,709	5.7%	⊙	Event is complete and awaiting outstanding supplier invoices.
Christmas Lights Trail	1,730,000	1,678,825	1,742,124	(63,299)	(3.8%)	⊗	Event is complete and supplier invoices are now being settled.
Nyumbi	40,000	40,000	40,000	0	0.0%	⚠	Funds moved from Leveraging and Activation to cover Memorandum of Understanding between WA Museum, Tourism WA and the City.
Leveraging and Activation	184,500	90,501	104,509	(14,008)	(15.5%)	⊗	Timing variance - Scorchers Activation and Djindoon Djenung Partnership.
Neighbourhood Activations	90,000	40,000	20,293	19,707	49.3%	⊙	Events are underway. Orders are being raised for March and April events.
James Street Activation	100,000	100,000	99,518	482	0.5%	⊙	Event has concluded, with funding provided through CBD revitalisation grant from Department of Local Government, Sports and Cultural Industries.
Total Expenditure	6,903,579	5,757,848	6,151,911	(394,062)	(6.8%)	⊗	
Net Operating Surplus (Deficit)	(5,073,579)	(4,479,097)	(4,877,878)	(398,781)	(8.9%)	⊗	
Total Capital Project Expenditure	0	0	0	0	0.0%	⚠	
Sponsorships & Grants							
Operating Revenue Total	0	0	0	0	0.0%	⚠	
Core Service Expenditure Total	645,598	418,448	491,751	(73,303)	(17.5%)	⊗	
Employee Costs	593,735	390,859	462,865	(72,007)	(18.4%)	⊗	Reclassification of a position, cost of agency staff and city-wide vacancy adjustment.
Materials and Contracts	27,364	11,241	12,531	(1,290)	(11.5%)	⊗	Timing variance of external assessor fee and promotional signage.
Insurance Expenses	24,498	16,348	16,355	(7)	(0.0%)	⊗	
Internal Allocations Total	342,859	223,012	230,591	(7,579)	(3.4%)	⊗	
Internal Recovery Total	0	0	0	0	0.0%	⚠	

Figures in this view include all Internal Allocations and Internal Recoveries

Detail	Revised Annual Budget	YTD Budget	YTD Actual	YTD Budget Variance \$	YTD Budget Variance %	Budget Impact	Comments on Material Variances Identified - by Service
Operating Project Expenditure Total	7,900,550	3,574,315	3,622,210	(47,896)	(1.3%)	⊗	
Arts and Cultural Grants	1,177,944	597,500	512,500	85,000	14.2%	✓	Program is closed for submissions and was awarded in August.
Event Sponsorship	1,344,900	1,043,000	1,020,618	22,382	2.1%	✓	Program is closed for submissions and was fully awarded in July and November.
Business Improvement Grants	371,962	85,000	85,000	0	0.0%	!	Program is closed for submissions and was awarded in July.
Economic Development Sponsorship	852,500	434,539	453,539	(19,000)	(4.4%)	⊗	Payments relate to sponsorship awarded across both 2021/22 and 2022/23. Program is closed.
Small Business Grants	289,957	208,853	257,053	(48,200)	(23.1%)	⊗	Safer Spaces Grants awarded in 2021/22, acquittals anticipated 2022/23.
Major Events & Festivals	3,075,000	720,000	720,000	0	0.0%	!	Program is open to applications until the available budget has been expended.
Sustainable Community Grants	220,483	146,928	241,889	(94,960)	(64.6%)	⊗	Payments relate to grants awarded in 2021/22. Program has opened in February.
Venue support	50,000	21,000	13,591	7,409	35.3%	✓	Program is open to applications until the available budget has been expended.
Community Insurance Support Program	50,000	13,110	5,887	7,223	55.1%	✓	Program is open to applications until the available budget has been expended.
Local Activation Grants	467,804	304,384	312,134	(7,750)	(2.5%)	⊗	Payments relate to sponsorship awarded across both 2021/22 and 2022/23. Program is closed for submissions and is fully allocated.
Total Expenditure	8,889,007	4,215,775	4,344,553	(128,779)	(3.1%)	⊗	
Net Operating Surplus (Deficit)	(8,889,007)	(4,215,775)	(4,344,553)	(128,779)	(3.1%)	⊗	
Total Capital Project Expenditure	0	0	0	0	0.0%	!	
Community Safety							
Operating Revenue Total	81,000	61,227	64,234	3,007	4.9%	✓	
Fees and Charges	54,000	42,763	46,000	3,236	7.6%	✓	
Other Revenue	27,000	18,464	18,235	(229)	(1.2%)	⊗	
Core Service Expenditure Total	5,405,980	3,609,229	3,963,670	(354,441)	(9.8%)	⊗	
Employee Costs	4,070,443	2,680,257	3,181,963	(501,706)	(18.7%)	⊗	Variance is combination of the city wide vacancy adjustment and increased hours to ensure service levels are maintained.
Materials and Contracts	412,758	272,392	215,956	56,436	20.7%	✓	Timing variance for reactive maintenance of on-street CCTV cameras.
Utility Charges	105,893	72,036	46,569	25,467	35.4%	✓	Combination of actual utility charges lower than budget and timing of telephone bills.
Depreciation	783,354	562,170	485,143	77,027	13.7%	✓	
Insurance Expenses	33,032	22,041	25,049	(3,008)	(13.6%)	⊗	
Other Expenditure	500	333	0	333	100.0%	✓	
Loss On Asset Disp	0	0	8,989	(8,989)	0.0%	!	
Internal Allocations Total	2,350,952	1,530,114	1,521,291	8,823	0.6%	✓	
Internal Recovery Total	0	0	794	794	0.0%	!	

Figures in this view include all Internal Allocations and Internal Recoveries

Detail	Revised Annual Budget	YTD Budget	YTD Actual	YTD Budget Variance \$	YTD Budget Variance %	Budget Impact	Comments on Material Variances Identified - by Service
Operating Project Expenditure Total	404,000	197,482	218,160	(20,678)	(10.5%)	⊗	
Community Safety Patrols	404,000	197,482	218,160	(20,678)	(10.5%)	⊗	Community Safety Patrols continue throughout the city.
Total Expenditure	8,160,932	5,336,825	5,702,327	(365,502)	(6.8%)	⊗	
Net Operating Surplus (Deficit)	(8,079,932)	(5,275,598)	(5,638,093)	(362,495)	(6.9%)	⊗	
Total Capital Project Expenditure	585,500	473,470	473,470	0	0.0%	⚠	Please refer to the capital project schedule for details
Activity Approvals							
Operating Revenue Total	834,412	675,219	743,707	68,488	10.1%	✓	
Fees and Charges	834,412	675,219	743,707	68,488	10.1%	✓	December 2023 Langley Park event application processed in February 2023. Accounting adjustment required to correct timing variance.
Core Service Expenditure Total	1,248,634	819,980	857,957	(37,977)	(4.6%)	⊗	
Employee Costs	1,213,786	798,779	841,243	(42,463)	(5.3%)	⊗	
Materials and Contracts	7,042	4,696	3,972	725	15.4%	✓	
Utility Charges	11,958	5,928	2,162	3,766	63.5%	✓	Late processing of invoices.
Insurance Expenses	15,849	10,576	10,581	(4)	(0.0%)	⊗	
Other Expenditure	0	0	0	0	0.0%	⚠	
Internal Allocations Total	766,723	500,394	496,782	3,612	0.7%	✓	
Internal Recovery Total	52,355	52,297	73,736	21,440	41.0%	✓	
Operating Project Expenditure Total	0	0	0	0	0.0%	⚠	
Total Expenditure	1,963,003	1,268,078	1,281,003	(12,926)	(1.0%)	⊗	
Net Operating Surplus (Deficit)	(1,128,591)	(592,859)	(537,297)	55,562	9.4%	✓	
Total Capital Project Expenditure	0	0	0	0	0.0%	⚠	
Public Health Management							
Operating Revenue Total	712,014	433,982	392,363	(41,619)	(9.6%)	⊗	
Fees and Charges	692,566	415,370	390,757	(24,613)	(5.9%)	⊗	
Other Revenue	2,500	1,664	1,606	(58)	(3.5%)	⊗	
Profit On Asset Disp	16,948	16,948	0	(16,948)	(100.0%)	⊗	
Core Service Expenditure Total	1,853,586	1,214,655	1,188,405	26,250	2.2%	✓	
Employee Costs	1,477,744	972,715	999,882	(27,166)	(2.8%)	⊗	
Materials and Contracts	354,071	227,350	175,111	52,238	23.0%	✓	Timing variance - health premises inspections and pest control program to commence shortly.
Utility Charges	1,746	1,232	60	1,172	95.1%	✓	Timing and actual telecommunication charges lower than budgeted.
Depreciation	8,256	5,504	5,494	10	0.2%	✓	
Insurance Expenses	11,769	7,854	7,857	(3)	(0.0%)	⊗	
Internal Allocations Total	809,081	527,175	522,373	4,802	0.9%	✓	
Internal Recovery Total	2,900	1,796	4,448	2,652	147.7%	✓	

Figures in this view include all Internal Allocations and Internal Recoveries

Detail	Revised Annual Budget	YTD Budget	YTD Actual	YTD Budget Variance \$	YTD Budget Variance %	Budget Impact	Comments on Material Variances Identified - by Service
Operating Project Expenditure Total	0	0	0	0	0.0%	!	
Total Expenditure	2,659,767	1,740,035	1,706,330	33,705	1.9%	✓	
Net Operating Surplus (Deficit)	(1,947,753)	(1,306,053)	(1,313,967)	(7,914)	(0.6%)	✗	
Total Capital Project Expenditure	28,000	0	0	0	0.0%	!	Please refer to the capital project schedule for details
Community Facilities							
Operating Revenue Total	217,999	169,181	164,820	(4,361)	(2.6%)	✗	
Fees and Charges	216,651	168,881	164,671	(4,210)	(2.5%)	✗	
Other Revenue	1,348	300	148	(152)	(50.6%)	✗	
Core Service Expenditure Total	763,070	496,445	537,361	(40,916)	(8.2%)	✗	
Employee Costs	435,833	282,512	316,496	(33,985)	(12.0%)	✗	Variance is due to a combination of city-wide vacancy adjustment and additional hours for customer facing staff to ensure service levels are maintained for events.
Materials and Contracts	63,411	38,029	36,146	1,883	5.0%	✓	
Utility Charges	43,081	27,411	26,775	636	2.3%	✓	
Depreciation	202,274	134,676	144,155	(9,479)	(7.0%)	✗	
Insurance Expenses	13,940	9,302	9,306	(4)	(0.0%)	✗	
Other Expenditure	4,531	4,514	4,481	33	0.7%	✓	
Internal Allocations Total	384,312	249,984	279,980	(29,996)	(12.0%)	✗	
Internal Recovery Total	22,784	21,973	25,997	4,024	18.3%	✓	
Operating Project Expenditure Total	0	0	0	0	0.0%	!	
Total Expenditure	1,124,598	724,455	791,343	(66,888)	(9.2%)	✗	
Net Operating Surplus (Deficit)	(906,600)	(555,274)	(626,524)	(71,250)	(12.8%)	✗	
Total Capital Project Expenditure	0	0	0	0	0.0%	!	

 **Planning and Economic Development Alliance Variances by Alliance & Service**










28 February - 2023

Attachment C

Detail	Revised Annual Budget	YTD Budget	YTD Actual	YTD Budget Variance \$	YTD Budget Variance %	Budget Impact	Comments on Material Variances Identified - by Service
--------	-----------------------	------------	------------	------------------------	-----------------------	---------------	--















Figures in this view include all Internal Allocations and Internal Recoveries

Financial Summary - Planning and Economic Development Alliance

Operating Revenue	1,002,602	723,145	706,481	(16,664)	(2.3%)		
Core Service Total Expenditure	10,444,545	6,737,783	5,846,461	891,322	13.2%		
Internal Allocations Total	5,155,881	3,365,465	3,384,503	(19,038)	(0.6%)		
Internal Recovery Total	826,875	542,608	526,368	(16,240)	(3.0%)		
Recoverable works Total	0	0	0	0	0.0%		
Operating Project Expenditure Total	1,455,500	615,920	258,308	357,612	58.1%		
Total Expenditure	16,229,051	10,176,560	8,962,904	1,213,656	11.9%		
Net Operating Surplus (Deficit)	(15,226,449)	(9,453,415)	(8,256,423)	1,196,992	12.7%		
Total Capital Project Expenditure	1,228,020	457,705	383,623	74,083	16.2%		

Financial Summary - Services

Leadership - Planning and Economic Development

Operating Revenue Total	0	0	0	0	0.0%		
Core Service Expenditure Total	472,431	311,882	313,439	(1,558)	(0.5%)		
Employee Costs	424,182	280,655	285,540	(4,885)	(1.7%)		
Materials and Contracts	32,500	21,667	20,856	811	3.7%		
Utility Charges	12,021	7,073	5,356	1,717	24.3%		
Insurance Expenses	2,528	1,687	1,687	(1)	(0.0%)		
Other Expenditure	1,200	800	0	800	100.0%		
Internal Allocations Total	354,386	230,689	210,850	19,839	8.6%		
Internal Recovery Total	826,875	542,608	524,286	(18,321)	(3.4%)		
Operating Project Expenditure Total	25,000	15,000	0	15,000	100.0%		
Strategic Plan for Perth	25,000	15,000	0	15,000	100.0%		Currently awaiting clarity of scope from the State Government.
Total Expenditure	24,942	14,963	2	14,960	100.0%		
Net Operating Surplus (Deficit)	(24,942)	(14,963)	(2)	14,960	100.0%		
Total Capital Project Expenditure	0	0	0	0	0.0%		

Figures in this view include all Internal Allocations and Internal Recoveries

Detail	Revised Annual Budget	YTD Budget	YTD Actual	YTD Budget Variance \$	YTD Budget Variance %	Budget Impact	Comments on Material Variances Identified - by Service
City Future							
Operating Revenue Total	0	0	0	0	0.0%	!	
Core Service Expenditure Total	182,256	120,478	127,869	(7,391)	(6.1%)	✘	
Employee Costs	176,275	116,488	125,078	(8,590)	(7.4%)	✘	
Materials and Contracts	1,800	1,200	0	1,200	100.0%	✔	
Insurance Expenses	4,181	2,790	2,792	(1)	(0.0%)	✘	
Internal Allocations Total	81,447	53,040	52,926	114	0.2%	✔	
Internal Recovery Total	0	0	0	0	0.0%	!	
Operating Project Expenditure Total	0	0	0	0	0.0%	!	
Total Expenditure	263,703	173,518	180,795	(7,276)	(4.2%)	✘	
Net Operating Surplus (Deficit)	(263,703)	(173,518)	(180,795)	(7,276)	(4.2%)	✘	
Total Capital Project Expenditure	0	0	0	0	0.0%	!	
City Planning							
Operating Revenue Total	50,000	25,000	0	(25,000)	(100.0%)	✘	
Operating Grants, Subsidies and Contributions	50,000	25,000	0	(25,000)	(100.0%)	✘	
Core Service Expenditure Total	1,691,111	1,098,792	953,301	145,491	13.2%	✔	
Employee Costs	1,594,980	1,049,596	915,331	134,265	12.8%	✔	Employee vacancies.
Materials and Contracts	81,900	39,700	28,537	11,163	28.1%	✔	Timing variance for subscriptions.
Insurance Expenses	14,131	9,430	9,434	(4)	(0.0%)	✘	
Other Expenditure	100	67	0	67	100.0%	✔	
Internal Allocations Total	939,696	611,271	603,213	8,058	1.3%	✔	
Internal Recovery Total	0	0	0	0	0.0%	!	
Operating Project Expenditure Total	867,500	507,920	202,558	305,361	60.1%	✔	
Local Planning Scheme No. 3	577,500	344,060	191,178	152,881	44.4%	✔	Majority of budget committed for heritage and character area work, with monthly progress instalments. Consultant work also progressing to determine extent of variations required to Residential Design Codes within the city. Consultant brief being drafted for economic advice.
CPS2 Amendment 46 and LPS26 Amendment 4	0	0	0	0	0.0%	!	Consultants appointed to prepare the Infrastructure and Service Strategy; Transport Impact Assessment Report; Parking Management Study; and Local Water Management Strategy. The City will request quotes this financial year to appoint a consultant to prepare the Precinct Structure Plan. The City has committed \$127K for the preparation of the Technical Studies. Spending is contingent on the satisfactory delivery of project milestones for each technical study. Non-committed funds will be attributed to the appointment of a consultant to prepare the Precinct Plan proper.
UWA QEII Precinct Plan	250,000	163,860	11,380	152,480	93.1%	✔	
CPS 2 Amendment No. 41-Northbridge SEP, Noise Attenuation	40,000	0	0	0	0.0%	!	
Total Expenditure	3,498,307	2,217,984	1,759,073	458,911	20.7%	✔	
Net Operating Surplus (Deficit)	(3,448,307)	(2,192,984)	(1,759,073)	433,911	19.8%	✔	
Total Capital Project Expenditure	0	0	0	0	0.0%	!	
Development Approvals							

Figures in this view include all Internal Allocations and Internal Recoveries

Detail	Revised Annual Budget	YTD Budget	YTD Actual	YTD Budget Variance \$	YTD Budget Variance %	Budget Impact	Comments on Material Variances Identified - by Service
Operating Revenue Total	405,102	264,649	298,510	33,862	12.8%	✓	
Fees and Charges	400,000	259,547	298,510	38,964	15.0%	✓	Two development applications of significant value received in February.
Profit On Asset Disp	5,102	5,102	0	(5,102)	(100.0%)	✗	Timing variance for replacement fleet and plant.
Core Service Expenditure Total	1,388,074	912,446	776,000	136,447	15.0%	✓	
Employee Costs	1,317,893	865,844	746,843	119,001	13.7%	✓	Employee vacancies.
Materials and Contracts	63,740	42,304	23,923	18,381	43.4%	✓	Timing variance related to payment of invoices for members of Design Review Panel.
Insurance Expenses	6,342	4,232	5,234	(1,002)	(23.7%)	✗	
Other Expenditure	100	67	0	67	100.0%	✓	
Internal Allocations Total	929,646	615,497	612,939	2,558	0.4%	✓	
Internal Recovery Total	0	0	1,862	1,862	0.0%	!	
Operating Project Expenditure Total	0	0	0	0	0.0%	!	
Total Expenditure	2,317,720	1,527,943	1,387,076	140,867	9.2%	✓	
Net Operating Surplus (Deficit)	(1,912,618)	(1,263,295)	(1,088,566)	174,729	13.8%	✓	
Total Capital Project Expenditure	0	0	0	0	0.0%	!	Please refer to the capital project schedule for details
Building Approvals							
Operating Revenue Total	547,500	433,496	407,970	(25,526)	(5.9%)	✗	
Fees and Charges	540,000	425,336	404,243	(21,093)	(5.0%)	✗	Estimated value of works for applications received February was low.
Other Revenue	7,500	8,160	3,727	(4,433)	(54.3%)	✗	Building and Construction Industry Training Fund (BCITF) related income dependant on volume of applications.
Core Service Expenditure Total	1,251,199	827,484	778,574	48,910	5.9%	✓	
Employee Costs	1,189,452	785,280	744,838	40,442	5.2%	✓	Employee vacancies.
Materials and Contracts	55,320	37,915	29,512	8,403	22.2%	✓	Timing related variance for offsite documentation storage.
Insurance Expenses	6,328	4,223	4,224	(2)	(0.0%)	✗	
Other Expenditure	100	67	0	67	100.0%	✓	
Internal Allocations Total	608,887	401,932	409,697	(7,764)	(1.9%)	✗	
Internal Recovery Total	0	0	220	220	0.0%	!	
Operating Project Expenditure Total	0	0	0	0	0.0%	!	
Total Expenditure	1,860,086	1,229,416	1,188,051	41,366	3.4%	✓	
Net Operating Surplus (Deficit)	(1,312,586)	(795,920)	(780,080)	15,840	2.0%	✓	
Total Capital Project Expenditure	0	0	0	0	0.0%	!	

Figures in this view include all Internal Allocations and Internal Recoveries

Detail	Revised Annual Budget	YTD Budget	YTD Actual	YTD Budget Variance \$	YTD Budget Variance %	Budget Impact	Comments on Material Variances Identified - by Service
Transport and Urban Design							
Operating Revenue Total	0	0	0	0	0.0%	!	
Core Service Expenditure Total	2,623,470	1,722,153	1,376,916	345,238	20.0%	✓	
Employee Costs	2,402,410	1,582,639	1,266,969	315,670	19.9%	✓	Employee vacancies.
Materials and Contracts	201,890	126,723	97,153	29,570	23.3%	✓	3D software data optimisation and updates to take place in April. Transport modelling is undertaken on an ad hoc basis as and when requirements arise.
Depreciation	2,976	1,984	1,982	2	0.1%	✓	
Insurance Expenses	16,194	10,807	10,811	(5)	(0.0%)	✗	
Internal Allocations Total	1,290,049	834,260	849,726	(15,466)	(1.9%)	✗	
Internal Recovery Total	0	0	0	0	0.0%	!	
Operating Project Expenditure Total	360,000	5,000	15,271	(10,271)	(205.4%)	✗	
Playground Design Program	0	0	2,041	(2,041)	0.0%	!	Late invoice from prior year.
Transport Strategy	5,000	5,000	4,545	455	9.1%	✓	
East End Revitalisation Road Safety Audit responses	35,000	0	0	0	0.0%	!	In principle agreement from Main Roads WA. Drawings submitted to Main Roads for approval.
Perth Parking Management Act Review	100,000	0	0	0	0.0%	!	Currently considering report from Auditor General.
Claisebrook Cove - Public Realm Rectification Plan	200,000	0	8,280	(8,280)	0.0%	!	Community consultation was completed for the jetty structures. Draft ideas plan received.
Roe Street Enhancement (Fitzgerald to Beaufort) - post const	20,000	0	0	0	0.0%	!	Safety audit will be undertaken when construction is finished (likely in April 2023).
Entry Statements	0	0	404	(404)	0.0%	!	Non-capital catering costs for Elders' consultation session.
Total Expenditure	4,273,519	2,561,413	2,241,913	319,501	12.5%	✓	
Net Operating Surplus (Deficit)	(4,273,519)	(2,561,413)	(2,241,913)	319,501	12.5%	✓	
Total Capital Project Expenditure	1,142,000	371,685	323,673	48,012	12.9%	✓	Please refer to the capital project schedule for details
Economic Development							
Operating Revenue Total	0	0	0	0	0.0%	!	
Core Service Expenditure Total	2,305,068	1,394,402	1,236,383	158,018	11.3%	✓	
Employee Costs	1,642,417	1,080,826	948,672	132,154	12.2%	✓	Employee vacancies.
Materials and Contracts	650,000	305,133	235,421	69,712	22.8%	✓	Timing variance, investment and attraction and economic modelling initiatives underway. International engagement budget utilised for World Energy Cities Partnership (WECP) travel in other expenditure. Chamber of Commerce and Industry WA bounce back program has not received registrations recently contributing to underspend.
Insurance Expenses	12,651	8,442	8,446	(4)	(0.0%)	✗	
Other Expenditure	0	0	43,844	(43,844)	0.0%	!	World Energies Cities partnership Denmark travel expenses.
Internal Allocations Total	758,575	493,450	518,850	(25,400)	(5.1%)	✗	
Internal Recovery Total	0	0	0	0	0.0%	!	

Figures in this view include all Internal Allocations and Internal Recoveries

Detail	Revised Annual Budget	YTD Budget	YTD Actual	YTD Budget Variance \$	YTD Budget Variance %	Budget Impact	Comments on Material Variances Identified - by Service
Operating Project Expenditure Total	80,000	55,000	8,418	46,582	84.7%	✓	
Place and Economic Analytics	0	0	0	(0)	0.0%	!	
Technology Action Plan	80,000	55,000	6,818	48,182	87.6%	✓	Facilitator appointed, engagement scheduled to occur in February.
Smart Cities - Data Hub Phase 2 Ops	0	0	1,600	(1,600)	0.0%	!	
Total Expenditure	3,143,643	1,942,852	1,763,652	179,200	9.2%	✓	
Net Operating Surplus (Deficit)	(3,143,643)	(1,942,852)	(1,763,652)	179,200	9.2%	✓	
Total Capital Project Expenditure	86,020	86,020	59,950	26,070	30.3%	✓	Please refer to the capital project schedule for details
Sustainability							
Operating Revenue Total	0	0	0	0	0.0%	!	
Core Service Expenditure Total	530,935	350,145	283,979	66,166	18.9%	✓	Employee vacancies.
Employee Costs	530,935	350,145	283,979	66,166	18.9%	✓	
Internal Allocations Total	193,195	125,326	126,303	(977)	(0.8%)	✗	
Internal Recovery Total	0	0	0	0	0.0%	!	
Operating Project Expenditure Total	123,000	33,000	32,061	939	2.8%	✓	
Nabers Energy Rating and reporting for Council House	8,000	8,000	6,177	1,823	22.8%	✓	Assessment complete. Report due next month.
Sustainability Strategy Implementation Plan	65,000	0	12,137	(12,137)	0.0%	!	Internal workshops complete, managers to confirm commitments. Sustainable Cities assessment in progress with next years options report to be provided imminently.
Integrated Water Management Plan	50,000	25,000	13,747	11,253	45.0%	✓	Workshops complete, draft report in development.
Total Expenditure	847,130	508,471	442,343	66,128	13.0%	✓	
Net Operating Surplus (Deficit)	(847,130)	(508,471)	(442,343)	66,128	13.0%	✓	
Total Capital Project Expenditure	0	0	0	0	0.0%	!	

 **Infrastructure and Operations Alliance Variances by Alliance & Service**

28 February - 2023

Attachment C

Detail	Revised Annual Budget	YTD Budget	YTD Actual	YTD Budget Variance \$	YTD Budget Variance %	Budget Impact	Comments on Material Variances Identified - by Service
--------	-----------------------	------------	------------	------------------------	-----------------------	---------------	--

Figures in this view include all Internal Allocations and Internal Recoveries

Financial Summary - Infrastructure and Operations Alliance

Operating Revenue	11,281,649	10,516,050	10,863,647	347,597	3.3%	✓	
Core Service Total Expenditure	56,250,452	37,013,805	36,528,587	485,218	1.3%	✓	
Internal Allocations Total	26,157,015	17,320,687	17,743,857	(423,170)	(2.4%)	✗	
Internal Recovery Total	19,210,763	12,740,319	13,214,478	474,158	3.7%	✓	
Recoverable works Total	(26,947)	(26,947)	(42,733)	15,786	(58.6%)	✗	
Operating Project Expenditure Total	2,310,085	1,710,370	1,767,123	(56,753)	(3.3%)	✗	
Total Expenditure	65,479,842	43,277,596	42,782,357	495,238	1.1%	✓	
Net Operating Surplus (Deficit)	(54,198,193)	(32,761,546)	(31,918,710)	842,836	2.6%	✓	
Total Capital Project Expenditure	52,387,125	19,298,147	19,466,944	(168,797)	(0.9%)	✗	

Financial Summary - Services

Engineering and Design

Operating Revenue Total	6,121	0	0	0	0.0%	!	
Profit On Asset Disp	6,121	0	0	0	0.0%	!	
Core Service Expenditure Total	1,237,670	771,211	660,295	110,916	14.4%	✓	
Employee Costs	942,176	619,959	615,538	4,421	0.7%	✓	
Materials and Contracts	288,500	146,902	41,604	105,298	71.7%	✓	No requirement for HVAC and infrastructure server maintenance to date.
Utility Charges	2,726	1,501	303	1,198	79.8%	✓	
Insurance Expenses	4,268	2,848	2,850	(1)	(0.0%)	✗	
Internal Allocations Total	547,392	354,587	358,925	(4,338)	(1.2%)	✗	
Internal Recovery Total	0	0	0	0	0.0%	!	
Operating Project Expenditure Total	0	0	0	0	0.0%	!	
Total Expenditure	1,785,062	1,125,798	1,019,220	106,578	9.5%	✓	
Net Operating Surplus (Deficit)	(1,778,941)	(1,125,798)	(1,019,220)	106,578	9.5%	✓	
Total Capital Project Expenditure	28,000	0	30,155	(30,155)	0.0%	!	Please refer to the capital project schedule for details

Figures in this view include all Internal Allocations and Internal Recoveries

Detail	Revised Annual Budget	YTD Budget	YTD Actual	YTD Budget Variance \$	YTD Budget Variance %	Budget Impact	Comments on Material Variances Identified - by Service
Leadership - Infrastructure and Operations							
Operating Revenue Total	0	0	0	0	0.0%	!	
Core Service Expenditure Total	511,160	323,488	391,847	(68,358)	(21.1%)	✗	
Employee Costs	425,052	278,596	358,719	(80,123)	(28.8%)	✗	Resource required for Elizabeth Quay asset handover and review.
Materials and Contracts	66,150	35,362	27,027	8,336	23.6%	✓	Timing variance related to printing and postage expenditure.
Utility Charges	9,395	4,765	2,821	1,944	40.8%	✓	
Insurance Expenses	3,063	2,044	2,045	(1)	(0.0%)	✗	
Other Expenditure	7,500	2,721	1,235	1,486	54.6%	✓	Lower travel expenditure requirements to date.
Internal Allocations Total	410,266	266,656	256,109	10,547	4.0%	✓	
Internal Recovery Total	934,497	612,676	647,846	35,170	5.7%	✓	
Operating Project Expenditure Total	530,000	387,248	285,089	102,159	26.4%	✓	
Normalisation of Elizabeth Quay Assets	425,000	282,248	253,078	29,170	10.3%	✓	Timing variance for costs associated with the City engaging a senior specialist consultant to undertake the activities associated with the normalisation (handover) of assets at the specified location. This is a specialist skill set is not available within the City's normal FTE allocation.
Causeway Pedestrian/Cycle bridge	85,000	85,000	28,721	56,279	66.2%	✓	
Waterbank	20,000	20,000	3,290	16,710	83.6%	✓	
Total Expenditure	516,929	364,716	285,198	79,517	21.8%	✓	
Net Operating Surplus (Deficit)	(516,929)	(364,716)	(285,198)	79,517	21.8%	✓	
Total Capital Project Expenditure	0	0	0	0	0.0%	!	
Asset Management							
Operating Revenue Total	0	0	0	0	0.0%	!	
Core Service Expenditure Total	1,084,575	704,127	687,767	16,360	2.3%	✓	
Employee Costs	883,416	581,938	597,021	(15,083)	(2.6%)	✗	Employee departure payments.
Materials and Contracts	194,685	117,868	86,392	31,476	26.7%	✓	Riverbank assessment yet to take place. Street lighting assessment still ongoing.
Utility Charges	0	0	32	(32)	0.0%	!	
Insurance Expenses	6,473	4,320	4,322	(2)	(0.0%)	✗	
Internal Allocations Total	567,301	369,406	365,477	3,929	1.1%	✓	
Internal Recovery Total	0	0	0	0	0.0%	!	
Operating Project Expenditure Total	0	0	0	0	0.0%	!	
Total Expenditure	1,651,876	1,073,533	1,053,244	20,289	1.9%	✓	
Net Operating Surplus (Deficit)	(1,651,876)	(1,073,533)	(1,053,244)	20,289	1.9%	✓	
Total Capital Project Expenditure	0	0	236,980	(236,980)	0.0%	!	Please refer to the capital project schedule for details

Figures in this view include all Internal Allocations and Internal Recoveries

Detail	Revised Annual Budget	YTD Budget	YTD Actual	YTD Budget Variance \$	YTD Budget Variance %	Budget Impact	Comments on Material Variances Identified - by Service
Asset Maintenance							
Operating Revenue Total	185,242	136,749	183,336	46,587	34.1%	✓	
Operating Grants, Subsidies and Contributions	141,296	118,000	157,211	39,211	33.2%	✓	Main roads grant slightly higher than budgeted. One off contribution from Watercorp for prior work undertaken by City of Perth on Royal Street.
Other Revenue	25,000	18,749	26,125	7,376	39.3%	✓	Reimbursed power supply costs transferred from Activity Approvals.
Profit On Asset Disp	18,946	0	0	0	0.0%	!	
Core Service Expenditure Total	25,648,891	17,121,006	16,913,704	207,302	1.2%	✓	
Employee Costs	2,338,847	1,546,094	1,834,261	(288,167)	(18.6%)	✗	Vacant positions filled at higher agency staff rates as well as new position requirements added.
Materials and Contracts	2,484,780	1,322,180	1,326,101	(3,921)	(0.3%)	✗	
Utility Charges	807,256	536,109	530,895	5,214	1.0%	✓	
Depreciation	18,042,771	12,340,732	12,386,608	(45,876)	(0.4%)	✗	
Insurance Expenses	71,123	47,461	48,481	(1,020)	(2.1%)	✗	
Interest Expense	2,829	1,886	2,164	(278)	(14.8%)	✗	
Loss On Asset Disp	1,901,286	1,326,544	785,195	541,349	40.8%	✓	Loss on asset disposal for roads and kerbs lower than budgeted for year to date.
Internal Allocations Total	3,227,559	2,125,730	2,395,201	(269,471)	(12.7%)	✗	
Internal Recovery Total	1,214,816	809,877	1,133,000	323,122	39.9%	✓	
Operating Project Expenditure Total	1,470,000	1,223,038	1,354,743	(131,705)	(10.8%)	✗	
Renewal - Electrical Lighting - Crawley Park Avenue	0	0	4,025	(4,025)	0.0%	!	
Renewal - Electrical Lighting - Hay St (West Perth)	0	0	263	(263)	0.0%	!	
Christmas Decorations	1,470,000	1,223,038	1,350,455	(127,417)	(10.4%)	✗	Final commitments raised for remainder of the project within the full year budget.
Total Expenditure	29,131,634	19,659,897	19,530,648	129,249	0.7%	✓	
Net Operating Surplus (Deficit)	(28,946,392)	(19,523,147)	(19,347,312)	175,836	0.9%	✓	
Total Capital Project Expenditure	1,393,426	528,056	1,214,094	(686,038)	(129.9%)	✗	Please refer to the capital project schedule for details
Project Delivery							
Operating Revenue Total	0	0	0	0	0.0%	!	
Core Service Expenditure Total	1,684,447	1,107,389	1,096,068	11,321	1.0%	✓	
Employee Costs	1,640,800	1,082,650	1,059,260	23,390	2.2%	✓	
Materials and Contracts	33,000	17,635	28,285	(10,651)	(60.4%)	✗	Additional 100 mesh banners purchased.
Utility Charges	320	213	1,628	(1,415)	(663.9%)	✗	
Insurance Expenses	10,328	6,892	6,895	(3)	(0.0%)	✗	
Internal Allocations Total	986,004	646,071	650,221	(4,150)	(0.6%)	✗	
Internal Recovery Total	0	0	0	0	0.0%	!	
Operating Project Expenditure Total	85	85	46,141	(46,057)	(54,440.4%)	✗	
Renewal - Buildings - Toilet/change rooms Langley Park	0	0	2,928	(2,928)	0.0%	!	Reactive painting works.
Renewal - Buildings - Universal Access Improvement	0	0	(122)	122	0.0%	!	
CBD Transport Projects	0	0	29,650	(29,650)	0.0%	!	Operating consultancy expenditure related to capital project - Causeway pedestrian bridge.
Retail Mall Enhancement (B)	85	85	85	0	0.0%	!	Landgate operating expenses for project.
Renewal - Path - Broadway	0	0	7,672	(7,672)	0.0%	!	Operating expenses relating to renewal works.
Renewal - Path - Francis St	0	0	5,928	(5,928)	0.0%	!	Operating expenses related to relocation of tactiles.
Total Expenditure	2,670,536	1,753,545	1,792,431	(38,886)	(2.2%)	✗	
Net Operating Surplus (Deficit)	(2,670,536)	(1,753,545)	(1,792,431)	(38,886)	(2.2%)	✗	

Figures in this view include all Internal Allocations and Internal Recoveries

Detail	Revised Annual Budget	YTD Budget	YTD Actual	YTD Budget Variance \$	YTD Budget Variance %	Budget Impact	Comments on Material Variances Identified - by Service
Total Capital Project Expenditure	46,777,884	17,622,841	16,890,386	732,455	4.2%	✓	Please refer to the capital project schedule for details
Parks and Environment Operations							
Operating Revenue Total	361,694	229,780	246,209	16,429	7.1%	✓	
Operating Grants, Subsidies and Contributions	343,790	229,193	243,877	14,683	6.4%	✓	Contract increase in income for servicing of Heirisson Island and Narrows interchange locations.
Other Revenue	880	587	2,332	1,745	297.5%	✓	Minor work administration cost recoveries.
Profit On Asset Disp	17,024	0	0	0	0.0%	!	
Core Service Expenditure Total	9,597,978	6,409,027	6,375,844	33,183	0.5%	✓	
Employee Costs	5,119,485	3,378,816	3,311,772	67,045	2.0%	✓	
Materials and Contracts	3,022,682	2,090,262	1,842,255	248,007	11.9%	✓	Lower turf renovation, pump and bore maintenance requirements. This was offset by higher programmed tree planting.
Utility Charges	376,724	221,471	265,871	(44,400)	(20.0%)	✗	Higher power requirements across multiple locations.
Depreciation	1,031,197	686,521	729,881	(43,360)	(6.3%)	✗	Higher value of parks and garden assets.
Insurance Expenses	46,889	31,290	33,462	(2,172)	(6.9%)	✗	
Other Expenditure	1,000	667	5,727	(5,060)	(759.1%)	✗	Relates to the Emergency Services Levy charge for various parks locations.
Loss On Asset Disp	0	0	186,876	(186,876)	0.0%	!	Relates to loss on disposals of scrapped assets in parks and gardens and assets at Wellington Square.
Internal Allocations Total	7,187,096	4,770,870	5,111,447	(340,576)	(7.1%)	✗	
Internal Recovery Total	4,932,412	3,288,275	3,154,915	(133,360)	(4.1%)	✗	
Operating Project Expenditure Total	70,000	0	0	0	0.0%	!	
Arborist Assessment of Street/ Carpark Trees	70,000	0	0	0	0.0%	!	Contractor appointed and works to commence.
Total Expenditure	11,922,661	7,891,622	8,332,376	(440,754)	(5.6%)	✗	
Net Operating Surplus (Deficit)	(11,560,967)	(7,661,842)	(8,086,167)	(424,325)	(5.5%)	✗	
Total Capital Project Expenditure	2,423,608	1,046,210	1,060,571	(14,361)	(1.4%)	✗	Please refer to the capital project schedule for details
Fleet and Depot Services							
Operating Revenue Total	104,318	56,329	212,502	156,172	277.2%	✓	
Operating Grants, Subsidies and Contributions	80,000	50,593	49,474	(1,119)	(2.2%)	✗	
Profit On Asset Disp	24,318	5,736	163,028	157,292	2742.2%	✓	Mainly attributed from the sale of a rubbish truck and a road sweeper.
Core Service Expenditure Total	4,746,486	3,105,240	3,326,012	(220,772)	(7.1%)	✗	
Employee Costs	1,270,129	798,255	863,315	(65,060)	(8.2%)	✗	City wide vacancy adjustment is causing an unfavourable variance as the unit is fully staffed.
Materials and Contracts	1,592,445	1,043,396	1,177,077	(133,681)	(12.8%)	✗	Higher fuel and contractor costs partially offset by lower stores and materials requirements.
Utility Charges	61,363	39,219	41,868	(2,649)	(6.8%)	✗	
Depreciation	1,647,552	1,098,191	1,084,861	13,330	1.2%	✓	
Insurance Expenses	146,497	97,678	104,104	(6,426)	(6.6%)	✗	
Other Expenditure	28,500	28,500	36,879	(8,379)	(29.4%)	✗	Emergency services levy charge for the depot was higher than budgeted.
Loss On Asset Disp	0	0	17,908	(17,908)	0.0%	!	Written off vehicle, recovered through insurance.
Internal Allocations Total	1,885,210	1,246,099	1,218,888	27,211	2.2%	✓	
Internal Recovery Total	5,407,880	3,598,450	3,875,071	276,621	7.7%	✓	
Operating Project Expenditure Total	0	0	0	0	0.0%	!	
Total Expenditure	1,223,815	752,889	669,829	83,061	11.0%	✓	
Net Operating Surplus (Deficit)	(1,119,497)	(696,560)	(457,327)	239,233	34.3%	✓	
Total Capital Project Expenditure	70,000	50,050	0	50,050	100.0%	✓	Please refer to the capital project schedule for details

Figures in this view include all Internal Allocations and Internal Recoveries

Detail	Revised Annual Budget	YTD Budget	YTD Actual	YTD Budget Variance \$	YTD Budget Variance %	Budget Impact	Comments on Material Variances Identified - by Service
Waste and Cleaning							
Operating Revenue Total	10,624,274	10,093,191	10,221,600	128,409	1.3%	✓	
Operating Grants, Subsidies and Contributions	0	0	682	682	0.0%	!	
Fees and Charges	10,058,626	9,726,524	9,753,872	27,348	0.3%	✓	
Other Revenue	550,000	366,667	467,046	100,379	27.4%	✓	Container deposit scheme volumes higher than expected.
Profit On Asset Disp	15,648	0	0	0	0.0%	!	
Core Service Expenditure Total	11,739,244	7,472,317	7,077,050	395,267	5.3%	✓	
Employee Costs	7,762,123	4,966,824	4,858,653	108,171	2.2%	✓	
Materials and Contracts	3,803,487	2,451,087	2,162,738	288,349	11.8%	✓	Lower bin purchases than expected, less requirements for high pressure cleaning and also graffiti removal products.
Utility Charges	10,372	7,420	8,663	(1,243)	(16.8%)	✗	
Depreciation	6,660	4,440	4,432	8	0.2%	✓	
Insurance Expenses	63,758	42,546	42,564	(18)	(0.0%)	✗	
Loss On Asset Disp	92,844	0	0	0	0.0%	!	
Internal Allocations Total	11,346,188	7,541,267	7,387,589	153,678	2.0%	✓	
Internal Recovery Total	6,721,157	4,431,041	4,403,645	(27,396)	(0.6%)	✗	
Operating Project Expenditure Total	240,000	100,000	81,150	18,850	18.9%	✓	
Waste Compositional Audit	240,000	100,000	81,150	18,850	18.9%	✓	Final audit completed. Awaiting report and final invoices.
Total Expenditure	16,604,275	10,682,542	10,142,144	540,399	5.1%	✓	
Net Operating Surplus (Deficit)	(5,980,001)	(589,351)	79,456	668,808	113.5%	✓	
Total Capital Project Expenditure	1,694,207	50,990	34,758	16,232	31.8%	✓	Please refer to the capital project schedule for details

 **Commercial Services Alliance Variances by Alliance & Service**

28 February - 2023

Attachment C

Detail	Revised Annual Budget	YTD Budget	YTD Actual	YTD Budget Variance \$	YTD Budget Variance %	Budget Impact	Comments on Material Variances Identified - by Service
Financial Summary - Commercial Services Alliance							
Operating Revenue	77,637,500	51,714,992	51,987,020	272,028	0.5%	✓	
Core Service Total Expenditure	56,438,459	36,459,957	36,613,862	(153,905)	(0.4%)	✗	
Internal Allocations Total	43,483,368	28,512,598	24,463,074	4,049,524	14.2%	✓	
Internal Recovery Total	39,343,725	25,756,903	22,164,803	(3,592,100)	(13.9%)	✗	
Recoverable works Total	0	0	(81,136)	81,136	0.0%	!	
Operating Project Expenditure Total	250,000	90,000	36,809	53,191	59.1%	✓	
Total Expenditure	60,828,102	39,305,652	38,867,805	437,847	1.1%	✓	
Net Operating Surplus (Deficit)	16,809,398	12,409,340	13,119,215	709,875	5.7%	✓	
Total Capital Project Expenditure	1,531,154	926,941	925,941	1,000	0.1%	✓	

Figures in this view include all Internal Allocations and Internal Recoveries

Financial Summary - Services

Property Management

Operating Revenue Total	3,837,604	2,516,733	2,566,575	49,842	2.0%	✓	
Operating Grants, Subsidies and Contributions	594,644	395,137	394,814	(323)	(0.1%)	✗	
Fees and Charges	3,242,961	2,121,596	2,171,761	50,165	2.4%	✓	Affordable Housing rental receipts higher than anticipated.
Core Service Expenditure Total	9,194,962	6,085,352	6,215,455	(130,104)	(2.1%)	✗	
Employee Costs	434,779	285,529	324,249	(38,720)	(13.6%)	✗	New position for Leasing Manager created after budget adoption.
Materials and Contracts	886,120	505,029	491,444	13,584	2.7%	✓	
Utility Charges	358,370	241,418	230,951	10,467	4.3%	✓	
Depreciation	6,963,269	4,635,891	4,764,122	(128,231)	(2.8%)	✗	
Insurance Expenses	94,039	62,754	62,780	(26)	(0.0%)	✗	
Interest Expense	115,547	78,452	78,452	1	0.0%	✓	
Other Expenditure	342,837	276,278	263,458	12,821	4.6%	✓	Favourable variance - Parking bay variation approved by Department of Transport for 36-38 Thomas Street.
Internal Allocations Total	3,069,391	1,995,081	2,227,692	(232,611)	(11.7%)	✗	
Internal Recovery Total	14,580,586	9,720,390	9,720,390	0	0.0%	!	
Operating Project Expenditure Total	50,000	0	145	(145)	0.0%	!	
Commercial Property Deficit/Fitout	50,000	0	0	0	0.0%	!	
87-89 Pier St Commercial Properties Tenancy Upgrade	0	0	145	(145)	0.0%	!	
Total Expenditure	(2,266,233)	(1,639,958)	(1,277,099)	(362,860)	(22.1%)	✗	

Detail	Revised Annual Budget	YTD Budget	YTD Actual	YTD Budget Variance \$	YTD Budget Variance %	Budget Impact	Comments on Material Variances Identified - by Service
Net Operating Surplus (Deficit)	6,103,838	4,156,691	3,843,674	(313,018)	(7.5%)	✘	
Total Capital Project Expenditure	667,223	621,769	621,769	0	0.0%	⚠	Please refer to the capital project schedule for details
Parking Services							
Operating Revenue Total	73,790,545	49,198,259	49,420,196	221,938	0.5%	✔	
Fees and Charges	73,520,500	49,013,888	49,250,524	236,636	0.5%	✔	
Other Revenue	256,235	173,148	169,672	(3,475)	(2.0%)	✘	
Profit On Asset Disp	13,811	11,223	0	(11,223)	(100.0%)	✘	
Core Service Expenditure Total	34,311,807	22,356,314	21,933,362	422,952	1.9%	✔	
Employee Costs	8,222,883	5,411,882	5,386,199	25,683	0.5%	✔	
Materials and Contracts	5,666,435	3,658,795	3,148,992	509,804	13.9%	✔	Consultant's works in progress for new parking meters and app tender evaluation. Requirements for signage/ materials purchases are lower than anticipated.
Utility Charges	858,961	595,480	672,982	(77,502)	(13.0%)	✘	Timing variance due to third party invoicing issues.
Depreciation	1,124,561	766,491	797,630	(31,139)	(4.1%)	✘	
Insurance Expenses	329,685	221,335	219,426	1,909	0.9%	✔	
Other Expenditure	17,240,987	11,125,138	11,124,483	655	0.0%	✔	
Expense Provision	865,794	577,193	577,192	1	0.0%	✔	
Loss On Asset Disp	2,500	0	6,459	(6,459)	0.0%	⚠	
Internal Allocations Total	39,033,806	25,616,907	21,354,179	4,262,728	16.6%	✔	
Internal Recovery Total	13,247,781	8,651,989	4,596,988	(4,055,001)	(46.9%)	✘	
Operating Project Expenditure Total	200,000	90,000	36,664	53,336	59.3%	✔	
City of Perth Parking Campaigns	100,000	60,000	22,784	37,216	62.0%	✔	Campaign to commence in March.
Business case for Replacement of Obsolete Ticket Machines	100,000	30,000	13,880	16,120	53.7%	✔	Tender is currently in progress.
Total Expenditure	60,297,832	39,411,232	38,727,217	684,015	1.7%	✔	
Net Operating Surplus (Deficit)	13,492,713	9,787,027	10,692,980	905,953	9.3%	✔	
Total Capital Project Expenditure	55,630	55,630	54,630	1,000	1.8%	✔	Please refer to the capital project schedule for details

Figures in this view include all Internal Allocations and Internal Recoveries

Detail	Revised Annual Budget	YTD Budget	YTD Actual	YTD Budget Variance \$	YTD Budget Variance %	Budget Impact	Comments on Material Variances Identified - by Service
Figures in this view include all Internal Allocations and Internal Recoveries							
Facility Maintenance							
Operating Revenue Total	9,350	0	248	248	0.0%	!	
Fees and Charges	0	0	153	153	0.0%	!	
Other Revenue	0	0	95	95	0.0%	!	
Profit On Asset Disp	9,350	0	0	0	0.0%	!	
Core Service Expenditure Total	12,492,509	7,749,041	8,161,926	(412,885)	(5.3%)	✗	
Employee Costs	1,551,366	1,021,724	1,042,211	(20,488)	(2.0%)	✗	
Materials and Contracts	6,186,824	3,285,723	3,737,351	(451,628)	(13.7%)	✗	Timing variance - increased reactive building maintenance and improved preventative maintenance program for electrical maintenance.
Utility Charges	377,873	251,218	266,863	(15,645)	(6.2%)	✗	
Depreciation	3,458,556	2,336,223	2,249,645	86,578	3.7%	✓	
Insurance Expenses	117,046	78,107	88,139	(10,033)	(12.8%)	✗	Unfavourable variance is due to insurance claims excess for water and storm damage to lifts and escalators.
Other Expenditure	800,843	776,048	777,717	(1,669)	(0.2%)	✗	
Internal Allocations Total	1,159,679	758,758	764,190	(5,432)	(0.7%)	✗	
Internal Recovery Total	10,855,684	6,951,322	7,427,293	475,972	6.8%	✓	
Operating Project Expenditure Total	0	0	0	0	0.0%	!	
Total Expenditure	2,796,504	1,556,478	1,498,823	57,655	3.7%	✓	
Net Operating Surplus (Deficit)	(2,787,154)	(1,556,478)	(1,498,574)	57,904	3.7%	✓	
Total Capital Project Expenditure	808,300	249,542	249,542	0	0.0%	!	Please refer to the capital project schedule for details
Leadership - Commercial Services							
Operating Revenue Total	0	0	0	0	0.0%	!	
Core Service Expenditure Total	439,181	269,250	303,118	(33,869)	(12.6%)	✗	
Employee Costs	373,731	248,950	283,014	(34,064)	(13.7%)	✗	Position added to workforce establishment following budget setting.
Materials and Contracts	65,450	20,300	19,613	687	3.4%	✓	
Utility Charges	0	0	388	(388)	0.0%	!	
Other Expenditure	0	0	104	(104)	0.0%	!	
Internal Allocations Total	220,492	141,852	117,013	24,839	17.5%	✓	
Internal Recovery Total	659,673	433,202	420,132	(13,070)	(3.0%)	✗	
Operating Project Expenditure Total	0	0	0	0	0.0%	!	
Total Expenditure	0	(22,100)	0	(22,100)	(100.0%)	✗	
Net Operating Surplus (Deficit)	0	22,100	(0)	(22,100)	(100.0%)	✗	
Total Capital Project Expenditure	0	0	0	0	0.0%	!	



Capital Projects Schedule - 28 February 2023

NOTE 30

Attachment D

Detail	Revised Annual Budget	YTD Budget	YTD Actual	YTD Budget Variance \$	YTD Budget Variance %	Budget Impact	Comments on Variances
CEO Alliance							
10248 - PV1 - Medium Panel Vans	40,647	40,647	40,647	0	0%	!	Ute delivered.
10474 - Renewal - ICT - Audio Visual	80,000	80,000	0	80,000	100%	✓	Equipment delivery and installation complete. Cost incorrectly accounted Corporate Service unit.
Total - CEO Alliance	120,647	120,647	40,647	80,000	66%		
Corporate Services Alliance							
10222 - Renewal - ICT - Mobile Phone	30,000	30,000	16,994	13,006	43%	✓	Timing variance, first order of handsets have been delivered. Second order scheduled for delivery prior to end of financial year.
10259 - SS - 4 Cyl Sedan	28,000	0	0	0	0%	!	Order placed with expected delivery April.
10474 - Renewal - ICT - Audio Visual	116,000	62,123	76,813	(14,690)	(24%)	✗	Equipment delivery and installation complete for level 11. Cost incorrectly accounted Corporate Service unit.
10476 - Renewal - ICT - Network	610,000	532,979	532,979	0	0%	!	Desk phones, Firewall Appliances and Edge switches installation complete. Additional budget allocated at the budget review for ICT disaster recovery server.
10595 - Complaints management system	80,000	40,000	0	40,000	100%	✓	Complaints management framework external review and complaint management audit are progressing. A system will be procured pending the outcome of these works.
14433 - Unified Comms Refresh & Replacement Telephone	31,584	31,584	31,584	(0)	(0%)	✗	Project complete.
14434 - Renewal - ICT - Workstation	108,000	27,962	27,962	0	0%	!	Workstations delivered with increased budget approved at budget review for purchase of additional workstations.
14439 - Technology Strategy Implementation – ERP	1,800,000	0	20,210	(20,210)	0%	!	Incorrect cost allocation to be rectified in March. Procurement is underway with major expenses anticipated towards the end of the financial year.
Total - Corporate Services Alliance	2,803,584	724,648	706,542	18,106	2%		
Community Development Alliance							
10194 - Light it up Program	144,438	122,053	95,855	26,198	21%	✓	Timing variance, project delayed scheduled to be completed April.
10259 - SS - 4 Cyl Sedan	28,000	0	0	0	0%	!	Order placed with expected delivery April and May.
10321 - Historic Northbridge	30,000	30,000	11,754	18,246	61%	✓	Project complete with anticipated savings, awaiting final invoices from supplier.
10396 - Art Acquisitions	50,000	0	0	0	0%	!	Scoping of artists underway, current project timelines indicate a partial carry forward.
10401 - Renewal - CCTV - Infrastructure	330,000	225,083	225,083	0	0%	!	RFQ for CCTV pole replacement is on track and scheduled to be installation March.
10467 - Expansion - CCTV	255,500	248,387	248,387	0	0%	!	Project on schedule to be completed March.
10565 - Library Software and Hardware Upgrade	18,000	0	0	0	0%	!	Hardware ordered with anticipated delivery April.
Total - Community Development Alliance	855,938	625,523	581,079	44,444	7%		

Detail	Revised Annual Budget	YTD Budget	YTD Actual	YTD Budget Variance \$	YTD Budget Variance %	Budget Impact	Comments on Variances
Planning and Economic Development Alliance							
10509 - Smart Cities Carbon Neutral Council Pier Street So	86,020	86,020	59,950	26,070	30%	✔	Construction and electrical work completed and tested, awaiting Western Power to connect to the grid.
10515 - Renewal - Street Furniture	20,000	11,685	9,503	2,182	19%	✔	Timing variance, sun lounge installation completed.
10521 - Two way Streets Program Hay and Murray West E	20,000	0	0	0	0%	⚠	Traffic survey scheduled to complete this Financial Year.
10593 - Active Transport / Urban Amenity - Minor Works	40,000	0	1,514	(1,514)	0%	⚠	Furniture procured and installation scheduled with contractor.
10601 - Laneways Refresh Program	150,000	25,000	42,790	(17,790)	(71%)	✘	Timing variance, Consultant undertook a peer review and gap analysis. The report was presented to elected members, who agreed on priorities. The work on "Forgotten space" is anticipated to commence April.
10602 - Dog Parks	167,000	135,000	156,682	(21,682)	(16%)	✘	Timing variance, majority of works complete, awaiting outstanding approval from Mainroads for final works.
10609 - Road Safety & Network Improvement Program - V	30,000	30,000	7,727	22,273	74%	✔	Timing variance, minor infrastructure projects are scheduled to be completed before the end of the Financial year.
10610 - Main Street Enhancement (C)	250,000	90,000	21,690	68,310	76%	✔	Timing variance, contract awarded. Presentation of ideas to elected members scheduled for April.
10621 - Entry Statements	190,000	40,000	41,052	(1,052)	(3%)	✘	Timing variance, based on elected members feedback in February the concept design is to be revised.
10622 - Road Safety & Network Improvement Program - T	100,000	0	5,329	(5,329)	0%	⚠	Project and budget need to be transferred to Infrastructure and Asset team for detailed design.
10623 - Road Safety & Network Improvement Program - V	50,000	0	0	0	0%	⚠	Civil infrastructure works are scheduled to be completed this financial year.
12082 - Two Way Hill Street (St Georges Tce - Wittnoom S	0	0	37,387	(37,387)	0%	⚠	Funds transferred at budget review to the correct stage in the two-way streets program, 12313 - Hay st east Vic ave - Bennett. Expenses incurred are pending transfer.
12313 - 2 way Hay Street (Bennett St to Victoria Ave)	125,000	40,000	0	40,000	100%	✔	Project is on track, traffic modelling and traffic signal design scheduled to be completed by April.
Total - Planning and Economic Development Alliance	1,228,020	457,705	383,623	74,083	16%		
Infrastructure and Operations Alliance							
06830 - Pirate Life Alfresco	25,308	25,308	25,308	0	0%	⚠	Project complete
10002 - Contributed Assets to City of Perth	0	0	236,980	(236,980)	0%	⚠	Public lighting infrastructure transferred from main roads.
10112 - Initial Recognition of Assets	0	0	568,772	(568,772)	0%	⚠	The reconciliation of Gross Pollutant Traps (GPTs) throughout the City to align to the maintenance contract. The GPTs were not in the asset system or had been created as manholes.
10237 - GE - Gully Eductors	596,000	0	0	0	0%	⚠	Order placed and anticipated delivery July 2023.
10247 - MP - Minor Plant	74,500	54,550	0	54,550	100%	✔	Timing variance, delivery of minor plant occurs throughout the year.
10250 - RMO - SP1m Rotary Mower	148,897	148,897	148,897	0	0%	⚠	Mowers delivered in October.
10251 - RM1 - SP 1.2m Rotary Mower	94,240	94,240	94,240	0	0%	⚠	Mowers delivered.
10252 - RM2 - Large Rotary Mowers	116,600	0	0	0	0%	⚠	Delivery scheduled March.
10253 - RS1 - Pavement Sweepers	6,990	6,990	6,990	0	0%	⚠	Sweeper delivered.
10256 - RT1 - Rubbish Truck <12 t GUM	530,083	0	0	0	0%	⚠	Order placed, estimated delivery May.
10257 - RT2 - Rubbish Truck >20t GUM	1,112,134	0	0	0	0%	⚠	Orders placed, estimated delivery March and June.
10259 - SS - 4 Cyl Sedan	28,000	0	0	0	0%	⚠	Order placed, estimated delivery April.
10263 - TU - Tray Top Ute	293,148	90,748	85,316	5,432	6%	✔	Three Utes delivered with balance to be delivered March.
10264 - UC - Crew Cab Ute	29,125	29,125	29,125	0	0%	⚠	Ute delivered.
10265 - UT - Utilities	39,719	37,719	38,477	(758)	(2%)	✘	Vehicle delivered.
10266 - UV - Small Utility Vehicle	34,221	34,221	34,221	0	0%	⚠	Vehicle delivered.
10317 - Renewal - Electrical Lighting - Royal St	2,510,373	1,657,305	1,658,197	(892)	(0%)	✘	Contractor works completed, currently in defects period. Mainroads works are outstanding.
10378 - Renewal - Parks and Landscapes - Bore and Pump:	1,763	1,763	1,763	0	0%	⚠	Project complete.

Detail	Revised Annual Budget	YTD Budget	YTD Actual	YTD Budget Variance \$	YTD Budget Variance %	Budget Impact	Comments on Variances
10381 - Renewal - Buildings - Toilet/change rooms Langley	233,848	233,848	220,496	13,352	6%	✔	Project complete with favourable variance.
10385 - Renewal - Buildings - Fixtures City Station Concourse	540,985	218,315	283,091	(64,776)	(30%)	✘	Timing variance, stage 1 works completed and Stage 2 work commenced.
10387 - Renewal - Buildings - Fixtures Queens Gardens Shopping Centre	768	768	768	0	0%	⚠	Project complete.
10389 - Renewal - Buildings - Toilet Heirisson Island	9,585	1,980	1,980	0	0%	⚠	Project complete.
10391 - Renewal - Buildings - Toilet Narrows Point	6,600	1,620	1,620	0	0%	⚠	Project complete.
10392 - Renewal - Buildings - Toilet Roe St Car Park	470,700	4,900	9,420	(4,520)	(92%)	✘	Contract awarded, scheduled to commence February.
10400 - CBD Transport Projects	5,492,000	469,335	469,335	0	0%	⚠	Majority of Package 1 construction is anticipated to commence in early 2023 & Package 2 concept design is complete. Construction of the Wittenoom st works have been deferred to 23/24 as stakeholders are yet to agree on scope of works.
10402 - Renewal - Roads - William Street	441,303	2,425	2,425	0	0%	⚠	No tender responses - project now requires two contractors to complete different scopes and the project anticipated to commence May.
10408 - Renewal - Roads - East Pde Roundabout	328,132	11,509	11,509	0	0%	⚠	Project scheduled to commence in June.
10409 - Renewal - Roads - Fire Station Open Air Carpark	11,791	11,791	11,791	0	0%	⚠	Project complete.
10418 - Renewal - Riverbank - Vanguard Terrace RVW02/03	127,853	54,171	11,078	43,093	80%	✔	Timing variance, project may be delayed due to the delay of confirmation of riverbank treatment options by DBCA and MRWA.
10419 - Renewal - Electrical Lighting - Hay St - Braithwaite	67,688	46,265	40,437	5,828	13%	✔	Project complete, awaiting final invoices from contractor.
10420 - Renewal - Electrical Lighting - Replace Hook Pole Lamps	151,047	151,047	92,721	58,326	39%	✔	Timing variance, work commenced and scheduled for completion March.
10421 - Renewal - Electrical Lighting - URBI - Northbridge	381,508	118,326	119,113	(788)	(1%)	✘	Timing variance, ordered materials received with works anticipated to commence March.
10422 - Renewal - Electrical Lighting - Claisebrook Cove School	25,847	25,847	0	25,847	100%	✔	Project complete, awaiting invoice from contractor.
10423 - Renewal - Electrical Lighting - Crawley Park Avenue	267,802	56,394	89,986	(33,592)	(60%)	✘	Timing variance, project rescope and on track. Stages 1 & 2 are completed and stages 3 & 4 are anticipated to complete by March
10425 - Renewal - Electrical Lighting - Hay St (West Perth)	1,085,000	251,796	251,796	0	0%	⚠	Works commenced in January and scheduled to be complete by June.
10426 - Renewal - Electrical Lighting - Kings Park Rd	27,343	27,343	84,520	(57,178)	(209%)	✘	Project complete. Variance is due to the accrual of cancelled invoice.
10427 - Renewal - Electrical Lighting - Queens Gardens - Park	62,172	56,268	56,268	0	0%	⚠	Project cancelled as second tender was not able to demonstrate a value for money outcome, balance funds were returned at budget review.
10430 - Renewal - Electrical Lighting - West Perth Lighting	125,872	112,138	112,138	0	0%	⚠	Project complete, contractor is completing defects.
10446 - Renewal - Buildings - Electrical	1,278,888	688,920	688,920	0	0%	⚠	Timing variance, Pier Street and His Majesty car park works completed - Elder Street and Roe street car park works commenced in February.
10447 - Renewal - Buildings - Emergency Works	300,000	267,027	267,137	(110)	(0%)	✘	Timing variance, emergency building works are difficult to estimate.
10450 - Renewal - Buildings - Town Hall	323,000	323,000	325,076	(2,076)	(1%)	✘	Project completed with unfavourable variance
10457 - Renewal - Path - Mounts Bay Rd (Narrows Bridge to	786,478	7,073	7,073	0	0%	⚠	Contract awarded, scheduled to commence March.
10459 - Renewal - Path - Stirling Gardens (Council House)	408,350	0	5,221	(5,221)	0%	⚠	Additional funds approved and works scheduled to commence April.
10460 - Building - Subsidence Renewal - PCEC Carpark	0	0	1,568	(1,568)	0%	⚠	Minor final close-out inspection costs.
10463 - Building - Waterproofing Rectification Works	0	0	175	(175)	0%	⚠	
10468 - Renewal - Playground and Exercise Equipment	500,000	175,514	177,253	(1,739)	(1%)	✘	Project is on track and work commenced in February with anticipated completion April .
10469 - Civil Structure - Bridge Replacement - John Oldhar	411,193	445	445	0	0%	⚠	Contract awarded, kick-off meeting completed and anticipated to commence work in March.
10473 - East Perth Foreshore PSP and Lighting Upgrade Works	366,875	244,073	234,940	9,134	4%	✔	Project completed with anticipated savings and defect liability period until July.
10479 - Landscaping and Hostile Vehicle Incursion Prevention	456,000	1,246	1,246	0	0%	⚠	Contract awarded and works scheduled to commence March.
10485 - Renewal - Parks and Landscapes - Irrigation Program	616,140	328,764	358,195	(29,431)	(9%)	✘	Project is on track, Mardalup park irrigation installation is complete. Switchboard installations complete for Murry Thelma Reserve, Wingfield Avenue and Wellington Square.
10486 - Renewal - Park Furniture	85,000	78,160	79,536	(1,376)	(2%)	✘	Timing variance, installation of benches completed.
10487 - Renewal - Path and Kerb - Kerb Replacement Wellington	21,267	8,614	9,814	(1,200)	(14%)	✘	Additional scope added to the project due to the changes to Western Power pit at PTA bus stop. Western Power is working on the design.
10489 - Pedestrian Crossings Improvement	1,432	1,432	1,432	0	0%	⚠	Project complete.
10507 - Roe Street Enhancement (Fitzgerald to Beaufort)	12,604,949	8,181,206	8,205,349	(24,143)	(0%)	✘	Practical completion achieved for areas 2 to 5 and open to public, Northern verge works in area 7-9 progressing. Additional \$1.3M funding approved by Department of Transport due to project delays and cost escalations, project anticipated to be complete by May.

Detail	Revised Annual Budget	YTD Budget	YTD Actual	YTD Budget Variance \$	YTD Budget Variance %	Budget Impact	Comments on Variances
10513 - Renewal - Street Furniture - Drinking Fountain Prc	65,000	35,433	22,950	12,483	35%	✓	Awaiting installation schedule from contracted plumber. Project expected to be complete April.
10514 - Renewal - Litter Bin Program	255,000	226,437	237,056	(10,619)	(5%)	✗	Project complete with favourable variance.
10516 - Renewal - Electrical Lighting - Adelaide Tce (Benne	706,950	305,058	305,058	0	0%	!	Project is complete, contractor is attending project defects, Mainroads works are outstanding.
10522 - Urban Forest - Tree Infill Program	350,000	101,064	102,448	(1,384)	(1%)	✗	Timing variance, multiple projects have been undertaken under this project and some of them have been delayed or cancelled. Tree planting on hold until commencement of planting period in April.
10527 - Renewal - Roads - R2R James St	9,448	9,448	9,448	0	0%	!	
10534 - Renewal - Stormwater - 118 Adelaide Tce	243,156	0	0	0	0%	!	Works scheduled to commence March.
10541 - Renewal - Tree Hardware	100,000	100,000	83,979	16,021	16%	✓	Timing variance, delivery of hardware received. Tree Hardware renewal works are ongoing in line with tree replacement program.
10542 - Renewal - Riverbank - Heirisson Revetment RVW0	245,600	143,074	36,443	106,631	75%	✓	Timing variance, Consulting with MRWA and DBCA for riverbank treatment options.
10585 - Wayfinding Signage	159,897	73,031	74,309	(1,278)	(2%)	✗	Implementation plan has been finalised and manufacturing scheduled to commence late Feb.
10590 - Community Recycling Hubs	15,000	14,000	3,200	10,800	77%	✓	Timing variance, graphics finalised and three recycling hubs installed at Council House, CDS facility and Operations depot.
10607 - Depot fuel bowser compliance	200,000	55,000	0	55,000	100%	✓	Timing variance, procurement underway and closing March.
10612 - Decorative Lighting (New Projects)	300,000	0	0	0	0%	!	Design complete with construction scheduled April.
10614 - Thomas/Winthrop median island landscape upgra	400,000	0	0	0	0%	!	Order placed and waiting for traffic management plan approval.
10617 - Retail Mall Enhancement (B)	849,915	662,102	325,911	336,192	51%	✓	Timing variance, work commenced in January.
10625 - Renewal - Path - Henry Lawson Walk	8,723	8,232	8,484	(252)	(3%)	✗	Project complete with unfavourable variance.
10627 - Renewal - Stormwater - Victoria Ave	15,198	15,198	16,402	(1,204)	(8%)	✗	Project complete with unfavourable variance.
10628 - Renewal - Path - Broadway	11,113	8,376	0	8,376	100%	✓	Favourable variance, project completed with savings.
10630 - Renewal - Path and Kerb - Nash St	60,000	54,702	57,725	(3,023)	(6%)	✗	Project completed, awaiting final invoices from contractor.
10631 - JH Abrahams Boardwalk / Viewing platform	20,000	0	0	0	0%	!	Project completed, awaiting final invoices from contractor.
10632 - Renewal - Path - Francis St	9,501	0	0	0	0%	!	Project complete with favourable variance.
10633 - Renewal - Stormwater - Eastbrook Tce	33,602	0	20,116	(20,116)	0%	!	Project completed, awaiting final invoices from contractor.
10635 - Renewal - Roads - Fielder Street - Royal Street to f	30,000	1,500	260	1,241	83%	✓	Project complete with reduced scope.
10636 - Renewal - Stormwater - Emerald Tce	41,991	41,991	28,014	13,977	33%	✓	Project completed, awaiting final invoices from contractor.
10637 - Renewal - Stormwater - John St	54,586	54,586	53,265	1,321	2%	✓	Project completed, awaiting final invoices from contractor.
10638 - Renewal - Stormwater - Trafalgar Rd South	35,411	0	29,856	(29,856)	0%	!	Project completed, awaiting final invoices from contractor.
10639 - Renewal - Kerb - Bennett St Replacement	39,739	32,911	25,124	7,787	24%	✓	Project completed, awaiting final invoices from contractor.
10640 - Renewal - Stormwater - Arthur St	54,346	54,346	52,533	1,813	3%	✓	Project completed, awaiting final invoices from contractor.
10642 - Renewal - Stormwater - Regal Pl	38,396	38,396	21,128	17,268	45%	✓	Project completed, awaiting final invoices from contractor.
10643 - Renewal - Buildings - Council House - Staff Floor F	60,000	0	0	0	0%	!	Project cancelled
10644 - Upgrade - Stormwater - Spring St	45,000	45,000	28,407	16,593	37%	✓	Project completed, awaiting final invoices from contractor.
10645 - Renewal - Blue Boat House Timber Stairs	96,000	59,294	39,414	19,880	34%	✓	Works scheduled to be completed in March.
10646 - Renewal - Path - Hill St	60,087	0	0	0	0%	!	Work scheduled to commence in April
10647 - Renewal - Roads - Broadway - Princess Road to Hil	11,552	1,286	1,286	0	0%	!	Project cancelled. Full reconstruction to be scheduled in future year due to discovery of buried tram lines.
10648 - Renewal - Stormwater - Bennett St	60,283	0	54,135	(54,135)	0%	!	Project completed earlier than anticipated, awaiting invoice from contractor.
10649 - Renewal - Roads - Brook St	58,000	58,000	58,413	(413)	(1%)	✗	Project complete
10650 - Renewal - Roads - St Georges Tce - William St Inte	90,000	0	0	0	0%	!	Works scheduled to commence in May.
10651 - Renewal - Path and Kerb - Moore St	123,211	112,444	112,444	0	0%	!	Work commenced and anticipated completion March.
10652 - Renewal - Path and Kerb - Arthur St Upgrade	80,379	0	0	0	0%	!	Design submitted to Mainroads for approval.
10653 - Renewal - Roads - Fitzgerald St - James St to John	68,493	61,744	61,811	(68)	(0%)	✗	Project complete.
10654 - Renewal - Path and Kerb - Horatio St	40,931	40,931	41,939	(1,008)	(2%)	✗	Project complete.
10655 - Renewal - Roads - Park Rd	69,000	69,000	67,039	1,961	3%	✓	Project complete.
10656 - Renewal - Path and Kerb - Pier St Cook St	33,000	0	0	0	0%	!	
10657 - Renewal - Roads - The Avenue	70,000	12,073	63,394	(51,321)	(425%)	✗	Project complete earlier than anticipated with favourable variance.

Detail	Revised Annual Budget	YTD Budget	YTD Actual	YTD Budget Variance \$	YTD Budget Variance %	Budget Impact	Comments on Variances
10659 - Renewal - Roads - MRRG - Monash Ave	141,095	136,000	141,108	(5,108)	(4%)	✘	Project complete.
10660 - Renewal - Roads - Ventnor Ave - Ord St to Richard	127,000	124,791	126,305	(1,514)	(1%)	✘	Project complete earlier than anticipated with favourable variance.
10663 - Ozone Park along Boardwalk	135,000	0	0	0	0%	!	Anticipated to go out to market for quote in March
10664 - Renewal - Kerb - Riverside Dr	50,691	50,691	0	50,691	100%	✓	Works scheduled to commence March.
10665 - Renewal - Roads - MRRG - Wellington St - Milligan	105,000	0	0	0	0%	!	Works scheduled to commence May.
10666 - Renewal - Kerb - Colin Gr Replacement	63,111	60,111	53,753	6,358	11%	✓	Project complete with favourable variance.
10667 - Renewal - Roads - MRRG - Kings Park Rd	132,810	0	0	0	0%	!	Project scheduled to commence in June.
10668 - Renewal - Stormwater - Delhi St	77,148	77,148	58,660	18,488	24%	✓	Project complete, awaiting invoice from contractor
10670 - Renewal - Kerb - Bronte St Replacement	83,806	83,806	74,579	9,227	11%	✓	Project complete with favourable variance.
10671 - Renewal - Kerb - Royal St	144,786	0	0	0	0%	!	Works scheduled to commence March.
10672 - Renewal - Roads - Bellevue Tce	87,000	87,000	80,000	7,000	8%	✓	Project complete with favourable variance.
10676 - Renewal - Roads - Moore Street - Hill Street to Cul	155,000	1,286	1,286	0	0%	!	Works scheduled to commence March.
10677 - Renewal - Roads - Mill St	200,000	11,039	11,039	0	0%	!	Design completed, works scheduled to commence May.
10678 - Renewal - Roads - MRRG - Wellington St - Elder St	167,680	0	0	0	0%	!	Project anticipated to commence May.
10679 - Renewal - Roads - Royal St - Lord St to Hill St	180,000	1,984	1,984	0	0%	!	Project scope changed, work scheduled to commence February and completion may be delayed due to the scope change.
10681 - Renewal - Electrical Lighting - Bellevue Tce & Cliff	205,000	0	0	0	0%	!	Contract awarded, and works anticipated to commence March.
10682 - Renewal - Roads - Winthrop Ave	226,000	373	1,984	(1,611)	(432%)	✘	Timing variance, work anticipated to commence in March.
10683 - Renewal - Roads - Colin St - Richardson St to Hay S	256,000	11,267	11,935	(668)	(6%)	✘	No tender responses - project now requires two contractors to complete different scopes. Work anticipated to commence in April.
10684 - Renewal - Roads - MRRG - Loftus St - Mitchell Fwy	297,419	880	880	0	0%	!	No tender responses - project now requires two contractors to complete different scopes. Work anticipated to commence in May.
10685 - Renewal - Buildings - Compliance Works	415,000	25,606	25,606	0	0%	!	Compliance works projects are on track.
10686 - Renewal - Kerb - Ventnor Ave	146,286	135,000	133,104	1,896	1%	✓	Initially planned works completed and additional works due to scope change are pending.
10687 - Renewal - Roads - R2R Kings Park Rd	420,000	27,971	30,264	(2,292)	(8%)	✘	Timing variance, project is anticipated to commence June.
10688 - Renewal - Roads - Riverside Dr - Plain St to Hill St)	570,000	54,867	54,867	0	0%	!	Timing variance, project scheduled to commence March.
10690 - Building - Forrest Place Green Room Water Ingres	425,000	100,476	454	100,023	100%	✓	Contract awarded for design consultant and contract documents for works scheduled to be completed October.
10691 - Renewal - Buildings - Council House Fountain & Ca	950,000	454	454	0	0%	!	Work commenced and project is on track
10693 - Streetscape Replacement and Upgrade - Parkway	1,000,000	17,481	17,481	0	0%	!	Tender evaluation on progress, anticipated to commence work in March.
10694 - Renewal - Buildings - Condition Survey & Rectifica	1,301,000	48,974	80,550	(31,576)	(64%)	✘	Timing variance, currently 11 Surveys and rectification works are underway. Library lift refurbishment project cancelled and anticipated return of funds.
10695 - Renewal - Claisebrook Riverwall	205,215	157,000	140,352	16,648	11%	✓	Timing variance, project is on track and 80% of work completed.
10702 - Renewal Stormwater -160 Hay St	35,062	35,062	0	35,062	100%	✓	Project completed, awaiting invoices from suppliers.
10706 - Renewal - Path and Kerb - Burt way	10,000	10,000	0	10,000	100%	✓	Project completed through operating budget.
10710 - Replacement Carpark Entry/Exit gates	310,000	0	7,167	(7,167)	0%	!	Design completed for Pier Street car park and tender closing in March. His Majesty's design is underway.
12178 - Mall Safety - Fixed Bollards	748,576	748,576	770,965	(22,390)	(3%)	✘	Project complete with unfavourable variance
12192 - Projects from Lighting Masterplan	0	0	(4,560)	4,560	0%	!	Rectification of previous year expenses
14087 - East End Revitalisation	80,712	5,453	(21,043)	26,496	486%	✓	Accrual reversal from the previous year.
14109 - Bus Stop Replacement	885,844	102,384	153,740	(51,356)	(50%)	✘	Timing variance, contractors are behind their program, Installation is scheduled for April for precincts 1 & 2. The remaining shelters were re-tendered and the contract awarded.
14150 - Christmas Decorations	650,000	20,000	0	20,000	100%	✓	Timing variance, contract awarded and order placed for James St and St. George Terrace.
14154 - Winthrop Avenue/Thomas Street Shared Path	2,200,000	102,521	102,521	0	0%	!	Tender awarded and redesign submitted for review, environment consultant has also been engaged. DoT sent draft grant agreement for review.
14406 - Renewal - Electrical Lighting - Mitigation Old Bunt	112,124	112,124	95,952	16,171	14%	✓	Most of the work completed and anticipated final completion in March.

Detail	Revised Annual Budget	YTD Budget	YTD Actual	YTD Budget Variance \$	YTD Budget Variance %	Budget Impact	Comments on Variances
14424 - Renewal – Stormwater - Various - pit covers	110,435	110,435	110,435	0	0%	!	Project completed
Total - Infrastructure and Operations Alliance	52,387,125	19,298,147	19,466,944	(168,797)	(1%)		
Commercial Services Alliance							
10247 - MP - Minor Plant	1,000	1,000	0	1,000	100%	✓	
10259 - SS - 4 Cyl Sedan	54,630	54,630	54,630	0	0%	!	Vehicle delivered.
10263 - TU - Tray Top Ute	55,104	55,104	55,104	0	0%	!	Vehicle delivered.
10401 - Renewal - CCTV - Infrastructure	644,550	189,822	189,822	0	0%	!	Design work commenced for His Majesty's car park access control gates and the proof of concept and consultancy scope finalised for various car parks. Project is in the tendering/quote process.
10467 - Expansion - CCTV	50,000	30,969	30,969	0	0%	!	Procurement complete, works commenced in February.
10586 - Building - Council House L10 - Commercial Ovens	25,000	0	0	0	0%	!	Order placed and awaiting delivery
10615 - 87-89 Pier St Commercial Properties Tenancy Upg	50,000	4,545	4,545	0	0%	!	Design team has been appointed, stakeholder engagement work completed and anticipated to complete the project by June.
10711 - Carpet Replacement Level 8	60,000	0	0	0	0%	!	Procurement process commenced with delivery scheduled for March.
23432 - Leased Properties	590,870	590,870	590,870	0	0%	!	Accounting treatment for Point Fraser Café lease capitalisation.
Total - Commercial Services Alliance	1,531,154	926,941	925,941	1,000	0%		
Total Expenditure	58,926,468	22,153,612	22,104,776	48,836	0%		



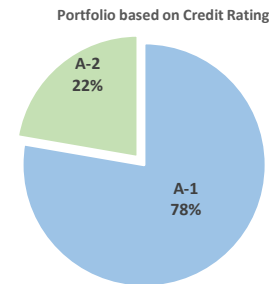
City of Perth Investment Report

Cash Investments

Investment Portfolio Based on Credit Rating

Exposure of the investment portfolio is controlled by restricting the overall investments based on their Credit Rating.

Credit Rating	Weighted Average Interest	Total Invested	Actual Exposure %	Policy Limit	Compliance
A-1	3.65%	\$ 155,275,848	78%	100%	✓
A-2	3.16%	\$ 44,503,227	22%	60%	✓
Total	3.54%	\$ 199,779,076	100%		



* A-1 also includes A-1+

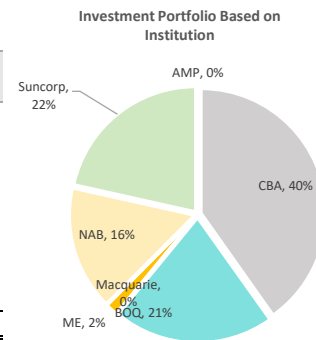
Investment Portfolio Based on Institution

Exposure to an individual Australian deposit taking Institution or government will be restricted by their credit rating so that single entity exposure is limited.

S&P Short Term Credit Rating of A-1 - individual maximum limit 45%

S&P Short Term Credit Rating of A-2 - individual maximum limit 30%

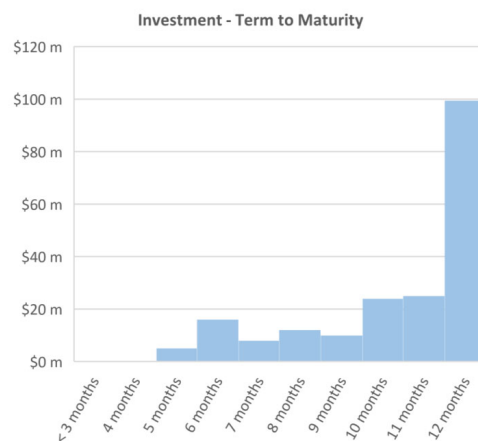
Institution	Total Invested	Actual Exposure %	Policy Limit	Compliance
AMP	3,227	0%	30%	✓
CBA	80,275,848	40%	45%	✓
BOQ	41,500,000	21%	30%	✓
ME	3,000,000	2%	30%	✓
Macquarie	-	0%	45%	✓
NAB	32,000,000	16%	45%	✓
Suncorp	43,000,000	22%	45%	✓
Total	199,779,076	100%		



Investment Portfolio Based on Term to Maturity

Term of investment is based on restrictions per Investment policy and cashflow requirements.

Term	Weighted Average Interest	Projected Interest	Value \$
< 3 months	3.4%	9,479	\$ 279,076
4 months		-	\$ -
5 months	1.5%	76,541	\$ 5,000,000
6 months	1.8%	283,094	\$ 16,000,000
7 months	2.0%	162,554	\$ 8,000,000
8 months	2.6%	316,001	\$ 12,000,000
9 months	2.8%	284,019	\$ 10,000,000
10 months	3.3%	786,171	\$ 24,000,000
11 months	3.6%	902,828	\$ 25,000,000
12 months	4.3%	4,254,495	\$ 99,500,000
Total	3.5%	\$ 7,075,182	\$ 199,779,076





City of Perth Investment Report

Cash Investments

Short Term Investments

Funds Held in OnCall Accounts:

Following is a list of investments categorised as Cash and Cash Equivalents due to their short term maturity (being less than 3 months) from date of purchase.

	S & P Credit Rating	Amount Invested \$	Interest Rate %	Term (Days)	Maturity Date	Earnings YTD \$
<u>Municipal Fund</u>						
AMP Notice (31 days)		3,227	3.80%	OnCall	11am	56
	A-2	3,227				56
CBA Online Saver		93,260	3.45%	OnCall	11am	1,432
	A-1	93,260				1,432
Total - Municipal Fund		96,488				1,487
<u>Reserve Fund</u>						
CBA Online Saver		182,589	3.45%	OnCall	11am	7,992
	A-1	182,589				7,992
Total - Reserve Fund		182,589				7,992
Total		279,076				9,479



City of Perth Investment Report

Cash Investments

Longer Term Investments

Term Deposits:

This line reports funds held in Term Deposits with a maturity of greater than 3 months

	S & P Credit Rating	Amount Invested \$	Interest Rate %	Term (Days)	Maturity Date	Projected Earnings \$
Municipal Fund						
Bank of Queensland		5,000,000	4.00%	177	16-Mar-23	96,986
	A-2	5,000,000				96,986
ME Bank		3,000,000	4.00%	364	14-Jul-23	119,671
	A-2	3,000,000				119,671
NAB		5,000,000	3.93%	329	04-Aug-23	177,119
	A-1	5,000,000				177,119
CBA		5,000,000	3.66%	285	17-May-23	142,890
CBA		3,000,000	3.73%	209	06-Apr-23	64,074
CBA		5,000,000	4.01%	334	26-Jul-23	183,471
CBA		5,000,000	4.16%	365	05-Sep-23	208,000
CBA		5,000,000	4.43%	270	17-Oct-23	163,849
CBA		5,000,000	3.86%	309	15-Jun-23	163,389
CBA		5,000,000	3.90%	334	10-Jul-23	178,438
CBA		5,000,000	3.83%	297	15-Jun-23	155,823
CBA		6,000,000	3.78%	233	15-Mar-23	144,779
	A-1	44,000,000				1,404,715
SUNCORP		6,000,000	4.54%	365	10-Nov-23	272,400
SUNCORP		3,000,000	4.17%	154	24-May-23	52,782
SUNCORP		5,000,000	3.64%	241	20-Apr-23	120,170
	A-1	14,000,000				445,352
Total - Municipal Fund		71,000,000				2,243,844
Reserve Fund						
Bank of Queensland		7,000,000	4.50%	363	28-Sep-23	313,274
Bank of Queensland		5,500,000	4.00%	363	21-Jun-23	218,795
Bank of Queensland		3,000,000	4.30%	365	17-Nov-23	129,000
Bank of Queensland		5,000,000	3.75%	149	16-Mar-23	76,541
Bank of Queensland		4,000,000	4.40%	272	25-Jul-23	131,156
Bank of Queensland		5,000,000	3.95%	182	12-Apr-23	98,479
Bank of Queensland		7,000,000	3.20%	365	23-May-23	224,000
	A-2	36,500,000				1,191,245
	A-2	-				-



City of Perth Investment Report

Cash Investments

	S & P Credit Rating	Amount Invested \$	Interest Rate %	Term (Days)	Maturity Date	Projected Earnings \$
CBA		5,000,000	4.52%	365	07-Nov-23	226,000
CBA		5,000,000	4.44%	365	17-Nov-23	222,000
CBA		5,000,000	4.40%	365	19-Oct-23	220,000
CBA		6,000,000	4.32%	365	19-Sep-23	259,200
CBA		5,000,000	4.31%	300	22-Aug-23	177,123
CBA		5,000,000	4.58%	365	21-Dec-23	229,000
CBA		5,000,000	4.36%	300	17-Aug-23	179,178
	A-1	36,000,000				1,512,501
NAB		8,000,000	3.95%	154	20-Apr-23	133,326
NAB		6,000,000	5.00%	365	27-Feb-24	300,000
NAB		2,000,000	4.55%	365	01-Feb-24	91,000
NAB		5,000,000	4.90%	365	16-Feb-24	245,000
NAB		6,000,000	3.88%	329	15-Jun-23	209,839
	A-1	27,000,000				979,165
SUNCORP		5,000,000	4.28%	330	17-Aug-23	193,479
SUNCORP		4,000,000	4.05%	365	13-Jul-23	162,000
SUNCORP		4,000,000	4.41%	329	20-Sep-23	159,002
SUNCORP		5,000,000	4.51%	365	26-Oct-23	225,500
SUNCORP		5,000,000	4.58%	363	19-Oct-23	227,745
SUNCORP		6,000,000	4.34%	240	05-Jul-23	171,222
	A-1	29,000,000				1,138,948
Total - Reserve Fund		128,500,000				4,821,860
Total Funds Invested > 3 months		199,500,000				7,065,703

Other Investments

Investment in Managed Funds - (Colonial First State Share Index Fund)

In 2008, the City invested in managed funds via Colonial First State Share Index Fund. Clause 44 (Local Government Act 1995, Transitional provisions, allow Local Governments to continue to hold any existing investments made prior to insertion of regulation 19C under grandfathering arrangements.

	Opening Value 1-Jul-22	Units Held 1-Jul-22	Closing Value 28-Feb-23	Units Held 28-Feb-23	Movement in Value \$	
CFS Wsale Index Aust Share	5,628,181	5,183,919	6,207,225	5,183,919	579,045	▲
Total	5,628,181	5,183,919	6,207,225	5,183,919	579,045	

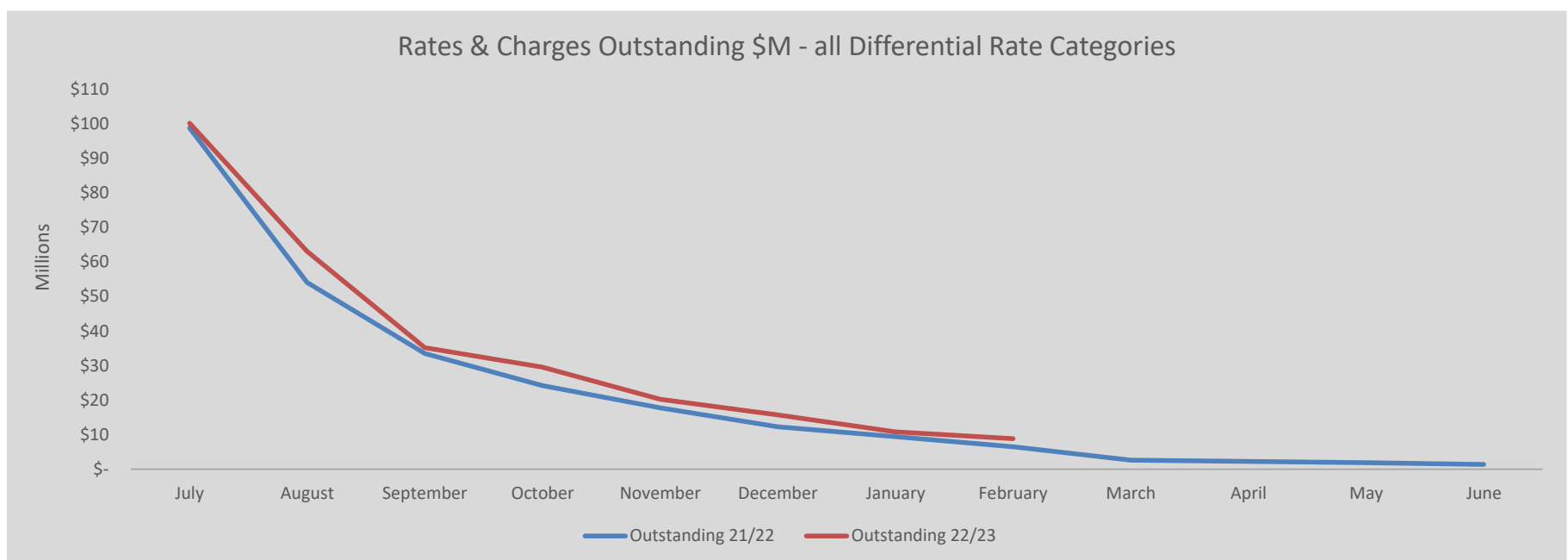
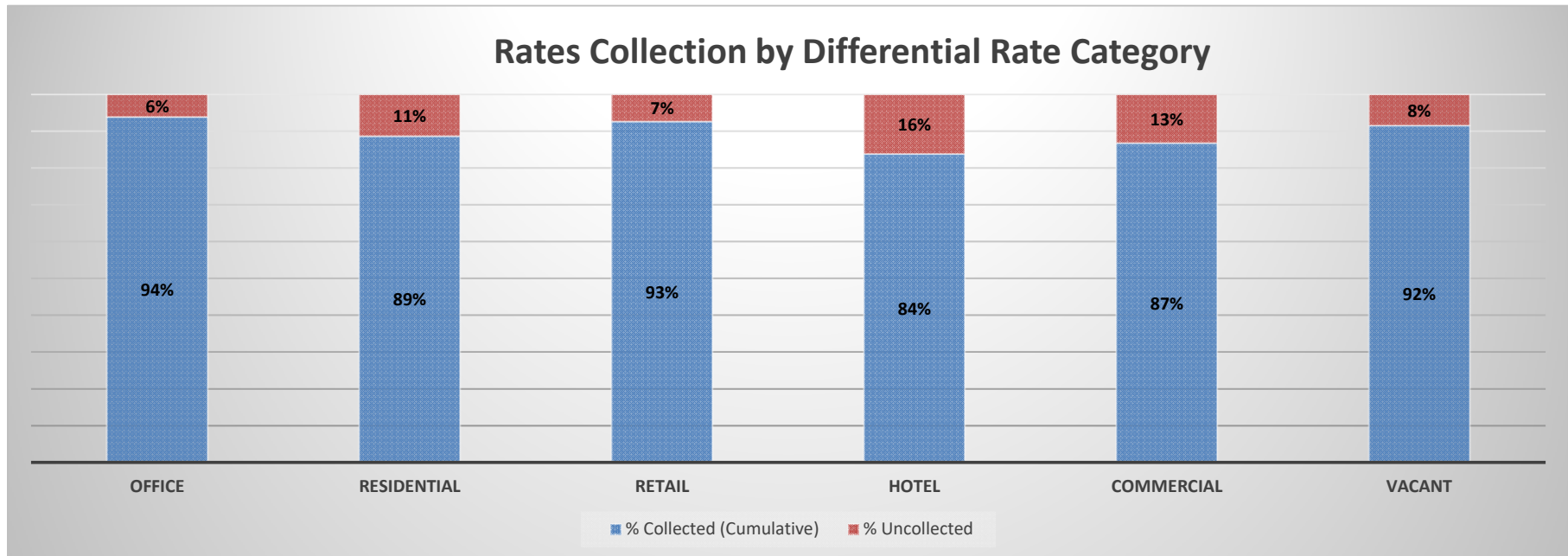


City of Perth - Monthly Rates Report

Attachment F

Rates Collection Profile

Differential Rating Category	Number of Properties	Rates Collectible (inc)	Amounts Collected	Rates Uncollected	% Collected (Cumulative)	YTD Target Attained	% Uncollected
Office	2,373	55,411,944	52,014,215	3,397,729	94%	Yes	6%
Residential	15,730	21,434,835	19,001,374	2,433,462	89%	Yes	11%
Retail	524	8,530,104	7,900,172	629,931	93%	Yes	7%
Hotel	1,347	8,230,473	6,900,016	1,330,457	84%	Yes	16%
Commercial	724	7,163,716	6,216,125	947,591	87%	Yes	13%
Vacant	76	1,418,165	1,297,909	120,255	92%	Yes	8%
Grand Total	20,774	102,189,236	93,329,811	8,859,426	91%	Yes	9%



Rates Instalment Due Date Cumulative Collections

Instalment Date	% Collected
1st Instalment 07 September 2022	65.5%
2nd Instalment 16 November 2022	80.2%
3rd Instalment 18 January 2023	91.3%
4th Instalment 22 March 2023	0%
Rates Collected 30 June 2023	0%

Current Year Status

Paid in Full	15,340
Paying by instalments	4,986
Other Payment Arrangements	191
Financial Hardship	3
Awaiting Property Settlement / Arrangement	47
Section 6.60 Order	0
Pension - No Payment Made	76
Non Pension - No Payment Made	131
Potential for Property Sale (> 3Yr in Arrears)	8
<i>(Included in Other Payment Arrangements)</i>	

Financial Hardship Applications

Differential Rates Category	No Properties
Office	0
Residential	3
Retail	0
Hotel	0
Commercial	0
Vacant	0

Prior Year Status

On Payment Arrangement	28
Financial Hardship	2
Awaiting external actor (property sale, bankrupt)	28
Section 6.60 notice delivered	0
Legal Action (GPC)	0
Legal Action (PSSO)	0
Legal Action delayed	2
Potential for Legal Action	37

14.2 Schedule of Accounts Paid - February 2023

Responsible Officer	Michael Kent – Chief Financial Officer
Voting Requirements	Simple Majority
Attachments	Attachment 14.2A – Schedule of Accounts Paid - February 2023

Purpose

For Council to note details of payments made under delegated authority for the month of February 2023.

Recommendation

That Council:

1. RECEIVES the Schedule of Accounts Paid for the period ended 28 February 2023 as attached.
2. RECORDS in the Ordinary Council Meeting minutes the summary of accounts paid being:

Total Accounts Paid	
Municipal Fund	\$15,114,459.96
Trust Fund	\$0
Total - All Funds	\$15,114,459.96

Background

1. In accordance with Regulation 13(2) and 13(3) of the *Local Government (Financial Management) Regulations 1996*, where this power has been delegated, a list of payments for each month is to be compiled and presented to the Council. The Chief Executive Officer is delegated this authority under Delegation 2.14.
2. This authority has then been subdelegated by the Chief Executive Officer.
3. The listing of payments with full disclosure of all required information, is presented as an attachment to this report.
4. The listing of payments was made available to the Elected Members via the Council Hub, ahead of the agenda distribution, to provide additional time for review.
5. This summary report then facilitates the acknowledgement of the listing having been received.

Discussion

6. The Schedule of Accounts Paid (Attachment 14.2A) contains the following payments made under Delegated Authority 2.14 - Payments from the Municipal & Trust Fund:

Schedule of Accounts Paid - February 2023		
Municipal Fund		
EFT & Cheque Payments	Direct Creditor Payments	11,326,509.71
Sub Total - EFT & Cheques		11,326,509.71
Direct Debits	Bank Charges and Merchant Fees	64,859.70
Sub Total - Direct Debits		64,859.70
Payroll	10/02/2023	1,940,058.47
	24/02/2023	1,761,339.17
Sub Total - Payroll		3,701,397.64
Corporate Cards		21,692.91
Sub Total - Cards		21,692.91
Total per Attachment 14.2A		15,114,459.96
Total Payments from Municipal Fund		15,114,459.96
Investments in Term Deposits		0
Trust Fund		
Trust EFT & Cheques		
Total - Trust Funds		

Consultation

Nil.

Decision Implications

7. Council’s acknowledgement of receiving the Schedule of Accounts Paid will meet its statutory obligation under Regulation 13(1) of the *Local Government (Financial Management) Regulations 1996*.

Strategic, Legislative and Policy Implications

Strategy	
Strategic Pillar (Objective)	Prosperous
Related Documents (Issue Specific Strategies and Plans):	Annual Budget

Legislation, Delegation of Authority and Policy	
Legislation:	<p>Section 6.10 of the <i>Local Government Act 1995</i> Regulation 13(1) of the <i>Local Government (Financial Management) Regulations 1996</i></p> <p>This section of the Act and the related regulation prescribes the requirement to prepare a list of all payments made for each month and to present them to Council. The Schedule of Accounts Paid (the ‘list’) should contain, for each payment:</p> <ul style="list-style-type: none"> • Payee Name • Amount of the Payment • Date of the Payment • Sufficient information to identify the transaction
Authority of Council/CEO:	In accordance with Regulation 13(2) and 13(3) of the <i>Local Government (Financial Management) Regulations 1996</i> , where this power has been delegated, a list of payments for each month is to be compiled and presented to the Council.
Policy:	Nil.

Financial Implications

8. There are no direct financial implications of receiving this report as it reflects a historical accounting of financial transactions that were provided for in the adopted budget (as amended).

Further Information

Nil.

Council Resolution (OCM-23/04-007)

Mover: Lord Mayor Basil Zempilas

Seconded: Councillor Brent Fleeton

That Council:

1. RECEIVES the Schedule of Accounts Paid for the period ended 28 February 2023 as attached.
2. RECORDS in the Ordinary Council Meeting minutes the summary of accounts paid being:

Total Accounts Paid	
Municipal Fund	\$15,114,459.96
Trust Fund	\$0
Total - All Funds	\$15,114,459.96

CARRIED EN BLOC (7/0)

For : Lord Mayor Basil Zempilas; Deputy Lord Mayor Liam Gobbert; Councillors Sandy Anghie, Clyde Bevan, Brent Fleeton, Rebecca Gordon, and Catherine Lezer

Against : Nil



Schedule of Accounts Paid - Municipal Fund
For the Period :01/02/2023-28/02/2023

Payment Date	Document Type	Invoice Number	Payee	Payment Details	Payment Amount
Cheque/EFT Number 003661					64,993.60
9/02/2023	\$APINVCE	9008856779	WATER CORPORATION	garden at 10 Victoria Sq Perth Lot 915 R	203.40
9/02/2023	\$APINVCE	9009024093	WATER CORPORATION	roundabout at Cnr Outram Ord St West Per	24.41
9/02/2023	\$APINVCE	9009379783	WATER CORPORATION	Cnr Hay Harvest Tce West Perth Lot ROAD	75.94
9/02/2023	\$APINVCE	9010362110	WATER CORPORATION	road verge at Victoria Av Perth Lot CNR	32.54
9/02/2023	\$APINVCE	9001868320	WATER CORPORATION	car park at 27 Mayfair St West Perth Lot	331.00
9/02/2023	\$APINVCE	9001871976	WATER CORPORATION	garden at 707 Wellington St Perth Lot RO	8.13
9/02/2023	\$APINVCE	9001872063	WATER CORPORATION	car park at 980 Wellington St West Perth	141.88
9/02/2023	\$APINVCE	9001872637	WATER CORPORATION	park at L 5 Arthur St West Perth Lot 5	5.42
9/02/2023	\$APINVCE	9001909030	WATER CORPORATION	amenities at Opp #127 Hill St East Perth	3,476.61
9/02/2023	\$APINVCE	9001907609	WATER CORPORATION	garden at R Wittenoom St East Perth Lot	2.71
9/02/2023	\$APINVCE	9001856514	WATER CORPORATION	reserve at R Mounts Bay Rd Perth Lot 470	43.39
9/02/2023	\$APINVCE	9001869550	WATER CORPORATION	car park at 490 Murray St Perth Lot 102	95.12
9/02/2023	\$APINVCE	9008845631	WATER CORPORATION	park at L 220 Regal Pl East Perth Lot 22	428.50
9/02/2023	\$APINVCE	9008845658	WATER CORPORATION	car park at 81 Royal St East Perth Lot 2	875.72
9/02/2023	\$APINVCE	9008856744	WATER CORPORATION	reserve at Riverside Dr Perth Lot 642 RE	10.85
9/02/2023	\$APINVCE	9009035163	WATER CORPORATION	Royal St East Perth Lot 1144 RES 45708.	309.17
9/02/2023	\$APINVCE	9009476954	WATER CORPORATION	road verge at Murray St Perth Lot VERGE	13.56
9/02/2023	\$APINVCE	9001885024	WATER CORPORATION	road verge at Mount St Perth Lot OUTSIDE	206.11
9/02/2023	\$APINVCE	9001888276	WATER CORPORATION	garden at Opp # 67 Milligan St Perth Lot	295.61
9/02/2023	\$APINVCE	9001888284	WATER CORPORATION	amenities at R R Causeway East Perth Lot	2,584.54
9/02/2023	\$APINVCE	9001888292	WATER CORPORATION	garden at R Causeway East Perth Lot CIRC	246.79
9/02/2023	\$APINVCE	9015559051	WATER CORPORATION	road verge at Cnr Harvest Murray St West	13.56
9/02/2023	\$APINVCE	9001931027	WATER CORPORATION	garden at R 1150 Barrack St Perth Lot RE	69.46
9/02/2023	\$APINVCE	9022554849	WATER CORPORATION	garden svce at At King St Wellington St	206.11
9/02/2023	\$APINVCE	9008518358	WATER CORPORATION	road verge at R 999 Hay St West Perth Lo	8.14
9/02/2023	\$APINVCE	9001933380	WATER CORPORATION	hall at 601 Hay St Perth Lot B17 RES 162	762.09
9/02/2023	\$APINVCE	9001933962	WATER CORPORATION	car park at 462 Hay St Perth Lot PT A19,	138.31
9/02/2023	\$APINVCE	9001938683	WATER CORPORATION	office, shop at 337 Wellington St Perth	1,134.42
9/02/2023	\$APINVCE	9001938931	WATER CORPORATION	garden at 320 Wellington St Perth Lot 1	610.20
9/02/2023	\$APINVCE	9001931051	WATER CORPORATION	offices at 27-29 St Georges Tce Perth Lo	6,264.10
9/02/2023	\$APINVCE	9001931158	WATER CORPORATION	garden at R R St Georges Tce Perth Lot G	149.16
9/02/2023	\$APINVCE	9008518366	WATER CORPORATION	Opp #1297 Hay St West Perth Lot ROAD RE	19.58
9/02/2023	\$APINVCE	9008754115	WATER CORPORATION	Nr Mount Cliff St West Perth Lot ROAD RE	284.76
9/02/2023	\$APINVCE	9010951353	WATER CORPORATION	garden at Aberdeen St Northbridge Lot Y2	640.03
9/02/2023	\$APINVCE	9012270922	WATER CORPORATION	road verge at Hay St Perth Lot OPP LOT 3	21.70
9/02/2023	\$APINVCE	9001938982	WATER CORPORATION	garden at 376 Wellington St Perth Lot 96	547.82
9/02/2023	\$APINVCE	9012383599	WATER CORPORATION	Cnr Bennett Hay St East Perth Lot ROAD R	97.63
9/02/2023	\$APINVCE	9012445817	WATER CORPORATION	Mounts Bay Rd Crawley Lot DRINKING FOUNT	16.27
9/02/2023	\$APINVCE	9010423059	WATER CORPORATION	road verge at Aberdeen St Northbridge Lo	648.17
9/02/2023	\$APINVCE	9001912328	WATER CORPORATION	R 1 Royal St East Perth Lot ROAD VERGE C	10.85
9/02/2023	\$APINVCE	9022871529	WATER CORPORATION	drinking tap at 1 Nelson Av East Perth L	2.71
9/02/2023	\$APINVCE	9001933233	WATER CORPORATION	drinking tap at 1 Hay St Perth Lot OPP L	5.42
9/02/2023	\$APINVCE	9013146659	WATER CORPORATION	reserve at Arden St East Perth Lot 1197	2.71
9/02/2023	\$APINVCE	9024311314	WATER CORPORATION	Water Corporation lowering Fire Hydrant	22,821.28
9/02/2023	\$APINVCE	9001927722	WATER CORPORATION	car park at 68a Roe St Northbridge Lot 1	632.24
9/02/2023	\$APINVCE	9001943802	WATER CORPORATION	R 1 Pier St Perth Lot ROUNDABOUT.	13.56
9/02/2023	\$APINVCE	9001945269	WATER CORPORATION	store at 18 Stirling St Perth Lot 0.	238.79
9/02/2023	\$APINVCE	9012119018	WATER CORPORATION	garden at Newcastle St Northbridge Lot O	604.78
9/02/2023	\$APINVCE	9011704696	WATER CORPORATION	drinking tap at Opp #103 Lake St Northbr	1,309.90
9/02/2023	\$APINVCE	9016512466	WATER CORPORATION	centre at 142 James St Northbridge Lot 2	1,457.88
9/02/2023	\$APINVCE	9001919909	WATER CORPORATION	offices at 227 Newcastle St Northbridge	467.85
9/02/2023	\$APINVCE	9001925815	WATER CORPORATION	car park at 104 Francis St Northbridge L	50.47
9/02/2023	\$APINVCE	9011408379	WATER CORPORATION	Drinking tap cnr William/Aberdeen Street	2.71
9/02/2023	\$APINVCE	9015599432	WATER CORPORATION	Reserve at 20 Aberdeen Street	116.62
9/02/2023	\$APINVCE	9015733814	WATER CORPORATION	Road verge opp #133 Newcastle Street	116.62
9/02/2023	\$APINVCE	9001940775	WATER CORPORATION	Car Park at 47 Newcastle Street	170.00
9/02/2023	\$APINVCE	9023118870	WATER CORPORATION	Amenities at Moore Street East Perth	176.28
9/02/2023	\$APINVCE	9001918164	WATER CORPORATION	Car park at 115 Aberdeen St Northbridge	330.86
9/02/2023	\$APINVCE	9008534358	WATER CORPORATION	Car Park at Roe St Perth	1,058.76
9/02/2023	\$APINVCE	9001888321	WATER CORPORATION	amenities at R12510 Terrace Rd East Per	747.28
9/02/2023	\$APINVCE	9001888356	WATER CORPORATION	drinking tap at 21 Riverside Dr East Per	48.82
9/02/2023	\$APINVCE	9001895935	WATER CORPORATION	park at Hale St East Perth Lot 1233.	661.86
9/02/2023	\$APINVCE	9001895951	WATER CORPORATION	centre at 160 Hay St East Perth Lot PTS	790.99
9/02/2023	\$APINVCE	9001898060	WATER CORPORATION	drinking tap at R R Victoria Av Perth Lo	32.54
9/02/2023	\$APINVCE	9001917284	WATER CORPORATION	R 999 Trafalgar Rd East Perth Lot (RND A	10.85
9/02/2023	\$APINVCE	9001927124	WATER CORPORATION	toilets at 101 Melbourne St Northbridge	237.60
9/02/2023	\$APINVCE	9001928549	WATER CORPORATION	car park at 165 Terrace Rd Perth Lot 478	303.29
9/02/2023	\$APINVCE	9001928557	WATER CORPORATION	garden at R10887 Riverside Dr Perth Lot	859.67
9/02/2023	\$APINVCE	9001928565	WATER CORPORATION	reserve at 2 Barrack St Perth Lot 462 RE	1,255.66
9/02/2023	\$APINVCE	9001928581	WATER CORPORATION	toilets at Mounts Bay Rd Perth Lot 481.	95.52
9/02/2023	\$APINVCE	9001931019	WATER CORPORATION	garden at R 1150 St Georges Tce Perth Lo	207.77
9/02/2023	\$APINVCE	9001935116	WATER CORPORATION	car park at 848 Hay St Perth Lot 5-6, 16	1,181.72
9/02/2023	\$APINVCE	9001937015	WATER CORPORATION	garden at R 1 Murray St Perth Lot MURRAY	227.81
9/02/2023	\$APINVCE	9001938480	WATER CORPORATION	grounds at Forrest Pl Perth Lot 977 RES	1,518.51
9/02/2023	\$APINVCE	9001943343	WATER CORPORATION	car park at 87-9 Pier St Perth Lot 123-5	1,027.74



Schedule of Accounts Paid - Municipal Fund
For the Period :01/02/2023-28/02/2023

Payment Date	Document Type	Invoice Number	Payee	Payment Details	Payment Amount
9/02/2023	\$APINVCE	9008536898	WATER CORPORATION	toilets at Royal St East Perth Lot 1116	510.60
9/02/2023	\$APINVCE	9009625665	WATER CORPORATION	Forrest Av East Perth Lot ROAD VERGE.	10.85
9/02/2023	\$APINVCE	9014601799	WATER CORPORATION	Opp #58 Mounts Bay Rd Perth Lot ROAD RES	1,171.58
9/02/2023	\$APINVCE	9014601836	WATER CORPORATION	road verge at Opp Spring Mounts Bay Rd P	203.40
9/02/2023	\$APINVCE	9014951828	WATER CORPORATION	Cnr Fielder Kensington St East Perth Lot	73.22
9/02/2023	\$APINVCE	9015080745	WATER CORPORATION	t Opp #2 Mounts Bay Rd Crawley Lot ROAD	124.75
9/02/2023	\$APINVCE	9017985353	WATER CORPORATION	playground at Adelaide Tce East Perth Lo	143.28
9/02/2023	\$APINVCE	9021045583	WATER CORPORATION	road reserve at Telethon Av Perth Lot BE	195.26
9/02/2023	\$APINVCE	9021409682	WATER CORPORATION	toilets at James St Northbridge Lot Y267	74.88
9/02/2023	\$APINVCE	9001888313	WATER CORPORATION	drainage sump at R Terrace Rd East Perth	2.71
9/02/2023	\$APINVCE	9001879871	WATER CORPORATION	roundabout at Opp #26 Colin St West Pert	8.14
9/02/2023	\$APINVCE	9001881031	WATER CORPORATION	toilets at H900 Havelock St West Perth L	278.88
9/02/2023	\$APINVCE	9001938675	WATER CORPORATION	car park at 347 Wellington St Perth Lot	47.76
9/02/2023	\$APINVCE	9008754123	WATER CORPORATION	road verge at Opp #69 Mount St West Pert	27.12
9/02/2023	\$APINVCE	9001888348	WATER CORPORATION	drinking tap at R12510 Terrace Rd East P	24.41
9/02/2023	\$APINVCE	9001922876	WATER CORPORATION	park at 200 James St Northbridge Lot Y26	2,158.30
9/02/2023	\$APINVCE	9008659898	WATER CORPORATION	drinking tap at Wittenoom St East Perth	73.22
9/02/2023	\$APINVCE	9010144025	WATER CORPORATION	road verge at Goderich St East Perth Lot	24.41
Cheque/EFT Number 003668 CITY OF PERTH (PETTY CASH)					750.25
24/02/2023	\$APINVCE	231123 PC	CITY OF PERTH (PETTY CASH)	Petty cash 23 February 2023	750.25
Cheque/EFT Number 003669 WATER CORPORATION					4,493.45
24/02/2023	\$APINVCE	9001865445	WATER CORPORATION	reserve at St Georges Tce Perth Lot L78	287.47
24/02/2023	\$APINVCE	9001939010	WATER CORPORATION	car park at 376 Wellington St Perth Lot	3,214.98
24/02/2023	\$APINVCE	9001939811	WATER CORPORATION	Car Park at James Street	660.13
24/02/2023	\$APINVCE	9015733806	WATER CORPORATION	Road verge opp #76 Newcastle Street	320.02
24/02/2023	\$APINVCE	9001874181	WATER CORPORATION	Cnr Richardn Ventnor Av West Perth Lot	10.85
Cheque/EFT Number 003670 WATER CORPORATION					329.95
28/02/2023	\$APINVCE	9001497945	WATER CORPORATION	Toilets at Hackett Dve Crawley	329.95
Cheque/EFT Number 233314 LUX EVENTS PTY LTD					202,589.04
9/02/2023	\$APINVCE	230110	LUX EVENTS PTY LTD	Christmas Lights Trail 2022 - Light Box	22,202.79
9/02/2023	\$APINVCE	230109	LUX EVENTS PTY LTD	Christmas Lights Trail 2022 - Light Inst	135,627.25
9/02/2023	\$APINVCE	230108	LUX EVENTS PTY LTD	Christmas Lights Trail 2022 - Constellat	44,759.00
Cheque/EFT Number 233315 RENT A FENCE PTY LTD					21,331.20
9/02/2023	\$APINVCE	RF 495990	RENT A FENCE PTY LTD	Fencing hire and install - Fireworks Sit	21,331.20
Cheque/EFT Number 233316 REPCO					288.43
9/02/2023	\$APINVCE	4520701189	REPCO	Jan Servicing Filters for Light Vehicles	288.43
Cheque/EFT Number 233317 CTIS PTY LTD					25,872.68
9/02/2023	\$APINVCE	01070659	CTIS PTY LTD	Container Deposit Scheme Top Up Fund	20,000.00
9/02/2023	\$APINVCE	01070667	CTIS PTY LTD	Cash Collection Fees for Citiplace Rest	330.00
9/02/2023	\$APINVCE	01070666	CTIS PTY LTD	Ticket Machine Cash Hopper Monthly Audi	2,729.61
9/02/2023	\$APINVCE	01070660	CTIS PTY LTD	Cash Collection from Car park and On-Str	2,813.07
Cheque/EFT Number 233318 ALL FLAGS SIGNS AND BANNERS					6,178.70
9/02/2023	\$APINVCE	86998	ALL FLAGS SIGNS AND BANNERS	City of Light Show 2023 - Signage requir	5,014.90
9/02/2023	\$APINVCE	86234	ALL FLAGS SIGNS AND BANNERS	Yagan Square Christmas Lights Partner Be	1,163.80
Cheque/EFT Number 233319 HASSELL LTD					15,636.50
9/02/2023	\$APINVCE	24097	HASSELL LTD	Hassell - Laneway Submission	15,636.50
Cheque/EFT Number 233320 CARDILE INTERNATIONAL FIREWORKS					220,000.00
9/02/2023	\$APINVCE	00002838	CARDILE INTERNATIONAL FIREWORKS	Fireworks creative and implementation -	220,000.00
Cheque/EFT Number 233321 ADVANCED AUTOLOGIC					530.00
9/02/2023	\$APINVCE	00105148	ADVANCED AUTOLOGIC	Trans Clean - Bio Cleaner for Cleaning T	530.00
Cheque/EFT Number 233322 OFFICE WORKS					13.04
9/02/2023	\$APINVCE	605370224	OFFICE WORKS	Officeworks EM's Office order - document	13.04
Cheque/EFT Number 233323 DATA 3					20,351.55
9/02/2023	\$APINVCE	SIN000088581	DATA 3	City of Perth Microsoft Azure Usage 2022	20,351.55
Cheque/EFT Number 233324 INTERNATIONAL ART SERVICES					2,066.88
9/02/2023	\$APINVCE	A-180834	INTERNATIONAL ART SERVICES	Long term storage for Cultural Collectio	2,066.88
Cheque/EFT Number 233325 Visual Inspirations Australia Pty Ltd					136,883.92
9/02/2023	\$APINVCE	00044828	Visual Inspirations Australia Pty Ltd	Christmas Lights Trail 2022 - Light Inst	136,883.92
Cheque/EFT Number 233326 PUMPS AUSTRALIA					1,189.32
9/02/2023	\$APINVCE	46723	PUMPS AUSTRALIA	New Daul Lance Fitting to WAC H/P Clean	434.50
9/02/2023	\$APINVCE	46753	PUMPS AUSTRALIA	New Daul Lance Fitting to WAC H/P Clean	754.82
Cheque/EFT Number 233327 Higgins Coatings Pty Ltd					31,267.80
9/02/2023	\$APINVCE	186104514	Higgins Coatings Pty Ltd	RFT 000061 EAST PERTH POLE LIGHTING UPG	26,794.65
9/02/2023	\$APINVCE	186105329	Higgins Coatings Pty Ltd	Unplanned Graffiti Removal & Painting Se	4,473.15
Cheque/EFT Number 233328 WESTBOOKS					1,887.92
9/02/2023	\$APINVCE	333440	WESTBOOKS	Supply of Fiction & Non-Fiction Books	596.74
9/02/2023	\$APINVCE	333455	WESTBOOKS	Supply of Fiction & Non-Fiction Books	537.80
9/02/2023	\$APINVCE	333441	WESTBOOKS	Supply of Fiction & Non-Fiction Books	753.38
Cheque/EFT Number 233329 TK Elevator Australia Pty Ltd					1,662.96
9/02/2023	\$APINVCE	8067183947	TK Elevator Australia Pty Ltd	Vertical Transportation Reactive Mainten	260.39
9/02/2023	\$APINVCE	8067184007	TK Elevator Australia Pty Ltd	Vertical Transportation Reactive Mainten	1,402.57
Cheque/EFT Number 233330 CLEVERPATCH					1,308.47
9/02/2023	\$APINVCE	476949	CLEVERPATCH	Assorted craft materials for school holi	1,308.47
Cheque/EFT Number 233331 GLOBAL AUTOOCOAT PTY LTD					323.40
9/02/2023	\$APINVCE	WSI460787	GLOBAL AUTOOCOAT PTY LTD	Paint supplies for Mark Cox furniture re	323.40
Cheque/EFT Number 233332 ALINTA SALES PTY LTD					144,063.07



Schedule of Accounts Paid - Municipal Fund
For the Period :01/02/2023-28/02/2023

Payment Date	Document Type	Invoice Number	Payee	Payment Details	Payment Amount
9/02/2023	\$APINVCE	70445516	ALINTA SALES PTY LTD	419 Forrest Place Perth	13,627.88
9/02/2023	\$APINVCE	70445832	ALINTA SALES PTY LTD	Victoria Avenue Perth	1,255.04
9/02/2023	\$APINVCE	70446503	ALINTA SALES PTY LTD	Hay Street Perth	2,340.68
9/02/2023	\$APINVCE	70446506	ALINTA SALES PTY LTD	579 Hay Street Perth	11,934.20
9/02/2023	\$APINVCE	70446604	ALINTA SALES PTY LTD	BARRACK ST, PERTH WA	994.13
9/02/2023	\$APINVCE	70447619	ALINTA SALES PTY LTD	2 LINWOOD CT, OSBORNE PARK WA	3,271.41
9/02/2023	\$APINVCE	70446509	ALINTA SALES PTY LTD	PIER ST, PERTH WA	6,227.05
9/02/2023	\$APINVCE	70446720	ALINTA SALES PTY LTD	PARKER ST, NORTHBRIDGE WA	663.28
9/02/2023	\$APINVCE	70447616	ALINTA SALES PTY LTD	8/420 WELLINGTON ST, PERTH WA	273.13
9/02/2023	\$APINVCE	70447443	ALINTA SALES PTY LTD	81 ROYAL ST, EAST PERTH WA	2,157.61
9/02/2023	\$APINVCE	70446716	ALINTA SALES PTY LTD	Office 0/LAKE ST, NORTHBRIDGE WA	2,610.64
9/02/2023	\$APINVCE	70446728	ALINTA SALES PTY LTD	11 PLAIN ST, EAST PERTH WA	1,198.14
9/02/2023	\$APINVCE	70446578	ALINTA SALES PTY LTD	DATA CHARGES FOR 16 September-15 October	2,726.96
9/02/2023	\$APINVCE	70447614	ALINTA SALES PTY LTD	27 MAYFAIR ST, WEST PERTH WA	2,856.46
9/02/2023	\$APINVCE	70446621	ALINTA SALES PTY LTD	Unit 13/420 WELLINGTON ST, PERTH WA	9,946.17
9/02/2023	\$APINVCE	70446723	ALINTA SALES PTY LTD	Unit B/1 MOUNTS BAY RD, PERTH WA	14,919.89
9/02/2023	\$APINVCE	70448271	ALINTA SALES PTY LTD	ADELAIDE TCE, PERTH WA	5,295.24
9/02/2023	\$APINVCE	70447615	ALINTA SALES PTY LTD	WELLINGTON ST, WEST PERTH WA	1,013.06
9/02/2023	\$APINVCE	70446542	ALINTA SALES PTY LTD	Unit 16/420 Wellington Street Perth	637.12
9/02/2023	\$APINVCE	70446608	ALINTA SALES PTY LTD	68A Roe Street Northbridge	6,949.65
9/02/2023	\$APINVCE	70446627	ALINTA SALES PTY LTD	Unit CS/Elder Street Perth	8,297.95
9/02/2023	\$APINVCE	70446730	ALINTA SALES PTY LTD	Unit A/Murray Street Perth	8,168.42
9/02/2023	\$APINVCE	70447617	ALINTA SALES PTY LTD	5/420 Wellington Street Perth	2,380.06
9/02/2023	\$APINVCE	70447620	ALINTA SALES PTY LTD	79 Francis Street Northbridge	424.84
9/02/2023	\$APINVCE	70447618	ALINTA SALES PTY LTD	Mounts Bay Road Perth	1,744.54
9/02/2023	\$APINVCE	70446714	ALINTA SALES PTY LTD	27 St George's Tce Perth	32,149.52
Cheque/EFT Number 233333 NATIONAL TAX & ACCOUNTANTS ASSOCIATION LTD					669.00
9/02/2023	\$APINVCE	310123	NATIONAL TAX & ACCOUNTANTS ASSOCIATION LTD	FBT 2023 Seminar - Krishnan Nair	669.00
Cheque/EFT Number 233334 COLGAN INDUSTRIES PTY LTD					17,683.55
9/02/2023	\$APINVCE	00003137	COLGAN INDUSTRIES PTY LTD	Refer RFT00085 tender procurement folder	17,683.55
Cheque/EFT Number 233335 ATOM SUPPLY					205.52
9/02/2023	\$APINVCE	P3450778	ATOM SUPPLY	30x 6.5mm masonry drill bit	9.98
9/02/2023	\$APINVCE	P3453102	ATOM SUPPLY	4x Aerosol Spray Paint & 20x 20L Buckets	195.54
Cheque/EFT Number 233336 ACCESS BRICKPAVING CO					15,194.36
9/02/2023	\$APINVCE	13012025	ACCESS BRICKPAVING CO	Tree Root Mapping	15,194.36
Cheque/EFT Number 233337 Sunny Industrial Brushware					776.41
9/02/2023	\$APINVCE	00026270	Sunny Industrial Brushware	Annual Sweeper Brush Blanket Order for 3	776.41
Cheque/EFT Number 233338 SONIC HEALTHPLUS PTY LTD					5,904.58
9/02/2023	\$APINVCE	2774232	SONIC HEALTHPLUS PTY LTD	Drug & Alcohol Testing to staff incl on	2,868.58
9/02/2023	\$APINVCE	2821780	SONIC HEALTHPLUS PTY LTD	Drug & Alcohol Testing to staff incl on	3,036.00
Cheque/EFT Number 233339 EOS ELECTRICAL					66,220.52
9/02/2023	\$APINVCE	00016790B	EOS ELECTRICAL	Royal Street Lighting - Switchboards	3,124.00
9/02/2023	\$APINVCE	00016832	EOS ELECTRICAL	Banner Installation and Removal Fees - 2	3,588.72
9/02/2023	\$APINVCE	00016545C	EOS ELECTRICAL	2023 Xmas Lighting Decorations & Inspect	59,507.80
Cheque/EFT Number 233340 Drainflow Services Pty Ltd					66,231.22
9/02/2023	\$APINVCE	00012683	Drainflow Services Pty Ltd	Forrest Place Loading Dock Fortnightly D	1,628.00
9/02/2023	\$APINVCE	00011699	Drainflow Services Pty Ltd	DrainFlow	64,603.22
Cheque/EFT Number 233341 WA AUSTRALIAN HOTELS HOSPITALITY ASSOC INC (UNION OF EMPLOYE (UNION OF EMPLOYERS					5,500.00
9/02/2023	\$APINVCE	00044547	WA AUSTRALIAN HOTELS HOSPITALITY ASSOC INC (U	ED Sponsorship 22/23 - WA HOTELS & HOSPI	5,500.00
Cheque/EFT Number 233342 D.B CUNNINGHAM PTY LTD T/AS ADVANTEERING CIVIL ENGINEERS					76,570.56
9/02/2023	\$APINVCE	2389	D.B CUNNINGHAM PTY LTD T/AS ADVANTEERING CIV	Winthrop Avenue Shared Path Project - De	76,570.56
Cheque/EFT Number 233343 DAIMLER TRUCKS PERTH					260.91
9/02/2023	\$APINVCE	RA980011984:01	DAIMLER TRUCKS PERTH	Dealership to Remove DPF Warning Light o	260.91
Cheque/EFT Number 233344 SILVERSPRING TRUST T/AS TJ DEPIAZZI & SONS					9,022.20
9/02/2023	\$APINVCE	126970	SILVERSPRING TRUST T/AS TJ DEPIAZZI & SONS	120m3 Pine Bark Mulch	9,022.20
Cheque/EFT Number 233345 WOODLANDS DISTRIBUTORS & AGENCIES PTY LTD					3,110.80
9/02/2023	\$APINVCE	5602	WOODLANDS DISTRIBUTORS & AGENCIES PTY LTD	20x Box Doggy Bags Compostable	3,110.80
Cheque/EFT Number 233346 Sydel Nominees t/as Imagesource Digital Solution					3,290.10
9/02/2023	\$APINVCE	465987	Sydel Nominees t/as Imagesource Digital Solution	RESERVED BAY PARKING SIGN - ST JOHN OF G	50.60
9/02/2023	\$APINVCE	465988	Sydel Nominees t/as Imagesource Digital Solution	Reserved bay signs	78.10
9/02/2023	\$APINVCE	465999	Sydel Nominees t/as Imagesource Digital Solution	Car park banners, January price change	1,934.90
9/02/2023	\$APINVCE	466081	Sydel Nominees t/as Imagesource Digital Solution	Australia Day parking coreflutes	269.50
9/02/2023	\$APINVCE	466054	Sydel Nominees t/as Imagesource Digital Solution	Banner at Fire Station car park - Free n	434.50
9/02/2023	\$APINVCE	466074	Sydel Nominees t/as Imagesource Digital Solution	2000 x A5 Residential Event Flyers - Sun	522.50
Cheque/EFT Number 233347 SURUN SERVICES PTY LTD					4,689.96
9/02/2023	\$APINVCE	INV-10383-11COH0	SURUN SERVICES PTY LTD	2022/23 electrical maintenance requireme	2,970.00
9/02/2023	\$APINVCE	INV-10457-B2PON6	SURUN SERVICES PTY LTD	2022/23 electrical maintenance requireme	1,719.96
Cheque/EFT Number 233348 JAPANESE TRUCK & BUS SPARES PTY LTD					1,455.45
9/02/2023	\$APINVCE	473734	JAPANESE TRUCK & BUS SPARES PTY LTD	Jan Servicing Filter Order	1,455.45
Cheque/EFT Number 233349 LIGHTSPEED COMMUNICATIONS AUSTRALIA PTY LTD t/as LIGHTSPEED					21,799.36
9/02/2023	\$APINVCE	88351	LIGHTSPEED COMMUNICATIONS AUSTRALIA PTY LTD	Q24359 Council House External CCTV	13,483.12
9/02/2023	\$APINVCE	88357	LIGHTSPEED COMMUNICATIONS AUSTRALIA PTY LTD	Q25201 Council House bike area camera ca	1,238.62
9/02/2023	\$APINVCE	88356	LIGHTSPEED COMMUNICATIONS AUSTRALIA PTY LTD	Q25101 Elder St Store Room Security Cabl	3,462.38
9/02/2023	\$APINVCE	88360	LIGHTSPEED COMMUNICATIONS AUSTRALIA PTY LTD	Data Cabling - Depot Modifications	853.35
9/02/2023	\$APINVCE	88367	LIGHTSPEED COMMUNICATIONS AUSTRALIA PTY LTD	Q25121 Roof top CCTV Camera Cabling	2,761.89
Cheque/EFT Number 233350 AUSWEST COOLROOM HIRE					1,800.00



Schedule of Accounts Paid - Municipal Fund
For the Period :01/02/2023-28/02/2023

Payment Date	Document Type	Invoice Number	Payee	Payment Details	Payment Amount
9/02/2023	\$APINVCE	00007306	AUSWEST COOLROOM HIRE	Icewell + Freezer hire Ausday 26 Jan 202	970.00
9/02/2023	\$APINVCE	00007687	AUSWEST COOLROOM HIRE	Icewell + Freezer hire Ausday 26 Jan 202	830.00
Cheque/EFT Number 233351					726.00
9/02/2023	\$APINVCE	168544	ADVANCE PRESS(2013)PTY LTD	22-412 Volunteer A4 Handbook 20pp + Cove	726.00
Cheque/EFT Number 233352					15,111.72
9/02/2023	\$APINVCE	118431201	CNW PTY LTD T/AS CNW ELECTRICAL WHOLESALE & ENERGY SOLUTIONS		15,111.72
9/02/2023	\$APINVCE		Wrays Pty Ltd		5,280.00
9/02/2023	\$APINVCE	926880	Wrays Pty Ltd	Name of Project: Intellectual Property W	5,280.00
Cheque/EFT Number 233354					50,698.14
9/02/2023	\$APINVCE	JAN 2023	DEPARTMENT OF MINES INDUSTRY REGULATION AND SAFETY		50,698.14
9/02/2023	\$APINVCE	JAN 2023	DEPARTMENT OF MINES INDUSTRY REGULATION ANI	Building Service Levy - Jan 2023	50,698.14
Cheque/EFT Number 233355					10,188.87
9/02/2023	\$APINVCE	INV-1350	CONSTABLE CARE CHILD SAFETY FOUNDATION INC	Australia Day City of Light Show - Lost	10,188.87
Cheque/EFT Number 233356					27,888.79
9/02/2023	\$APINVCE	55932	DATALINE VISUAL LINK PTY LTD	CCTV Maintenance 22/23 FY	758.44
9/02/2023	\$APINVCE	55935	DATALINE VISUAL LINK PTY LTD	Removal and change over of fixed camera	10,307.89
9/02/2023	\$APINVCE	55954	DATALINE VISUAL LINK PTY LTD	CP43 Wellington Garage Fobs. Quote att	788.87
9/02/2023	\$APINVCE	55940	DATALINE VISUAL LINK PTY LTD	Sharp V Camera Kit for Mayfair Car Park	8,192.86
9/02/2023	\$APINVCE	55956	DATALINE VISUAL LINK PTY LTD	CCTV Maintenance 22/23 FY	1,984.75
9/02/2023	\$APINVCE	55951	DATALINE VISUAL LINK PTY LTD	Removal/Reinstallation of camera 417	372.14
9/02/2023	\$APINVCE	55952	DATALINE VISUAL LINK PTY LTD	Q11590 - Forrest Place Loading Dock CCTV	854.28
9/02/2023	\$APINVCE	55957	DATALINE VISUAL LINK PTY LTD	VARIOUS SITES - UNPLANNED CCTV MAINTENAN	1,147.43
9/02/2023	\$APINVCE	55958	DATALINE VISUAL LINK PTY LTD	CCTV Maintenance 22/23 FY	372.14
9/02/2023	\$APINVCE	55964	DATALINE VISUAL LINK PTY LTD	CCTV Maintenance 22/23 FY	124.05
9/02/2023	\$APINVCE	55955	DATALINE VISUAL LINK PTY LTD	CCTV Maintenance 22/23 FY	992.38
9/02/2023	\$APINVCE	55953	DATALINE VISUAL LINK PTY LTD	Q11601 Council House Bike Storage CCTV	854.29
9/02/2023	\$APINVCE	55963	DATALINE VISUAL LINK PTY LTD	CCTV Maintenance 22/23 FY	186.08
9/02/2023	\$APINVCE	55962	DATALINE VISUAL LINK PTY LTD	CCTV Maintenance 22/23 FY	375.10
9/02/2023	\$APINVCE	55960	DATALINE VISUAL LINK PTY LTD	CCTV Maintenance 22/23 FY	248.09
9/02/2023	\$APINVCE	55965	DATALINE VISUAL LINK PTY LTD	CCTV Maintenance 22/23 FY	330.00
Cheque/EFT Number 233357					1,320.00
9/02/2023	\$APINVCE	126429	McLEODS BARRISTERS AND SOLICITORS	Review of City's Purchasing Policy	1,320.00
Cheque/EFT Number 233358					1,021,477.41
9/02/2023	\$APINVCE	7318	Civcon Civil & Project Management Pty Ltd	Main Works Contract Roe St Enhancement	1,021,477.41
Cheque/EFT Number 233359					464.20
9/02/2023	\$APINVCE	71139089	SCANIA AUSTRALIA PTY LTD	New Driver Side Door Strap / Stop for La	464.20
Cheque/EFT Number 233360					69,883.53
9/02/2023	\$APINVCE	2053723197	ELECTRICITY GENERATION AND RETAIL CORPORATION	18 Stirling Street Perth	647.41
9/02/2023	\$APINVCE	2009745108	ELECTRICITY GENERATION AND RETAIL CORPORATION	339 Wellington St, Perth WA 6000	246.95
9/02/2023	\$APINVCE	2093712888	ELECTRICITY GENERATION AND RETAIL CORPORATION	181 Royal St, East Perth WA 6004	7,918.10
9/02/2023	\$APINVCE	2009753205	ELECTRICITY GENERATION AND RETAIL CORPORATION	Street Lighting	16,202.55
9/02/2023	\$APINVCE	2089717922	ELECTRICITY GENERATION AND RETAIL CORPORATION	1249 Hay St, West Perth WA 6005	888.81
9/02/2023	\$APINVCE	2065734709	ELECTRICITY GENERATION AND RETAIL CORPORATION	Street Lighting	43,979.71
Cheque/EFT Number 233361					218.84
9/02/2023	\$APINVCE	5103685291	BLACKWOODS ATKINS	Various Chemical Resistant Gloves	168.04
9/02/2023	\$APINVCE	5103691382	BLACKWOODS ATKINS	Various Chemical Resistant Gloves	50.80
Cheque/EFT Number 233362					445.50
9/02/2023	\$APINVCE	07304	The Trustee for C.O, G.M, N.D, P.Z, M.S and BD (Perth) t/as Aurora Environmenta		445.50
9/02/2023	\$APINVCE	07304	The Trustee for C.O, G.M, N.D, P.Z, M.S and BD (Perth) Lake Street Asbestos Pit Analysis		445.50
Cheque/EFT Number 233363					10,411.50
9/02/2023	\$APINVCE	69623	AUSTRALIAN HVAC SERVICES	Carpenters Extraction System Maintenance	2,205.50
9/02/2023	\$APINVCE	69513	AUSTRALIAN HVAC SERVICES	VARIOUS SITES - HVAC PREVENTATIVE MAINT	8,206.00
Cheque/EFT Number 233364					6,402.00
9/02/2023	\$APINVCE	440894-2	DE VINE CELLARS	COP Catering Liquor Supplies	678.00
9/02/2023	\$APINVCE	546336-3	DE VINE CELLARS	COP Catering Liquor Supplies	5,724.00
Cheque/EFT Number 233365					13,801.70
9/02/2023	\$APINVCE	00018483	OLEOLOGY	Replacement of all Filters for Waste Wat	13,801.70
Cheque/EFT Number 233366					4,235.05
9/02/2023	\$APINVCE	2050862	Robert Walters Pty Ltd t/as Robert Walters Consulting	Robert Walters Pty Ltd t/as Robert Walters Consultin Temporary Personnel - Assistant Finance	2,120.06
9/02/2023	\$APINVCE	2052555	Robert Walters Pty Ltd t/as Robert Walters Consulting	Robert Walters Pty Ltd t/as Robert Walters Consultin Temporary Personnel - Assistant Finance	2,114.99
Cheque/EFT Number 233367					160.50
9/02/2023	\$APINVCE	64140802	WSP AUSTRALIA PTY LTD	Spring-Mounts Bay Intersection Modelling	160.50
Cheque/EFT Number 233368					643.50
9/02/2023	\$APINVCE	S806045	MULTI FIX WA	Stainless Fixings for Street Furniture	643.50
Cheque/EFT Number 233369					13,355.65
9/02/2023	\$APINVCE	PTH1318	C BAILEY & M BAILEY	Australia Day 2023 City of Light Show -	13,355.65
Cheque/EFT Number 233370					742.11
9/02/2023	\$APINVCE	T1-01E8D-C71E0	Woolworths Group Limited	CRs / LM & COP Catering Supplies	113.51
9/02/2023	\$APINVCE	T1-01E8D-C816C	Woolworths Group Limited	CRs / LM & COP Catering Supplies	198.05
9/02/2023	\$APINVCE	T1-01E8D-C8170	Woolworths Group Limited	CRs / LM & COP Catering Supplies	430.55
Cheque/EFT Number 233371					950.00
9/02/2023	\$APINVCE	INV10934	GEOFFREY BAIN T/AS JUNK REMOVAL	CONCOURSE BIN ROOM - PLANNED MAINTENANCE	250.00
9/02/2023	\$APINVCE	INV11100	GEOFFREY BAIN T/AS JUNK REMOVAL	CONCOURSE BIN ROOM - PLANNED MAINTENANCE	100.00
9/02/2023	\$APINVCE	INV11114	GEOFFREY BAIN T/AS JUNK REMOVAL	CONCOURSE BIN ROOM - PLANNED MAINTENANCE	350.00
9/02/2023	\$APINVCE	INV11131	GEOFFREY BAIN T/AS JUNK REMOVAL	CONCOURSE BIN ROOM - PLANNED MAINTENANCE	200.00
9/02/2023	\$APINVCE	INV11135	GEOFFREY BAIN T/AS JUNK REMOVAL	CONCOURSE BIN ROOM - PLANNED MAINTENANCE	50.00
Cheque/EFT Number 233372					102.40
9/02/2023	\$APINVCE	16972950	BROWNES FOODS OPERATIONS PTY LTD	Depot Weekly Milk Delivery 1 July 2022 -	102.40



Schedule of Accounts Paid - Municipal Fund
For the Period :01/02/2023-28/02/2023

Payment Date	Document Type	Invoice Number	Payee	Payment Details	Payment Amount
Cheque/EFT Number 233373					2,072.00
9/02/2023	\$APINVCE	7145805	AUSTRALIAN INSTITUTE OF MANAGEMENT	Professional Development - 4 Officers	1,036.00
9/02/2023	\$APINVCE	7145804	AUSTRALIAN INSTITUTE OF MANAGEMENT	Professional Development - 4 Officers	1,036.00
Cheque/EFT Number 233374					659.60
9/02/2023	\$APINVCE	68427 #1	BEACON EQUIPMENT BENTLEY	New Tyres for John Deere Utility - Parks	659.60
Cheque/EFT Number 233375					1,650.00
9/02/2023	\$APINVCE	INV-1530	CULTURE COUNTS(AUSTRALIA)PTY LTD	Renewal of Arts and Culture subscription	1,650.00
Cheque/EFT Number 233376					1,984.36
9/02/2023	\$APINVCE	SI465108	ICONIC PROPERTY SERVICES	CLEANING CONTRACT 100726 - CONSUMABLES F	405.42
9/02/2023	\$APINVCE	PSI025527	ICONIC PROPERTY SERVICES	CLEANING CONTRACT 100726 - CONSUMABLES F	1,152.71
9/02/2023	\$APINVCE	PSI025566	ICONIC PROPERTY SERVICES	Relief cover for Linus Sunday evening cl	426.23
Cheque/EFT Number 233377					2,226.40
9/02/2023	\$APINVCE	INV-12173	MICKTRIC EVENTS	Festoon lighting - Australia Day VIP Are	1,210.00
9/02/2023	\$APINVCE	INV-12162	MICKTRIC EVENTS	Form 5 sign-off and electrical equipment	1,016.40
Cheque/EFT Number 233378					994.00
9/02/2023	\$APINVCE	SI-00080723	Max & Claire Pty Ltd t/as Ergolink	Employee Ergonomic Chairs Followed alon	994.00
Cheque/EFT Number 233379					386.50
9/02/2023	\$HRPAYJNL	F 27/01/2023	AUSTRALIAN SERVICES UNION	Australian Services Union	334.70
9/02/2023	\$HRPAYJNL	EF 27/01/2023	AUSTRALIAN SERVICES UNION	Australian Services Union	51.80
Cheque/EFT Number 233380					1,859.00
9/02/2023	\$APINVCE	00019289	NATURAL AREA CONSULTING MANAGEMENT SERVIC	Victoria Gardens Foreshore weed control.	1,859.00
Cheque/EFT Number 233381					244.29
9/02/2023	\$APINVCE	INV00789706E	ECOSPILL PTY LTD	Replenishment of Spill Kits + Absorbent	244.29
Cheque/EFT Number 233382					15,952.66
9/02/2023	\$APINVCE	739485	FLEETCARE PTY LTD	Fleetcare Novated Lease 2022-23	15,952.66
Cheque/EFT Number 233383					5,403.75
9/02/2023	\$APINVCE	INV-2415	Glen Flood Group Pty Ltd t/as GFG Temporary Assist	Temporary Drafting Officer	5,403.75
Cheque/EFT Number 233384					11,187.06
9/02/2023	\$APINVCE	4479221	Programmed Skilled Workforce Limited	Agency staff - Ingrid Cowen - Events Sup	2,981.26
9/02/2023	\$APINVCE	4478219	Programmed Skilled Workforce Limited	Agency staff - Ingrid Cowen - Events Sup	8,205.80
Cheque/EFT Number 233385					363.00
9/02/2023	\$APINVCE	157329	NETSTAR AUSTRALIA PL T/AS PINPOINT COMMUNICA	Transfer in vehicle monitoring system as	363.00
Cheque/EFT Number 233386					2,874.30
9/02/2023	\$APINVCE	PERTO1044957	ECLIPSE SOILS PTY LTD	Supply mulch	2,874.30
Cheque/EFT Number 233387					115,660.79
9/02/2023	\$APINVCE	LD336910	DEPARTMENT OF PLANNING, LANDS AND HERITAGE	Lease Rental - DPLH - 2022/2023	15,244.35
9/02/2023	\$APINVCE	LD336911	DEPARTMENT OF PLANNING, LANDS AND HERITAGE	Lease Rental - DPLH - 2022/2023	69,690.00
9/02/2023	\$APINVCE	LD337548	DEPARTMENT OF PLANNING, LANDS AND HERITAGE	Lease Rental - DPLH - 2022/2023	30,726.44
Cheque/EFT Number 233388					1,279.29
9/02/2023	\$APINVCE	9040274629	WINC AUSTRALIA PTY PTD	PNC Level 7 Stationery - Blanket Order 2	184.80
9/02/2023	\$APINVCE	9041476255	WINC AUSTRALIA PTY PTD	Stationery - Parking Attn: Procurement	219.53
9/02/2023	\$APINVCE	9041447954	WINC AUSTRALIA PTY PTD	Community Development Stationarity Order	105.90
9/02/2023	\$APINVCE	9041449305	WINC AUSTRALIA PTY PTD	Level 4 Stationery and Cleaning Supplies	25.74
9/02/2023	\$APINVCE	9041435446	WINC AUSTRALIA PTY PTD	Rubber Bands, White Board Markers, Tissue	213.37
9/02/2023	\$APINVCE	9041422150	WINC AUSTRALIA PTY PTD	Citywatch stationary 2022-2023 Don't se	92.83
9/02/2023	\$APINVCE	9041504027	WINC AUSTRALIA PTY PTD	Community Development Stationarity Order	6.53
9/02/2023	\$APINVCE	9041476606	WINC AUSTRALIA PTY PTD	Community Development Stationarity Order	267.43
9/02/2023	\$APINVCE	9041389273	WINC AUSTRALIA PTY PTD	Level 8 Stationery and Kitchen Supply 20	4.76
9/02/2023	\$APINVCE	9041461819	WINC AUSTRALIA PTY PTD	Winc - blanket order 3 x months 22/23 FY	158.40
Cheque/EFT Number 233389					13,839.01
9/02/2023	\$APINVCE	00004769	FOOD TECHNOLOGY SERVICES PTY LTD	Food Business and Public Building Inspec	13,839.01
Cheque/EFT Number 233390					1,298.00
9/02/2023	\$APINVCE	00063709	Traffic Calming Australia Pty Ltd TCA	Rubber Speed Cushions	1,298.00
Cheque/EFT Number 233391					2,036.63
9/02/2023	\$APINVCE	00009183	ACE SECURITY AND EVENTS SERVICES	Security for Town Hall events - Ordered	829.84
9/02/2023	\$APINVCE	9168	ACE SECURITY AND EVENTS SERVICES	Security for Town Hall events - Ordered	829.84
9/02/2023	\$APINVCE	00008945	ACE SECURITY AND EVENTS SERVICES	REACTIVE PO FOR SECURITY 2022/2023 BLANK	376.95
Cheque/EFT Number 233392					1,760.00
9/02/2023	\$APINVCE	0000083	The Trustee for Cove Waterways Management Trust	Algae removal from Lake Vasto. Does not	1,760.00
Cheque/EFT Number 233393					29,106.01
9/02/2023	\$APINVCE	15469	ONE 20 Productions	Australia Day 2023 City of Light Show -	26,552.63
9/02/2023	\$APINVCE	15470	ONE 20 Productions	Australia Day 2023 City of Light Show -	2,553.38
Cheque/EFT Number 233394					5,623.33
9/02/2023	\$APINVCE	940885M	ESSENTIAL FIRE SERVICES PTY LTD	FIRE SERVICES REACTIVE MAINTENANCE FOR F	638.00
9/02/2023	\$APCREDIT	CN-0235	ESSENTIAL FIRE SERVICES PTY LTD	Invoice 923585M	-403.63
9/02/2023	\$APINVCE	947065M	ESSENTIAL FIRE SERVICES PTY LTD	FIRE SERVICES REACTIVE MAINTENANCE FOR F	139.15
9/02/2023	\$APINVCE	946085M	ESSENTIAL FIRE SERVICES PTY LTD	FIRE SERVICES REACTIVE MAINTENANCE FOR F	574.75
9/02/2023	\$APINVCE	946155M	ESSENTIAL FIRE SERVICES PTY LTD	FIRE SERVICES REACTIVE MAINTENANCE FOR F	1,229.80
9/02/2023	\$APINVCE	941655M	ESSENTIAL FIRE SERVICES PTY LTD	FIRE SERVICES REACTIVE MAINTENANCE FOR F	369.60
9/02/2023	\$APINVCE	946075M	ESSENTIAL FIRE SERVICES PTY LTD	FIRE SERVICES REACTIVE MAINTENANCE FOR F	1,559.64
9/02/2023	\$APINVCE	947305M	ESSENTIAL FIRE SERVICES PTY LTD	FIRE SERVICES REACTIVE MAINTENANCE FOR F	242.00
9/02/2023	\$APINVCE	948475M	ESSENTIAL FIRE SERVICES PTY LTD	FIRE SERVICES REACTIVE MAINTENANCE FOR F	242.00
9/02/2023	\$APINVCE	941115M	ESSENTIAL FIRE SERVICES PTY LTD	FIRE SERVICES REACTIVE MAINTENANCE FOR F	493.02
9/02/2023	\$APINVCE	951315M	ESSENTIAL FIRE SERVICES PTY LTD	FIRE SERVICES REACTIVE MAINTENANCE FOR F	242.00
9/02/2023	\$APINVCE	951635M	ESSENTIAL FIRE SERVICES PTY LTD	FIRE SERVICES REACTIVE MAINTENANCE FOR F	297.00
Cheque/EFT Number 233395					11,150.70
Talent International Pty Ltd					



Schedule of Accounts Paid - Municipal Fund
For the Period :01/02/2023-28/02/2023

Payment Date	Document Type	Invoice Number	Payee	Payment Details	Payment Amount
9/02/2023	\$APINVCE	1021788	Talent International Pty Ltd	Temporary Staff - Digital Development Le	3,836.25
9/02/2023	\$APINVCE	1008654	Talent International Pty Ltd	Temporary Staff - Digital Development Le	3,836.25
9/02/2023	\$APINVCE	1024952	Talent International Pty Ltd	Temporary Staff - Digital Development Le	3,478.20
Cheque/EFT Number 233396					79.03
9/02/2023	\$APINVCE	18420	BARNETTS (WA)PTY LTD	VARIOUS SITES - SUPPLY OF MINOR HARDWARE	12.83
9/02/2023	\$APINVCE	18628	BARNETTS (WA)PTY LTD	VARIOUS SITES - SUPPLY OF MINOR HARDWARE	30.34
9/02/2023	\$APINVCE	18629	BARNETTS (WA)PTY LTD	VARIOUS SITES - SUPPLY OF MINOR HARDWARE	35.86
Cheque/EFT Number 233397					300.00
9/02/2023	\$APINVCE	020223	BEN TAYLOR	Elders Advisory Group Meeting	300.00
Cheque/EFT Number 233398					300.00
9/02/2023	\$APINVCE	020223	Albert McNamara	Elders Advisory Group Meeting	300.00
Cheque/EFT Number 233399					300.00
9/02/2023	\$APINVCE	020223	Irene McNamara	Elders Advisory Group Meeting	300.00
Cheque/EFT Number 233400					8,530.50
9/02/2023	\$APINVCE	11027751	3 Logix Pty Ltd	Spare IVMS Panel For backup use	8,530.50
Cheque/EFT Number 233401					85.50
9/02/2023	\$APINVCE	BB-14833	BIN BATH CORPORATION PTY LTD	VARIOUS SITES - BIN CLEANING SERVICES FO	30.00
9/02/2023	\$APINVCE	BB-14809	BIN BATH CORPORATION PTY LTD	VARIOUS SITES - BIN CLEANING SERVICES FO	11.50
9/02/2023	\$APINVCE	BB-14897	BIN BATH CORPORATION PTY LTD	VARIOUS SITES - BIN CLEANING SERVICES FO	44.00
Cheque/EFT Number 233402					12,385.02
9/02/2023	\$APINVCE	113899	Access Without Barriers Pty Ltd t/as AWB Co	Regal Place CP - Fence installation. Q	5,126.00
9/02/2023	\$APINVCE	113971	Access Without Barriers Pty Ltd t/as AWB Co	AWB UNPLANNED MAINTENANCE - 2022/23 FY.	2,369.52
9/02/2023	\$APINVCE	114074	Access Without Barriers Pty Ltd t/as AWB Co	AWB UNPLANNED MAINTENANCE - 2022/23 FY.	4,889.50
Cheque/EFT Number 233403					300.00
9/02/2023	\$APINVCE	020223	MURIEL BOWIE	Elders Advisory Group Meeting	300.00
Cheque/EFT Number 233404					5,775.00
9/02/2023	\$APINVCE	IV00003715	CORPORATE GOVERNANCE RISK PTY LTD	Monthly Hosting Fees for 2022-23 for Ris	5,775.00
Cheque/EFT Number 233405					242.00
9/02/2023	\$APINVCE	0115315	CENTRAL CITY HEALTH PROFESSIONALS	Podiatry 22/23	242.00
Cheque/EFT Number 233406					959.20
9/02/2023	\$APINVCE	INV-T17816	TAK SHUN DICKSON CHEUNG - TAKO PRINT SOLUTIONS	TAK SHUN DICKSON CHEUNG - TAKO PRINT SOLUTION/300 x "Get the most out of your library"	264.00
9/02/2023	\$APINVCE	INV-T17823	TAK SHUN DICKSON CHEUNG - TAKO PRINT SOLUTION/Printing of 300 Trifold DLs Auditorium B		330.00
9/02/2023	\$APINVCE	INV-T17821	TAK SHUN DICKSON CHEUNG - TAKO PRINT SOLUTION/80 x 2-sided DLs and 2 x A3 posters for		72.60
9/02/2023	\$APINVCE	INV-T17820	TAK SHUN DICKSON CHEUNG - TAKO PRINT SOLUTION/2 x kinds of Genre stickers 40mm x 20mm,		220.00
9/02/2023	\$APINVCE	INV-T17822	TAK SHUN DICKSON CHEUNG - TAKO PRINT SOLUTION/80 x 2 sided DLs & 3x A3 posters for Fam		72.60
Cheque/EFT Number 233407					749.00
9/02/2023	\$APINVCE	00010195	The Trustee for L Jeffery Family Trust t/as Cockburn P Partition boards for NYE for Staff area		749.00
Cheque/EFT Number 233408					15.25
9/02/2023	\$APINVCE	33779	LENARA NOMINEES PTY LTD T/AS PERTH NEWS DELIVERY	LENARA NOMINEES PTY LTD T/AS PERTH NEWS DELIV West Australian Newspapers for Office of	15.25
Cheque/EFT Number 233409					68.20
9/02/2023	\$APINVCE	2854	DRY CLEANING EXPRESS PTY LTD T/AS DRYCLEAN & LAUNDRY EXPRESS	DRY CLEANING EXPRESS PTY LTD T/AS DRYCLEAN & L Rangers Dry Cleaning 22/23 FY	68.20
Cheque/EFT Number 233410					145.35
9/02/2023	\$APINVCE	00132623	The Trustee for Witherington Family Trust t/as W.A. Library Supplies	The Trustee for Witherington Family Trust t/as W.A. L3 x WALSCO Premium Gloss Self Adhesive B	145.35
Cheque/EFT Number 233411					22,252.23
9/02/2023	\$APINVCE	96277825	CHEVRON AUSTRALIA DOWNSTREAM FUELS PTY LTD	CHEVRON AUSTRALIA DOWNSTREAM FUELS PTY LTD Bulk Depot Diesel 13500L	22,252.23
Cheque/EFT Number 233412					267.62
9/02/2023	\$APINVCE	498339842	DULUXGROUP(AUSTRALIA)PTY LTD T/AS DULUX AUSTRALIA	DULUXGROUP(AUSTRALIA)PTY LTD T/AS DULUX AUS Paint and Hardware supplies for use in G	180.36
9/02/2023	\$APINVCE	498453915	DULUXGROUP(AUSTRALIA)PTY LTD T/AS DULUX AUS	DULUXGROUP(AUSTRALIA)PTY LTD T/AS DULUX AUS Paint and Hardware supplies for use in G	87.26
Cheque/EFT Number 233413					261.66
9/02/2023	\$APINVCE	1970106227	GPC Asia Pacific Pty Ltd T/AS NAPA	GPC Asia Pacific Pty Ltd T/AS NAPA Front Brake Pads for WAC Ute - Service F	261.66
Cheque/EFT Number 233414					3,003.46
9/02/2023	\$APINVCE	INV852243	ORIX Australia Corporation Ltd	ORIX Australia Corporation Ltd Orix Novated Lease 2022-23	3,003.46
Cheque/EFT Number 233415					768.74
9/02/2023	\$APINVCE	ML-T00053631	J.H. FLUID TRANSFER SOLUTIONS PTY LTD T/AS PIRTEK MALAGA	J.H. FLUID TRANSFER SOLUTIONS PTY LTD T/AS PIRTE Replacement Fire Hose Nozzle for Depot W	53.85
9/02/2023	\$APINVCE	ML-T00053878	J.H. FLUID TRANSFER SOLUTIONS PTY LTD T/AS PIRTE	J.H. FLUID TRANSFER SOLUTIONS PTY LTD T/AS PIRTE Replacement of Hydraulic Hose Assembly f	309.63
9/02/2023	\$APINVCE	ML-T00053877	J.H. FLUID TRANSFER SOLUTIONS PTY LTD T/AS PIRTE	J.H. FLUID TRANSFER SOLUTIONS PTY LTD T/AS PIRTE Replacement of Hydraulic Hose Assembly f	405.26
Cheque/EFT Number 233416					4,162.59
9/02/2023	\$APINVCE	168008	HERITAGE WAY PTY LTD (DOMUS NURSERY)	HERITAGE WAY PTY LTD (DOMUS NURSERY) Plants for the planter boxes and Stirlin	4,162.59
Cheque/EFT Number 233417					456.76
9/02/2023	\$APINVCE	14521520	RICOH AUSTRALIA PTY LTD	RICOH AUSTRALIA PTY LTD Ricoh printer Maintenance print room 202	456.76
Cheque/EFT Number 233418					971.21
9/02/2023	\$APINVCE	40531626	THE GRIFFITH FAMILY TRUST T/AS SUPERSTOCK SERVICES SUPERSTOCK FOOD SERVICES	THE GRIFFITH FAMILY TRUST T/AS SUPERSTOCK SERV SUPERSTOCK - SUPPLY OF FOOD AND BEVERAGE	45.58
9/02/2023	\$APINVCE	40531976	THE GRIFFITH FAMILY TRUST T/AS SUPERSTOCK SERVICES SUPERSTOCK FOOD SERVICES	THE GRIFFITH FAMILY TRUST T/AS SUPERSTOCK SERV SUPERSTOCK - SUPPLY OF FOOD AND BEVERAGE	433.40
9/02/2023	\$APINVCE	40532155	THE GRIFFITH FAMILY TRUST T/AS SUPERSTOCK SERVICES SUPERSTOCK FOOD SERVICES	THE GRIFFITH FAMILY TRUST T/AS SUPERSTOCK SERV SUPERSTOCK - SUPPLY OF FOOD AND BEVERAGE	203.75
9/02/2023	\$APINVCE	40532373	THE GRIFFITH FAMILY TRUST T/AS SUPERSTOCK SERVICES SUPERSTOCK FOOD SERVICES	THE GRIFFITH FAMILY TRUST T/AS SUPERSTOCK SERV SUPERSTOCK - SUPPLY OF FOOD AND BEVERAGE	65.70
9/02/2023	\$APINVCE	40532374	THE GRIFFITH FAMILY TRUST T/AS SUPERSTOCK SERVICES SUPERSTOCK FOOD SERVICES	THE GRIFFITH FAMILY TRUST T/AS SUPERSTOCK SERV SUPERSTOCK - SUPPLY OF FOOD AND BEVERAGE	222.78
Cheque/EFT Number 233419					72,603.82
9/02/2023	\$APINVCE	41634	R11 PTY LTD T/AS R11 TECHNOLOGY	R11 PTY LTD T/AS R11 TECHNOLOGY Cisco switch refresh ICT - Quote No:AW23	8,067.09
9/02/2023	\$APINVCE	41660	R11 PTY LTD T/AS R11 TECHNOLOGY	R11 PTY LTD T/AS R11 TECHNOLOGY Cisco switch refresh ICT - Quote No:AW23	64,536.73
Cheque/EFT Number 233420					506.00
9/02/2023	\$APINVCE	12877	ACCESS ICON PTY LTD T/AS CASCADA GROUP	ACCESS ICON PTY LTD T/AS CASCADA GROUP Supply of 1 x 422WSESM 1350 x 1350 x 175	506.00
Cheque/EFT Number 233421					1,672.00
9/02/2023	\$APINVCE	INV-05816	THE TRUSTEE FOR THE BCA UNIT TRUST T/AS BCA Building Certifi	THE TRUSTEE FOR THE BCA UNIT TRUST T/AS BCA Bui Certificate of Design Compliance is requ	1,672.00
Cheque/EFT Number 233422					2,963.10
9/02/2023	\$APINVCE	76621	Initiative Media Australia Pty Ltd	Ad Serving & Measurement City Of Perth P	12.58
9/02/2023	\$APINVCE	76620	Initiative Media Australia Pty Ltd	Ad Serving & Measurement City Of Perth P	4.72



Schedule of Accounts Paid - Municipal Fund
For the Period :01/02/2023-28/02/2023

Payment Date	Document Type	Invoice Number	Payee	Payment Details	Payment Amount
9/02/2023	\$APINVCE	71165	Initiative Media Australia Pty Ltd	22 Heritage Weekend - PRESS 3 X 18.8x3 1	1,719.12
9/02/2023	\$APINVCE	71926	Initiative Media Australia Pty Ltd	22 Heritage Weekend - PRESS 3 X 18.8x3 1	1,226.68
Cheque/EFT Number 233432					233.86
9/02/2023	\$APINVCE	10351	METEOR STONE PTY LTD T/AS METEOR STONE	20 pieces of Natural Tamala Limestone 45	233.86
Cheque/EFT Number 233424					825.00
9/02/2023	\$APINVCE	1563	Toni Macarla Routledge t/as Perth Piano Care	PTH Piano Tuning for Candlelight	825.00
Cheque/EFT Number 233425					1,320.00
9/02/2023	\$APINVCE	CTYPH001	Noongar Boodjar Language Cultural Aboriginal Corporation	Noongar Boodjar Language Cultural Aboriginal Corpo Acknowledgement of Country translation	1,320.00
Cheque/EFT Number 233426					280.00
9/02/2023	\$APINVCE	2863	JOONDALUP WINDSCREENS PTY LTD	Repair broken passengers side window.	280.00
Cheque/EFT Number 233427					6,325.00
9/02/2023	\$APINVCE	1905421	Stantec Australia Pty Ltd	Citiplace Car Park - Structural Works	6,325.00
Cheque/EFT Number 233428					18,390.68
9/02/2023	\$APINVCE	384	Perth Materials Blowing Pty Ltd	Blow in mulch	6,532.68
9/02/2023	\$APINVCE	389	Perth Materials Blowing Pty Ltd	Blow in mulch	11,858.00
Cheque/EFT Number 233429					5,456.00
9/02/2023	\$APINVCE	10638	Equilibrium Interactive Pty Ltd	Search Engine Optimisation, Data and Ana	5,456.00
Cheque/EFT Number 233430					42,253.15
9/02/2023	\$APINVCE	20535612	Osborne Autos Pty Ltd t/as Osborne Park Renault/Suzuki and Isuzu	Osborne Autos Pty Ltd t/as Osborne Park Renault/Su:Purchase of a supervisors utility as par	41,961.70
9/02/2023	\$APINVCE	20535612A	Osborne Autos Pty Ltd t/as Osborne Park Renault/Su:Registration and licensing of replacemen		291.45
Cheque/EFT Number 233431					6,486.55
9/02/2023	\$APINVCE	1X017048	Tyres 4U Pty Limited	New Tyres for Rubbish Trucks, Small Stre	396.00
9/02/2023	\$APINVCE	1X017038	Tyres 4U Pty Limited	New Tyres for Rubbish Trucks, Small Stre	276.10
9/02/2023	\$APINVCE	1X017037	Tyres 4U Pty Limited	New Tyres for Rubbish Trucks, Small Stre	471.31
9/02/2023	\$APINVCE	1X014199	Tyres 4U Pty Limited	New Tyres for Rubbish Trucks, Small Stre	847.22
9/02/2023	\$APINVCE	1X017039	Tyres 4U Pty Limited	New Tyres for Rubbish Trucks, Small Stre	2,217.16
9/02/2023	\$APINVCE	1X017064	Tyres 4U Pty Limited	New Tyres for Rubbish Trucks, Small Stre	30.80
9/02/2023	\$APINVCE	1X017065	Tyres 4U Pty Limited	New Tyres for Rubbish Trucks, Small Stre	2,217.16
9/02/2023	\$APINVCE	1X017076	Tyres 4U Pty Limited	New Tyres for Rubbish Trucks, Small Stre	30.80
Cheque/EFT Number 233432					150.00
9/02/2023	\$APINVCE	E5389	Botanic Gardens and Parks Authority t/as Aspects of	Booking fee Beedawong Meeting Place Apri	150.00
Cheque/EFT Number 233434					13,498.90
9/02/2023	\$APINVCE	HPL73331	Hoban Recruitment Pty Ltd	Civil Maintenance Agency Staff	2,749.63
9/02/2023	\$APINVCE	HPL73332	Hoban Recruitment Pty Ltd	Contract Parking Technicians for Technic	1,466.52
9/02/2023	\$APINVCE	HPL73333	Hoban Recruitment Pty Ltd	CPP Operations Contract Labour Hire. WAL	7,441.45
9/02/2023	\$APINVCE	HPL73330	Hoban Recruitment Pty Ltd	Contract Parking Technicians for Technic	1,841.30
Cheque/EFT Number 233435					2,423.30
9/02/2023	\$APINVCE	89680	Encyclopaedia Britannica Australia Limited	Annual subscription to Britannica Librar	2,423.30
Cheque/EFT Number 233436					30,360.00
9/02/2023	\$APINVCE	00024506	Absolute Stone Paving P/L	Absolute Stone	30,360.00
Cheque/EFT Number 233437					739.00
9/02/2023	\$APINVCE	INV0769	THE TRUSTEE FOR B and M Flegg Family Trust T/AS Watt the Flegg Electrical Servi	THE TRUSTEE FOR B and M Flegg Family Trust T/AS V.B.Flegg electrician. City Activation.	739.00
Cheque/EFT Number 233438					9,073.22
9/02/2023	\$APINVCE	1172	Aboriginal United Services Pty Ltd	AUS Contract Labour at CDS Depot Northbr	9,073.22
Cheque/EFT Number 233439					5,058.35
9/02/2023	\$APINVCE	2661889	Cleanaway Industrial Solutions Pty Ltd	Removal of Oil Sludge from Depot Water T	5,058.35
Cheque/EFT Number 233440					14,080.00
9/02/2023	\$APINVCE	3688	JB Legal Partners Pty Ltd	Engagement of JB Legal as Legal Counsel	14,080.00
Cheque/EFT Number 233441					825.00
9/02/2023	\$APINVCE	31/2022	G.G Hunt & J.R Hunt T/as Garry Hunt Consulting Group	G.G Hunt & J.R Hunt T/as Garry Hunt Consulting Grou Leadership Consulting Professional - Sen	825.00
Cheque/EFT Number 233442					99.86
9/02/2023	\$APINVCE	S10005036	MDM Entertainment Pty Ltd	Requisition not to be email to the suppl	7.59
9/02/2023	\$APINVCE	S10004823	MDM Entertainment Pty Ltd	Supply of Assorted Adult Fiction & Adult	92.27
Cheque/EFT Number 233443					308.37
9/02/2023	\$APINVCE	INV-0648	Bucci Holdings Pty Ltd t/as Visimax	4 x Pelican 2350 LED Flashlight	308.37
Cheque/EFT Number 233444					23,913.16
9/02/2023	\$APINVCE	006216	Sheffield Asset Management Pty Ltd	Rental for 26b Howe St Osborne Park	23,913.16
Cheque/EFT Number 233445					2,098.79
9/02/2023	\$APINVCE	INV-1905	J & M Asphalt Pty Ltd	James St & Newcastle St CP - Asphalt. Q	555.59
9/02/2023	\$APINVCE	INV-1904	J & M Asphalt Pty Ltd	James St & Newcastle St CP - Asphalt. Q	1,092.20
9/02/2023	\$APINVCE	INV-1906	J & M Asphalt Pty Ltd	Emergency works St Georges & Adelaide Tc	451.00
Cheque/EFT Number 233446					216.12
9/02/2023	\$APINVCE	330672	FreshExchange Pty Ltd	FRESH EXCHANGE - FRUIT AND VEGETABLES.	216.12
Cheque/EFT Number 233447					440.40
9/02/2023	\$APINVCE	25993	the trustee for Fowler Family Trust t/as Uniform fashions	the trustee for Fowler Family Trust t/as Uniform fash Staff uniforms for new Library staff as	440.40
Cheque/EFT Number 233448					320.00
9/02/2023	\$APINVCE	230101	Chelsea Victoria Hayes	Perth festival visit perth blogs	320.00
Cheque/EFT Number 233449					58,926.99
9/02/2023	\$APINVCE	INV-0806	Event Safety Management Pty Ltd	Hostile Vehicle Management - New Year's	28,268.99
9/02/2023	\$APINVCE	INV-0805	Event Safety Management Pty Ltd	HVM Installation and Management - City o	22,366.75
9/02/2023	\$APINVCE	INV-0808	Event Safety Management Pty Ltd	Traffic and HVM Plans - Australia Day -	8,291.25
Cheque/EFT Number 233450					39,658.85
9/02/2023	\$APINVCE	502907579	Seek Limited	Recruitment Services, Seek Renewal	38,500.00
9/02/2023	\$APINVCE	502907710	Seek Limited	Recruitment Services	1,158.85
Cheque/EFT Number 233451					3,944.02
9/02/2023	\$APINVCE	68517	On Tap Plumbing & Gas Pty Ltd	VARIOUS SITES - UNPLANNED PLUMBING MAINT	334.40



Schedule of Accounts Paid - Municipal Fund
For the Period :01/02/2023-28/02/2023

Payment Date	Document Type	Invoice Number	Payee	Payment Details	Payment Amount
9/02/2023	SAPINVCE	68500	On Tap Plumbing & Gas Pty Ltd	VARIOUS SITES - UNPLANNED PLUMBING MAINT	953.70
9/02/2023	SAPINVCE	68541	On Tap Plumbing & Gas Pty Ltd	VARIOUS SITES - UNPLANNED PLUMBING MAINT	85.80
9/02/2023	SAPINVCE	68540	On Tap Plumbing & Gas Pty Ltd	VARIOUS SITES - UNPLANNED PLUMBING MAINT	128.70
9/02/2023	SAPINVCE	68554	On Tap Plumbing & Gas Pty Ltd	VARIOUS SITES - UNPLANNED PLUMBING MAINT	174.11
9/02/2023	SAPINVCE	68566	On Tap Plumbing & Gas Pty Ltd	VARIOUS SITES - UNPLANNED PLUMBING MAINT	128.70
9/02/2023	SAPINVCE	68585	On Tap Plumbing & Gas Pty Ltd	VARIOUS SITES - UNPLANNED PLUMBING MAINT	214.50
9/02/2023	SAPINVCE	68634	On Tap Plumbing & Gas Pty Ltd	VARIOUS SITES - UNPLANNED PLUMBING MAINT	128.70
9/02/2023	SAPINVCE	68675	On Tap Plumbing & Gas Pty Ltd	VARIOUS SITES - UNPLANNED PLUMBING MAINT	257.40
9/02/2023	SAPINVCE	68686	On Tap Plumbing & Gas Pty Ltd	VARIOUS SITES - UNPLANNED PLUMBING MAINT	171.60
9/02/2023	SAPINVCE	68715	On Tap Plumbing & Gas Pty Ltd	VARIOUS SITES - UNPLANNED PLUMBING MAINT	171.60
9/02/2023	SAPINVCE	68748	On Tap Plumbing & Gas Pty Ltd	VARIOUS SITES - UNPLANNED PLUMBING MAINT	233.00
9/02/2023	SAPINVCE	68749	On Tap Plumbing & Gas Pty Ltd	VARIOUS SITES - UNPLANNED PLUMBING MAINT	85.80
9/02/2023	SAPINVCE	68845	On Tap Plumbing & Gas Pty Ltd	VARIOUS SITES - UNPLANNED PLUMBING MAINT	248.60
9/02/2023	SAPINVCE	68689	On Tap Plumbing & Gas Pty Ltd	VARIOUS SITES - UNPLANNED PLUMBING MAINT	432.30
9/02/2023	SAPINVCE	68636	On Tap Plumbing & Gas Pty Ltd	VARIOUS SITES - UNPLANNED PLUMBING MAINT	195.11
Cheque/EFT Number 233452 Maxey Plumbing Pty Ltd					42,181.09
9/02/2023	SAPINVCE	14322	Maxey Plumbing Pty Ltd	LABYRINTH PUMPS 13 & 14 REPAIRS CONTRA	42,181.09
Cheque/EFT Number 233453 Cleanamarina Pty Ltd					750.00
9/02/2023	SAPINVCE	CM126	Cleanamarina Pty Ltd	Keep Aust Beautiful grant associated wor	750.00
Cheque/EFT Number 233454 Perth Playground & Rubber Pty Ltd					10,802.00
9/02/2023	SAPINVCE	INV-819	Perth Playground & Rubber Pty Ltd	Playground softfall repairs at Langley p	3,740.00
9/02/2023	SAPINVCE	INV-818	Perth Playground & Rubber Pty Ltd	Russel Sq playground rubber softfall rep	7,062.00
Cheque/EFT Number 233455 Wright Welding & Fabrication Pty Ltd					14,523.95
9/02/2023	SAPINVCE	INV-0391	Wright Welding & Fabrication Pty Ltd	Massive Cracks Welded + Welded New Plate	8,281.23
9/02/2023	SAPINVCE	INV-0390	Wright Welding & Fabrication Pty Ltd	Welding repairs to large steel door hing	1,081.08
9/02/2023	SAPINVCE	INV-0393	Wright Welding & Fabrication Pty Ltd	Labour for Northbridge barricade install	926.64
9/02/2023	SAPINVCE	INV-0392	Wright Welding & Fabrication Pty Ltd	General street lighting maintenance	4,235.00
Cheque/EFT Number 233456 MPS Paving Systems Australia Pty Ltd					2,893.00
9/02/2023	SAPINVCE	00011270	MPS Paving Systems Australia Pty Ltd	Supply 20 x Rockpave Resin Kits	2,893.00
Cheque/EFT Number 233457 Xsights Digital Pty Ltd					2,178.00
9/02/2023	SAPINVCE	INV-0362	Xsights Digital Pty Ltd	Water Sensor recovery, re-programming, m	2,178.00
Cheque/EFT Number 233458 VL Motterram + Trustee for both Guildford + NB Family Trusts t/as Office Nationa					8.33
9/02/2023	SAPINVCE	358633	VL Motterram + Trustee for both Guildford + NB Fam	USB Pockets pack of 10, 90mm	8.33
Cheque/EFT Number 233459 58 Degrees Pty Ltd t/as La Veen Coffee					5,500.00
9/02/2023	SAPINVCE	INV-0881	58 Degrees Pty Ltd t/as La Veen Coffee	Small Business Bounce Back Grants 2021/2	5,500.00
Cheque/EFT Number 233460 Helene Pty Ltd t/as LO-GO Appointments					1,622.12
9/02/2023	SAPINVCE	H2021	Helene Pty Ltd t/as LO-GO Appointments	Rachel Edmundson - Temp	1,622.12
Cheque/EFT Number 233461 Japan Australia Settlements Pty Ltd t/a Let's Study in Perth					4,640.00
9/02/2023	SAPINVCE	01	Japan Australia Settlements Pty Ltd t/a Let's Study in	Small Business Bounce Back Grants 21/22	4,640.00
Cheque/EFT Number 233462 The Trustee for the Gilmour Trust t/as Gilmour & Jooste Elec Gilmour & Jooste El					22,947.37
9/02/2023	SAPINVCE	28155	The Trustee for the Gilmour Trust t/as Gilmour & Joo	VARIOUS SITES - UNPLANNED ELECTRICAL MAI	866.25
9/02/2023	SAPINVCE	28020	The Trustee for the Gilmour Trust t/as Gilmour & Joo	VARIOUS SITES - UNPLANNED ELECTRICAL MAI	1,061.39
9/02/2023	SAPINVCE	28150	The Trustee for the Gilmour Trust t/as Gilmour & Joo	VARIOUS SITES - UNPLANNED ELECTRICAL MAI	2,789.93
9/02/2023	SAPINVCE	27670	The Trustee for the Gilmour Trust t/as Gilmour & Joo	RCD Testing Preventative Maintenance	10,395.00
9/02/2023	SAPINVCE	27812	The Trustee for the Gilmour Trust t/as Gilmour & Joo	VARIOUS SITES - UNPLANNED ELECTRICAL MAI	3,328.22
9/02/2023	SAPINVCE	28061	The Trustee for the Gilmour Trust t/as Gilmour & Joo	VARIOUS SITES - UNPLANNED ELECTRICAL MAI	111.38
9/02/2023	SAPINVCE	28068	The Trustee for the Gilmour Trust t/as Gilmour & Joo	VARIOUS SITES - UNPLANNED ELECTRICAL MAI	405.81
9/02/2023	SAPINVCE	28094	The Trustee for the Gilmour Trust t/as Gilmour & Joo	VARIOUS SITES - UNPLANNED ELECTRICAL MAI	55.00
9/02/2023	SAPINVCE	28060	The Trustee for the Gilmour Trust t/as Gilmour & Joo	VARIOUS SITES - UNPLANNED ELECTRICAL MAI	148.50
9/02/2023	SAPINVCE	28059	The Trustee for the Gilmour Trust t/as Gilmour & Joo	VARIOUS SITES - UNPLANNED ELECTRICAL MAI	357.46
9/02/2023	SAPINVCE	28153	The Trustee for the Gilmour Trust t/as Gilmour & Joo	Electrician Call out for Disconnected Fa	220.00
9/02/2023	SAPINVCE	28192	The Trustee for the Gilmour Trust t/as Gilmour & Joo	VARIOUS SITES - UNPLANNED ELECTRICAL MAI	159.89
9/02/2023	SAPINVCE	27057	The Trustee for the Gilmour Trust t/as Gilmour & Joo	Main Switch. & Distribution Maintenance	594.00
9/02/2023	SAPINVCE	28195	The Trustee for the Gilmour Trust t/as Gilmour & Joo	VARIOUS SITES - UNPLANNED ELECTRICAL MAI	87.45
9/02/2023	SAPINVCE	28158	The Trustee for the Gilmour Trust t/as Gilmour & Joo	VARIOUS SITES - UNPLANNED ELECTRICAL MAI	288.00
9/02/2023	SAPINVCE	28156	The Trustee for the Gilmour Trust t/as Gilmour & Joo	VARIOUS SITES - UNPLANNED ELECTRICAL MAI	686.96
9/02/2023	SAPINVCE	28194	The Trustee for the Gilmour Trust t/as Gilmour & Joo	VARIOUS SITES - UNPLANNED ELECTRICAL MAI	244.70
9/02/2023	SAPINVCE	28191	The Trustee for the Gilmour Trust t/as Gilmour & Joo	VARIOUS SITES - UNPLANNED ELECTRICAL MAI	185.63
9/02/2023	SAPINVCE	26860	The Trustee for the Gilmour Trust t/as Gilmour & Joo	Parker St - Replace lamp & test ballast	314.34
9/02/2023	SAPINVCE	28193	The Trustee for the Gilmour Trust t/as Gilmour & Joo	VARIOUS SITES - UNPLANNED ELECTRICAL MAI	647.46
Cheque/EFT Number 233463 The Trustee for Walker Street Trust t/as Perth Temporary t/as Perth Temporary Fe					220.00
9/02/2023	SAPINVCE	INV-0338	The Trustee for Walker Street Trust t/as Perth Tempc	Temporary Fencing Shade Cloth	220.00
Cheque/EFT Number 233464 TJ and RJ Sellick Pty Ltd t/as Lawn Doctor					102,043.49
9/02/2023	SAPINVCE	00721312	TJ and RJ Sellick Pty Ltd t/as Lawn Doctor	Turf Renovations	47,531.10
9/02/2023	SAPINVCE	00721413	TJ and RJ Sellick Pty Ltd t/as Lawn Doctor	Turf fertiliser	42,681.33
9/02/2023	SAPINVCE	00721385	TJ and RJ Sellick Pty Ltd t/as Lawn Doctor	Turf renovation	10,271.15
9/02/2023	SAPINVCE	00721311	TJ and RJ Sellick Pty Ltd t/as Lawn Doctor	Turf renovation	1,559.91
Cheque/EFT Number 233465 People2People Recruitment (Western Australia) Pty Ltd					3,676.20
9/02/2023	SAPINVCE	INV-0000025605	People2People Recruitment (Western Australia) Pty L	Agency fees for Properties	3,676.20
Cheque/EFT Number 233466 The Trustee for Cobber Trust t/as Imperial Glass					3,748.85
9/02/2023	SAPINVCE	00203684	The Trustee for Cobber Trust t/as Imperial Glass	PCEC CP - Broken glass replacement Revi	2,495.39
9/02/2023	SAPINVCE	00203695	The Trustee for Cobber Trust t/as Imperial Glass	Replace broken glass panel - PCEC	1,253.46
Cheque/EFT Number 233467 KC Distributors (Aust) Pty Ltd t/as KC Australia					1,652.75
9/02/2023	SAPINVCE	INV-00078930	KC Distributors (Aust) Pty Ltd t/as KC Australia	50 x plastic bottles, 150 x hats for Han	1,652.75
Cheque/EFT Number 233468 West to West Carpentry Services Pty Ltd					27,734.89
9/02/2023	SAPINVCE	30041168	West to West Carpentry Services Pty Ltd	Quote 1009759, Elder St CP car crash rep	27,734.89



Schedule of Accounts Paid - Municipal Fund
For the Period :01/02/2023-28/02/2023

Payment Date	Document Type	Invoice Number	Payee	Payment Details	Payment Amount
Cheque/EFT Number 233469					
9/02/2023	\$APINVCE	INV-0164	Western Environmental Approvals Pty Ltd	Environment consultant native veg cleari	6,160.00
Cheque/EFT Number 233470					
9/02/2023	\$APINVCE	INV46315	Breathalyser Sales & Service Pty Ltd	ISA Depot Voluntary Breathalyser Trial	1,485.00
Cheque/EFT Number 233471					
9/02/2023	\$APINVCE	306	The Trustee for Durey & Danilovic Property Trust	Safer Spaces Grant 2021/22 The Trustee f	9,532.42
Cheque/EFT Number 233472					
9/02/2023	\$APINVCE	0362	Growise Pty Ltd	5 x Bags Bactivate Granules	714.73
Cheque/EFT Number 233473					
9/02/2023	\$APINVCE	21001	Tristar Water Solutions Pty Ltd	Clean and Repairs of Depot Waste Water T	969.14
Cheque/EFT Number 233474					
9/02/2023	\$APINVCE	INV-0316	Coredata (WA) Pty Ltd	Core Data Consumer Deep Dive	82,040.20
Cheque/EFT Number 233475					
9/02/2023	\$APINVCE	INV-0041	Design Institute of Australia	Local Activation Grant 22/23 - Batch Nin	5,500.00
Cheque/EFT Number 233476					
9/02/2023	\$APINVCE	4033070603	Boc Gases Australia Ltd	Dry Ice for mosquito traps Do not email	3.49
Cheque/EFT Number 233477					
9/02/2023	\$APINVCE	2404/99808253	BUNNINGS BUILDING SUPPLIES P/L	Poles for installing and removing parkin	453.30
9/02/2023	\$APINVCE	2404/01357126	BUNNINGS BUILDING SUPPLIES P/L	Stainless handles for Piazza Bollards	183.41
9/02/2023	\$APINVCE	2010/01843661	BUNNINGS BUILDING SUPPLIES P/L	Stainless handles for Piazza Bollards	44.43
9/02/2023	\$APINVCE	2404/99800513	BUNNINGS BUILDING SUPPLIES P/L	Spray Zinc Rust Protection, Stores Stock	157.30
9/02/2023	\$APINVCE	2404/99800514	BUNNINGS BUILDING SUPPLIES P/L	Insect Refill & 10mm drill: Stores Stock	204.48
9/02/2023	\$APINVCE	2260/00740974	BUNNINGS BUILDING SUPPLIES P/L	VARIOUS SITES - SUPPLY OF GENERAL HARDWA	101.16
9/02/2023	\$APINVCE	2260/00647933	BUNNINGS BUILDING SUPPLIES P/L	VARIOUS SITES - SUPPLY OF GENERAL HARDWA	77.94
9/02/2023	\$APINVCE	2260/00802871	BUNNINGS BUILDING SUPPLIES P/L	Bunnings Group Supply of Maintenance Equ	25.87
9/02/2023	\$APINVCE	2260/00671926	BUNNINGS BUILDING SUPPLIES P/L	Bunnings Group Supply of Maintenance Equ	452.27
9/02/2023	\$APINVCE	2406/01884559	BUNNINGS BUILDING SUPPLIES P/L	VARIOUS SITES - SUPPLY OF GENERAL HARDWA	79.27
9/02/2023	\$APINVCE	2260/00888432	BUNNINGS BUILDING SUPPLIES P/L	Various items for sign installation, tur	39.33
Cheque/EFT Number 233478					
9/02/2023	\$HRPAYJNL	F 27/01/2023	CFMEU MINING & ENERGY DIVISION	CFMEU	40.00
9/02/2023	\$HRPAYJNL	EF 27/01/2023	CFMEU MINING & ENERGY DIVISION	CFMEU	320.00
Cheque/EFT Number 233479					
9/02/2023	\$APINVCE	444573	CHAMBER OF COMMERCE & INDUSTRY OF WA INC	Corporate annual membership 01/03/23 to	19,728.60
Cheque/EFT Number 233480					
9/02/2023	\$HRPAYJNL	F 27/01/2023	Child Support Agency	ATO Child Support Deduction	947.25
9/02/2023	\$HRPAYJNL	EF 27/01/2023	Child Support Agency	ATO Child Support Garnishees	687.45
Cheque/EFT Number 233481					
9/02/2023	\$APINVCE	A048289	Choiceone Pty Ltd	Labour Hire - Civil Maintenance	2,024.70
9/02/2023	\$APINVCE	A048291	Choiceone Pty Ltd	Temp Labour Hire - Waste and Cleaning Sa	6,493.40
9/02/2023	\$APINVCE	A048290	Choiceone Pty Ltd	Civil Maintenance-Agency Staff	2,056.34
9/02/2023	\$APINVCE	A048293	Choiceone Pty Ltd	Choiceone	2,024.70
9/02/2023	\$APINVCE	A048295	Choiceone Pty Ltd	Civil Maintenance Agency Staff	2,579.53
9/02/2023	\$APINVCE	A048294	Choiceone Pty Ltd	Carpenters-Temporary Staff	3,030.25
9/02/2023	\$APINVCE	A048296	Choiceone Pty Ltd	Choiceone recruitment- Labour hire to co	2,395.08
9/02/2023	\$APINVCE	A048292	Choiceone Pty Ltd	Choiceone Recruitment - labour hire - t	1,761.45
9/02/2023	\$APINVCE	A048297	Choiceone Pty Ltd	Choiceone recruitment- Labour hire to co	2,338.06
Cheque/EFT Number 233482					
9/02/2023	\$HRPAYJNL	F 27/01/2023	CITY OF PERTH STAFF SOCIAL CLUB	Social Club	595.00
9/02/2023	\$HRPAYJNL	EF 27/01/2023	CITY OF PERTH STAFF SOCIAL CLUB	Social Club	56.00
Cheque/EFT Number 233483					
9/02/2023	\$APINVCE	996	CITY OF STIRLING	Waste Disposal - Tipping fees 22/23	684.60
Cheque/EFT Number 233484					
9/02/2023	\$APINVCE	INV-37946	CLASSIC TREE SERVICES	Street Tree Pruning, Removal and Arboric	511.50
9/02/2023	\$APINVCE	INV-37948	CLASSIC TREE SERVICES	Street Tree Pruning, Removal and Arboric	1,918.13
9/02/2023	\$APINVCE	INV-37858	CLASSIC TREE SERVICES	Tree Preservation Order Assessment & Rep	533.50
9/02/2023	\$APINVCE	INV-37928	CLASSIC TREE SERVICES	Street Tree Pruning, Removal and Arboric	827.75
9/02/2023	\$APINVCE	INV-37926	CLASSIC TREE SERVICES	Street Tree Pruning, Removal and Arboric	3,025.00
9/02/2023	\$APINVCE	INV-37895	CLASSIC TREE SERVICES	Street Tree Pruning, Removal and Arboric	1,210.00
9/02/2023	\$APINVCE	INV-37957	CLASSIC TREE SERVICES	Street Tree Pruning, Removal and Arboric	990.00
9/02/2023	\$APINVCE	INV-37934	CLASSIC TREE SERVICES	Street Tree Pruning, Removal and Arboric	2,527.80
9/02/2023	\$APINVCE	INV-37962	CLASSIC TREE SERVICES	Street Tree Pruning, Removal and Arboric	9,740.50
9/02/2023	\$APINVCE	INV-37879	CLASSIC TREE SERVICES	Street Tree Pruning, Removal and Arboric	880.00
9/02/2023	\$APINVCE	INV-37941	CLASSIC TREE SERVICES	Street Tree Pruning, Removal and Arboric	277.20
9/02/2023	\$APINVCE	INV-37990	CLASSIC TREE SERVICES	Street Tree Pruning, Removal and Arboric	4,451.70
Cheque/EFT Number 233485					
9/02/2023	\$APINVCE	22101796	Coates Hire Operations Pty Limited	Forklift hire for Christmas deco	2,475.76
Cheque/EFT Number 233486					
9/02/2023	\$HRPAYJNL	F 13/01/2023	DEPUTY COMMISSIONER OF TAXATION	Withholding Tax (PAYG)	314.00
9/02/2023	\$HRPAYJNL	F 27/01/2023	DEPUTY COMMISSIONER OF TAXATION	Withholding Tax (PAYG)	533,959.00
9/02/2023	\$HRPAYJNL	F 27/01/2023	DEPUTY COMMISSIONER OF TAXATION	Extra Tax	5,403.00
9/02/2023	\$HRPAYJNL	F 27/01/2023	DEPUTY COMMISSIONER OF TAXATION	HELP	18,384.00
9/02/2023	\$HRPAYJNL	F 27/01/2023	DEPUTY COMMISSIONER OF TAXATION	Withholding Tax (PAYG)	37,651.00
9/02/2023	\$HRPAYJNL	F 27/01/2023	DEPUTY COMMISSIONER OF TAXATION	Extra Tax	28.00
9/02/2023	\$HRPAYJNL	F 27/01/2023	DEPUTY COMMISSIONER OF TAXATION	ETP Tax (Code O)	215.00
9/02/2023	\$HRPAYJNL	F 27/01/2023	DEPUTY COMMISSIONER OF TAXATION	HELP	20.00
9/02/2023	\$HRPAYJNL	EF 27/01/2023	DEPUTY COMMISSIONER OF TAXATION	Withholding Tax (PAYG)	112,818.00



Schedule of Accounts Paid - Municipal Fund
For the Period :01/02/2023-28/02/2023

Payment Date	Document Type	Invoice Number	Payee	Payment Details	Payment Amount
9/02/2023	SHRPAYJNL	EF 27/01/2023	DEPUTY COMMISSIONER OF TAXATION	Extra Tax	1,821.00
9/02/2023	SHRPAYJNL	EF 27/01/2023	DEPUTY COMMISSIONER OF TAXATION	HELP	1,742.00
9/02/2023	SHRPAYJNL	F 2/02/2023	DEPUTY COMMISSIONER OF TAXATION	Withholding Tax (PAYG)	30,843.00
9/02/2023	SHRPAYJNL	F 2/02/2023	DEPUTY COMMISSIONER OF TAXATION	Extra Tax	21.00
9/02/2023	SHRPAYJNL	F 2/02/2023	DEPUTY COMMISSIONER OF TAXATION	ETP Tax (Code O)	282.00
Cheque/EFT Number 233487					1,392.00
9/02/2023	SAPINVCE	162557	DILENA METAL SALES	Parking Poles 12@ 3800x60	1,392.00
Cheque/EFT Number 233488					325.19
9/02/2023	SAPINVCE	11083614	FARINOSI & SONS PTY LTD	Ute supplies for street furniture instal	54.75
9/02/2023	SAPINVCE	11083613	FARINOSI & SONS PTY LTD	Ute supplies for street furniture instal	160.10
9/02/2023	SAPINVCE	11083612	FARINOSI & SONS PTY LTD	Ute supplies for street furniture instal	30.72
9/02/2023	SAPINVCE	11084051	FARINOSI & SONS PTY LTD	VARIOUS SITES - SUPPLY OF MINOR HARDWARE	79.62
Cheque/EFT Number 233489					110.00
9/02/2023	SAPINVCE	0360004759	ELGAS SWAP AND GO	Service charge for 9kg gas cylinders for	110.00
Cheque/EFT Number 233490					1,288.43
9/02/2023	SAPINVCE	151517	STRATAGREEN	Selective herbicide and measuring jugs	1,288.43
Cheque/EFT Number 233491					20,302.54
9/02/2023	SAPINVCE	51405610	HAYS PERSONNEL SERVICES (AUST) PTY LTD	Temp Labour Hire - Waste and Cleaning Sa	2,345.22
9/02/2023	SAPINVCE	51405611	HAYS PERSONNEL SERVICES (AUST) PTY LTD	Temp Labour Hire - Waste and Cleaning Sa	3,038.26
9/02/2023	SAPINVCE	51373773	HAYS PERSONNEL SERVICES (AUST) PTY LTD	Contract Marketing (via Hays) - December	14,919.06
Cheque/EFT Number 233492					402.39
9/02/2023	SHRPAYJNL	F 27/01/2023	HOSPITAL BENEFIT FUND OF WA	Hospital Benefit Fund	127.29
9/02/2023	SHRPAYJNL	EF 27/01/2023	HOSPITAL BENEFIT FUND OF WA	Hospital Benefit Fund	275.10
Cheque/EFT Number 233493					4,207.50
9/02/2023	SAPINVCE	INV-43901	HYDROQUIP PUMPS	John Oldham fountain starter	4,207.50
Cheque/EFT Number 233494					7,375.99
9/02/2023	SAPINVCE	234387	JASON SIGNMAKERS	Fee decals in car parks - 16 January 202	3,194.34
9/02/2023	SAPINVCE	234496	JASON SIGNMAKERS	Coreflute A-Frame signs for car parks	4,181.65
Cheque/EFT Number 233495					1,333.22
9/02/2023	SAPINVCE	86260	Light Application Pty Ltd	Trafalgar Bridge - repair faulty lights	1,333.22
Cheque/EFT Number 233496					1,993.70
9/02/2023	SAPCREDIT	40836	MARKETFORCE LTD	Early Settlement Discount November 2022	-121.73
9/02/2023	SAPCREDIT	40837	MARKETFORCE LTD	Early Settlement Discount November 2022	-73.93
9/02/2023	SAPINVCE	46618	MARKETFORCE LTD	Statutory Advertising - Tenders 2022/23	524.08
9/02/2023	SAPINVCE	46619	MARKETFORCE LTD	Statutory Advertising - Tenders 2022/23	357.23
9/02/2023	SAPINVCE	46620	MARKETFORCE LTD	Statutory Advertising - Tenders 2022/23	357.23
9/02/2023	SAPINVCE	46616	MARKETFORCE LTD	Statutory Advertising - Tenders 2022/23	491.99
9/02/2023	SAPINVCE	46617	MARKETFORCE LTD	Statutory Advertising - Tenders 2022/23	502.69
9/02/2023	SAPCREDIT	40952	MARKETFORCE LTD	Early Settlement Discount December 2022	-43.86
Cheque/EFT Number 233497					39,113.75
9/02/2023	SAPINVCE	SINV-046443	MINDARIE REGIONAL COUNCIL	Green Waste Tipping Fees 22/23	1,020.27
9/02/2023	SAPINVCE	SINV-046477	MINDARIE REGIONAL COUNCIL	Provision of Landfill Tipping - 2022/23	38,246.60
9/02/2023	SAPCREDIT	SCR-03763	MINDARIE REGIONAL COUNCIL	Invoice SINV-046477	-153.12
Cheque/EFT Number 233498					1,210.00
9/02/2023	SHRPAYJNL	EF 27/01/2023	LGRCEU	LGRCEU	1,100.00
9/02/2023	SHRPAYJNL	F 27/01/2023	LGRCEU	LGRCEU	110.00
Cheque/EFT Number 233499					209.00
9/02/2023	SAPINVCE	2662342	Nationwide Oils/t/as transpacific	Removal OF 1,000lts of Oil Waste	209.00
Cheque/EFT Number 233500					1,432.00
9/02/2023	SAPINVCE	461911	Property Council of Australia	Professional Development SFerguson	132.00
9/02/2023	SAPINVCE	462027	Property Council of Australia	Attendance at WA Retail Conference 2023	1,300.00
Cheque/EFT Number 233501					418.61
9/02/2023	SAPINVCE	671597	Galvins Plumbing Supplies	Drainage Maintenance	418.61
Cheque/EFT Number 233502					458.70
9/02/2023	SAPINVCE	14059842	RSEA PTY LTD	One pair of Blundstone B025 gumboots	51.70
9/02/2023	SAPINVCE	14081020	RSEA PTY LTD	Safety Boots Garry Phelps (6465)	148.50
9/02/2023	SAPINVCE	14062057	RSEA PTY LTD	Civil Maintenance-Safety Wear	66.00
9/02/2023	SAPINVCE	14040955	RSEA PTY LTD	Outdoor workforce uniform order for new	192.50
Cheque/EFT Number 233503					6,057.89
9/02/2023	SAPINVCE	661098513	FUJI XEROX BUSINESSFORCE PTY LTD	Reminder and Final Demand notice product	339.93
9/02/2023	SAPINVCE	662098513	FUJI XEROX BUSINESSFORCE PTY LTD	Reminder and Final Demand notice product	1,482.85
9/02/2023	SAPINVCE	661098514	FUJI XEROX BUSINESSFORCE PTY LTD	Reminder and Final Demand notice product	294.29
9/02/2023	SAPINVCE	661098512	FUJI XEROX BUSINESSFORCE PTY LTD	Reminder and Final Demand notice product	452.16
9/02/2023	SAPINVCE	662098514	FUJI XEROX BUSINESSFORCE PTY LTD	Reminder and Final Demand notice product	1,187.81
9/02/2023	SAPINVCE	662098512	FUJI XEROX BUSINESSFORCE PTY LTD	Reminder and Final Demand notice product	2,300.85
Cheque/EFT Number 233504					1,896.58
9/02/2023	SAPINVCE	SI465511	STATEWIDE CLEANING SUPPLIES	Cleaning supplies for the Citiplace Rest	1,896.58
Cheque/EFT Number 233505					268.05
9/02/2023	SAPINVCE	75265 #3	CSP GROUP PTY LTD T/AS STIHL SHOP OSBORNE PARI	General Servicing of Minor Plant - EG -	44.50
9/02/2023	SAPINVCE	75287	CSP GROUP PTY LTD T/AS STIHL SHOP OSBORNE PARI	General Servicing of Minor Plant - EG -	101.50
9/02/2023	SAPINVCE	75282	CSP GROUP PTY LTD T/AS STIHL SHOP OSBORNE PARI	General Servicing of Minor Plant - EG -	122.05
Cheque/EFT Number 233506					99.95
9/02/2023	SAPINVCE	OP-189315	Toolmart Australia Pty Ltd	Tool Maintenance	99.95
Cheque/EFT Number 233507					6,200.16
9/02/2023	SAPINVCE	412487301	TOTAL EDEN PTY LTD T/AS Nutrien Water	PVC Coupling	34.02
9/02/2023	SAPINVCE	412498417	TOTAL EDEN PTY LTD T/AS Nutrien Water	Poly Adaptor 15mm, I25 Sprinklers 4" & C	6,166.14



Schedule of Accounts Paid - Municipal Fund
For the Period :01/02/2023-28/02/2023

Payment Date	Document Type	Invoice Number	Payee	Payment Details	Payment Amount
Cheque/EFT Number 233508			T QUIP		2,387.80
9/02/2023	\$APINVCE	116626 #26	T QUIP	Assorted Spares Parts For Parks Larger M	1,854.50
9/02/2023	\$APINVCE	116641 #26	T QUIP	Assorted Spares Parts For Parks Larger M	533.30
Cheque/EFT Number 233509			Ultimo Catering & Events Pty Ltd		1,218.80
9/02/2023	\$APINVCE	00417699	Ultimo Catering & Events Pty Ltd	COP catering Food supplies ULTIMO	89.98
9/02/2023	\$APINVCE	00417698	Ultimo Catering & Events Pty Ltd	COP catering Food supplies ULTIMO	124.30
9/02/2023	\$APINVCE	00417700	Ultimo Catering & Events Pty Ltd	COP catering Food supplies ULTIMO	207.35
9/02/2023	\$APINVCE	00417701	Ultimo Catering & Events Pty Ltd	COP catering Food supplies ULTIMO	104.50
9/02/2023	\$APINVCE	00417705	Ultimo Catering & Events Pty Ltd	COP catering Food supplies ULTIMO	191.18
9/02/2023	\$APINVCE	00417703	Ultimo Catering & Events Pty Ltd	COP catering Food supplies ULTIMO	166.32
9/02/2023	\$APINVCE	00417702	Ultimo Catering & Events Pty Ltd	COP catering Food supplies ULTIMO	190.96
9/02/2023	\$APINVCE	00417704	Ultimo Catering & Events Pty Ltd	COP catering Food supplies ULTIMO	251.90
9/02/2023	\$APCREDIT	00417821	Ultimo Catering & Events Pty Ltd	Invoice 00417500	-107.69
Cheque/EFT Number 233510			Western Australian Youth Music Association Inc		440.00
9/02/2023	\$APINVCE	100	Western Australian Youth Music Association Inc	WAYO String Quartet - background music a	440.00
Cheque/EFT Number 233511			WEST AUSTRALIAN LOCAL GOVERNMENT ASSOC ASSOCIATION - WALGA		638.00
9/02/2023	\$APINVCE	SI-003170	WEST AUSTRALIAN LOCAL GOVERNMENT ASSOC ASSOCIATION	Cr Brent Fleeton WALGA Training	638.00
Cheque/EFT Number 233512			DOWNER EDI WORKS		7,447.11
9/02/2023	\$APINVCE	716660	DOWNER EDI WORKS	Traffic Management Plan Review	3,135.00
9/02/2023	\$APINVCE	6014678	DOWNER EDI WORKS	Winthrop Ave (S8ND) - Resurfacing	1,772.10
9/02/2023	\$APINVCE	6014679	DOWNER EDI WORKS	Riverside Dr - TMP Creation	2,540.01
Cheque/EFT Number 233513			Anthony Rowe		99.00
9/02/2023	\$APINVCE	SKIP2023/5	Anthony Rowe	Refund. Obstruction Permits	99.00
Cheque/EFT Number 233514			Michelle Draper		99.00
9/02/2023	\$APINVCE	EV2023/22	Michelle Draper	Incorrect application submitted	99.00
Cheque/EFT Number 233515			COLLEEN DIXON		1,065.90
9/02/2023	\$APINVCE	310123 CD	COLLEEN DIXON	Gratuity Payment	1,065.90
Cheque/EFT Number 233516			Scanlan Architects Account		153.40
9/02/2023	\$APINVCE	2021/557	Scanlan Architects Account	Incorrect application submitted	153.40
Cheque/EFT Number 233517			The Owners of Absolute Apartments		16.00
9/02/2023	\$APINVCE	310123	The Owners of Absolute Apartments	Refund overpayment Inv 266371	16.00
Cheque/EFT Number 233518			Platinum Planning Solutions		877.00
9/02/2023	\$APINVCE	2023/5016	Platinum Planning Solutions	Incorrect estimated work value imputed	877.00
Cheque/EFT Number 233519			Mona Rezzaei		170.50
9/02/2023	\$APINVCE	01126376	Mona Rezzaei	Refund parking card 01126376 less 5%	170.50
Cheque/EFT Number 233520			Changying Shao		153.25
9/02/2023	\$APINVCE	01123722	Changying Shao	Refund parking card card 01123722	153.25
Cheque/EFT Number 233521			Jonathon W T Wynn		140.00
9/02/2023	\$APINVCE	300123 JW	Jonathon W T Wynn	Healthy Lifestyle payment	140.00
Cheque/EFT Number 233522			Jenni Appel		90.00
9/02/2023	\$APINVCE	200123 JA	Jenni Appel	Healthy Lifestyle payment	90.00
Cheque/EFT Number 233523			Martina Marsic		99.99
9/02/2023	\$APINVCE	300123 MM	Martina Marsic	Healthy Lifestyle payment	99.99
Cheque/EFT Number 233524			Hallston Construction Trust		486.99
9/02/2023	\$APINVCE	DEM2023/68	Hallston Construction Trust	Incorrect application type submitted	486.99
Cheque/EFT Number 233525			Minter Ellison Law Practice Trust Account		73.00
9/02/2023	\$APINVCE	2023/5017	Minter Ellison Law Practice Trust Account	App required to be lodged through WAPC	73.00
Cheque/EFT Number 233526			Denning Associates		164.99
9/02/2023	\$APINVCE	BPC2023/59	Denning Associates	Incorrect application submitted	164.99
Cheque/EFT Number 233527			Scott & Heather Teymant		150.00
9/02/2023	\$APINVCE	130123 ST	Scott & Heather Teymant	Healthy Lifestyle payment	150.00
Cheque/EFT Number 233528			Nina Vesnic		110.00
9/02/2023	\$APINVCE	310123 NV	Nina Vesnic	Optical Eyewear Reimbursement	110.00
Cheque/EFT Number 233529			Bree Smithson		63.00
9/02/2023	\$APINVCE	010223 BS	Bree Smithson	Healthy Lifestyle payment	63.00
Cheque/EFT Number 233530			DANCE SPORT AUSTRALIA WESTERN AUSTRALIA		710.00
9/02/2023	\$APINVCE	35611	DANCE SPORT AUSTRALIA WESTERN AUSTRALIA	Refund Bond hire of Perth Town Hall	710.00
Cheque/EFT Number 233531			DoT Operating Account		1,290.00
9/02/2023	\$APINVCE	56661	DoT Operating Account	Refund of Overpayments-Credit note 56661	1,290.00
Cheque/EFT Number 233532			Nicole Perer		4.00
9/02/2023	\$APINVCE	080223	Nicole Perer	Refund overcharged parking fee	4.00
Cheque/EFT Number 233533			HILLARYS HEALTH PTY LTD		1,113.75
9/02/2023	\$APINVCE	117637 9	HILLARYS HEALTH PTY LTD	Refund Overpaid Rates 2022/2023	1,113.75
Cheque/EFT Number 233534			Broad Construction Services (WA)		1,890.00
9/02/2023	\$APINVCE	HG2022/25	Broad Construction Services (WA)	Refund of Work Bond: HG-2022/25	1,890.00
Cheque/EFT Number 233535			RENT A FENCE PTY LTD		1,097.25
16/02/2023	\$APINVCE	RF 505373	RENT A FENCE PTY LTD	Back of house fencing for Perth Scorcher	1,097.25
Cheque/EFT Number 233536			REPCO		801.53
16/02/2023	\$APINVCE	4520702217	REPCO	Service Filters for 7 x VW Caddy - Parki	801.53
Cheque/EFT Number 233537			CTIS PTY LTD		20,297.00
16/02/2023	\$APINVCE	01070668	CTIS PTY LTD	This item is for ctis attendance for mai	297.00
16/02/2023	\$APINVCE	01070719	CTIS PTY LTD	Container Deposit Scheme Top Up Fund	20,000.00
Cheque/EFT Number 233538			The Trustee for Austrend Trust t/as Austrend Tubing		2,926.33
16/02/2023	\$APINVCE	6555 3538	The Trustee for Austrend Trust t/as Austrend Tubing	74x 3.2m Galvanized Poles.	2,926.33
Cheque/EFT Number 233539			BIDFOOD WA PTY LTD		5,580.38
16/02/2023	\$APINVCE	I58004412.PER	BIDFOOD WA PTY LTD	Food and beverage supplies for Community	1,116.29



Schedule of Accounts Paid - Municipal Fund
For the Period :01/02/2023-28/02/2023

Payment Date	Document Type	Invoice Number	Payee	Payment Details	Payment Amount
16/02/2023	\$APINVCE	I58065193.PER	BIDFOOD WA PTY LTD	Food and beverage supplies for Community	977.15
16/02/2023	\$APINVCE	I58065191.PER	BIDFOOD WA PTY LTD	Food and beverage supplies for Community	365.97
16/02/2023	\$APINVCE	I58039858.PER	BIDFOOD WA PTY LTD	Food and beverage supplies for Community	1,167.20
16/02/2023	\$APINVCE	I58122997.PER	BIDFOOD WA PTY LTD	TMS - Tea and Coffee supplies	652.78
16/02/2023	\$APINVCE	I58108708.PER	BIDFOOD WA PTY LTD	Food and beverage supplies for Community	1,062.97
16/02/2023	\$APINVCE	I58052934.PER	BIDFOOD WA PTY LTD	COP catering Dry goods Supplies	238.02
Cheque/EFT Number 233540					1,926.00
16/02/2023	\$APINVCE	211	RORIE SPARE	On Street and Car Park CCTV Cleaning 22/	1,926.00
Cheque/EFT Number 233541					687.50
16/02/2023	\$APINVCE	AU-536716	ILLION AUSTRALIA PTY LTD T/AS TENDERLINK.COM	Tenderlink Subscription 2022/23	687.50
Cheque/EFT Number 233542					3,696.00
16/02/2023	\$APINVCE	000010963	TANKS FOR HIRE	Five Drinking Tanks and Coolers - City o	3,696.00
Cheque/EFT Number 233543					4,085.14
16/02/2023	\$APINVCE	AUD229976	IRON MOUNTAIN AUSTRALIA GROUP PTY LTD	VAULT - STORAGE & RETRIEVAL - PT502670 -	333.08
16/02/2023	\$APINVCE	AUD228928	IRON MOUNTAIN AUSTRALIA GROUP PTY LTD	GENERAL - STORAGE & RETRIEVAL - RRS02540	2,050.18
16/02/2023	\$APINVCE	AUD230595	IRON MOUNTAIN AUSTRALIA GROUP PTY LTD	Secure Document Disposal Bin	11.00
16/02/2023	\$APINVCE	AUD220935	IRON MOUNTAIN AUSTRALIA GROUP PTY LTD	Secure document disposal bin	11.00
16/02/2023	\$APINVCE	109010632	IRON MOUNTAIN AUSTRALIA GROUP PTY LTD	Data Management Tapes Storage 6YQN 22 23	2.60
16/02/2023	\$APINVCE	AUD229977	IRON MOUNTAIN AUSTRALIA GROUP PTY LTD	Iron Mountain NDT Cold Storage of Rates	351.99
16/02/2023	\$APINVCE	AUD220758	IRON MOUNTAIN AUSTRALIA GROUP PTY LTD	Secure Destruction Bins - 2022 2023 Fina	154.00
16/02/2023	\$APINVCE	AUD187781	IRON MOUNTAIN AUSTRALIA GROUP PTY LTD	Secure Destruction Bins - 2022 2023 Fina	240.77
16/02/2023	\$APINVCE	AUD127578	IRON MOUNTAIN AUSTRALIA GROUP PTY LTD	Off site storage of History Centre archi	15.52
16/02/2023	\$APINVCE	AUD176175	IRON MOUNTAIN AUSTRALIA GROUP PTY LTD	Off site storage of History Centre archi	16.10
16/02/2023	\$APINVCE	AUD143228	IRON MOUNTAIN AUSTRALIA GROUP PTY LTD	Off site storage of History Centre archi	15.52
16/02/2023	\$APINVCE	AUD195674	IRON MOUNTAIN AUSTRALIA GROUP PTY LTD	Off site storage of History Centre archi	16.10
16/02/2023	\$APINVCE	AUD212113	IRON MOUNTAIN AUSTRALIA GROUP PTY LTD	Off site storage of History Centre archi	16.10
16/02/2023	\$APINVCE	AUD161243	IRON MOUNTAIN AUSTRALIA GROUP PTY LTD	Off site storage of History Centre archi	15.52
16/02/2023	\$APINVCE	109010700	IRON MOUNTAIN AUSTRALIA GROUP PTY LTD	ICT Tape Off site tape storage 2022-23	835.66
Cheque/EFT Number 233544					345.00
16/02/2023	\$APINVCE	45149855	NESPRESSO	Community Development Coffee Level 5	345.00
Cheque/EFT Number 233545					2,933.14
16/02/2023	\$APINVCE	120649	ROSMECH SALES AND SERVICE PTY LTD	Tilt Motor for Brush Arm + Side Door Sea	2,933.14
Cheque/EFT Number 233546					165.00
16/02/2023	\$APINVCE	140	Clean Up Australia Ltd	Clean Up Australia Day - business regist	165.00
Cheque/EFT Number 233547					31,443.81
16/02/2023	\$APINVCE	186105980	Higgins Coatings Pty Ltd	Unplanned Graffiti Removal & Painting Se	31,443.81
Cheque/EFT Number 233548					10,076.00
16/02/2023	\$APINVCE	00010116	Aka Seating Systems Pty Ltd	Australia Day VIP Corporate Platform	10,076.00
Cheque/EFT Number 233549					2,307.05
16/02/2023	\$APINVCE	333567	WESTBOOKS	Supply of Fiction & Non-Fiction Books	828.28
16/02/2023	\$APINVCE	333640	WESTBOOKS	Supply of Fiction & Non-Fiction Books	569.22
16/02/2023	\$APINVCE	333647	WESTBOOKS	Supply of Fiction & Non-Fiction Books	517.75
16/02/2023	\$APINVCE	333639	WESTBOOKS	Supply of Fiction & Non-Fiction Books	391.80
Cheque/EFT Number 233550					21,793.30
16/02/2023	\$APINVCE	8067184437	TK Elevator Australia Pty Ltd	Vertical Transportation Reactive Mainten	426.10
16/02/2023	\$APINVCE	8067184252	TK Elevator Australia Pty Ltd	Vertical Transportation Reactive Mainten	260.39
16/02/2023	\$APINVCE	8067184251	TK Elevator Australia Pty Ltd	Vertical Transportation Reactive Mainten	260.39
16/02/2023	\$APINVCE	8067183853	TK Elevator Australia Pty Ltd	PLANNED LIFT AND ESCALATOR MAINTENANCE -	560.24
16/02/2023	\$APINVCE	8067183855	TK Elevator Australia Pty Ltd	PLANNED LIFT AND ESCALATOR MAINTENANCE -	3,802.32
16/02/2023	\$APINVCE	8067183849	TK Elevator Australia Pty Ltd	PLANNED LIFT AND ESCALATOR MAINTENANCE -	1,221.08
16/02/2023	\$APINVCE	8067183851	TK Elevator Australia Pty Ltd	PLANNED LIFT AND ESCALATOR MAINTENANCE -	726.20
16/02/2023	\$APINVCE	8067183757	TK Elevator Australia Pty Ltd	PLANNED LIFT AND ESCALATOR MAINTENANCE -	1,170.77
16/02/2023	\$APINVCE	8067183847	TK Elevator Australia Pty Ltd	PLANNED LIFT AND ESCALATOR MAINTENANCE -	1,831.62
16/02/2023	\$APINVCE	8067183854	TK Elevator Australia Pty Ltd	PLANNED LIFT AND ESCALATOR MAINTENANCE -	1,146.12
16/02/2023	\$APINVCE	8067183852	TK Elevator Australia Pty Ltd	PLANNED LIFT AND ESCALATOR MAINTENANCE -	585.39
16/02/2023	\$APINVCE	8067183857	TK Elevator Australia Pty Ltd	PLANNED LIFT AND ESCALATOR MAINTENANCE -	915.32
16/02/2023	\$APINVCE	8067183856	TK Elevator Australia Pty Ltd	PLANNED LIFT AND ESCALATOR MAINTENANCE -	1,756.17
16/02/2023	\$APINVCE	8067183795	TK Elevator Australia Pty Ltd	PLANNED LIFT AND ESCALATOR MAINTENANCE -	2,542.77
16/02/2023	\$APINVCE	8067183848	TK Elevator Australia Pty Ltd	PLANNED LIFT AND ESCALATOR MAINTENANCE -	2,056.51
16/02/2023	\$APINVCE	8067183823	TK Elevator Australia Pty Ltd	PLANNED LIFT AND ESCALATOR MAINTENANCE -	2,531.91
Cheque/EFT Number 233551					48,139.93
16/02/2023	\$APINVCE	5520	PHASE 3 LANDSCAPE CONSTRUCTION PTY LTD	Point Fraser Playground Renewal - PHASE	48,139.93
Cheque/EFT Number 233552					20,384.34
16/02/2023	\$APINVCE	70448453	ALINTA SALES PTY LTD	Unit A/160 Hay ST, EAST PERTH WA	1,006.76
16/02/2023	\$APINVCE	70448786	ALINTA SALES PTY LTD	PARKWAY, NEDLANDS WA	818.01
16/02/2023	\$APINVCE	70448754	ALINTA SALES PTY LTD	Suite B1/HAY ST, PERTH WA	496.44
16/02/2023	\$APINVCE	70448756	ALINTA SALES PTY LTD	PLAIN ST, EAST PERTH WA	2,222.34
16/02/2023	\$APINVCE	70448781	ALINTA SALES PTY LTD	HAY ST, PERTH WA	446.22
16/02/2023	\$APINVCE	70448558	ALINTA SALES PTY LTD	BARRACK ST, PERTH WA	1,172.53
16/02/2023	\$APINVCE	70448784	ALINTA SALES PTY LTD	83 ROYAL ST, EAST PERTH WA	2,698.30
16/02/2023	\$APINVCE	70448561	ALINTA SALES PTY LTD	ST GEORGES TCE, PERTH WA	1,329.88
16/02/2023	\$APINVCE	70448552	ALINTA SALES PTY LTD	HENRY LAWSON WALK, EAST PERTH WA	635.03
16/02/2023	\$APINVCE	70448778	ALINTA SALES PTY LTD	JAMES ST, NORTHBRIDGE WA	732.60
16/02/2023	\$APINVCE	70448780	ALINTA SALES PTY LTD	Unit 1/RIVERSIDE DR, PERTH WA	470.72
16/02/2023	\$APINVCE	70448559	ALINTA SALES PTY LTD	Unit 3/129 JAMES ST, PERTH WA	1,301.04
16/02/2023	\$APINVCE	70448782	ALINTA SALES PTY LTD	NELSON CRES, EAST PERTH WA	607.36



Schedule of Accounts Paid - Municipal Fund
For the Period :01/02/2023-28/02/2023

Payment Date	Document Type	Invoice Number	Payee	Payment Details	Payment Amount
16/02/2023	\$APINVCE	70448755	ALINTA SALES PTY LTD	NELSON CRES, EAST PERTH WA	1,153.52
16/02/2023	\$APINVCE	70448757	ALINTA SALES PTY LTD	Unit A/2 PLAIN ST, EAST PERTH WA	2,789.85
16/02/2023	\$APINVCE	70448787	ALINTA SALES PTY LTD	Suite B2/683 HAY ST, PERTH WA	472.51
16/02/2023	\$APINVCE	60526957	ALINTA SALES PTY LTD	Unit 1/110 WELLINGTON ST, EAST PERTH WA	826.79
16/02/2023	\$APINVCE	60528383	ALINTA SALES PTY LTD	Unit 1/110 WELLINGTON ST, EAST PERTH WA	826.79
16/02/2023	\$APINVCE	804003079	ALINTA SALES PTY LTD	567 Hay Street Perth	377.65
Cheque/EFT Number 233553					155.00
16/02/2023	\$APINVCE	433689941	FOXTEL SUBSCRIBER PAYMENTS	Foxtel for Northbridge Piazza Super scre	155.00
Cheque/EFT Number 233554					42,581.66
16/02/2023	\$APINVCE	3396	ENVIROPATH PTY LTD T/ AS SPOT'S ALL SURFACE CLE.	Rubber Skirting for Pavement Cleaner Fro	1,959.21
16/02/2023	\$APINVCE	3398	ENVIROPATH PTY LTD T/ AS SPOT'S ALL SURFACE CLE.	Pier Street CP - Scrubbing. Quote - Env	2,915.00
16/02/2023	\$APINVCE	3400	ENVIROPATH PTY LTD T/ AS SPOT'S ALL SURFACE CLE.	High Pressure Cleaning to Shared Paths	37,707.45
Cheque/EFT Number 233555					6,198.50
16/02/2023	\$APINVCE	20-136-PM:28	Bridge42 Pty Ltd	Roe St Enhancement Continued with Projec	6,198.50
Cheque/EFT Number 233556					216.76
16/02/2023	\$APINVCE	P3457709	ATOM SUPPLY	5x Broom Head 450mm	216.76
Cheque/EFT Number 233557					550.00
16/02/2023	\$APINVCE	00000969	BOTANICAL BLOOMS	Floral arrangement - Australia Day citiz	550.00
Cheque/EFT Number 233558					157.22
16/02/2023	\$APINVCE	INV-52220	CANON PRODUCTION PRINTING AUSTRALIA PTY LTD T/AS	OCE-AUSTRALIA	157.22
Cheque/EFT Number 233559					20,814.79
16/02/2023	\$APINVCE	25012036	ACCESS BRICKPAVING CO	Access Paving	20,814.79
Cheque/EFT Number 233560					1,155.00
16/02/2023	\$APINVCE	00005030	SOUTH EAST REGIONAL CENTRE FOR URBAN LANDCARE INC	SOUTH EAST REGIONAL CENTRE FOR URBAN LANDCA	Algae removal from shoreline at Lake Vas
Cheque/EFT Number 233561					1,281.50
16/02/2023	\$APINVCE	2840013	SONIC HEALTHPLUS PTY LTD	Drug & Alcohol testing	370.70
16/02/2023	\$APINVCE	2840014	SONIC HEALTHPLUS PTY LTD	Drug & Alcohol testing	427.90
16/02/2023	\$APINVCE	2840012	SONIC HEALTHPLUS PTY LTD	Drug & Alcohol testing	482.90
Cheque/EFT Number 233562					62,064.15
16/02/2023	\$APINVCE	00016745F	EOS ELECTRICAL	2023 Xmas Lighting Decorations & Inspect	1,116.50
16/02/2023	\$APINVCE	00016545D	EOS ELECTRICAL	2023 Xmas Lighting Decorations & Inspect	59,393.79
16/02/2023	\$APINVCE	00016739	EOS ELECTRICAL	2023 Xmas Lighting Decorations & Inspect	1,553.86
Cheque/EFT Number 233563					10,852.05
16/02/2023	\$APINVCE	00011794	Drainflow Services Pty Ltd	Drainage maintenance Adelaide Tce	10,852.05
Cheque/EFT Number 233564					1,091.42
16/02/2023	\$APINVCE	1-00038225	Forch Australia Pty Ltd	MISC Workshop Consumables + L Disposal G	1,091.42
Cheque/EFT Number 233565					4,682.80
16/02/2023	\$APINVCE	68A	ALANA HALL	Providing Podiatry visits for Community	4,682.80
Cheque/EFT Number 233566					1,655.50
16/02/2023	\$APINVCE	INV-00003055	TECHNICAL SERVICES GROUP	Pier St/Townhall network SFP changeover	1,655.50
Cheque/EFT Number 233567					66,000.00
16/02/2023	\$APINVCE	230127-1	THE WALLEYSTACK FAMILY TRUST	Birak Concert 2023	66,000.00
Cheque/EFT Number 233568					8,160.90
16/02/2023	\$APINVCE	466179	Sydel Nominees t/as Imagesource Digital Solution	City Events - Generic Signage Refresh -	5,567.10
16/02/2023	\$APINVCE	466177	Sydel Nominees t/as Imagesource Digital Solution	SIGNAGE FOR CLIENT	50.60
16/02/2023	\$APINVCE	466075	Sydel Nominees t/as Imagesource Digital Solution	Production and delivery of fence mesh pa	727.10
16/02/2023	\$APINVCE	466072	Sydel Nominees t/as Imagesource Digital Solution	Map printing for Aus Day Operations	556.60
16/02/2023	\$APINVCE	466289	Sydel Nominees t/as Imagesource Digital Solution	January 2023 parking fee change signage	1,259.50
Cheque/EFT Number 233569					298.41
16/02/2023	\$APINVCE	INV02897846	MESSAGENET PTY LTD	Order for City of Perth SMS Service for	298.41
Cheque/EFT Number 233570					37,091.42
16/02/2023	\$APINVCE	88376	LIGHTSPEED COMMUNICATIONS AUSTRALIA PTY LTD	T/AS LIGHTSPEED	936.01
16/02/2023	\$APINVCE	88377	LIGHTSPEED COMMUNICATIONS AUSTRALIA PTY LTD	Q25214 Hay St Mall CCTV node switch and	5,379.57
16/02/2023	\$APINVCE	88355	LIGHTSPEED COMMUNICATIONS AUSTRALIA PTY LTD	Q25046 - New CCTV Installation CCTV Fibr	27,402.66
16/02/2023	\$APINVCE	88369	LIGHTSPEED COMMUNICATIONS AUSTRALIA PTY LTD	Q25046 - New CCTV Installation CCTV Fibr	3,373.18
Cheque/EFT Number 233571					429.90
16/02/2023	\$APINVCE	06715595	LINFOX ARMAGUARD PTY LTD T/AS ARMAGUARD	Deliver to level 6	429.90
Cheque/EFT Number 233572					220.00
16/02/2023	\$APINVCE	00084238	Arteil W A Pty Ltd	Kab Chair Repair - Arm Chair	220.00
Cheque/EFT Number 233573					17,036.80
16/02/2023	\$APINVCE	39-221900	ARUP	Roe St Enhancement Project - Detailed De	17,036.80
Cheque/EFT Number 233574					10,393.32
16/02/2023	\$APINVCE	8021424	MAIN ROADS WESTERN AUSTRALIA	For line marking on James St (Fitzgerald)	10,393.32
Cheque/EFT Number 233575					73,573.00
16/02/2023	\$APINVCE	55968	DATALINE VISUAL LINK PTY LTD	VARIOUS SITES - UNPLANNED CCTV MAINTENAN	806.31
16/02/2023	\$APINVCE	55969	DATALINE VISUAL LINK PTY LTD	CCTV Maintenance 22/23 FY	248.09
16/02/2023	\$APINVCE	55981	DATALINE VISUAL LINK PTY LTD	VARIOUS SITES - UNPLANNED CCTV MAINTENAN	186.08
16/02/2023	\$APINVCE	55970	DATALINE VISUAL LINK PTY LTD	Q11566 - Collated Carpark Quote - Elder	19,201.88
16/02/2023	\$APINVCE	55974	DATALINE VISUAL LINK PTY LTD	Replacement Switch - Trailer 1 Followed	1,195.48
16/02/2023	\$APINVCE	55980	DATALINE VISUAL LINK PTY LTD	CCTV Maintenance 22/23 FY	248.09
16/02/2023	\$APINVCE	55982	DATALINE VISUAL LINK PTY LTD	CCTV Maintenance 22/23 FY	310.12
16/02/2023	\$APINVCE	55983	DATALINE VISUAL LINK PTY LTD	CCTV Maintenance 22/23 FY	310.12
16/02/2023	\$APINVCE	55935	DATALINE VISUAL LINK PTY LTD	Removal and change over of fixed camera	328.63
16/02/2023	\$APINVCE	55971	DATALINE VISUAL LINK PTY LTD	Renewal CCTV Infrastructure Capital Work	50,738.20
Cheque/EFT Number 233576					264.00
16/02/2023	\$APINVCE	INV-9318	LATERAL(W.A)PTY LTD	CPAMS ICT Support 1 month	264.00



Schedule of Accounts Paid - Municipal Fund
For the Period :01/02/2023-28/02/2023

Payment Date	Document Type	Invoice Number	Payee	Payment Details	Payment Amount
Cheque/EFT Number 233577					890.34
16/02/2023	\$APINVC	2005756068	ELECTRICITY GENERATION AND RETAIL CORPORATION	ELECTRICITY GENERATION AND RETAIL CORPORATION Terrace Rd, Perth WA 600	53.91
16/02/2023	\$APINVC	2049744500	ELECTRICITY GENERATION AND RETAIL CORPORATION	ELECTRICITY GENERATION AND RETAIL CORPORATION U 2 110 William St, Perth WA 6000	121.21
16/02/2023	\$APINVC	2045741026	ELECTRICITY GENERATION AND RETAIL CORPORATION	ELECTRICITY GENERATION AND RETAIL CORPORATION Lot 7 Barrack St, Perth WA 600	121.21
16/02/2023	\$APINVC	2029749471	ELECTRICITY GENERATION AND RETAIL CORPORATION	ELECTRICITY GENERATION AND RETAIL CORPORATION Lot 200 Mount St, Perth WA 6000	343.46
16/02/2023	\$APINVC	2073729831	ELECTRICITY GENERATION AND RETAIL CORPORATION	ELECTRICITY GENERATION AND RETAIL CORPORATION 3 Thelma St, West Perth WA 6005	250.55
Cheque/EFT Number 233578					212.94
16/02/2023	\$APINVC	5103746695	BLACKWOODS ATKINS	Various Chemical Resistant Gloves	132.42
16/02/2023	\$APINVC	5103765331	BLACKWOODS ATKINS	Glen 20 & 8mm drill bits	80.52
Cheque/EFT Number 233579					55,809.02
16/02/2023	\$APINVC	69975	AUSTRALIAN HVAC SERVICES	Various Sites - HVAC January Services.	4,763.11
16/02/2023	\$APINVC	69917	AUSTRALIAN HVAC SERVICES	HVAC - December 2022 Reactive Maintenance	51,045.91
Cheque/EFT Number 233580					101.25
16/02/2023	\$APINVC	546496-3	DE VINE CELLARS	COP Catering Liquor Supplies	45.00
16/02/2023	\$APINVC	546555-3	DE VINE CELLARS	COP Catering Liquor Supplies	56.25
Cheque/EFT Number 233581					352.00
16/02/2023	\$APINVC	2566659	WEST COAST SPRING WATER PTY LTD T/AS AUSSIE NATURAL SPRING W	WEST COAST SPRING WATER PTY LTD T/AS AUSSIE N/ COUNCIL HOUSE & CAR PARKS - SUPPLY & MAI	88.00
16/02/2023	\$APINVC	2566662	WEST COAST SPRING WATER PTY LTD T/AS AUSSIE NATURAL SPRING W	WEST COAST SPRING WATER PTY LTD T/AS AUSSIE N/ COUNCIL HOUSE & CAR PARKS - SUPPLY & MAI	44.00
16/02/2023	\$APINVC	2566661	WEST COAST SPRING WATER PTY LTD T/AS AUSSIE NATURAL SPRING W	WEST COAST SPRING WATER PTY LTD T/AS AUSSIE N/ COUNCIL HOUSE & CAR PARKS - SUPPLY & MAI	88.00
16/02/2023	\$APINVC	2566660	WEST COAST SPRING WATER PTY LTD T/AS AUSSIE NATURAL SPRING W	WEST COAST SPRING WATER PTY LTD T/AS AUSSIE N/ COUNCIL HOUSE & CAR PARKS - SUPPLY & MAI	88.00
16/02/2023	\$APINVC	2566663	WEST COAST SPRING WATER PTY LTD T/AS AUSSIE NATURAL SPRING W	WEST COAST SPRING WATER PTY LTD T/AS AUSSIE N/ COUNCIL HOUSE & CAR PARKS - SUPPLY & MAI	44.00
Cheque/EFT Number 233582					7,877.05
16/02/2023	\$APINVC	624104	The Trustee for Wendy Mead Family Trust & OTH t/as Pinnacle People	The Trustee for Wendy Mead Family Trust & OTH t/a COP catering Casual staff Pinnacle Peopl	7,877.05
Cheque/EFT Number 233583					385.00
16/02/2023	\$APINVC	00018235	OLEOLOGY	Tech to Sort Oleology WWTP (Waste Water	385.00
Cheque/EFT Number 233584					1,699.09
16/02/2023	\$APINVC	2054537	Robert Walters Pty Ltd t/as Robert Walters Consulting	Robert Walters Pty Ltd t/as Robert Walters Consultin Temporary Personnel - Assistant Finance	1,699.09
Cheque/EFT Number 233585					33,000.00
16/02/2023	\$APINVC	INV-1397	The Trustee for Nalomian Trust t/as Nalomian Pty Ltd	The Trustee for Nalomian Trust t/as Nalomian Pty Ltd Perth Leisure Lifestyle - Event Sponsors	33,000.00
Cheque/EFT Number 233586					7,569.40
16/02/2023	\$APINVC	2645	THE TRUSTEE FOR THE PROPERTY AUSTRALIA MANAGEMENT TRUST	THE TRUSTEE FOR THE PROPERTY AUSTRALIA MANAC565 Hay Street - 2022/2023	218.47
16/02/2023	\$APINVC	2681	THE TRUSTEE FOR THE PROPERTY AUSTRALIA MANAGEMENT TRUST	THE TRUSTEE FOR THE PROPERTY AUSTRALIA MANAC565 Hay Street - 2022/2023	7,350.93
Cheque/EFT Number 233587					500.00
16/02/2023	\$APINVC	00012974	SMEDIA PTY LTD	Renewal of subscription to The West Aust	500.00
Cheque/EFT Number 233588					6,483.68
16/02/2023	\$APINVC	00005341	QUANTUM BUILDING SERVICES	QUANTUM BUILDING SERVICES	6,483.68
Cheque/EFT Number 233589					16,170.00
16/02/2023	\$APINVC	221113A	SURVEYTECH TRAFFIC SURVEYS PTY LTD	Northbridge Traffic Survey	16,170.00
Cheque/EFT Number 233590					550.00
16/02/2023	\$APINVC	INV11161	GEOFFREY BAIN T/AS JUNK REMOVAL	GEOFFREY BAIN T/AS JUNK REMOVAL	200.00
16/02/2023	\$APINVC	INV11169	GEOFFREY BAIN T/AS JUNK REMOVAL	GEOFFREY BAIN T/AS JUNK REMOVAL	350.00
Cheque/EFT Number 233591					102.40
16/02/2023	\$APINVC	16983108	BROWNES FOODS OPERATIONS PTY LTD	BROWNES FOODS OPERATIONS PTY LTD	102.40
Cheque/EFT Number 233592					4,125.66
16/02/2023	\$APINVC	INV-1533	CULTURE COUNTS(AUSTRALIA)PTY LTD	CULTURE COUNTS(AUSTRALIA)PTY LTD	4,125.66
Cheque/EFT Number 233593					1,176.67
16/02/2023	\$APINVC	PSI025597	ICONIC PROPERTY SERVICES	26b Howe St Warehouse 3hrs weekly clean	561.00
16/02/2023	\$APINVC	PSI025803	ICONIC PROPERTY SERVICES	Relief cover for Linus Sunday evening cl	615.67
Cheque/EFT Number 233594					660.00
16/02/2023	\$APINVC	915	James Redmond Foley	James Redmond Foley	660.00
Cheque/EFT Number 233595					34,452.00
16/02/2023	\$APINVC	INV-12165	MICKTRIC EVENTS	MICKTRIC EVENTS	34,452.00
Cheque/EFT Number 233596					15,258.10
16/02/2023	\$APINVC	INV-3261	BILLABONG MOBILE ACCOMMODATION PTY LTD	BILLABONG MOBILE ACCOMMODATION PTY LTD	15,258.10
Cheque/EFT Number 233597					386.50
16/02/2023	\$HRPAYJNL	EF 10/02/2023	AUSTRALIAN SERVICES UNION	AUSTRALIAN SERVICES UNION	51.80
16/02/2023	\$HRPAYJNL	F 10/02/2023	AUSTRALIAN SERVICES UNION	AUSTRALIAN SERVICES UNION	334.70
Cheque/EFT Number 233598					16,568.69
16/02/2023	\$APINVC	R52383	COLLEAGUES NAGELS PTY LTD	COLLEAGUES NAGELS PTY LTD	16,568.69
Cheque/EFT Number 233599					13,365.00
16/02/2023	\$APINVC	2456	CLPM Pty Ltd	CLPM Pty Ltd	13,365.00
Cheque/EFT Number 233600					572.00
16/02/2023	\$APINVC	INV-2824	All4cycling Pty Ltd	All4cycling Pty Ltd	572.00
Cheque/EFT Number 233601					7,656.00
16/02/2023	\$APINVC	00019345	NATURAL AREA CONSULTING MANAGEMENT SERVICES	NATURAL AREA CONSULTING MANAGEMENT SERVIC	7,656.00
Cheque/EFT Number 233602					5,940.00
16/02/2023	\$APINVC	259732	The Trustee for Brand Agency Unit Trust t/as The Brand Agency	The Trustee for Brand Agency Unit Trust t/as The Bra Website Support 22/23 - Sitecore - The B	5,940.00
Cheque/EFT Number 233603					50.34
16/02/2023	\$APINVC	M-2302109	WESTERN METROPOLITAN REGIONAL COUNCIL	WESTERN METROPOLITAN REGIONAL COUNCIL	50.34
Cheque/EFT Number 233604					2,502.50
16/02/2023	\$APINVC	5414	WRC MECHANICAL WA	WRC MECHANICAL WA	302.50
16/02/2023	\$APINVC	5348	WRC MECHANICAL WA	WRC MECHANICAL WA	2,200.00
Cheque/EFT Number 233605					24,057.08
16/02/2023	\$APINVC	742677	FLEETCARE PTY LTD	FLEETCARE PTY LTD	24,057.08
Cheque/EFT Number 233606					4,757.28
16/02/2023	\$APINVC	58519	Element Advisory Pty Ltd	Element Advisory Pty Ltd	4,757.28



Schedule of Accounts Paid - Municipal Fund
For the Period :01/02/2023-28/02/2023

Payment Date	Document Type	Invoice Number	Payee	Payment Details	Payment Amount
Cheque/EFT Number 233607					
16/02/2023	\$APINVOICE	00014835	DADAA Ltd	Audio Description & AUSLAN services for	17,652.13
Cheque/EFT Number 233608					
16/02/2023	\$APINVOICE	00006059	ENGTECH (AUST) PTY LTD	5 Yearly Depot Risk Assessment of Danger	7,066.31
Cheque/EFT Number 233609					
16/02/2023	\$APINVOICE	ARCOP2213	ANIMATION ARTROOM PTY LTD	Six months extension for Screen Curation	14,447.77
Cheque/EFT Number 233610					
16/02/2023	\$APINVOICE	4482867	Programmed Skilled Workforce Limited	Wages for temporary agency graphic desi	2,813.25
16/02/2023	\$APINVOICE	4484805	Programmed Skilled Workforce Limited	Wages for temporary agency graphic desi	2,250.60
16/02/2023	\$APINVOICE	4482965	Programmed Skilled Workforce Limited	Recruitment Costs	11,919.60
16/02/2023	\$APINVOICE	4482825	Programmed Skilled Workforce Limited	Agency CPP Permits	1,392.19
16/02/2023	\$APINVOICE	4484807	Programmed Skilled Workforce Limited	Parking Card Contract Staff - 6 month A	1,856.27
16/02/2023	\$APINVOICE	4482819	Programmed Skilled Workforce Limited	Agency CPP Permits	2,351.25
16/02/2023	\$APINVOICE	4482813	Programmed Skilled Workforce Limited	Agency CPP Permits	1,392.19
16/02/2023	\$APINVOICE	4482810	Programmed Skilled Workforce Limited	Agency CPP Permits	1,856.25
16/02/2023	\$APINVOICE	4482816	Programmed Skilled Workforce Limited	Agency CPP Permits	2,320.31
16/02/2023	\$APINVOICE	4482821	Programmed Skilled Workforce Limited	Agency CPP Permits	2,320.31
16/02/2023	\$APINVOICE	4484806	Programmed Skilled Workforce Limited	Agency CPP Permits	1,856.27
Cheque/EFT Number 233611					
16/02/2023	\$APINVOICE	INV-4219	THE TRUSTEE FOR KINN & CO TRUST	Waste Station for Aus Day	3,806.00
Cheque/EFT Number 233612					
16/02/2023	\$APINVOICE	149716	INSTANT TOILETS AND SHOWERS PTY LTD T/AS INSTANT PRODUCTS HI	INSTANT Aust Day 2023 - Hand wash Station, Insta	492.80
Cheque/EFT Number 233613					
16/02/2023	\$APINVOICE	SI-118440	TIM DAVIES LANDSCAPING PTY LTD	Green wall maintenance at the City Libra	572.00
16/02/2023	\$APINVOICE	SI-118439	TIM DAVIES LANDSCAPING PTY LTD	Green wall maintenance at the City Libra	715.00
Cheque/EFT Number 233614					
16/02/2023	\$APINVOICE	9041534472	WINC AUSTRALIA PTY LTD	Winc CPP Operations	786.41
16/02/2023	\$APINVOICE	9041435435	WINC AUSTRALIA PTY LTD	STATIONERY/CUTLERY FOR LEVEL 7 AND LOWER	229.34
16/02/2023	\$APINVOICE	9041507737	WINC AUSTRALIA PTY LTD	Community Development Stationarity Order	45.10
Cheque/EFT Number 233615					
16/02/2023	\$APINVOICE	00000047	The Trustee for the Hunter & Williams Trust t/as Carnival Carnival Promotions	The Trustee for the Hunter & Williams Trust t/as Carr Motocross & BMX shows - City of Light Au	15,000.00
Cheque/EFT Number 233616					
16/02/2023	\$APINVOICE	00004774	FOOD TECHNOLOGY SERVICES PTY LTD	FOOD TECHNOLOGY SERVICES PTY LTD	20,036.61
16/02/2023	\$APINVOICE	00004774	FOOD TECHNOLOGY SERVICES PTY LTD	Food Business and Public Building Inspec	20,036.61
Cheque/EFT Number 233617					
16/02/2023	\$APINVOICE	00000360	Matthew Mark McGuire	Welcome To Country recording supply - Ci	575.00
Cheque/EFT Number 233618					
16/02/2023	\$APINVOICE	9181	ACE SECURITY AND EVENTS SERVICES	Security for Town Hall events - Ordered	648.32
16/02/2023	\$APINVOICE	9189	ACE SECURITY AND EVENTS SERVICES	Security event and asset protection City	122,649.98
16/02/2023	\$APINVOICE	9187	ACE SECURITY AND EVENTS SERVICES	CPP Operations Mobile Security, vehicle	2,751.30
16/02/2023	\$APINVOICE	9186	ACE SECURITY AND EVENTS SERVICES	CPP Operations Mobile Security, vehicle	78,900.21
Cheque/EFT Number 233619					
16/02/2023	\$APINVOICE	15466	ONE 20 Productions	Sunset Sounds - stage and audio 3 concer	2,193.95
Cheque/EFT Number 233620					
16/02/2023	\$APINVOICE	936155M	ESSENTIAL FIRE SERVICES PTY LTD	FIRE SERVICES REACTIVE MAINTENANCE FOR F	242.00
16/02/2023	\$APINVOICE	952455M	ESSENTIAL FIRE SERVICES PTY LTD	FIRE SERVICES PLANNED MAINTENANCE 22/23	8,552.06
16/02/2023	\$APINVOICE	953615M	ESSENTIAL FIRE SERVICES PTY LTD	FIRE SERVICES REACTIVE MAINTENANCE FOR F	121.00
16/02/2023	\$APINVOICE	939165M	ESSENTIAL FIRE SERVICES PTY LTD	FIRE SERVICES REACTIVE MAINTENANCE FOR F	5,252.54
Cheque/EFT Number 233621					
16/02/2023	\$APINVOICE	117940	LE TOBOGGAN	Supply of Assorted Foreign Language Juni	90.00
Cheque/EFT Number 233622					
16/02/2023	\$APINVOICE	91859	METAL ARTWORK CREATIONS	COP Staff Name Badge Order - 24/01/2023	210.10
Cheque/EFT Number 233623					
16/02/2023	\$APINVOICE	00001702	BARKING GECKO THEATRE COMPANY	Arts Culture Sponsorship 23/24 Approved	22,000.00
Cheque/EFT Number 233624					
16/02/2023	\$APINVOICE	00003163	The Trustee for Hayto Trust t/as SoCo Studios	Australia Day videography	1,336.50
16/02/2023	\$APINVOICE	00003196	The Trustee for Hayto Trust t/as SoCo Studios	Sunday Funday videography	1,171.50
Cheque/EFT Number 233625					
16/02/2023	\$APINVOICE	130223	BEN TAYLOR	Welcome to Country Production	1,800.00
Cheque/EFT Number 233626					
16/02/2023	\$APINVOICE	00000351	JOELZ PTY LTD T/AS BAX SERVICES	Duckweed removal from Claisebrook Lake.	1,408.00
16/02/2023	\$APINVOICE	00000354	JOELZ PTY LTD T/AS BAX SERVICES	Claisebrook Channel Cleaning Service	9,845.00
Cheque/EFT Number 233627					
16/02/2023	\$APINVOICE	130223	Albert McNamara	Welcome to Country Production	1,100.00
Cheque/EFT Number 233628					
16/02/2023	\$APINVOICE	130223	Irene McNamara	Welcome to Country Production	1,100.00
Cheque/EFT Number 233629					
16/02/2023	\$APINVOICE	BB-13485	BIN BATH CORPORATION PTY LTD	VARIOUS SITES - BIN CLEANING SERVICES FO	114.00
16/02/2023	\$APINVOICE	BB-13787	BIN BATH CORPORATION PTY LTD	VARIOUS SITES - BIN CLEANING SERVICES FO	102.50
16/02/2023	\$APINVOICE	BB-10513	BIN BATH CORPORATION PTY LTD	VARIOUS SITES - BIN CLEANING SERVICES FO	51.50
Cheque/EFT Number 233630					
16/02/2023	\$APINVOICE	9113	WESTERN EDGE LANDSCAPES	Burt way Public access way contractor ga	223.30
Cheque/EFT Number 233631					
16/02/2023	\$APINVOICE	51999109	SUEZ RECYCLING & RECOVERY PTY LTD	Parks Refuse & Greenswaste Disposal for	6,078.27
16/02/2023	\$APINVOICE	51963536	SUEZ RECYCLING & RECOVERY PTY LTD	Provision of Waste Disposal Commingle T	38,805.29
16/02/2023	\$APINVOICE	166601	SUEZ RECYCLING & RECOVERY PTY LTD	SIDELIFT OPERATIONS OF CRAWLEY/NEDLANDS	5,940.00
Cheque/EFT Number 233632					
16/02/2023	\$APINVOICE		VOCUS PTY LTD		6,308.50



Schedule of Accounts Paid - Municipal Fund
For the Period :01/02/2023-28/02/2023

Payment Date	Document Type	Invoice Number	Payee	Payment Details	Payment Amount
16/02/2023	SAPINVCE	P967556	VOCUS PTY LTD	Monthly Internet payments to end of cont	6,308.50
Cheque/EFT Number 233633					
16/02/2023	SAPINVCE	130223	FARLEY STEWART GARLETT	Welcome to Country Production	1,100.00
Cheque/EFT Number 233634					
16/02/2023	SAPINVCE	130223	MURIEL BOWIE	Welcome to Country Production	1,100.00
Cheque/EFT Number 233635					
16/02/2023	SAPINVCE	IN000064254	INLOGIK PTY LIMITED	Promaster Fees for 2022-2023	462.78
Cheque/EFT Number 233636					
16/02/2023	SAPINVCE	00010080	The Trustee for L Jeffery Family Trust t/as Cockburn Party H Cockburn Party Hire		2,284.00
Cheque/EFT Number 233637					
16/02/2023	SAPINVCE	677092	Screenlink Pty Ltd t/as Aussie-IT, Batteries Plus	replacement battery for vehicle	412.50
Cheque/EFT Number 233638					
16/02/2023	SAPINVCE	33874	LENARA NOMINEES PTY LTD T/AS PERTH NEWS DELIV	Newspaper delivery for Rates	51.00
Cheque/EFT Number 233639					
16/02/2023	SAPINVCE	INV-0739	Aceik Pty Ltd	City of Perth website Solution Review 20	11,000.00
Cheque/EFT Number 233640					
16/02/2023	SAPINVCE	INV-00061908	AUSTRALIAN PARKING AND REVENUE CONTROL PTY LTD	IPDA hosting services	7,603.20
Cheque/EFT Number 233641					
16/02/2023	SAPINVCE	498481417	DULUXGROUP(AUSTRALIA)PTY LTD T/AS DULUX AUSTRALIA	Paint and Hardware supplies for use in G	86.36
16/02/2023	SAPINVCE	498525967	DULUXGROUP(AUSTRALIA)PTY LTD T/AS DULUX AUSTRALIA	Paint and Hardware supplies for use in G	109.47
Cheque/EFT Number 233642					
16/02/2023	SAPINVCE	ML-T00053276	J.H. FLUID TRANSFER SOLUTIONS PTY LTD T/AS PIRTE	Replaced Blown HYD Hose Assembly - P/H R	928.50
Cheque/EFT Number 233643					
16/02/2023	SAPINVCE	14529094	RICOH AUSTRALIA PTY LTD	Ricoh Corporate Fleet Monthly Printing C	3,300.43
Cheque/EFT Number 233644					
16/02/2023	SAPINVCE	M2501	MESHED PTY LTD (MESHED IOT INTEGRATORS)	Smart City. Economic modeling and anal	1,980.00
16/02/2023	SAPINVCE	M2499	MESHED PTY LTD (MESHED IOT INTEGRATORS)	- Smart City sensor data network LoRaWAN	14,300.00
16/02/2023	SAPINVCE	M2500	MESHED PTY LTD (MESHED IOT INTEGRATORS)	Smart City. Economic modeling and anal	3,063.50
Cheque/EFT Number 233645					
16/02/2023	SAPINVCE	40533157	THE GRIFFITH FAMILY TRUST T/AS SUPERSTOCK SERVICES SUPERSTOCK FOOD SERVICES		288.48
16/02/2023	SAPINVCE	40533158	THE GRIFFITH FAMILY TRUST T/AS SUPERSTOCK SERV SUPERSTOCK - SUPPLY OF FOOD AND BEVERAGE		222.78
Cheque/EFT Number 233646					
16/02/2023	SAPINVCE	INVTB100003851	BIG ISSUE IN AUSTRALIA LIMITED T/AS THE BIG ISSUE	Big Issues Magazines. We sell the magazi	1,915.75
Cheque/EFT Number 233647					
16/02/2023	SAPINVCE	41635	R11 PTY LTD T/AS R11 TECHNOLOGY	Cisco switch refresh ICT - Quote No:AW23	64,536.73
Cheque/EFT Number 233648					
16/02/2023	SAPINVCE	IV0000001842	Rooforce Facility Services Pty Ltd	Birak Concert 2023 - 4x Aboriginal Liais	3,481.63
Cheque/EFT Number 233649					
16/02/2023	SAPINVCE	17286471	FULTON HOGAN INDUSTRIES PTY LTD	EZ Street Pothole Bages Repair Black	1,416.25
Cheque/EFT Number 233650					
16/02/2023	SAPINVCE	2946	JOONDALUP WINDSCREENS PTY LTD	Replace broken window.	290.00
Cheque/EFT Number 233651					
16/02/2023	SAPINVCE	1908096	Stantec Australia Pty Ltd	Pier Street Structural Engineering	880.00
Cheque/EFT Number 233652					
16/02/2023	SAPINVCE	2985	DAVID YEUNG T/AS CAR CARE(WA)KEWDALE	Cleaning of pool cars for the year	320.00
Cheque/EFT Number 233653					
16/02/2023	SAPINVCE	253	BERNARD CARNEY	Contract to coordinate and compere Tuesd	500.00
Cheque/EFT Number 233654					
16/02/2023	SAPINVCE	10738	Equilibrium Interactive Pty Ltd	Search Engine Optimisation, Data and Ana	5,456.00
Cheque/EFT Number 233655					
16/02/2023	SAPINVCE	PAM0267	THE TRUSTEE FOR PAM FAMILY TRUST T/AS PROFESSIONAL ARTS MANAGEMENT	Public art maintenance services.	8,045.59
16/02/2023	SAPINVCE	PAM0268	THE TRUSTEE FOR PAM FAMILY TRUST T/AS PROFESSIONAL ARTS MANAGEMENT	Graffiti Removal	5,164.50
Cheque/EFT Number 233656					
16/02/2023	SAPINVCE	1X020408	Tyres 4U Pty Limited	New Tyres Replaced on Rubbish Truck + Ut	126.50
16/02/2023	SAPINVCE	1X020921	Tyres 4U Pty Limited	New Tyres Replaced on Rubbish Truck + Ut	1,530.61
Cheque/EFT Number 233657					
16/02/2023	SAPINVCE	00358654	LEE BROTHERS INTERNATIONAL TRADE PTY LTD t/as LBIT	Lite Grip Gloves S7 & S8	726.00
Cheque/EFT Number 233658					
16/02/2023	SAPINVCE	HPL73801	Hoban Recruitment Pty Ltd	Civil Maintenance Agency Staff	2,175.36
16/02/2023	SAPINVCE	HPL73800	Hoban Recruitment Pty Ltd	Contract Parking Technicians for Technic	1,466.52
16/02/2023	SAPINVCE	HPL73798	Hoban Recruitment Pty Ltd	Contract Parking Technicians for Technic	1,466.52
16/02/2023	SAPINVCE	HPL73799	Hoban Recruitment Pty Ltd	CPP Operations Contract Labour Hire. WAL	14,284.94
Cheque/EFT Number 233659					
16/02/2023	SAPINVCE	24500-25	Absolute Stone Paving P/L	Roe Street - Granite Kerbs & Pavers This	129,922.94
Cheque/EFT Number 233660					
16/02/2023	SAPINVCE	1193	Aboriginal United Services Pty Ltd	AUS Contract Labour at CDS Depot Northbr	10,081.07
Cheque/EFT Number 233661					
16/02/2023	SAPINVCE	8315	ASPECT Studios Pty Ltd t/as Urban&Public	Wayfinding consultancy - Central Perth I	7,603.20
Cheque/EFT Number 233662					
16/02/2023	SAPINVCE	35157	BELL TRADING TRUST T/AS NORTH STAR SECURITY	VARIOUS SITES - UNPLANNED ACCESS CONTROL	343.75
16/02/2023	SAPINVCE	35158	BELL TRADING TRUST T/AS NORTH STAR SECURITY	VARIOUS SITES - UNPLANNED ACCESS CONTROL	206.25
16/02/2023	SAPINVCE	35266	BELL TRADING TRUST T/AS NORTH STAR SECURITY	VARIOUS SITES - UNPLANNED ACCESS CONTROL	275.00
16/02/2023	SAPINVCE	35296	BELL TRADING TRUST T/AS NORTH STAR SECURITY	VARIOUS SITES - UNPLANNED ACCESS CONTROL	412.50
Cheque/EFT Number 233663					
16/02/2023	SAPINVCE	105363	Go Doors Pty Ltd	Auto Door Reactive Maintenance FY 22/23	301.87
16/02/2023	SAPINVCE	105333	Go Doors Pty Ltd	Auto Door Reactive Maintenance FY 22/23	932.66



Schedule of Accounts Paid - Municipal Fund
For the Period :01/02/2023-28/02/2023

Payment Date	Document Type	Invoice Number	Payee	Payment Details	Payment Amount
16/02/2023	SAPINVCE	105298	Go Doors Pty Ltd	Auto Door Reactive Maintenance FY 22/23	264.75
16/02/2023	SAPINVCE	105322	Go Doors Pty Ltd	Auto Door Reactive Maintenance FY 22/23	1,126.20
16/02/2023	SAPINVCE	105283	Go Doors Pty Ltd	Auto Door Reactive Maintenance FY 22/23	1,374.31
16/02/2023	SAPINVCE	105321	Go Doors Pty Ltd	Auto Door Reactive Maintenance FY 22/23	2,217.72
16/02/2023	SAPINVCE	103389	Go Doors Pty Ltd	Auto Door Planned Maintenance FY 22/23 G	17,425.70
16/02/2023	SAPINVCE	105294	Go Doors Pty Ltd	Auto Door Reactive Maintenance FY 22/23	2,101.96
Cheque/EFT Number 233664			Sign On Group Pty Ltd		4,884.00
16/02/2023	SAPINVCE	129397	Sign On Group Pty Ltd	Customised Dog Drink Station For Victory	3,663.00
16/02/2023	SAPINVCE	129567	Sign On Group Pty Ltd	Signage for new fenced off-lead dog park	280.50
16/02/2023	SAPINVCE	129566	Sign On Group Pty Ltd	Signage for new fenced off-lead dog park	940.50
Cheque/EFT Number 233665			Cleanaway Industrial Solutions Pty Ltd		5,073.75
16/02/2023	SAPINVCE	2672399	Cleanaway Industrial Solutions Pty Ltd	Removal of Oil Sludge From Depot Water T	5,073.75
Cheque/EFT Number 233666			Ian Pickford		200.00
16/02/2023	SAPINVCE	5333	Ian Pickford	Tuesday Morning Show I Pickford 13 Dec 2	200.00
Cheque/EFT Number 233667			MDM Entertainment Pty Ltd		256.91
16/02/2023	SAPINVCE	S10004951	MDM Entertainment Pty Ltd	Supply of Assorted Adult Fiction & Adult	79.93
16/02/2023	SAPINVCE	S10005131	MDM Entertainment Pty Ltd	Requisition not to be email to the suppl	5.06
16/02/2023	SAPINVCE	S10005089	MDM Entertainment Pty Ltd	Supply of Assorted Adult Fiction & Adult	104.08
16/02/2023	SAPINVCE	S10005087	MDM Entertainment Pty Ltd	Supply of Assorted Adult Fiction & Adult	67.84
Cheque/EFT Number 233668			Smart Cities Council Australia New Zealand Pty Ltd		1,650.00
16/02/2023	SAPINVCE	INV-0086	Smart Cities Council Australia New Zealand Pty Ltd	Smart Cities Council. SCC Invoice -0086	1,650.00
Cheque/EFT Number 233669			Realestate.com.au Pty Ltd		145.00
16/02/2023	SAPINVCE	INRE002522236	Realestate.com.au Pty Ltd	Real Commercial.com Subscription 22/23	145.00
Cheque/EFT Number 233670			Liam Dee		500.00
16/02/2023	SAPINVCE	34	Liam Dee	Concept Fee	500.00
Cheque/EFT Number 233671			FreshExchange Pty Ltd		319.92
16/02/2023	SAPINVCE	330938	FreshExchange Pty Ltd	FRESH EXCHANGE - FRUIT AND VEGETABLES.	180.95
16/02/2023	SAPINVCE	330930	FreshExchange Pty Ltd	FRESH EXCHANGE - FRUIT AND VEGETABLES.	138.97
Cheque/EFT Number 233672			The Trustee for the DDR Family Trust DDR Consult		49,396.88
16/02/2023	SAPINVCE	10731	The Trustee for the DDR Family Trust DDR Consult	EQ Consultancy - 01.07.22 to 30.06.23	25,023.63
16/02/2023	SAPINVCE	10733	The Trustee for the DDR Family Trust DDR Consult	Causeway Pedestrian & Cyclist Bridge Con	12,042.25
16/02/2023	SAPINVCE	10732	The Trustee for the DDR Family Trust DDR Consult	Elizabeth Quay Normalisation Consultancy	12,331.00
Cheque/EFT Number 233673			The Metropolitan Hospitality Group Pty Ltd t/as Indigo Bay Catering		15,431.03
16/02/2023	SAPINVCE	1008754	The Metropolitan Hospitality Group Pty Ltd t/as Indigo Bay Catering	Indigo Bay Jan Aus Day Citizenship Ceremony	6,229.65
16/02/2023	SAPINVCE	1008753	The Metropolitan Hospitality Group Pty Ltd t/as Indigo Bay Catering	Indigo Bay Jan VIP cocktail event Langley Park	9,201.38
Cheque/EFT Number 233674			Arup Australia Pty Ltd		89,255.89
16/02/2023	SAPINVCE	5002-226558	Arup Australia Pty Ltd	Project Management Services - Part B: Tec	89,255.89
Cheque/EFT Number 233675			Department of Transport		90.20
16/02/2023	SAPINVCE	26057	Department of Transport	Vehicle Rego Searches VicRoads 22/23 So	90.20
Cheque/EFT Number 233676			Event Safety Management Pty Ltd		3,934.04
16/02/2023	SAPINVCE	INV-0820	Event Safety Management Pty Ltd	HVM Signage and installation - City of L	3,934.04
Cheque/EFT Number 233677			On Tap Plumbing & Gas Pty Ltd		50,448.17
16/02/2023	SAPINVCE	67077	On Tap Plumbing & Gas Pty Ltd	ZIP UNIT AND CISTERN REPLACEMENTS INSIDE	18,557.67
16/02/2023	SAPINVCE	69515	On Tap Plumbing & Gas Pty Ltd	ZIP UNIT AND CISTERN REPLACEMENTS INSIDE	31,890.50
Cheque/EFT Number 233678			Wright Welding & Fabrication Pty Ltd		22,189.12
16/02/2023	SAPINVCE	INV-0394	Wright Welding & Fabrication Pty Ltd	General street lighting maintenance	18,741.94
16/02/2023	SAPINVCE	INV-0396	Wright Welding & Fabrication Pty Ltd	VARIOUS SITES - UNPLANNED WELDING & FABR	3,447.18
Cheque/EFT Number 233679			Richlands Pty Ltd Atf Ag Macdonald Family Trust t/a CAI Fences		1,518.00
16/02/2023	SAPINVCE	00041343	Richlands Pty Ltd Atf Ag Macdonald Family Trust t/a CAI Fences	Carpenters-Fence repairs for Queens Gard	1,518.00
Cheque/EFT Number 233680			Jennifer Elizabeth Hunter (Jennifer Ryan)		560.00
16/02/2023	SAPINVCE	10581	Jennifer Elizabeth Hunter (Jennifer Ryan)	Chair Yoga classes.	560.00
Cheque/EFT Number 233681			Newground Design Services Pty Ltd		104.50
16/02/2023	SAPINVCE	1095368	Newground Design Services Pty Ltd	Irrigation Design Revision - Point Frase	104.50
Cheque/EFT Number 233682			Veolia Water Operations Pty Ltd t/as Allpipe Technologies		3,608.00
16/02/2023	SAPINVCE	00000285	Veolia Water Operations Pty Ltd t/as Allpipe Technologies	Drainage inspection and cleaning Hackett	3,608.00
Cheque/EFT Number 233683			VL Motterram + Trustee for both Guildford + NB Family Trusts t/as Office Nationa		89.55
16/02/2023	SAPINVCE	358885	VL Motterram + Trustee for both Guildford + NB Family Trusts t/as Office Nationa	9 x packets of 10 USB pockets	89.55
Cheque/EFT Number 233684			Helene Pty Ltd t/as LO-GO Appointments		5,034.16
16/02/2023	SAPINVCE	H2051	Helene Pty Ltd t/as LO-GO Appointments	Rachel Edmundson - Temp	1,678.05
16/02/2023	SAPINVCE	H1732	Helene Pty Ltd t/as LO-GO Appointments	Rachel Edmundson - Temp	1,957.73
16/02/2023	SAPINVCE	H1525	Helene Pty Ltd t/as LO-GO Appointments	Rachel Edmundson - Temp	1,398.38
Cheque/EFT Number 233685			MFR Autoelectrics Pty Ltd		5,686.19
16/02/2023	SAPINVCE	1311	MFR Autoelectrics Pty Ltd	Auto Electrical Repairs Rubbish trucks,	161.76
16/02/2023	SAPINVCE	1316	MFR Autoelectrics Pty Ltd	Auto Electrical Repairs Rubbish trucks,	214.94
16/02/2023	SAPINVCE	1310	MFR Autoelectrics Pty Ltd	Auto Electrical Repairs Rubbish trucks,	1,387.64
16/02/2023	SAPINVCE	1322	MFR Autoelectrics Pty Ltd	Auto Electrical Repairs Rubbish trucks,	352.19
16/02/2023	SAPINVCE	1319	MFR Autoelectrics Pty Ltd	Auto Electrical Repairs Rubbish trucks,	1,387.73
16/02/2023	SAPINVCE	1318	MFR Autoelectrics Pty Ltd	Auto Electrical Repairs Rubbish trucks,	1,063.45
16/02/2023	SAPINVCE	1315	MFR Autoelectrics Pty Ltd	Auto Electrical Repairs Rubbish trucks,	176.83
16/02/2023	SAPINVCE	1317	MFR Autoelectrics Pty Ltd	Auto Electrical Repairs Rubbish trucks,	426.48
16/02/2023	SAPINVCE	1321	MFR Autoelectrics Pty Ltd	Auto Electrical Repairs Rubbish trucks,	104.63
16/02/2023	SAPINVCE	1320	MFR Autoelectrics Pty Ltd	Auto Electrical Repairs Rubbish trucks,	104.63
16/02/2023	SAPINVCE	1314	MFR Autoelectrics Pty Ltd	Auto Electrical Repairs Rubbish trucks,	101.97
16/02/2023	SAPINVCE	1313	MFR Autoelectrics Pty Ltd	Auto Electrical Repairs Rubbish trucks,	101.97
16/02/2023	SAPINVCE	1312	MFR Autoelectrics Pty Ltd	Auto Electrical Repairs Rubbish trucks,	101.97
Cheque/EFT Number 233686			The Trustee for the Gilmour Trust t/as Gilmour & Jooste Elec Gilmour & Jooste El		8,223.96



Schedule of Accounts Paid - Municipal Fund
For the Period :01/02/2023-28/02/2023

Payment Date	Document Type	Invoice Number	Payee	Payment Details	Payment Amount
16/02/2023	\$APINVCE	28339	The Trustee for the Gilmour Trust t/as Gilmour & Joo	VARIOUS SITES - UNPLANNED ELECTRICAL MAI	445.50
16/02/2023	\$APINVCE	28268	The Trustee for the Gilmour Trust t/as Gilmour & Joo	VARIOUS SITES - UNPLANNED ELECTRICAL MAI	148.50
16/02/2023	\$APINVCE	28251	The Trustee for the Gilmour Trust t/as Gilmour & Joo	VARIOUS SITES - UNPLANNED ELECTRICAL MAI	574.01
16/02/2023	\$APINVCE	28250	The Trustee for the Gilmour Trust t/as Gilmour & Joo	VARIOUS SITES - UNPLANNED ELECTRICAL MAI	148.50
16/02/2023	\$APINVCE	28265	The Trustee for the Gilmour Trust t/as Gilmour & Joo	VARIOUS SITES - UNPLANNED ELECTRICAL MAI	111.38
16/02/2023	\$APINVCE	28267	The Trustee for the Gilmour Trust t/as Gilmour & Joo	VARIOUS SITES - UNPLANNED ELECTRICAL MAI	2,275.01
16/02/2023	\$APINVCE	28249	The Trustee for the Gilmour Trust t/as Gilmour & Joo	VARIOUS SITES - UNPLANNED ELECTRICAL MAI	668.25
16/02/2023	\$APINVCE	28157	The Trustee for the Gilmour Trust t/as Gilmour & Joo	VARIOUS SITES - UNPLANNED ELECTRICAL MAI	1,262.53
16/02/2023	\$APINVCE	28341	The Trustee for the Gilmour Trust t/as Gilmour & Joo	Electrician Call out for Disconnected Fa	222.75
16/02/2023	\$APINVCE	28336	The Trustee for the Gilmour Trust t/as Gilmour & Joo	Generator Testing Various sites FY22/23	668.25
16/02/2023	\$APINVCE	28338	The Trustee for the Gilmour Trust t/as Gilmour & Joo	Generator Testing Various sites FY22/23	668.25
16/02/2023	\$APINVCE	28317	The Trustee for the Gilmour Trust t/as Gilmour & Joo	VARIOUS SITES - UNPLANNED ELECTRICAL MAI	445.50
16/02/2023	\$APINVCE	28264	The Trustee for the Gilmour Trust t/as Gilmour & Joo	VARIOUS SITES - UNPLANNED ELECTRICAL MAI	297.00
16/02/2023	\$APINVCE	28332	The Trustee for the Gilmour Trust t/as Gilmour & Joo	VARIOUS SITES - UNPLANNED ELECTRICAL MAI	288.53
Cheque/EFT Number 233687 People2People Recruitment (Western Australia) Pty Ltd					2,940.96
16/02/2023	\$APINVCE	INV-0000026291	People2People Recruitment (Western Australia) Pty	Agency fees for Properties	2,940.96
Cheque/EFT Number 233688 Yumbo Jumbo Pty Ltd t/as Frisk Small Bar					3,150.06
16/02/2023	\$APINVCE	2023127	Yumbo Jumbo Pty Ltd t/as Frisk Small Bar	Safer Spaces Grant 21/22 - Frisk Small B	3,150.06
Cheque/EFT Number 233689 Sort & Divert Pty Ltd t/as 1800-Got-Junk?					4,748.15
16/02/2023	\$APINVCE	11836833	Sort & Divert Pty Ltd t/as 1800-Got-Junk?	Junk Removal at Regal Place 1800-GOT-JU	320.10
16/02/2023	\$APINVCE	11836830	Sort & Divert Pty Ltd t/as 1800-Got-Junk?	Junk Removal at Council House 1800-GOT	3,414.40
16/02/2023	\$APINVCE	11836826	Sort & Divert Pty Ltd t/as 1800-Got-Junk?	PCEC Junk Removal 9.5m3 x \$97+ GST per	1,013.65
Cheque/EFT Number 233690 Bunnings Group Limited t/as Tool Kit Depot					52.13
16/02/2023	\$APINVCE	2404/00178278	Bunnings Group Limited t/as Tool Kit Depot	Indoor / Outdoor Smell Control Spray for	52.13
Cheque/EFT Number 233691 The Trustee for the Deloitte Trading Trust					275.00
16/02/2023	\$APINVCE	1416344A	The Trustee for the Deloitte Trading Trust	Deloitte Treasury Services Agreement	275.00
Cheque/EFT Number 233692 Converge International Pty Ltd					940.50
16/02/2023	\$APINVCE	9017	Converge International Pty Ltd	Employee Assistance Program	940.50
Cheque/EFT Number 233693 Madeline Delia Crofts					350.00
16/02/2023	\$APINVCE	48	Madeline Delia Crofts	Singer - Australia Day Citizenship and A	350.00
Cheque/EFT Number 233694 BLJ AUSTRALIA					990.00
16/02/2023	\$APINVCE	INV-3616	BLJ AUSTRALIA	Audit services for Iron Mountain	990.00
Cheque/EFT Number 233695 Tristar Water Solutions Pty Ltd					1,705.00
16/02/2023	\$APINVCE	21092	Tristar Water Solutions Pty Ltd	Tech to Attend Depot Site for Emergency	1,705.00
Cheque/EFT Number 233696 Amberley Hope Lobo (A-Unit)					2,825.00
16/02/2023	\$APINVCE	291	Amberley Hope Lobo (A-Unit)	Video production - Fringe Sunday Funday	2,825.00
Cheque/EFT Number 233697 The Association Specialists Pty Ltd					885.00
16/02/2023	\$APINVCE	WITS-2023-111857	The Association Specialists Pty Ltd	1 X EARLY BIRD TICKET TO WORLD INDIGENOU	885.00
Cheque/EFT Number 233698 Telstra Limited					18,953.06
16/02/2023	\$APINVCE	4681945111	Telstra Limited	DATA CHARGES FOR 16 December-15 January	4,172.01
16/02/2023	\$APINVCE	2769413700	Telstra Limited	DATA CHARGES FOR 16 December-15 January	7,494.40
16/02/2023	\$APINVCE	1057776700	Telstra Limited	DATA CHARGES FOR 16 December-15 January	3,032.66
16/02/2023	\$APINVCE	2537275000	Telstra Limited	DATA CHARGES FOR 16 December-15 January	1,346.87
16/02/2023	\$APINVCE	4681944502	Telstra Limited	DATA CHARGES FOR 16 December-15 January	1,899.12
16/02/2023	\$APINVCE	4681945129	Telstra Limited	DATA CHARGES FOR 16 December-15 January	970.00
16/02/2023	\$APINVCE	4681945038	Telstra Limited	DATA CHARGES FOR 16 December-15 January	38.00
Cheque/EFT Number 233699 Boc Gases Australia Ltd					137.23
16/02/2023	\$APINVCE	4033169398	Boc Gases Australia Ltd	Hire Of Gases Bottles for Welding at Dep	133.74
16/02/2023	\$APINVCE	4033228463	Boc Gases Australia Ltd	Dry Ice for mosquito traps Do not email	3.49
Cheque/EFT Number 233700 BOFFINS BOOKSHOP PTY LTD					311.35
16/02/2023	\$APINVCE	INV0175990	BOFFINS BOOKSHOP PTY LTD	Assorted Junior Books for Library	344.63
16/02/2023	\$APCREDIT	ECRN000169	BOFFINS BOOKSHOP PTY LTD	Invoices 0174946 & 0175456	-33.28
Cheque/EFT Number 233701 Building and Construction Industry Training Board Construction Training Fund					58,232.64
16/02/2023	\$APINVCE	JAN 23	Building and Construction Industry Training Board Co	Reconciliation of BCITF 31/01/23	58,232.64
Cheque/EFT Number 233702 BUNNINGS BUILDING SUPPLIES P/L					91.45
16/02/2023	\$APINVCE	2404/00245252	BUNNINGS BUILDING SUPPLIES P/L	Algae Solution Swing seat clips	42.97
16/02/2023	\$APINVCE	2708/00411390	BUNNINGS BUILDING SUPPLIES P/L	Hinges for Maintenance of Signs	48.48
Cheque/EFT Number 233703 CFMEU MINING & ENERGY DIVISION					360.00
16/02/2023	\$HRPAYJNL	EF 10/02/2023	CFMEU MINING & ENERGY DIVISION	CFMEU	320.00
16/02/2023	\$HRPAYJNL	F 10/02/2023	CFMEU MINING & ENERGY DIVISION	CFMEU	40.00
Cheque/EFT Number 233704 CHAMPION MUSIC					1,540.00
16/02/2023	\$APINVCE	INV-17804	CHAMPION MUSIC	Live band bookings for 3 x community con	1,540.00
Cheque/EFT Number 233705 Child Support Agency					1,880.59
16/02/2023	\$HRPAYJNL	EF 10/02/2023	Child Support Agency	ATO Child Support Garnishees	933.34
16/02/2023	\$HRPAYJNL	F 10/02/2023	Child Support Agency	ATO Child Support Deduction	947.25
Cheque/EFT Number 233706 Choicoone Pty Ltd					17,989.80
16/02/2023	\$APINVCE	A048403	Choicoone Pty Ltd	Temp Labour Hire - Waste and Cleaning Sa	8,136.23
16/02/2023	\$APINVCE	A048402	Choicoone Pty Ltd	Choicoone	1,518.53
16/02/2023	\$APINVCE	A048396	Choicoone Pty Ltd	Carpenters-Temporary Staff	1,784.11
16/02/2023	\$APINVCE	A048397	Choicoone Pty Ltd	Civil Maintenance-Agency Staff	1,518.53
16/02/2023	\$APINVCE	A048399	Choicoone Pty Ltd	Civil Maintenance-Agency Staff	2,024.70
16/02/2023	\$APINVCE	A048401	Choicoone Pty Ltd	Choicoone Recruitment - labour hire - t	1,686.61
16/02/2023	\$APINVCE	A048400	Choicoone Pty Ltd	Choicoone recruitment - Labour hire to co	1,321.09
Cheque/EFT Number 233707 CITY OF PERTH STAFF SOCIAL CLUB					672.00
16/02/2023	\$HRPAYJNL	F 10/02/2023	CITY OF PERTH STAFF SOCIAL CLUB	Social Club	7.00
16/02/2023	\$HRPAYJNL	EF 10/02/2023	CITY OF PERTH STAFF SOCIAL CLUB	Social Club	56.00



Schedule of Accounts Paid - Municipal Fund
For the Period :01/02/2023-28/02/2023

Payment Date	Document Type	Invoice Number	Payee	Payment Details	Payment Amount
16/02/2023	SHRPAYJNL	F 10/02/2023	CITY OF PERTH STAFF SOCIAL CLUB	Social Club	609.00
Cheque/EFT Number 233708					16,574.80
16/02/2023	\$APINVCE	INV-38071	CLASSIC TREE SERVICES	Street Tree Pruning, Removal and Arboric	8,184.55
16/02/2023	\$APINVCE	INV-38075	CLASSIC TREE SERVICES	Street Tree Pruning, Removal and Arboric	1,895.30
16/02/2023	\$APINVCE	INV-37997	CLASSIC TREE SERVICES	Stirling Gardens - Soil Dosing - Tree Pr	2,024.00
16/02/2023	\$APINVCE	INV-38036	CLASSIC TREE SERVICES	Wetting agent, Bioprime, Silvershield an	2,024.00
16/02/2023	\$APINVCE	INV-38032	CLASSIC TREE SERVICES	Street Tree Pruning, Removal and Arboric	277.20
16/02/2023	\$APINVCE	INV-38011	CLASSIC TREE SERVICES	Street Tree Pruning, Removal and Arboric	1,276.00
16/02/2023	\$APINVCE	INV-38056	CLASSIC TREE SERVICES	Street Tree Pruning, Removal and Arboric	893.75
Cheque/EFT Number 233709					191,273.47
16/02/2023	\$APINVCE	22101799	Coates Hire Operations Pty Limited	Concert Hall temp propping hire at DPLH	7,553.83
16/02/2023	\$APINVCE	22101802	Coates Hire Operations Pty Limited	Generator hire and install - Australia D	44,558.89
16/02/2023	\$APINVCE	22094069	Coates Hire Operations Pty Limited	Generator hire and install - Australia D	3,543.10
16/02/2023	\$APINVCE	22093914	Coates Hire Operations Pty Limited	Generator hire and install - Australia D	44,163.54
16/02/2023	\$APINVCE	22095869	Coates Hire Operations Pty Limited	Coates - Infrastructure hire and install	91,454.11
Cheque/EFT Number 233710					1,210.00
16/02/2023	\$APINVCE	V128788	The Trustee for Chesterton Unit Trust t/as Cygnet West	The Trustee for Chesterton Unit Trust t/as Cygnet West Revaluation of Shop 5B City Station Conc	1,210.00
Cheque/EFT Number 233711					648.60
16/02/2023	\$APINVCE	1251248	LANDGATE	Landgate Enquiries 2022/2023	648.60
Cheque/EFT Number 233712					54.02
16/02/2023	\$APINVCE	994700	THE TRUSTEE FOR ILLION AUSTRALIA UNIT TRUST T/AS MILTON GRAH MILTON GRAHAM	THE TRUSTEE FOR ILLION AUSTRALIA UNIT TRUST T/AS Debt Collection for overdue items from L	54.02
Cheque/EFT Number 233713					141.20
16/02/2023	\$APINVCE	11084910	FARINOSI & SONS PTY LTD	FARINOSI & SONS PTY LTD	141.20
Cheque/EFT Number 233714					237.60
16/02/2023	\$APINVCE	151563	STRATAGREEN	knapsack sprayer	237.60
Cheque/EFT Number 233715					22,942.98
16/02/2023	\$APINVCE	51418953	HAYS PERSONNEL SERVICES (AUST) PTY LTD	Temp Labour Hire - Waste and Cleaning Sa	2,258.54
16/02/2023	\$APINVCE	51418960	HAYS PERSONNEL SERVICES (AUST) PTY LTD	Temp Labour Hire - Waste and Cleaning Sa	2,391.26
16/02/2023	\$APINVCE	51418961	HAYS PERSONNEL SERVICES (AUST) PTY LTD	Temp Labour Hire - Waste and Cleaning Sa	3,013.35
16/02/2023	\$APINVCE	51420694	HAYS PERSONNEL SERVICES (AUST) PTY LTD	Agency Staff For Customer Experience 03/	9,289.67
16/02/2023	\$APINVCE	51373772A	HAYS PERSONNEL SERVICES (AUST) PTY LTD	Place and Economic Analysis 10161 Smart	5,990.16
Cheque/EFT Number 233716					402.39
16/02/2023	SHRPAYJNL	EF 10/02/2023	HOSPITAL BENEFIT FUND OF WA	HOSPITAL BENEFIT FUND OF WA	275.10
16/02/2023	SHRPAYJNL	F 10/02/2023	HOSPITAL BENEFIT FUND OF WA	HOSPITAL BENEFIT FUND OF WA	127.29
Cheque/EFT Number 233717					4,042.50
16/02/2023	\$APINVCE	INV-43929	HYDROQUIP PUMPS	Replace pump aerator Claisebrook lake	4,042.50
Cheque/EFT Number 233718					2,429.00
16/02/2023	\$APINVCE	00001850	JOHN TIERNEY	JOHN TIERNEY	1,764.00
16/02/2023	\$APINVCE	00001851	JOHN TIERNEY	Parking Officer Patrol Car Cleaning 22/2	540.00
16/02/2023	\$APINVCE	00001854	JOHN TIERNEY	Facilities Maintenances Car Wash - Elder	80.00
16/02/2023	\$APINVCE	00001853	JOHN TIERNEY	CPP Operations Vehicle wash 2022/2023	45.00
Cheque/EFT Number 233719					423.50
16/02/2023	\$APINVCE	0401000052560123	KONICA MINOLTA BUSINESS SOLUTIONS AUSTRALIA PTY LTD	KONICA MINOLTA BUSINESS SOLUTIONS AUSTRALIA 15 x Black Toner TN512 for Library public	423.50
Cheque/EFT Number 233720					6,283.66
16/02/2023	\$APINVCE	41334	Magnetic Automation Pty Ltd t/as Hub Parking Technology	Magnetic Automation Pty Ltd t/as Hub Parking Techn Magnetic - Datapark Equipment & Systems	6,283.66
Cheque/EFT Number 233721					264.79
16/02/2023	\$APINVCE	1315407	MAJOR MOTORS PTY LTD	MAJOR MOTORS PTY LTD	264.79
Cheque/EFT Number 233722					68,942.27
16/02/2023	\$APINVCE	SINV-046645	MINDARIE REGIONAL COUNCIL	MINDARIE REGIONAL COUNCIL	849.90
16/02/2023	\$APINVCE	SINV-046508	MINDARIE REGIONAL COUNCIL	Green Waste Tipping Fees 22/23	36,686.72
16/02/2023	\$APINVCE	SINV-046594	MINDARIE REGIONAL COUNCIL	Provision of Landfill Tipping - 2022/23	31,405.65
Cheque/EFT Number 233723					1,210.00
16/02/2023	SHRPAYJNL	EF 10/02/2023	LGRCEU	LGRCEU	1,100.00
16/02/2023	SHRPAYJNL	F 10/02/2023	LGRCEU	LGRCEU	110.00
Cheque/EFT Number 233724					2,095.12
16/02/2023	\$APINVCE	INV0062754	REINO INTERNATIONAL	REINO INTERNATIONAL	2,095.12
Cheque/EFT Number 233725					3,905.00
16/02/2023	\$APINVCE	93923	PERTH AUDIOVISUAL	PERTH AUDIOVISUAL	3,905.00
Cheque/EFT Number 233726					16,720.00
16/02/2023	\$APINVCE	INV-3378	Systems Edge Management Services Pty Ltd Pracsys Management Systems	Systems Edge Management Services Pty Ltd Pracsys Management Systems	16,720.00
Cheque/EFT Number 233727					1,965.00
16/02/2023	\$APINVCE	462246	Property Council of Australia	Property Council of Australia	1,800.00
16/02/2023	\$APINVCE	462191	Property Council of Australia	February 2023 Office Market Report Professional Development	165.00
Cheque/EFT Number 233728					46,430.87
16/02/2023	\$APINVCE	109781	THE TRUSTEE FOR GILKISON EVENT HIRE TRUST T/AS REECE'S EVENT	THE TRUSTEE FOR GILKISON EVENT HIRE TRUST T/AS Marquee and Shade Sail Hire Australia Da	14,717.20
16/02/2023	\$APINVCE	109766	THE TRUSTEE FOR GILKISON EVENT HIRE TRUST T/AS REECE'S EVENT	THE TRUSTEE FOR GILKISON EVENT HIRE TRUST T/AS Marquee and Shade Sail Langley Park - Ci	31,328.67
16/02/2023	\$APINVCE	110049	THE TRUSTEE FOR GILKISON EVENT HIRE TRUST T/AS REECE'S EVENT	THE TRUSTEE FOR GILKISON EVENT HIRE TRUST T/AS Additional marquee hire and install Lion	385.00
Cheque/EFT Number 233729					33,627.86
16/02/2023	\$APINVCE	21550234	Rentokil Initial Pty Ltd t/as Ambius Indoor Plants, Init CONTRACT RATES HAVE BEEN CHECKED ALONG W	Rentokil Initial Pty Ltd t/as Ambius Indoor Plants, Init CONTRACT RATES HAVE BEEN CHECKED ALONG W	4,803.98
16/02/2023	\$APINVCE	21550231	Rentokil Initial Pty Ltd t/as Ambius Indoor Plants, Init CONTRACT RATES HAVE BEEN CHECKED ALONG W	Rentokil Initial Pty Ltd t/as Ambius Indoor Plants, Init CONTRACT RATES HAVE BEEN CHECKED ALONG W	4,803.98
16/02/2023	\$APINVCE	21550232	Rentokil Initial Pty Ltd t/as Ambius Indoor Plants, Init CONTRACT RATES HAVE BEEN CHECKED ALONG W	Rentokil Initial Pty Ltd t/as Ambius Indoor Plants, Init CONTRACT RATES HAVE BEEN CHECKED ALONG W	4,803.98
16/02/2023	\$APINVCE	21550228	Rentokil Initial Pty Ltd t/as Ambius Indoor Plants, Init CONTRACT RATES HAVE BEEN CHECKED ALONG W	Rentokil Initial Pty Ltd t/as Ambius Indoor Plants, Init CONTRACT RATES HAVE BEEN CHECKED ALONG W	4,803.98
16/02/2023	\$APINVCE	21550233	Rentokil Initial Pty Ltd t/as Ambius Indoor Plants, Init CONTRACT RATES HAVE BEEN CHECKED ALONG W	Rentokil Initial Pty Ltd t/as Ambius Indoor Plants, Init CONTRACT RATES HAVE BEEN CHECKED ALONG W	4,803.98
16/02/2023	\$APINVCE	21550229	Rentokil Initial Pty Ltd t/as Ambius Indoor Plants, Init CONTRACT RATES HAVE BEEN CHECKED ALONG W	Rentokil Initial Pty Ltd t/as Ambius Indoor Plants, Init CONTRACT RATES HAVE BEEN CHECKED ALONG W	4,803.98
16/02/2023	\$APINVCE	21550230	Rentokil Initial Pty Ltd t/as Ambius Indoor Plants, Init CONTRACT RATES HAVE BEEN CHECKED ALONG W	Rentokil Initial Pty Ltd t/as Ambius Indoor Plants, Init CONTRACT RATES HAVE BEEN CHECKED ALONG W	4,803.98
Cheque/EFT Number 233730					320.21
16/02/2023	\$APINVCE	21550230	Galvins Plumbing Supplies	Galvins Plumbing Supplies	320.21



Schedule of Accounts Paid - Municipal Fund
For the Period :01/02/2023-28/02/2023

Payment Date	Document Type	Invoice Number	Payee	Payment Details	Payment Amount
16/02/2023	\$APINVCE	682141	Galvins Plumbing Supplies	Replacement Drink Fountain Mouth Guards	320.21
Cheque/EFT Number 233731					3,593.70
16/02/2023	\$APINVCE	14103712	RSEA PTY LTD	Safety Boots Partap Singh (9295)	154.00
16/02/2023	\$APINVCE	14103029	RSEA PTY LTD	Civil Maintenance Electrolytes	83.60
16/02/2023	\$APINVCE	14106102	RSEA PTY LTD	Civil Maintenance - Drink Electrolytes	83.60
16/02/2023	\$APINVCE	13823950	RSEA PTY LTD	Staff Uniforms 2022	576.40
16/02/2023	\$APINVCE	13823914A	RSEA PTY LTD	Staff Uniforms 2022	260.70
16/02/2023	\$APINVCE	14007880	RSEA PTY LTD	New Staff Uniforms Matt Guy (9709)	576.40
16/02/2023	\$APINVCE	13839639	RSEA PTY LTD	RSEA staff yearly uniform Irrigation	416.90
16/02/2023	\$APINVCE	13955964	RSEA PTY LTD	Depot W/Shop Uniform Order x 5 Staff	1,327.70
16/02/2023	\$APINVCE	13977647	RSEA PTY LTD	Safety boot (PPE for Construction site)	114.40
Cheque/EFT Number 233732					107.39
16/02/2023	\$APINVCE	INV807419	STANDARDS AUSTRALIA	Australian Standards License	107.39
Cheque/EFT Number 233733					155.50
16/02/2023	\$APINVCE	75402	CSP GROUP PTY LTD T/AS STIHL SHOP OSBORNE PARI	General Servicing of Minor Plant - EG -	155.50
Cheque/EFT Number 233734					10,886.60
16/02/2023	\$APINVCE	468 1945 053	TELSTRA	DATA CHARGES FOR 16 November-15 December	10,886.60
Cheque/EFT Number 233735					68.99
16/02/2023	\$APINVCE	CD-3471531	WATERLOGIC AUSTRALIA PTY LTD	Maintenance and hire of water cooler in	68.99
Cheque/EFT Number 233736					1,422.04
16/02/2023	\$APINVCE	412348601	TOTAL EDEN PTY LTD T/AS Nutrien Water	9v Batteries, Rainbird Nozzles & Sprinkl	1,422.04
Cheque/EFT Number 233737					461.67
16/02/2023	\$APINVCE	00417798	Ultimo Catering & Events Pty Ltd	COP catering Food supplies ULTIMO	136.40
16/02/2023	\$APINVCE	00417777	Ultimo Catering & Events Pty Ltd	COP catering Food supplies ULTIMO	220.77
16/02/2023	\$APINVCE	00417766	Ultimo Catering & Events Pty Ltd	COP catering Food supplies ULTIMO	104.50
Cheque/EFT Number 233738					5,890.50
16/02/2023	\$APINVCE	SI-003721	WEST AUSTRALIAN LOCAL GOVERNMENT ASSOC ASSI	WALGA Training - Emergency Management fo	324.50
16/02/2023	\$APINVCE	SI-003660	WEST AUSTRALIAN LOCAL GOVERNMENT ASSOC ASSI	DLM Liam Gobbert WALGA Training	583.00
16/02/2023	\$APINVCE	SI-003661	WEST AUSTRALIAN LOCAL GOVERNMENT ASSOC ASSI	DLM Liam Gobbert WALGA Training	583.00
16/02/2023	\$APINVCE	SI-003729	WEST AUSTRALIAN LOCAL GOVERNMENT ASSOC ASSI	Staff Professional Development	4,400.00
Cheque/EFT Number 233739					550.00
16/02/2023	\$APINVCE	110620	WESTERN RESOURCE RECOVERY PTY LTD	VARIOUS SITES - UNPLANNED MAINTENANCE -	550.00
Cheque/EFT Number 233740					15,697.33
16/02/2023	\$APINVCE	00070115	STEFNA FAMILY TRUST T/AS WEST TIP WASTE MANA	Bulk Waste January 2023	668.97
16/02/2023	\$APINVCE	00070116	STEFNA FAMILY TRUST T/AS WEST TIP WASTE MANA	Street Sweeping disposal 22/23	15,028.36
Cheque/EFT Number 233741					990.00
16/02/2023	\$APINVCE	050123 ST	TZE VULTSEN	Gratuity Payment	990.00
Cheque/EFT Number 233742					448.00
16/02/2023	\$APINVCE	EV2023/2	TAOFENG XIA	service failure - water access not avail	448.00
Cheque/EFT Number 233743					156.00
16/02/2023	\$APINVCE	2022/1241	DFES	Incorrect application submitted	156.00
Cheque/EFT Number 233744					99.00
16/02/2023	\$APINVCE	EV2023/37	G B Smalley	Event cancelled due to restricted time	99.00
Cheque/EFT Number 233745					42.55
16/02/2023	\$APINVCE	290322 JM	Julie Mathieson	Postage - Registered Mail	42.55
Cheque/EFT Number 233746					36,500.00
16/02/2023	\$APINVCE	TEC41/2022	Gabriel Algar	Refund of Work Bond: TECH/41/2022//HG	36,500.00
Cheque/EFT Number 233747					1,000.00
16/02/2023	\$APINVCE	34775	Monique Bell	Refund Bond hire of Perth Town Hall	1,000.00
Cheque/EFT Number 233748					11,200.00
16/02/2023	\$APINVCE	HG2022/47	Kilmore Group Pty Ltd	Refund of Work Bond: HG-2022/47	11,200.00
Cheque/EFT Number 233749					8,006.45
16/02/2023	\$APINVCE	104831 3	Western Australian Land Authority Tradin	Refund ESL	8,006.45
Cheque/EFT Number 233750					46.00
16/02/2023	\$APINVCE	FV2023/381	Kazz's Jamaican Kitchen	Refund double up payment	46.00
Cheque/EFT Number 233751					159.99
16/02/2023	\$APINVCE	080223 MN	Muhammad Nafees	Footcare Management Program	159.99
Cheque/EFT Number 233752					89.95
16/02/2023	\$APINVCE	090223 JS	JEEWAN SENANAYAKE		89.95
Cheque/EFT Number 233753					150.00
16/02/2023	\$APINVCE	080223 KH	Kirsten Haas	Healthy Lifestyle payment	150.00
Cheque/EFT Number 233754					500.00
16/02/2023	\$APINVCE	040123 CT	Craig_Treasure	EBA Tool Allowance 2020	500.00
Cheque/EFT Number 233755					500.00
16/02/2023	\$APINVCE	040123 CT.	Craig_Treasure	EBA Tool Allowance 2021	500.00
Cheque/EFT Number 233756					650.00
16/02/2023	\$APINVCE	040123CT	Craig_Treasure	EBA Tool Allowance 2022	650.00
Cheque/EFT Number 233757					500.00
16/02/2023	\$APINVCE	120123 MB	Mr M H & Mrs T Beaney	EBA Tool Allowance 2020	500.00
Cheque/EFT Number 233758					500.00
16/02/2023	\$APINVCE	120123MB	Mr M H & Mrs T Beaney	EBA Tool Allowance 2021	500.00
Cheque/EFT Number 233759					650.00
16/02/2023	\$APINVCE	120123 MB.	Mr M H & Mrs T Beaney	EBA Tool Allowance 2022	650.00
Cheque/EFT Number 233760					110.00
16/02/2023	\$APINVCE	140223 NV	Nina Vesnic	CPA module Strategic Business Partnering	110.00
Cheque/EFT Number 233761					35,472.80
16/02/2023	\$APINVCE		RENT A FENCE PTY LTD		35,472.80



Schedule of Accounts Paid - Municipal Fund
For the Period :01/02/2023-28/02/2023

Payment Date	Document Type	Invoice Number	Payee	Payment Details	Payment Amount
23/02/2023	SAPINVCE	RF 506201	RENT A FENCE PTY LTD	Temporary fencing, CCB and picket fence	35,472.80
Cheque/EFT Number 233762					4,177.64
23/02/2023	SAPINVCE	I58164609.PER	BIDFOOD WA PTY LTD	Food and beverage supplies for Community	816.35
23/02/2023	SAPINVCE	I58135848.PER	BIDFOOD WA PTY LTD	Food and beverage supplies for Community	1,363.89
23/02/2023	SAPINVCE	I58196730.PER	BIDFOOD WA PTY LTD	Food and beverage supplies for Community	1,259.80
23/02/2023	SAPINVCE	I58221981.PER	BIDFOOD WA PTY LTD	Food and beverage supplies for Community	737.60
Cheque/EFT Number 233763					2,790.48
23/02/2023	SAPINVCE	16806	SOUTHERN METROPOLITAN REGIONAL COUNCIL	Organic tipping fees 22/23	2,790.48
Cheque/EFT Number 233764					38.75
23/02/2023	SAPINVCE	65709760	TNT	TNT Courier services for spare parts Ple	38.75
Cheque/EFT Number 233765					44.00
23/02/2023	SAPINVCE	AUD229691	IRON MOUNTAIN AUSTRALIA GROUP PTY LTD	Secure Destruction Bin Level 8 22/23	44.00
Cheque/EFT Number 233766					142.42
23/02/2023	SAPINVCE	605783477	OFFICE WORKS	Officeworks - Catering Stationary Supply	72.90
23/02/2023	SAPINVCE	605370221	OFFICE WORKS	Wristbands to be used for Constable care	69.52
Cheque/EFT Number 233767					4,893.00
23/02/2023	SAPINVCE	45191664	NESPRESSO	Level 4 Coffee Pods	368.00
23/02/2023	SAPINVCE	45193883	NESPRESSO	Coffee Pods - Level 2 Kitchen Note: Do	864.00
23/02/2023	SAPINVCE	45256400	NESPRESSO	Depot Nespresso Coffee Pods	1,065.00
23/02/2023	SAPINVCE	45223591	NESPRESSO	LG Hub Nespresso Blanket Order 2022-23	2,596.00
Cheque/EFT Number 233768					730.58
23/02/2023	SAPINVCE	120665	ROSMECH SALES AND SERVICE PTY LTD	Replacement Air Control Valve for Brush	730.58
Cheque/EFT Number 233769					94,876.07
23/02/2023	SAPINVCE	PSI001403	RUAH COMMUNITY SERVICES	Ruah Safe Night Space (Women's only)	94,876.07
Cheque/EFT Number 233770					32,440.58
23/02/2023	SAPINVCE	186106059	Higgins Coatings Pty Ltd	Unplanned Graffiti Removal & Painting Se	429.31
23/02/2023	SAPINVCE	186106056	Higgins Coatings Pty Ltd	Unplanned Graffiti Removal & Painting Se	386.96
23/02/2023	SAPINVCE	186106055	Higgins Coatings Pty Ltd	Unplanned Graffiti Removal & Painting Se	344.61
23/02/2023	SAPINVCE	186106037	Higgins Coatings Pty Ltd	Unplanned Graffiti Removal & Painting Se	8,588.25
23/02/2023	SAPINVCE	186106061	Higgins Coatings Pty Ltd	Unplanned Graffiti Removal & Painting Se	1,209.03
23/02/2023	SAPINVCE	186106050	Higgins Coatings Pty Ltd	Unplanned Graffiti Removal & Painting Se	1,517.95
23/02/2023	SAPINVCE	186106022	Higgins Coatings Pty Ltd	Unplanned Graffiti Removal & Painting Se	15,565.53
23/02/2023	SAPINVCE	186105990	Higgins Coatings Pty Ltd	Unplanned Graffiti Removal & Painting Se	2,415.99
23/02/2023	SAPINVCE	186106057	Higgins Coatings Pty Ltd	Unplanned Graffiti Removal & Painting Se	386.96
23/02/2023	SAPINVCE	186106058	Higgins Coatings Pty Ltd	Unplanned Graffiti Removal & Painting Se	1,209.03
23/02/2023	SAPINVCE	186106060	Higgins Coatings Pty Ltd	Unplanned Graffiti Removal & Painting Se	386.96
Cheque/EFT Number 233771					882.85
23/02/2023	SAPINVCE	333764	WESTBOOKS	Supply of Fiction & Non-Fiction Books	626.53
23/02/2023	SAPINVCE	333763	WESTBOOKS	Supply of Fiction & Non-Fiction Books	256.32
Cheque/EFT Number 233772					3,513.40
23/02/2023	SAPINVCE	8060007802	TK Elevator Australia Pty Ltd	Perth Town Hall Lift GSM unit Contract	3,513.40
Cheque/EFT Number 233773					636.47
23/02/2023	SAPINVCE	WSI461701	GLOBAL AUTOACOAT PTY LTD	Paint supplies for light pole refurbishm	636.47
Cheque/EFT Number 233774					999.45
23/02/2023	SAPINVCE	232004048	ALINTA SALES PTY LTD	595 Hay Street Perth	87.10
23/02/2023	SAPINVCE	299003488	ALINTA SALES PTY LTD	Unit 1 88 Murray Street Perth	38.35
23/02/2023	SAPINVCE	382913950	ALINTA SALES PTY LTD	30 Roberts Street Osborne Park	627.75
23/02/2023	SAPINVCE	431845470	ALINTA SALES PTY LTD	Lot 478 Riverside Dve Perth	37.95
23/02/2023	SAPINVCE	70447393	ALINTA SALES PTY LTD	79 Francis Street Northbridge	208.30
Cheque/EFT Number 233775					16,500.00
23/02/2023	SAPINVCE	00008241	Guru Productions Pty Ltd t/as The Garden Gurus	Destination WA video production costs -	16,500.00
Cheque/EFT Number 233776					16,517.60
23/02/2023	SAPINVCE	3399	ENVIROPATH PTY LTD T/ AS SPOT'S ALL SURFACE CLEANING	Planned Car Park Degreasing for July 202	16,517.60
Cheque/EFT Number 233777					433.22
23/02/2023	SAPINVCE	P3459746	ATOM SUPPLY	Blue marking out spray paint	433.22
Cheque/EFT Number 233778					44,354.43
23/02/2023	SAPINVCE	25012039	ACCESS BRICKPAVING CO	Grant Repair Works at Council House Acc	1,054.02
23/02/2023	SAPINVCE	6022024	ACCESS BRICKPAVING CO	SERVICE INVESTIGATION/LOCATOR - URBAN FO	19,497.50
23/02/2023	SAPINVCE	6022025	ACCESS BRICKPAVING CO	Access Paving	5,334.36
23/02/2023	SAPINVCE	25012037	ACCESS BRICKPAVING CO	Council House - Paver lift. Access Bric	3,129.21
23/02/2023	SAPINVCE	25012038	ACCESS BRICKPAVING CO	Access Paving	15,339.34
Cheque/EFT Number 233779					630.82
23/02/2023	SAPINVCE	00026312	Sunny Industrial Brushware	Annual Sweeper Brush Blanket Order for 3	630.82
Cheque/EFT Number 233780					12,737.05
23/02/2023	SAPINVCE	8041055	DEPARTMENT OF TRANSPORT	Vehicle Registration Owner Details 22/23	12,737.05
Cheque/EFT Number 233781					3,236.15
23/02/2023	SAPINVCE	00016828	EOS ELECTRICAL	Light it up 1 - Nick Lane Artwork	3,236.15
Cheque/EFT Number 233782					18,951.72
23/02/2023	SAPINVCE	00012825	Drainflow Services Pty Ltd	Forrest Place Loading Dock Fortnightly D	1,628.00
23/02/2023	SAPINVCE	00012548	Drainflow Services Pty Ltd	DrainFlow	17,323.72
Cheque/EFT Number 233783					41,451.30
23/02/2023	SAPINVCE	00010483	The GP Trust t/as Antiskid Industries	Citiplace Concourse Flooring Repair Proj	41,451.30
Cheque/EFT Number 233784					2,750.00
23/02/2023	SAPINVCE	340	ALFRED BOCK T/AS AGB CONSULTING	Ombudsman for parking infringements	2,750.00
Cheque/EFT Number 233785					1,410.73
23/02/2023	SAPINVCE	XA980023797:01	DAIMLER TRUCKS PERTH	Filters for Large Mercedes Rubbish Truck	493.88



Schedule of Accounts Paid - Municipal Fund
For the Period :01/02/2023-28/02/2023

Payment Date	Document Type	Invoice Number	Payee	Payment Details	Payment Amount
23/02/2023	SAPINVCE	RA980012207:01	DAIMLER TRUCKS PERTH	Service dash Call Out Fee + Middle Seat	916.85
Cheque/EFT Number 233786					800.42
23/02/2023	SAPINVCE	INV-000940	DIGITAL EDUCATION SERVICES PTY LTD	Subscription to "Who Else Writes Like...	800.42
Cheque/EFT Number 233787					129.00
23/02/2023	SAPINVCE	INV-33933	CBD COLLEGE P/L	First Aid Course - Gill Thompson 22 Feb	129.00
Cheque/EFT Number 233788					396.00
23/02/2023	SAPINVCE	00085341	Green's Hiab Service Pty Ltd	Hiab Hire	396.00
Cheque/EFT Number 233789					5,500.00
23/02/2023	SAPINVCE	INV-0368	O'Hanlons (WA) Pty Ltd T/AS The William Street Birc	Small Business Bounce Back Grant 21/22 W	5,500.00
Cheque/EFT Number 233790					6,815.60
23/02/2023	SAPINVCE	466067	Sydell Nominees t/as Imagesource Digital Solution	City of Light Show 2023 - Signage requir	6,815.60
Cheque/EFT Number 233791					385.00
23/02/2023	SAPINVCE	143726	ARTS HUB AUSTRALIA PTY LTD	Annual subscription to ArtsHub.	385.00
Cheque/EFT Number 233792					1,237.70
23/02/2023	SAPINVCE	475491	JAPANESE TRUCK & BUS SPARES PTY LTD	Front Bumper needs replacing on large Is	649.80
23/02/2023	SAPINVCE	475508	JAPANESE TRUCK & BUS SPARES PTY LTD	Front Bumper needs replacing on large Is	120.90
23/02/2023	SAPINVCE	475796	JAPANESE TRUCK & BUS SPARES PTY LTD	Front Bumper needs replacing on large Is	467.00
Cheque/EFT Number 233793					22,000.00
23/02/2023	SAPINVCE	INV-1912	METRIX CONSULTING PTY LTD	Metrix Brand & Campaign Tracking FY22-23	22,000.00
Cheque/EFT Number 233794					3,336.23
23/02/2023	SAPINVCE	2025753131	ELECTRICITY GENERATION AND RETAIL CORPORATIO	Lot 1720 U A Kings Park Rd, West Perth W	947.17
23/02/2023	SAPINVCE	2073729702	ELECTRICITY GENERATION AND RETAIL CORPORATIO	Kings Park Rd, West Perth WA 6005	121.21
23/02/2023	SAPINVCE	2041743086	ELECTRICITY GENERATION AND RETAIL CORPORATIO	Lot 0 Coolgardie St, West Perth WA 6005	220.39
23/02/2023	SAPINVCE	2081732248	ELECTRICITY GENERATION AND RETAIL CORPORATIO	1326 Hay St, West Perth WA 6005	234.67
23/02/2023	SAPINVCE	2065740525	ELECTRICITY GENERATION AND RETAIL CORPORATIO	Sutherland St, West Perth WA 600	132.58
23/02/2023	SAPINVCE	2053739129	ELECTRICITY GENERATION AND RETAIL CORPORATIO	Lot 10 Arthur St, West Perth WA 6005	416.71
23/02/2023	SAPINVCE	2057741403	ELECTRICITY GENERATION AND RETAIL CORPORATIO	986 Wellington St, West Perth WA 6005	281.08
23/02/2023	SAPINVCE	2029749899	ELECTRICITY GENERATION AND RETAIL CORPORATIO	16 Mount St, Perth WA 6000	248.73
23/02/2023	SAPINVCE	2013762535	ELECTRICITY GENERATION AND RETAIL CORPORATIO	1333 Hay St, West Perth WA 6005	154.94
23/02/2023	SAPINVCE	2069734284	ELECTRICITY GENERATION AND RETAIL CORPORATIO	U 2 110 Wellington St, East Perth WA 600	578.75
Cheque/EFT Number 233795					260.24
23/02/2023	SAPINVCE	SI03775944	BLACKWOODS ATKINS	Civil Maintenance Tools	168.63
23/02/2023	SAPINVCE	SI03785775	BLACKWOODS ATKINS	Glen 20 & 8mm drill bits	91.61
Cheque/EFT Number 233796					728.75
23/02/2023	SAPINVCE	INV-8801	R & J Sleep Transport Pty Ltd	26.5T Plaster Sand	728.75
Cheque/EFT Number 233797					491.24
23/02/2023	SAPINVCE	S806459	MULTI FIX WA	Fixings for tree guard installations	491.24
Cheque/EFT Number 233798					3.70
23/02/2023	SAPINVCE	1012166100	AUSTRALIA POST(604917)	Underpaid postage January 2023	3.70
Cheque/EFT Number 233799					3,857.64
23/02/2023	SAPINVCE	1012167152	AUSTRALIA POST(677495)		3,857.64
Cheque/EFT Number 233800					5,857.89
23/02/2023	SAPINVCE	00005391	QUANTUM BUILDING SERVICES	Council House - Supply custom table QBS	5,097.40
23/02/2023	SAPINVCE	00005392	QUANTUM BUILDING SERVICES	VARIOUS SITES - UNPLANNED MAINTENANCE -	760.49
Cheque/EFT Number 233801					110.20
23/02/2023	SAPINVCE	TI-01ERD-D7655	Woolworths Group Limited	Concierge Water & Amenities	110.20
Cheque/EFT Number 233802					650.00
23/02/2023	SAPINVCE	INV11179	GEOFFREY BAIN T/AS JUNK REMOVAL	CONCOURSE BIN ROOM - PLANNED MAINTENANCE	150.00
23/02/2023	SAPINVCE	INV11184	GEOFFREY BAIN T/AS JUNK REMOVAL	CONCOURSE BIN ROOM - PLANNED MAINTENANCE	250.00
23/02/2023	SAPINVCE	INV11189	GEOFFREY BAIN T/AS JUNK REMOVAL	CONCOURSE BIN ROOM - PLANNED MAINTENANCE	250.00
Cheque/EFT Number 233803					102.40
23/02/2023	SAPINVCE	16993579	BROWNES FOODS OPERATIONS PTY LTD	Depot Weekly Milk Delivery 1 July 2022 -	102.40
Cheque/EFT Number 233804					85.10
23/02/2023	SAPINVCE	68656 #2	BEACON EQUIPMENT BENTLEY	Wacker Plate Handle Lever Parts	85.10
Cheque/EFT Number 233805					10,032.00
23/02/2023	SAPINVCE	INV-1539	CULTURE COUNTS(AUSTRALIA)PTY LTD	Culture Counts Event Impact Report - Chr	2,662.00
23/02/2023	SAPINVCE	INV-1538	CULTURE COUNTS(AUSTRALIA)PTY LTD	Culture Counts Event Impact Report - Rio	7,370.00
Cheque/EFT Number 233806					8,287.44
23/02/2023	SAPINVCE	PSI025240	ICONIC PROPERTY SERVICES	CLEANING SERVICES - VARIOUS SITES AS PER	8,081.70
23/02/2023	SAPINVCE	PSI025952	ICONIC PROPERTY SERVICES	VARIOUS SITES - UNPLANNED CLEANING MAINT	205.74
Cheque/EFT Number 233807					1,573.13
23/02/2023	SAPINVCE	478707	A E HOSKINS & SONS	A E HOSKINS & SONS VARIOUS SITES - UNPLA	660.00
23/02/2023	SAPINVCE	478698	A E HOSKINS & SONS	A E HOSKINS & SONS VARIOUS SITES - UNPLA	913.13
Cheque/EFT Number 233808					396.00
23/02/2023	SAPINVCE	INV-12181	MICKTRIC EVENTS	Form 5 sign-off and test and tag - City	396.00
Cheque/EFT Number 233809					220.00
23/02/2023	SAPINVCE	317	A 1 APIARIES	Apiarist services for bees located in st	220.00
Cheque/EFT Number 233810					1,220.75
23/02/2023	SAPINVCE	SI-00081154	Max & Claire Pty Ltd t/as Ergolink	Ergonomic Chair - Melissa Murphy Follow	1,220.75
Cheque/EFT Number 233811					7,345.80
23/02/2023	SAPINVCE	R52596	COLLEAGUES NAGELS PTY LTD	Pay & Display Tickets for Reino Ticket M	7,345.80
Cheque/EFT Number 233812					1,338.64
23/02/2023	SAPINVCE	1012152765	AUSTRALIA POST	Over the Counter Infringement Payments 2	854.57
23/02/2023	SAPINVCE	1012152784	AUSTRALIA POST	Over the counter transaction fees - Rate	484.07
Cheque/EFT Number 233813					2,112.00
23/02/2023	SAPINVCE	00019415	NATURAL AREA CONSULTING MANAGEMENT SERVIC	Vegetation clearance for the Point Frase	2,112.00



Schedule of Accounts Paid - Municipal Fund
For the Period :01/02/2023-28/02/2023

Payment Date	Document Type	Invoice Number	Payee	Payment Details	Payment Amount
Cheque/EFT Number 233814					22,000.00
23/02/2023	\$APINVC	259734	The Trustee for Brand Agency Unit Trust t/as The Brand Agency	The Trustee for Brand Agency Unit Trust t/as The Bra Find your Scene website branding develop	17,072.00
23/02/2023	\$APINVC	259733	The Trustee for Brand Agency Unit Trust t/as The Brand Agency	The Trustee for Brand Agency Unit Trust t/as The Bra Find your Scene website branding design	4,928.00
Cheque/EFT Number 233815					2,127.30
23/02/2023	\$APINVC	54094	FARQUHAR & FARQUHAR PTY LTD T/AS KWIK KOPY PRINTING CENTRE O	FARQUHAR & FARQUHAR PTY LTD T/AS KWIK KOPY P Pre-Start Checklist Book for Light Truck	2,127.30
Cheque/EFT Number 233816					5,403.75
23/02/2023	\$APINVC	INV-2449	Glen Flood Group Pty Ltd t/as GFG Temporary Assist	Glen Flood Group Pty Ltd t/as GFG Temporary Assist Temporary Drafting Officer	5,403.75
Cheque/EFT Number 233817					287.54
23/02/2023	\$APINVC	78434	B.M DUFFIELD & L.S DUFFIELD T/AS G FORCE PRINTING	B.M DUFFIELD & L.S DUFFIELD T/AS G FORCE PRINTIN Residential Permit Order x 600	287.54
Cheque/EFT Number 233818					9,157.29
23/02/2023	\$APINVC	51510024401	LINKEDIN SINGAPORE PTE LTD	LINKEDIN SINGAPORE PTE LTD Reversal of credit 51510024401	9,157.29
Cheque/EFT Number 233819					53.46
23/02/2023	\$APINVC	772825	ALLMAKES PTY LTD T/AS BRANDWORX AUSTRALIA	ALLMAKES PTY LTD T/AS BRANDWORX AUSTRALIA New Uniform for Technical Service Employ	53.46
Cheque/EFT Number 233820					7,617.92
23/02/2023	\$APINVC	4488589	Programmed Skilled Workforce Limited	Programmed Skilled Workforce Limited Wages for temporary agency graphic desi	2,813.25
23/02/2023	\$APINVC	4488590	Programmed Skilled Workforce Limited	Programmed Skilled Workforce Limited Agency CPP Permits	2,484.33
23/02/2023	\$APINVC	4488591	Programmed Skilled Workforce Limited	Programmed Skilled Workforce Limited Parking Card Contract Staff - 6 month A	2,320.34
Cheque/EFT Number 233821					231.00
23/02/2023	\$APINVC	158508	NETSTAR AUSTRALIA PL T/AS PINPOINT COMMUNICATIONS PTY LTD	NETSTAR AUSTRALIA PL T/AS PINPOINT COMMUNICA Remove in vehicle monitoring system from	231.00
Cheque/EFT Number 233822					958.09
23/02/2023	\$APINVC	INV11957	Australian Defence Apparel Pty Ltd	Australian Defence Apparel Pty Ltd 6 x Pelican 7600 Combo Torch/Traffic Con	958.09
Cheque/EFT Number 233823					3,923.45
23/02/2023	\$APINVC	9041588169	WINC AUSTRALIA PTY LTD	WINC AUSTRALIA PTY LTD Winc - Avery L7427 Fabric Print Name Ba	95.25
23/02/2023	\$APINVC	9041587452	WINC AUSTRALIA PTY LTD	WINC AUSTRALIA PTY LTD Lvl 2 Cleaning Materials	102.52
23/02/2023	\$APINVC	9041594798	WINC AUSTRALIA PTY LTD	WINC AUSTRALIA PTY LTD Depot Stationery	82.45
23/02/2023	\$APINVC	9041595915	WINC AUSTRALIA PTY LTD	WINC AUSTRALIA PTY LTD Winc - blanket order 3 x months 22/23 FY	591.00
23/02/2023	\$APINVC	9041595828	WINC AUSTRALIA PTY LTD	WINC AUSTRALIA PTY LTD Photocopy Paper & Arnotts Assorted Cream	165.46
23/02/2023	\$APINVC	9041595895	WINC AUSTRALIA PTY LTD	WINC AUSTRALIA PTY LTD Stationery and Office Supplies for the R	343.22
23/02/2023	\$APINVC	9041587472	WINC AUSTRALIA PTY LTD	WINC AUSTRALIA PTY LTD PNC Level 7 Stationery - Blanket Order 2	511.28
23/02/2023	\$APINVC	9041604357	WINC AUSTRALIA PTY LTD	WINC AUSTRALIA PTY LTD Depot Stationery	63.51
23/02/2023	\$APINVC	9041609384	WINC AUSTRALIA PTY LTD	WINC AUSTRALIA PTY LTD Depot Stationery Diverse Articles.	23.77
23/02/2023	\$APINVC	9041609449	WINC AUSTRALIA PTY LTD	WINC AUSTRALIA PTY LTD Depot Stationery & Catering Supplies	23.77
23/02/2023	\$APINVC	9041622739	WINC AUSTRALIA PTY LTD	WINC AUSTRALIA PTY LTD Rexel Staples 23/8, Energizer 189 1.5V B	80.73
23/02/2023	\$APINVC	9041622758	WINC AUSTRALIA PTY LTD	WINC AUSTRALIA PTY LTD Parks Coffee, Tea and Drinking Chocolate	682.68
23/02/2023	\$APINVC	9041625178	WINC AUSTRALIA PTY LTD	WINC AUSTRALIA PTY LTD PO only for 3 months	198.67
23/02/2023	\$APINVC	9041624472	WINC AUSTRALIA PTY LTD	WINC AUSTRALIA PTY LTD PNC Level 7 Stationery - Blanket Order 2	41.58
23/02/2023	\$APINVC	9041608506	WINC AUSTRALIA PTY LTD	WINC AUSTRALIA PTY LTD Level 4 Stationery, Kitchen Consumables	6.66
23/02/2023	\$APINVC	9041623149	WINC AUSTRALIA PTY LTD	WINC AUSTRALIA PTY LTD Level 4 Stationery, Kitchen Consumables	151.98
23/02/2023	\$APINVC	9041435469	WINC AUSTRALIA PTY LTD	WINC AUSTRALIA PTY LTD Rangers & AM CSA Goods	60.72
23/02/2023	\$APINVC	9041438682	WINC AUSTRALIA PTY LTD	WINC AUSTRALIA PTY LTD Rangers & AM CSA Goods	26.62
23/02/2023	\$APINVC	9041111488	WINC AUSTRALIA PTY LTD	WINC AUSTRALIA PTY LTD Level 2 Stationery	671.58
Cheque/EFT Number 233824					2,520.24
23/02/2023	\$APINVC	INV-0028	Sky Perth Pty Ltd	Sky Perth Pty Ltd Council Hse light fixtures on facade	2,520.24
Cheque/EFT Number 233825					26,868.73
23/02/2023	\$APINVC	9197	ACE SECURITY AND EVENTS SERVICES	ACE SECURITY AND EVENTS SERVICES Security for Library 7 days a week and a	13,317.77
23/02/2023	\$APINVC	9218	ACE SECURITY AND EVENTS SERVICES	ACE SECURITY AND EVENTS SERVICES 4 x security guards - 2 with bodyguard e	1,029.24
23/02/2023	\$APINVC	9213	ACE SECURITY AND EVENTS SERVICES	ACE SECURITY AND EVENTS SERVICES Security for Town Hall events - Ordered	1,024.33
23/02/2023	\$APINVC	9217	ACE SECURITY AND EVENTS SERVICES	ACE SECURITY AND EVENTS SERVICES Security Services - City of Light NYE El	11,497.39
Cheque/EFT Number 233826					16,019.63
23/02/2023	\$APINVC	951455M	ESSENTIAL FIRE SERVICES PTY LTD	ESSENTIAL FIRE SERVICES PTY LTD FIRE SERVICES REACTIVE MAINTENANCE FOR F	350.90
23/02/2023	\$APINVC	951715M	ESSENTIAL FIRE SERVICES PTY LTD	ESSENTIAL FIRE SERVICES PTY LTD FIRE SERVICES REACTIVE MAINTENANCE FOR F	812.90
23/02/2023	\$APINVC	785425M	ESSENTIAL FIRE SERVICES PTY LTD	ESSENTIAL FIRE SERVICES PTY LTD FIRE SERVICES REACTIVE MAINTENANCE FOR F	13,031.70
23/02/2023	\$APINVC	956935M	ESSENTIAL FIRE SERVICES PTY LTD	ESSENTIAL FIRE SERVICES PTY LTD FIRE SERVICES REACTIVE MAINTENANCE FOR F	121.00
23/02/2023	\$APINVC	953665M	ESSENTIAL FIRE SERVICES PTY LTD	ESSENTIAL FIRE SERVICES PTY LTD FIRE SERVICES REACTIVE MAINTENANCE FOR F	121.00
23/02/2023	\$APINVC	954795M	ESSENTIAL FIRE SERVICES PTY LTD	ESSENTIAL FIRE SERVICES PTY LTD FIRE SERVICES REACTIVE MAINTENANCE FOR F	519.75
23/02/2023	\$APINVC	955595M	ESSENTIAL FIRE SERVICES PTY LTD	ESSENTIAL FIRE SERVICES PTY LTD FIRE SERVICES REACTIVE MAINTENANCE FOR F	665.50
23/02/2023	\$APINVC	956925M	ESSENTIAL FIRE SERVICES PTY LTD	ESSENTIAL FIRE SERVICES PTY LTD FIRE SERVICES REACTIVE MAINTENANCE FOR F	396.88
Cheque/EFT Number 233827					2,762.10
23/02/2023	\$APINVC	1026590	Talent International Pty Ltd	Talent International Pty Ltd Temporary Staff - Digital Development Le	2,762.10
Cheque/EFT Number 233828					312.44
23/02/2023	\$APINVC	18861	BARNETTS (WA)PTY LTD	BARNETTS (WA)PTY LTD VARIOUS SITES - SUPPLY OF MINOR HARDWARE	312.44
Cheque/EFT Number 233829					121.97
23/02/2023	\$APINVC	BB-14980	BIN BATH CORPORATION PTY LTD	BIN BATH CORPORATION PTY LTD VARIOUS SITES - BIN CLEANING SERVICES FO	80.47
23/02/2023	\$APINVC	BB-15352	BIN BATH CORPORATION PTY LTD	BIN BATH CORPORATION PTY LTD VARIOUS SITES - BIN CLEANING SERVICES FO	11.50
23/02/2023	\$APINVC	BB-15371	BIN BATH CORPORATION PTY LTD	BIN BATH CORPORATION PTY LTD VARIOUS SITES - BIN CLEANING SERVICES FO	30.00
Cheque/EFT Number 233830					13,747.80
23/02/2023	\$APINVC	114356	Access Without Barriers Pty Ltd t/as AWP Co	Access Without Barriers Pty Ltd t/as AWP Co AWP UNPLANNED MAINTENANCE - 2022/23 FY.	8,943.00
23/02/2023	\$APINVC	114427	Access Without Barriers Pty Ltd t/as AWP Co	Access Without Barriers Pty Ltd t/as AWP Co AWP UNPLANNED MAINTENANCE - 2022/23 FY.	4,804.80
Cheque/EFT Number 233831					807.40
23/02/2023	\$APINVC	677180	Screenlink Pty Ltd t/as Aussie-IT, Batteries Plus	Screenlink Pty Ltd t/as Aussie-IT, Batteries Plus New Battery for VW Transporter	394.90
23/02/2023	\$APINVC	677213	Screenlink Pty Ltd t/as Aussie-IT, Batteries Plus	Screenlink Pty Ltd t/as Aussie-IT, Batteries Plus Replacement battery for Rangers Ute	412.50
Cheque/EFT Number 233832					103.60
23/02/2023	\$APINVC	33807	LENARA NOMINEES PTY LTD T/AS PERTH NEWS DELIVERY	LENARA NOMINEES PTY LTD T/AS PERTH NEWS DELIV Newspapers - Level 4 Council House 01.07	103.60
Cheque/EFT Number 233833					8,100.00
23/02/2023	\$APINVC	230201	Stephen Genovese	Stephen Genovese Mural in Murray	6,500.00
23/02/2023	\$APINVC	230202	Stephen Genovese	Stephen Genovese Anti-Graffiti Coat	1,600.00



Schedule of Accounts Paid - Municipal Fund
For the Period :01/02/2023-28/02/2023

Payment Date	Document Type	Invoice Number	Payee	Payment Details	Payment Amount
Cheque/EFT Number 233834					2,912.25
23/02/2023	SAPINVOICE	INV-2477	New Haven Pty Ltd t/as Alive & Kicking Solutions	Professional Development - Graduate Prog	2,912.25
Cheque/EFT Number 233835					24,267.07
23/02/2023	SAPINVOICE	967283929	CHEVRON AUSTRALIA DOWNSTREAM FUELS PTY LTD	CHEVRON AUSTRALIA DOWNSTREAM FUELS PTY LTD Depot Diesel 14000L	24,267.07
Cheque/EFT Number 233836					373.36
23/02/2023	SAPINVOICE	498575384	DULUXGROUP(AUSTRALIA)PTY LTD T/AS DULUX AUS1	Painting supplies for street furniture	279.95
23/02/2023	SAPINVOICE	498651281	DULUXGROUP(AUSTRALIA)PTY LTD T/AS DULUX AUS1	Paint and Hardware supplies for use in G	93.41
Cheque/EFT Number 233837					349.80
23/02/2023	SAPINVOICE	00023648	THE TRUSTEE FOR THE D & J ROSE FAMILY TRUST T/A POOLEGRAVE POOLGRAVE SIGNS & ENG	THE TRUSTEE FOR THE D & J ROSE FAMILY TRUST T/A COP Staff Desk Plate Order - 24/01/2023	349.80
Cheque/EFT Number 233838					337.29
23/02/2023	SAPINVOICE	1970110271	GPC Asia Pacific Pty Ltd T/AS NAPA	Head Light 70W / Parking Light Globes 12	337.29
Cheque/EFT Number 233839					451.72
23/02/2023	SAPINVOICE	ML-T00053926	J.H. FLUID TRANSFER SOLUTIONS PTY LTD T/AS PIRTEK MALAGA	J.H. FLUID TRANSFER SOLUTIONS PTY LTD T/AS PIRTEK MALAGA	451.72
Cheque/EFT Number 233840					5,500.00
23/02/2023	SAPINVOICE	00019383	THE TRUSTEE FOR TWO FEET AND A HEARTBEAT UNIT TRUST (TWO FEET & A HEARTBEAT)	THE TRUSTEE FOR TWO FEET AND A HEARTBEAT UNIT TRUST (TWO FEET & A HEARTBEAT)	5,500.00
Cheque/EFT Number 233841					379.85
23/02/2023	SAPINVOICE	40534149	THE GRIFFITH FAMILY TRUST T/AS SUPERSTOCK SERVICES SUPERSTOCK FOOD SERVICES	THE GRIFFITH FAMILY TRUST T/AS SUPERSTOCK SERVICES SUPERSTOCK - SUPPLY OF FOOD AND BEVERAGE	69.19
23/02/2023	SAPINVOICE	40534064	THE GRIFFITH FAMILY TRUST T/AS SUPERSTOCK SERVICES SUPERSTOCK FOOD SERVICES	THE GRIFFITH FAMILY TRUST T/AS SUPERSTOCK SERVICES SUPERSTOCK - SUPPLY OF FOOD AND BEVERAGE	150.10
23/02/2023	SAPINVOICE	40534265	THE GRIFFITH FAMILY TRUST T/AS SUPERSTOCK SERVICES SUPERSTOCK FOOD SERVICES	THE GRIFFITH FAMILY TRUST T/AS SUPERSTOCK SERVICES SUPERSTOCK - SUPPLY OF FOOD AND BEVERAGE	160.56
Cheque/EFT Number 233842					1,264.40
23/02/2023	SAPINVOICE	INVTBI00003916	BIG ISSUE IN AUSTRALIA LIMITED T/AS THE BIG ISSUE	BIG ISSUE IN AUSTRALIA LIMITED T/AS THE BIG ISSUE Big Issues Magazines. We sell the magaz	672.10
23/02/2023	SAPINVOICE	INVTBI00004041	BIG ISSUE IN AUSTRALIA LIMITED T/AS THE BIG ISSUE	BIG ISSUE IN AUSTRALIA LIMITED T/AS THE BIG ISSUE Big Issues Magazines. We sell the magaz	592.30
Cheque/EFT Number 233843					32,361.87
23/02/2023	SAPINVOICE	41472	R11 PTY LTD T/AS R11 TECHNOLOGY	R11 PTY LTD T/AS R11 TECHNOLOGY	32,361.87
Cheque/EFT Number 233844					615.00
23/02/2023	SAPINVOICE	576	Kirsten Lorraine Langer t/as Event Bike Rack Hire	Kirsten Lorraine Langer t/as Event Bike Rack Hire	615.00
Cheque/EFT Number 233845					91,327.79
23/02/2023	SAPINVOICE	81454	Initiative Media Australia Pty Ltd	Initiative Media Australia Pty Ltd	5,030.83
23/02/2023	SAPINVOICE	81453	Initiative Media Australia Pty Ltd	Initiative Media Australia Pty Ltd	12,058.53
23/02/2023	SAPINVOICE	81452	Initiative Media Australia Pty Ltd	Initiative Media Australia Pty Ltd	11,032.52
23/02/2023	SAPINVOICE	81459	Initiative Media Australia Pty Ltd	Initiative Media Australia Pty Ltd	8,440.01
23/02/2023	SAPINVOICE	81460	Initiative Media Australia Pty Ltd	Initiative Media Australia Pty Ltd	33,724.63
23/02/2023	SAPINVOICE	81457	Initiative Media Australia Pty Ltd	Initiative Media Australia Pty Ltd	17,464.44
23/02/2023	SAPINVOICE	81455	Initiative Media Australia Pty Ltd	Initiative Media Australia Pty Ltd	2,552.00
23/02/2023	SAPINVOICE	81456	Initiative Media Australia Pty Ltd	Initiative Media Australia Pty Ltd	1,024.83
Cheque/EFT Number 233846					88.00
23/02/2023	SAPINVOICE	3039	JOONDALUP WINDSCREENS PTY LTD	JOONDALUP WINDSCREENS PTY LTD	88.00
Cheque/EFT Number 233847					6,933.29
23/02/2023	SAPINVOICE	00001222	Eric Preston Pty Ltd t/as Print N Post	Eric Preston Pty Ltd t/as Print N Post	6,933.29
Cheque/EFT Number 233848					1,912.90
23/02/2023	SAPINVOICE	PAM0269	THE TRUSTEE FOR PAM FAMILY TRUST T/AS PROFESSIONAL ARTS MANAGEMENT	THE TRUSTEE FOR PAM FAMILY TRUST T/AS PROFESSIONAL ARTS MANAGEMENT	1,912.90
Cheque/EFT Number 233849					7,700.00
23/02/2023	SAPINVOICE	15426	Western Australian Land Authority (DevelopmentWA)	Western Australian Land Authority (DevelopmentWA) Partnership with TWA and DWA for 6 x Dji	7,700.00
Cheque/EFT Number 233850					1,600.50
23/02/2023	SAPINVOICE	00025418	THE TRUSTEE FOR JAMES FAMILY TRUST T/AS S&S POWDER COATERS	THE TRUSTEE FOR JAMES FAMILY TRUST T/AS S&S POWDER COATERS	1,600.50
Cheque/EFT Number 233852					16,494.39
23/02/2023	SAPINVOICE	HPL74284	Hoban Recruitment Pty Ltd	Hoban Recruitment Pty Ltd	2,749.63
23/02/2023	SAPINVOICE	HPL74283	Hoban Recruitment Pty Ltd	Hoban Recruitment Pty Ltd	1,833.15
23/02/2023	SAPINVOICE	HPL74285	Hoban Recruitment Pty Ltd	Hoban Recruitment Pty Ltd	1,833.15
23/02/2023	SAPINVOICE	HPL74282	Hoban Recruitment Pty Ltd	Hoban Recruitment Pty Ltd	10,078.46
Cheque/EFT Number 233853					9,248.03
23/02/2023	SAPINVOICE	1427	Aboriginal United Services Pty Ltd	Aboriginal United Services Pty Ltd	9,248.03
Cheque/EFT Number 233854					1,843.85
23/02/2023	SAPINVOICE	105508	Go Doors Pty Ltd	Go Doors Pty Ltd	333.50
23/02/2023	SAPINVOICE	105411	Go Doors Pty Ltd	Go Doors Pty Ltd	299.12
23/02/2023	SAPINVOICE	105507	Go Doors Pty Ltd	Go Doors Pty Ltd	1,299.84
23/02/2023	SAPINVOICE	105522	Go Doors Pty Ltd	Go Doors Pty Ltd	-88.61
Cheque/EFT Number 233855					816.95
23/02/2023	SAPINVOICE	35927 #5	The Trustee for B & M Bergsma Family Trust t/as Coastline Mower World	The Trustee for B & M Bergsma Family Trust t/as Coastline Mower World	816.95
Cheque/EFT Number 233856					3,300.00
23/02/2023	SAPINVOICE	SBG00491	Trend Nominees Pty Ltd t/as Perth Explorer	Trend Nominees Pty Ltd t/as Perth Explorer	3,300.00
Cheque/EFT Number 233857					11,550.00
23/02/2023	SAPINVOICE	INV-0477	Sage Consulting Engineers Pty Ltd	Sage Consulting Engineers Pty Ltd	11,550.00
Cheque/EFT Number 233858					87.25
23/02/2023	SAPINVOICE	S10005454	MDM Entertainment Pty Ltd	MDM Entertainment Pty Ltd	12.65
23/02/2023	SAPINVOICE	S10005197	MDM Entertainment Pty Ltd	MDM Entertainment Pty Ltd	69.54
23/02/2023	SAPINVOICE	S10005444	MDM Entertainment Pty Ltd	MDM Entertainment Pty Ltd	5.06
Cheque/EFT Number 233859					675.00
23/02/2023	SAPINVOICE	331287	FreshExchange Pty Ltd	FreshExchange Pty Ltd	325.16
23/02/2023	SAPINVOICE	331547	FreshExchange Pty Ltd	FreshExchange Pty Ltd	349.84
Cheque/EFT Number 233860					47,583.31
23/02/2023	SAPINVOICE	5002-226891	Arup Australia Pty Ltd	Arup Australia Pty Ltd	47,583.31
Cheque/EFT Number 233861					33,000.00
23/02/2023	SAPINVOICE	00000501	The Trustee for Alice Street Trust	The Trustee for Alice Street Trust	33,000.00
Cheque/EFT Number 233862					1,417.68
23/02/2023	SAPINVOICE	145549	Office Cleaning Experts Pty Ltd t/as OCE Corporate Cleaning	Office Cleaning Experts Pty Ltd t/as OCE Corporate Cleaning	1,417.68



Schedule of Accounts Paid - Municipal Fund
For the Period :01/02/2023-28/02/2023

Payment Date	Document Type	Invoice Number	Payee	Payment Details	Payment Amount
Cheque/EFT Number 233863					123.75
23/02/2023	\$APINVCE	INV-0826	Event Safety Management Pty Ltd	Additional meetings - traffic management	123.75
Cheque/EFT Number 233864					2,972.85
23/02/2023	\$APINVCE	1176468	Motorola Solutions Australia Pty Limited	Radio hire for Aus day - events and stak	2,972.85
Cheque/EFT Number 233865					343.20
23/02/2023	\$APINVCE	69774	On Tap Plumbing & Gas Pty Ltd	Works on 2 x Striling Gardens Drink Foun	343.20
Cheque/EFT Number 233866					2,475.00
23/02/2023	\$APINVCE	0001912202201	Espresso & Prosecco Pty Ltd	Stakeholder Peddle Perth Tour of Christm	2,475.00
Cheque/EFT Number 233867					600.00
23/02/2023	\$APINVCE	070223	Jennifer Bowden	Find your scene dining campaign extensio	600.00
Cheque/EFT Number 233868					11,953.37
23/02/2023	\$APINVCE	INV-0399	Wright Welding & Fabrication Pty Ltd	Weld Repairs to Hopper on Small Paver Sw	858.00
23/02/2023	\$APINVCE	INV-0400	Wright Welding & Fabrication Pty Ltd	Victoria Gardens Bench Repairs	1,008.70
23/02/2023	\$APINVCE	INV-0395	Wright Welding & Fabrication Pty Ltd	VARIOUS SITES - UNPLANNED WELDING & FABR	10,086.67
Cheque/EFT Number 233869					109.40
23/02/2023	\$APINVCE	00115302	KKK Fresh Pty Ltd t/as Coffee Table Delights	Cop Catering Cookies/ slices supply	109.40
Cheque/EFT Number 233870					5,500.00
23/02/2023	\$APINVCE	SSG235BG00408	WA Sea & Sun Senior Services Pty Ltd t/as WA Senior Travel Services	WA Sea & Sun Senior Services Pty Ltd t/as WA Senior Small Business Bounce Back Grant 21/22 \$	5,500.00
Cheque/EFT Number 233871					9,108.00
23/02/2023	\$APINVCE	D5S10282	Camaco Group Pty Ltd t/as Digital Surveying Solutions	Camaco Group Pty Ltd t/as Digital Surveying Solution Claisebrook Cove topographic feature sur	9,108.00
Cheque/EFT Number 233872					308.00
23/02/2023	\$APINVCE	434	Feel Your Best Fitness and Massage Pty Ltd Rebecca Krawczuk	Feel Your Best Fitness and Massage Pty Ltd Rebecca FITNESS INSTRUCTOR	308.00
Cheque/EFT Number 233873					839.03
23/02/2023	\$APINVCE	H2080	Helene Pty Ltd t/as LO-GO Appointments	Rachel Edmundson - Temp	839.03
Cheque/EFT Number 233874					5,500.00
23/02/2023	\$APINVCE	INV3016	Coreiot Pty Ltd t/as TeamLab	Small Business Bounce Back Grant 21/22 C	5,500.00
Cheque/EFT Number 233875					5,500.00
23/02/2023	\$APINVCE	INV-0010	Six Nine Food Pty Ltd t/as Paddington Jam & Spice Hero	Six Nine Food Pty Ltd t/as Paddington Jam & Spice He Small Business Grant 21/22 Paddington Ja	5,500.00
Cheque/EFT Number 233876					3,500.00
23/02/2023	\$APINVCE	002	Ryan Ronald Emery Ryan Emery	Contractor to write the annual report 20	3,500.00
Cheque/EFT Number 233877					13,683.35
23/02/2023	\$APINVCE	28363	The Trustee for the Gilmour Trust t/as Gilmour & Jooste Elec Gilmour & Jooste EI	The Trustee for the Gilmour Trust t/as Gilmour & Joo VARIOUS SITES - UNPLANNED ELECTRICAL MAI	855.55
23/02/2023	\$APINVCE	28411	The Trustee for the Gilmour Trust t/as Gilmour & Joo	VARIOUS SITES - UNPLANNED ELECTRICAL MAI	955.91
23/02/2023	\$APINVCE	28402	The Trustee for the Gilmour Trust t/as Gilmour & Joo	VARIOUS SITES - UNPLANNED ELECTRICAL MAI	154.39
23/02/2023	\$APINVCE	28420	The Trustee for the Gilmour Trust t/as Gilmour & Joo	VARIOUS SITES - UNPLANNED ELECTRICAL MAI	222.75
23/02/2023	\$APINVCE	28394	The Trustee for the Gilmour Trust t/as Gilmour & Joo	VARIOUS SITES - UNPLANNED ELECTRICAL MAI	148.50
23/02/2023	\$APINVCE	28393	The Trustee for the Gilmour Trust t/as Gilmour & Joo	VARIOUS SITES - UNPLANNED ELECTRICAL MAI	360.13
23/02/2023	\$APINVCE	28392	The Trustee for the Gilmour Trust t/as Gilmour & Joo	VARIOUS SITES - UNPLANNED ELECTRICAL MAI	561.00
23/02/2023	\$APINVCE	28400	The Trustee for the Gilmour Trust t/as Gilmour & Joo	VARIOUS SITES - UNPLANNED ELECTRICAL MAI	433.35
23/02/2023	\$APINVCE	28366	The Trustee for the Gilmour Trust t/as Gilmour & Joo	VARIOUS SITES - UNPLANNED ELECTRICAL MAI	1,469.23
23/02/2023	\$APINVCE	28382	The Trustee for the Gilmour Trust t/as Gilmour & Joo	Generator Testing Various sites FY22/23	668.25
23/02/2023	\$APINVCE	28410	The Trustee for the Gilmour Trust t/as Gilmour & Joo	VARIOUS SITES - UNPLANNED ELECTRICAL MAI	341.19
23/02/2023	\$APINVCE	28412	The Trustee for the Gilmour Trust t/as Gilmour & Joo	TEST&TAG - VARIOUS SITES - PLANNED MAINT	307.89
23/02/2023	\$APINVCE	27293	The Trustee for the Gilmour Trust t/as Gilmour & Joo	TEST&TAG - VARIOUS SITES - PLANNED MAINT	989.01
23/02/2023	\$APINVCE	28409	The Trustee for the Gilmour Trust t/as Gilmour & Joo	TEST&TAG - VARIOUS SITES - PLANNED MAINT	793.49
23/02/2023	\$APINVCE	28022	The Trustee for the Gilmour Trust t/as Gilmour & Joo	VARIOUS SITES - UNPLANNED ELECTRICAL MAI	3,070.98
23/02/2023	\$APINVCE	28149	The Trustee for the Gilmour Trust t/as Gilmour & Joo	VARIOUS SITES - UNPLANNED ELECTRICAL MAI	1,893.14
23/02/2023	\$APINVCE	28364	The Trustee for the Gilmour Trust t/as Gilmour & Joo	VARIOUS SITES - UNPLANNED ELECTRICAL MAI	310.09
23/02/2023	\$APINVCE	28365	The Trustee for the Gilmour Trust t/as Gilmour & Joo	VARIOUS SITES - UNPLANNED ELECTRICAL MAI	148.50
Cheque/EFT Number 233878					1,337.05
23/02/2023	\$APINVCE	INV-0398	The Trustee for Walker Street Trust t/as Perth Tempc Milligan St Slip Lane Sinkhole 240 St G		635.25
23/02/2023	\$APINVCE	INV-0392	The Trustee for Walker Street Trust t/as Perth Tempc Extension of Perth Concert Hall temporar		701.80
Cheque/EFT Number 233879					11,000.00
23/02/2023	\$APINVCE	560	We Move it Forward Pty Ltd t/as Grab n Go Deli 171	Small Business Bounce Back Grant 21/22 G	5,500.00
23/02/2023	\$APINVCE	561	We Move it Forward Pty Ltd t/as Grab n Go Deli 171	Small Business Bounce Back Grant 21/22 G	5,500.00
Cheque/EFT Number 233880					3,676.20
23/02/2023	\$APINVCE	INV-000026981	People2People Recruitment (Western Australia) Pty Ltd	Agency fees for Properties	3,676.20
Cheque/EFT Number 233881					6,600.00
23/02/2023	\$APINVCE	INV-0678	The Trustee for Djugun Holdings Trust t/as Boating W	Security Vessels on water - City of Ligh	6,600.00
Cheque/EFT Number 233882					561.00
23/02/2023	\$APINVCE	INV-1044	The Trustee for MAJ Trust t/as Sheridans for Badges	City - 200 x New brand metal badges	561.00
Cheque/EFT Number 233883					165,000.00
23/02/2023	\$APINVCE	1042	Drone Light Shows Australia Pty Ltd t/as Drone Sky Shows	Drone Light Shows Australia Pty Ltd t/as Drone Sky Sf Light Show Creative - Drones - Australia	165,000.00
Cheque/EFT Number 233884					198.00
23/02/2023	\$APINVCE	542206	AMS Technology Group Pty Ltd t/as AMS Installation & Mainten	AMS Reactive Maintenance/ Quoted Works f	198.00
Cheque/EFT Number 233885					3,520.00
23/02/2023	\$APINVCE	204	Fremantle Men's Community Shed Inc	Supply and deliver 4 x standard recyclin	3,520.00
Cheque/EFT Number 233886					15,257.00
23/02/2023	\$APINVCE	0238-001	SHF Planning Pty Ltd (Lateral Planning)	Residential Design Codes Assessment	15,257.00
Cheque/EFT Number 233887					450.00
23/02/2023	\$APINVCE	20230202	Joshua James Webb	Performer - pianist - Australia Day Citi	450.00
Cheque/EFT Number 233888					2,080.00
23/02/2023	\$APINVCE	69	Chau Ngoc Huynh t/as Plain Street Kitchen	AUSTRALIA DAY 2023 - CATERING	2,080.00
Cheque/EFT Number 233889					3,600.00
23/02/2023	\$APINVCE	000906	Glenn Paul Stasiuk t/as BlackRussian Productions	Noongar Welcome to Country Video Product	3,600.00
Cheque/EFT Number 233890					5,500.00
23/02/2023	\$APINVCE		Gloss Digital Pty Ltd t/as Emersyn		5,500.00



Schedule of Accounts Paid - Municipal Fund
For the Period :01/02/2023-28/02/2023

Payment Date	Document Type	Invoice Number	Payee	Payment Details	Payment Amount
23/02/2023	\$APINVCE	INV-0930	Gloss Digital Pty Ltd t/as Emersyn	ED22/23 Spon - Female Founders Showcase	5,500.00
Cheque/EFT Number 233891					22,000.00
23/02/2023	\$APINVCE	102830	The Trustee for Brushwood Trust t/as Gangemi's Fine Wines and Food	The Trustee for Brushwood Trust t/as Gangemi's Fine BIG [Business Improvement Grant] 22 23 T	22,000.00
Cheque/EFT Number 233892					2,200.00
23/02/2023	\$APINVCE	INV-0242	Living Proud Incorporated	Professional Development	2,200.00
Cheque/EFT Number 233893					3,300.00
23/02/2023	\$APINVCE	BWAI54290	Bladon Wa P/L	STAFF LANYARDS FOR CITY STAFF CONTRACT	3,300.00
Cheque/EFT Number 233894					1,101.21
23/02/2023	\$APINVCE	145535	Blyth Enterprises Pty Ltd	Spare Stock for Caster Wheel for Small S	1,101.21
Cheque/EFT Number 233895					1,186.61
23/02/2023	\$APINVCE	2404/01363451	BUNNINGS BUILDING SUPPLIES P/L	VARIOUS SITES - SUPPLY OF GENERAL HARDWA	11.80
23/02/2023	\$APINVCE	2404/99809482	BUNNINGS BUILDING SUPPLIES P/L	Screwdrivers and Trowels	345.60
23/02/2023	\$APINVCE	2010/00111002	BUNNINGS BUILDING SUPPLIES P/L	Castor Wheel	18.03
23/02/2023	\$APINVCE	2404/99809916	BUNNINGS BUILDING SUPPLIES P/L	Flap Discs, Paint scrapers and Mop Handl	252.62
23/02/2023	\$APINVCE	2404/99809917	BUNNINGS BUILDING SUPPLIES P/L	Screwdrivers and Trowels	212.10
23/02/2023	\$APINVCE	2404/99809918	BUNNINGS BUILDING SUPPLIES P/L	Drill bits 13mm, 8.5mm and 7mm	346.46
Cheque/EFT Number 233896					23,198.54
23/02/2023	\$APINVCE	A048499	Choiceone Pty Ltd	Temp Labour Hire - Waste and Cleaning Sa	1,620.80
23/02/2023	\$APINVCE	A048497	Choiceone Pty Ltd	Civil Maintenance-Agency Staff	2,024.70
23/02/2023	\$APINVCE	A048502	Choiceone Pty Ltd	Choiceone	2,579.53
23/02/2023	\$APINVCE	A048501	Choiceone Pty Ltd	Civil Maintenance Agency Staff	2,579.53
23/02/2023	\$APINVCE	A048500	Choiceone Pty Ltd	Carpenters-Temporary Staff	3,030.25
23/02/2023	\$APINVCE	A048498	Choiceone Pty Ltd	Temp Labour Hire - Waste and Cleaning Sa	7,662.00
23/02/2023	\$APINVCE	A048398	Choiceone Pty Ltd	Choiceone recruitment- Labour hire to co	1,363.67
23/02/2023	\$APINVCE	A048505	Choiceone Pty Ltd	Choiceone Recruitment - labour hire - t	2,338.06
Cheque/EFT Number 233897					22,000.00
23/02/2023	\$APINVCE	00006573	Chung Wah Association	Perth Chinese New Year - Event Sponsorsh	22,000.00
Cheque/EFT Number 233898					5,395.50
23/02/2023	\$APINVCE	INV-38069	CLASSIC TREE SERVICES	Street Tree Pruning, Removal and Arboric	1,914.00
23/02/2023	\$APINVCE	INV-38039	CLASSIC TREE SERVICES	Tree Root Zone Mapping	3,481.50
Cheque/EFT Number 233899					653,591.00
23/02/2023	\$HRPAYJNL	EF 10/02/2023	DEPUTY COMMISSIONER OF TAXATION	Extra Tax	1,821.00
23/02/2023	\$HRPAYJNL	EF 10/02/2023	DEPUTY COMMISSIONER OF TAXATION	HELP	1,494.00
23/02/2023	\$HRPAYJNL	F 10/02/2023	DEPUTY COMMISSIONER OF TAXATION	Withholding Tax (PAYG)	504,080.00
23/02/2023	\$HRPAYJNL	F 10/02/2023	DEPUTY COMMISSIONER OF TAXATION	Extra Tax	5,311.00
23/02/2023	\$HRPAYJNL	F 10/02/2023	DEPUTY COMMISSIONER OF TAXATION	HELP	17,446.00
23/02/2023	\$HRPAYJNL	F 10/02/2023	DEPUTY COMMISSIONER OF TAXATION	Withholding Tax (PAYG)	28,865.00
23/02/2023	\$HRPAYJNL	F 10/02/2023	DEPUTY COMMISSIONER OF TAXATION	Extra Tax	112.00
23/02/2023	\$HRPAYJNL	F 10/02/2023	DEPUTY COMMISSIONER OF TAXATION	ETP Tax (Code O)	824.00
23/02/2023	\$HRPAYJNL	EF 10/02/2023	DEPUTY COMMISSIONER OF TAXATION	Withholding Tax (PAYG)	93,638.00
Cheque/EFT Number 233900					2,959.11
23/02/2023	\$APINVCE	383085	Drake Australia Pty Ltd	Mechanic Labour Hire - 30Hrs W/E - 29/01	2,959.11
Cheque/EFT Number 233901					1,399.20
23/02/2023	\$APINVCE	F27461	ELLIOTTS IRRIGATION PTY LTD	Groundwater Filtration System Maintenanc	1,399.20
Cheque/EFT Number 233902					856.67
23/02/2023	\$APINVCE	11085174	FARINOSI & SONS PTY LTD	Supplies for street furniture installs	28.48
23/02/2023	\$APINVCE	11085175	FARINOSI & SONS PTY LTD	Supplies for Street Furniture Installati	93.50
23/02/2023	\$APINVCE	11085487	FARINOSI & SONS PTY LTD	VARIOUS SITES - SUPPLY OF MINOR HARDWARE	25.76
23/02/2023	\$APINVCE	11085642	FARINOSI & SONS PTY LTD	Supplies for Tree Guard and Bench Instal	36.50
23/02/2023	\$APINVCE	11085641	FARINOSI & SONS PTY LTD	Supplies for Tree Guard and Bench Instal	349.80
23/02/2023	\$APINVCE	11086042	FARINOSI & SONS PTY LTD	Supplies for litter bins & street furnit	100.00
23/02/2023	\$APINVCE	11086044	FARINOSI & SONS PTY LTD	Supplies for litter bins & street furnit	222.63
Cheque/EFT Number 233903					7,700.00
23/02/2023	\$APINVCE	INV-1379	FORUM ADVOCATING CULTURAL & ECO TOURISM INC T/AS FACET	FORUM ADVOCATING CULTURAL & ECO TOURISM IN ED Sponsorship 22/23 - FACET Forum Advoc	7,700.00
Cheque/EFT Number 233904					2,639.34
23/02/2023	\$APINVCE	151731	STRATAGREEN	60x Litter Pick-Up Tool 850mm	2,639.34
Cheque/EFT Number 233905					49,159.27
23/02/2023	\$APINVCE	51432451	HAYS PERSONNEL SERVICES (AUST) PTY LTD	Temp Labour Hire - Waste and Cleaning Sa	2,913.09
23/02/2023	\$APINVCE	51432444	HAYS PERSONNEL SERVICES (AUST) PTY LTD	Temp Labour Hire - Waste and Cleaning Sa	2,505.15
23/02/2023	\$APINVCE	51432452	HAYS PERSONNEL SERVICES (AUST) PTY LTD	Temp Labour Hire - Waste and Cleaning Sa	3,504.41
23/02/2023	\$APINVCE	30045089	HAYS PERSONNEL SERVICES (AUST) PTY LTD	Recruitment Placement	9,807.18
23/02/2023	\$APINVCE	51303180A	HAYS PERSONNEL SERVICES (AUST) PTY LTD	Consultant for CPP Systems Discovery	20,965.56
23/02/2023	\$APINVCE	51420693	HAYS PERSONNEL SERVICES (AUST) PTY LTD	Contract Marketing (via Hays) - January	9,463.88
Cheque/EFT Number 233906					385.19
23/02/2023	\$APINVCE	00027627	JASMAN ENTERPRISES	Urgent Repairs to H/P Boiler for Depot S	385.19
Cheque/EFT Number 233907					450.00
23/02/2023	\$APINVCE	00031736	KELYN TRAINING SERVICES	Civil Maintenance Traffic Mge Training	450.00
Cheque/EFT Number 233908					875.60
23/02/2023	\$APINVCE	24659376	KENNARDS HIRE NORTH PERTH	Bin lifter	561.00
23/02/2023	\$APINVCE	24642948	KENNARDS HIRE NORTH PERTH	Concert Hall internal stair prop hire, e	314.60
Cheque/EFT Number 233909					320.87
23/02/2023	\$APINVCE	CIMM4550093	Mercury Messengers Pty Ltd	City of Perth couriers	393.58
23/02/2023	\$APCREDIT	CR-CIMM444	Mercury Messengers Pty Ltd	Reversal of twice paid invoice paid as	-72.71
Cheque/EFT Number 233910					44,276.40
23/02/2023	\$APINVCE	SINV-046623	MINDARIE REGIONAL COUNCIL	Provision of Landfill Tipping - 2022/23	12,042.28
23/02/2023	\$APINVCE	SINV-046708	MINDARIE REGIONAL COUNCIL	MRC Member Council Admin Fee 2022/23 Lan	32,234.12



Schedule of Accounts Paid - Municipal Fund
For the Period :01/02/2023-28/02/2023

Payment Date	Document Type	Invoice Number	Payee	Payment Details	Payment Amount
Cheque/EFT Number 233911					
23/02/2023	\$APINVC	23358	M P ROGERS & ASSOCIATES PTY LTD	Heirisson Island Section 41(RVW07A) - De	6,307.79
Cheque/EFT Number 233912					
23/02/2023	\$APINVC	2613	NOVA NEWSAGENCY	Supply of magazines & newspapers	950.38
Cheque/EFT Number 233913					
23/02/2023	\$APINVC	7632	PAUL DRUDI PLUMBING	Birak Concert 2023 - Water fountain and	1,573.00
Cheque/EFT Number 233914					
23/02/2023	\$APINVC	462339	Property Council of Australia	Professional Development	132.00
Cheque/EFT Number 233915					
23/02/2023	\$APINVC	979294	A RICHARDS PTY LTD T/AS RICHGRO GARDEN PRODUCTS	A RICHARDS PTY LTD T/AS RICHGRO GARDEN PRODU Lawn Sand	201.30
23/02/2023	\$APINVC	966499	A RICHARDS PTY LTD T/AS RICHGRO GARDEN PRODUCTS	One pallet of premium potting mix with s	720.72
Cheque/EFT Number 233916					
23/02/2023	\$APINVC	14148811	RSEA PTY LTD	Safety Boots	162.80
23/02/2023	\$APINVC	14143841	RSEA PTY LTD	New staff boots	165.00
23/02/2023	\$APCREDT	14083401	RSEA PTY LTD	Invoice 14040955	-27.50
Cheque/EFT Number 233917					
23/02/2023	\$APINVC	KITSL500011503	St John Ambulance Australia	First Aid Kits replenishment - COP	2,832.00
23/02/2023	\$APINVC	KITSL500009231	St John Ambulance Australia	First Aid Kits replenishment - COP	152.34
Cheque/EFT Number 233918					
23/02/2023	\$APINVC	59513	Phillip Warren Scott t/as Scott & Associates	Engineer structural sign-off for City of	1,045.00
Cheque/EFT Number 233919					
23/02/2023	\$APINVC	75375 #3	CSP GROUP PTY LTD T/AS STIHL SHOP OSBORNE PARK	CSP GROUP PTY LTD T/AS STIHL SHOP OSBORNE PARI General Servicing of Minor Plant - EG -	300.00
23/02/2023	\$APINVC	75408	CSP GROUP PTY LTD T/AS STIHL SHOP OSBORNE PARK	General Servicing of Minor Plant - EG -	308.30
Cheque/EFT Number 233920					
23/02/2023	\$APINVC	00103629	STRUT SPECIALISTS	Gas Struct Replaced on Depot Front Load	264.00
Cheque/EFT Number 233921					
23/02/2023	\$APINVC	412523234	TOTAL EDEN PTY LTD T/AS Nutrien Water	PVC caps for Wellington square goal post	35.40
23/02/2023	\$APINVC	412524196	TOTAL EDEN PTY LTD T/AS Nutrien Water	Marker Balls, Poly caps 25mm	1,498.20
Cheque/EFT Number 233922					
23/02/2023	\$APINVC	117116 #12	T QUIP	Assorted Spares Parts For Parks Larger M	66.95
23/02/2023	\$APINVC	117140 #26	T QUIP	Assorted Spares Parts For Parks Larger M	18.15
23/02/2023	\$APINVC	117139 #26	T QUIP	Assorted Spares Parts For Parks Larger M	125.75
Cheque/EFT Number 233923					
23/02/2023	\$APINVC	00417835	Ultimo Catering & Events Pty Ltd	COP catering Food supplies ULTIMO	504.21
23/02/2023	\$APINVC	00417276	Ultimo Catering & Events Pty Ltd	COP catering Food supplies ULTIMO	415.80
23/02/2023	\$APINVC	00417833	Ultimo Catering & Events Pty Ltd	COP catering Food supplies ULTIMO	331.63
Cheque/EFT Number 233924					
23/02/2023	\$APINVC	4185118	VALVOLINE (AUSTRALIA) PTY LTD	Engine Oil for VW Caddy	820.69
Cheque/EFT Number 233925					
23/02/2023	\$APINVC	00015093	W.C. CONVENIENCE MANAGEMENT PTY LTD	VARIOUS SITES - APT CLEANING & MAINTENAN	9,042.10
Cheque/EFT Number 233926					
23/02/2023	\$APINVC	090223	Brian D'Souza	Footcare management programme reimbmsmt	149.95
Cheque/EFT Number 233927					
23/02/2023	\$APINVC	BPC2023/79	Hoskins Investments Pty Ltd	Rfnd duplicate pmt BSL BPC2023/79	676.79
Cheque/EFT Number 233928					
23/02/2023	\$APINVC	240123	Jeremy Freeman	Healthy Lifestyle payment	150.00
Cheque/EFT Number 233929					
23/02/2023	\$APINVC	160223	Joshua Webb	Healthy Lifestyle payment	25.00
Cheque/EFT Number 233930					
23/02/2023	\$APINVC	030223	Mark Varani	Healthy Lifestyle payment	150.00
Cheque/EFT Number 233931					
23/02/2023	\$APINVC	090223	Michaela Trlin	Healthy Lifestyle payment	105.00
Cheque/EFT Number 233932					
23/02/2023	\$APINVC	170123	Roberta Circosta	Healthy Lifestyle payment	150.00
Cheque/EFT Number 233933					
23/02/2023	\$APINVC	130223	Sabrina Scarvaci	Healthy Lifestyle payment	150.00
Cheque/EFT Number 233934					
23/02/2023	\$APINVC	100223	Sharon & Matt Meaden	Healthy Lifestyle payment	133.11
Cheque/EFT Number 233935					
23/02/2023	\$APINVC	13022023	Antonino & Maria Antonia Barilla	Healthy Lifestyle payment	150.00
Cheque/EFT Number 233936					
23/02/2023	\$APINVC	150223	Yow Min Lee & Choy Heng Lee	Footcare management programme reimbmsmt	89.95
Cheque/EFT Number 233937					
23/02/2023	\$APINVC	160223	Emma Kelt	Healthy Lifestyle payment	135.00
Cheque/EFT Number 233938					
23/02/2023	\$APINVC	170223	Sheree Evans	Healthy Lifestyle payment	60.00
Cheque/EFT Number 233939					
23/02/2023	\$APINVC	1702023	Naomi Lopez and Paul Clout	Destination WA expense reimbursement	100.96
Cheque/EFT Number 233940					
23/02/2023	\$APINVC	20/2/23	Dan Holdom	Footcare management programme reimbmsmt	165.00
Cheque/EFT Number 233941					
23/02/2023	\$APINVC	221222	Amira Catovic	Healthy Lifestyle Payment	90.00
Cheque/EFT Number 233942					
23/02/2023	\$APINVC	A101734 2	JD Kings Square Business P/L	Rft O/PD Rates-1017342 - 621 Wellington	3,172.70
Cheque/EFT Number 233943					
23/02/2023	\$APINVC	150223	Jonathan W T Wynn	Reimburse for Maghold car vent/USB cable	68.98



Schedule of Accounts Paid - Municipal Fund
For the Period :01/02/2023-28/02/2023

Payment Date	Document Type	Invoice Number	Payee	Payment Details	Payment Amount
Cheque/EFT Number 233944					
23/02/2023	\$APINVC	A 1198050	Nigel Simpson	Refund O/PD Rates 33250/23	445.25
Cheque/EFT Number 233945					
23/02/2023	\$APINVC	01123972	Sophie Dwyer	Parking card refund 01123972	115.00
Cheque/EFT Number 233946					
28/02/2023	\$APINVL	J245289	Tamala Park Regional Council	Gst From Cost of Sale of Lots Jan 23	7,890.77
28/02/2023	\$ARJNL	J245290	Tamala Park Regional Council	Gst From Sale of Lots Jan 23	9,313.70
Cheque/EFT Number 233947					
28/02/2023	\$APINVC	4520703832	REPCO	Servicing Filters for Parks Utes.	363.83
28/02/2023	\$APINVC	4520704491	REPCO	Transmission Filters for Isuzu Rubbish T	159.19
Cheque/EFT Number 233948					
28/02/2023	\$APINVC	01070721	CTIS PTY LTD	Container Deposit Scheme Top Up Fund	20,000.00
Cheque/EFT Number 233949					
28/02/2023	\$APINVC	6246237	Kelair Holdings Pty Ltd t/as Instant Waste Management	Kelair Holdings Pty Ltd t/as Instant Waste Managemen	2,271.50
Cheque/EFT Number 233950					
28/02/2023	\$APINVC	8612	STILES ELECTRICAL SERVICES	Contract No 100697 Royal Street Lighting	80,079.32
Cheque/EFT Number 233951					
28/02/2023	\$APINVC	I58254826.PER	BIDFOOD WA PTY LTD	Food and beverage supplies for Community	887.49
28/02/2023	\$APINVC	I58268903.PER	BIDFOOD WA PTY LTD	Food and beverage supplies for Community	472.80
Cheque/EFT Number 233952					
28/02/2023	\$APINVC	AUD228683	IRON MOUNTAIN AUSTRALIA GROUP PTY LTD	Storage & Courier Costs 22 23	414.69
Cheque/EFT Number 233953					
28/02/2023	\$APINVC	00163829	ADVANCED TRAFFIC MANAGEMENT	Traffic Management Services - City of Li	2,461.20
Cheque/EFT Number 233954					
28/02/2023	\$APINVC	105115	ADVANCED AUTOLOGIC	Ad Blue + Bio Clean for Engine Cleaning	51,811.65
Cheque/EFT Number 233955					
28/02/2023	\$APINVC	605191356	OFFICE WORKS	Wristbands and mail merge labels for Aus	1,475.00
28/02/2023	\$APINVC	605192305	OFFICE WORKS	Wristbands and mail merge labels for Aus	81.18
Cheque/EFT Number 233956					
28/02/2023	\$APINVC	2431-4	LOCK STOCK AND FARRELL LOCKSMITH PTY LTD	50x 66 locks and keys	3,156.00
Cheque/EFT Number 233957					
28/02/2023	\$APINVC	48186	PUMPS AUSTRALIA	Coupling for New AUX Water Pump - Rosmec	71.50
Cheque/EFT Number 233958					
28/02/2023	\$APINVC	186105952	Higgins Coatings Pty Ltd	Street Furniture Maintenance	4,730.61
28/02/2023	\$APINVC	186105972	Higgins Coatings Pty Ltd	Street Furniture Maintenance	580.57
28/02/2023	\$APINVC	186106127	Higgins Coatings Pty Ltd	Unplanned Graffiti Removal & Painting Se	3,556.70
Cheque/EFT Number 233959					
28/02/2023	\$APINVC	8067183850	TK Elevator Australia Pty Ltd	PLANNED LIFT AND ESCALATOR MAINTENANCE -	593.34
28/02/2023	\$APINVC	8067183846	TK Elevator Australia Pty Ltd	PLANNED LIFT AND ESCALATOR MAINTENANCE -	5,092.43
28/02/2023	\$APINVC	8067183812	TK Elevator Australia Pty Ltd	PLANNED LIFT AND ESCALATOR MAINTENANCE -	1,680.71
Cheque/EFT Number 233960					
28/02/2023	\$APINVC	280001119	ALINTA SALES PTY LTD		1,170.77
Cheque/EFT Number 233961					
28/02/2023	\$APINVC	00008242	Guru Productions Pty Ltd t/as The Garden Gurus	Destination WA video production costs -	2,240.95
Cheque/EFT Number 233962					
28/02/2023	\$APINVC	3411	ENVIROPATH PTY LTD T/ AS SPOT'S ALL SURFACE CLEANING	ENVIROPATH PTY LTD T/ AS SPOT'S ALL SURFACE CLE. Forrest Chase Degreasing Works January	1,071.90
Cheque/EFT Number 233963					
28/02/2023	\$APINVC	P3462389	ATOM SUPPLY	Rubber gloves 360x and disposable gloves	16,500.00
Cheque/EFT Number 233964					
28/02/2023	\$APINVC	6022030	ACCESS BRICKPAVING CO	Council House - Granite refit. Access B	330.00
Cheque/EFT Number 233965					
28/02/2023	\$APINVC	00103401	MMM (WA) Pty Ltd	Riverside Drive Riverwall Repairs 2022/2	2,079.00
28/02/2023	\$APINVC	00103402	MMM (WA) Pty Ltd	Claisebrook Cove Riverwall Repairs FY22/	1,054.02
Cheque/EFT Number 233966					
28/02/2023	\$APINVC	5509092096	MANHEIM PTY LTD	Car Towing and Auction Service 22/23 FY	163,618.21
Cheque/EFT Number 233967					
28/02/2023	\$APINVC	00011948	Drainflow Services Pty Ltd	10644 - Spring St Drainage Rectification	473.00
Cheque/EFT Number 233968					
28/02/2023	\$APINVC	105999	EWCS Unit Trust t/as Enviro Sweep	Planned Car Park Sweeping for FY22/23 as	26,086.50
Cheque/EFT Number 233969					
28/02/2023	\$APINVC	2139792	WINDCAVE PTY LTD T/AS PAYMENT EXPRESS AUSTRALIA PTY LTD	WINDCAVE PTY LTD T/AS PAYMENT EXPRESS AUSTR/ Monthly Service Fee and credit card proc	21,418.65
Cheque/EFT Number 233970					
28/02/2023	\$APINVC	INV-10679-F5D458	SURUN SERVICES PTY LTD	2022/23 electrical maintenance requireme	109.85
28/02/2023	\$APINVC	INV-10672-L5W2K8	SURUN SERVICES PTY LTD	2022/23 electrical maintenance requireme	109.85
28/02/2023	\$APINVC	INV-10638-Q1W752	SURUN SERVICES PTY LTD	2022/23 electrical maintenance requireme	252.95
28/02/2023	\$APINVC	INV-10670-C154K4	SURUN SERVICES PTY LTD	2022/23 electrical maintenance requireme	310.97
28/02/2023	\$APINVC	INV-10637-M6H6X6	SURUN SERVICES PTY LTD	2022/23 electrical maintenance requireme	534.00
28/02/2023	\$APINVC	INV-10640-C4D7Y8	SURUN SERVICES PTY LTD	2022/23 electrical maintenance requireme	541.42
28/02/2023	\$APINVC	INV-10636-H2R453	SURUN SERVICES PTY LTD	2022/23 electrical maintenance requireme	541.42
28/02/2023	\$APINVC	INV-10639-L9G5N3	SURUN SERVICES PTY LTD	2022/23 electrical maintenance requireme	541.42
28/02/2023	\$APINVC	INV-10686-R6H3G4	SURUN SERVICES PTY LTD	2022/23 electrical maintenance requireme	252.95
28/02/2023	\$APINVC	INV-10646-L4P0P8	SURUN SERVICES PTY LTD	2022/23 electrical maintenance requireme	381.26
28/02/2023	\$APINVC	INV-10560-X7W4V3	SURUN SERVICES PTY LTD	2022/23 electrical maintenance requireme	311.03
28/02/2023	\$APINVC	INV-10643-P823M7	SURUN SERVICES PTY LTD	2022/23 electrical maintenance requireme	541.42
28/02/2023	\$APINVC	INV-10559-D7C2L2	SURUN SERVICES PTY LTD	2022/23 electrical maintenance requireme	145.53
28/02/2023	\$APINVC	INV-10691-Y9G6R9	SURUN SERVICES PTY LTD	2022/23 electrical maintenance requireme	307.92



Schedule of Accounts Paid - Municipal Fund
For the Period :01/02/2023-28/02/2023

Payment Date	Document Type	Invoice Number	Payee	Payment Details	Payment Amount
28/02/2023	\$APINVCE	INV-10690-Q2H7L7	SURUN SERVICES PTY LTD	2022/23 electrical maintenance requireme	193.05
28/02/2023	\$APINVCE	INV-10689-V3K4V4	SURUN SERVICES PTY LTD	2022/23 electrical maintenance requireme	234.74
28/02/2023	\$APINVCE	INV-10632-Q1G9X6	SURUN SERVICES PTY LTD	2022/23 electrical maintenance requireme	396.83
28/02/2023	\$APINVCE	INV-10648-T8Y2J6	SURUN SERVICES PTY LTD	2022/23 electrical maintenance requireme	242.06
28/02/2023	\$APINVCE	INV-10681-Q3Y3M6	SURUN SERVICES PTY LTD	2022/23 electrical maintenance requireme	396.99
28/02/2023	\$APINVCE	INV-10683-D1G6J4	SURUN SERVICES PTY LTD	2022/23 electrical maintenance requireme	384.89
28/02/2023	\$APINVCE	INV-10645-K8R3H2	SURUN SERVICES PTY LTD	2022/23 electrical maintenance requireme	633.38
28/02/2023	\$APINVCE	INV-10652-X1L2G2	SURUN SERVICES PTY LTD	2022/23 electrical maintenance requireme	276.65
28/02/2023	\$APINVCE	INV-10647-D6H7P8	SURUN SERVICES PTY LTD	2022/23 electrical maintenance requireme	579.15
28/02/2023	\$APINVCE	INV-10787-S6T3B2	SURUN SERVICES PTY LTD	2022/23 electrical maintenance requireme	145.53
28/02/2023	\$APINVCE	INV-10649-F6H8R6	SURUN SERVICES PTY LTD	2022/23 electrical maintenance requireme	234.63
28/02/2023	\$APINVCE	INV-10651-F2M3S2	SURUN SERVICES PTY LTD	2022/23 electrical maintenance requireme	577.94
28/02/2023	\$APINVCE	INV-10661-Y3Y2R0	SURUN SERVICES PTY LTD	2022/23 electrical maintenance requireme	550.83
28/02/2023	\$APINVCE	INV-10650-L6C7Y1	SURUN SERVICES PTY LTD	2022/23 electrical maintenance requireme	223.91
28/02/2023	\$APINVCE	INV-10664-Q5J5Z7	SURUN SERVICES PTY LTD	2022/23 electrical maintenance requireme	685.19
28/02/2023	\$APINVCE	INV-10684-M2M7F8	SURUN SERVICES PTY LTD	2022/23 electrical maintenance requireme	300.47
Cheque/EFT Number 233971 JAPANESE TRUCK & BUS SPARES PTY LTD					588.50
28/02/2023	\$APINVCE	476337	JAPANESE TRUCK & BUS SPARES PTY LTD	Front Bumper needs replacing on large Is	588.50
Cheque/EFT Number 233972 ARUP					1,724.25
28/02/2023	\$APINVCE	39-221967	ARUP	PCEC Carpark resurfacing - superintenden	1,724.25
Cheque/EFT Number 233973 DATALINE VISUAL LINK PTY LTD					3,738.26
28/02/2023	\$APINVCE	56014	DATALINE VISUAL LINK PTY LTD	CoP Library - Supply of Gallagher Contro	2,575.38
28/02/2023	\$APINVCE	56020	DATALINE VISUAL LINK PTY LTD	Q11645 - Painting of Council House Camer	1,162.88
Cheque/EFT Number 233974 ELECTRICITY GENERATION AND RETAIL CORPORATION					5,803.95
28/02/2023	\$APINVCE	2085732359	ELECTRICITY GENERATION AND RETAIL CORPORATIO I U 3 81 Royal Street East Perth		77.22
28/02/2023	\$APINVCE	2089728484	ELECTRICITY GENERATION AND RETAIL CORPORATIO I Lot 483 U 2 Terrace Road Perth		635.25
28/02/2023	\$APINVCE	2069736412	ELECTRICITY GENERATION AND RETAIL CORPORATIO I Colin Pl, West Perth WA 600		207.44
28/02/2023	\$APINVCE	2013767787	ELECTRICITY GENERATION AND RETAIL CORPORATIO I Lot 650 Mounts Bay Road Kings Park		123.00
28/02/2023	\$APINVCE	2029752902	ELECTRICITY GENERATION AND RETAIL CORPORATIO I Lot 901 Mounts Bay Road Perth		139.14
28/02/2023	\$APINVCE	2065743450	ELECTRICITY GENERATION AND RETAIL CORPORATIO I Lot 0 Mount Street West Perth		268.21
28/02/2023	\$APINVCE	2065744142	ELECTRICITY GENERATION AND RETAIL CORPORATIO I 700 Wellington Street Perth		4,084.96
28/02/2023	\$APINVCE	2069738231	ELECTRICITY GENERATION AND RETAIL CORPORATIO I 4 Royal Street East Perth		268.73
Cheque/EFT Number 233975 LOCAL GOVERNMENT PROFESSIONALS AUSTRALIA WA					1,070.00
28/02/2023	\$APINVCE	34859	LOCAL GOVERNMENT PROFESSIONALS AUSTRALIA W Gary Singh - Contract Manag. Workshop Co		1,070.00
Cheque/EFT Number 233976 E.P. DRAFFIN MANUFACTURING PTY LTD					128,610.90
28/02/2023	\$APINVCE	26276	E.P. DRAFFIN MANUFACTURING PTY LTD	Murray St Mall Refresh - Furniture Order	127,290.90
28/02/2023	\$APINVCE	25936	E.P. DRAFFIN MANUFACTURING PTY LTD	Bus shelter program info in USB format	1,320.00
Cheque/EFT Number 233977 The Trustee for Nalomian Trust t/as Nalomian Pty Ltd					22,000.00
28/02/2023	\$APINVCE	INV-1398	The Trustee for Nalomian Trust t/as Nalomian Pty Ltd Perth Leisure Lifestyle - Event Sponsors		22,000.00
Cheque/EFT Number 233978 HORIZON WEST LANDSCAPE & IRRIGATION PTY LTD					37,758.60
28/02/2023	\$APINVCE	00011274	HORIZON WEST LANDSCAPE & IRRIGATION PTY LTD	Irrigation Switchboard Renewals (Welling	34,296.90
28/02/2023	\$APINVCE	00011273	HORIZON WEST LANDSCAPE & IRRIGATION PTY LTD	Poly repair Langley	3,461.70
Cheque/EFT Number 233979 ALLPEST WA					390.00
28/02/2023	\$APINVCE	499799	ALLPEST WA	Termite treatment for Street Trees at 21	390.00
Cheque/EFT Number 233980 IBC DIGITAL					7,700.00
28/02/2023	\$APINVCE	17904	IBC DIGITAL	CPP website and app support	7,700.00
Cheque/EFT Number 233981 BROWNES FOODS OPERATIONS PTY LTD					102.40
28/02/2023	\$APINVCE	17007354	BROWNES FOODS OPERATIONS PTY LTD	Depot Weekly Milk Delivery 1 July 2022 -	102.40
Cheque/EFT Number 233982 AUSTRALIAN INSTITUTE OF MANAGEMENT					1,036.00
28/02/2023	\$APINVCE	7145870	AUSTRALIAN INSTITUTE OF MANAGEMENT	Professional Development - 4 Officers	1,036.00
Cheque/EFT Number 233983 BEACON EQUIPMENT BENTLEY					25.00
28/02/2023	\$APINVCE	68767 #2	BEACON EQUIPMENT BENTLEY	Wacker Plate Handle Lever Parts	25.00
Cheque/EFT Number 233984 ICONIC PROPERTY SERVICES					71,924.55
28/02/2023	\$APINVCE	PSI025242	ICONIC PROPERTY SERVICES	CLEANING SERVICES - VARIOUS SITES AS PER	21,557.31
28/02/2023	\$APINVCE	PSI025241	ICONIC PROPERTY SERVICES	CLEANING SERVICES - VARIOUS SITES AS PER	31,735.00
28/02/2023	\$APINVCE	PSI025243	ICONIC PROPERTY SERVICES	CLEANING SERVICES - VARIOUS SITES AS PER	18,632.24
Cheque/EFT Number 233985 A E HOSKINS & SONS					296.45
28/02/2023	\$APINVCE	478970	A E HOSKINS & SONS	A E HOSKINS & SONS VARIOUS SITES - UNPLA	296.45
Cheque/EFT Number 233986 THE TRUSTEE FOR TRJ TRUST					874.50
28/02/2023	\$APINVCE	INV150325	THE TRUSTEE FOR TRJ TRUST	Dog Bowl to be retrofitted to existing d	874.50
Cheque/EFT Number 233987 MICKTRIC EVENTS					1,976.79
28/02/2023	\$APINVCE	INV-12191	MICKTRIC EVENTS	Sunset Sounds 12 Feb - Generator Hire	1,003.29
28/02/2023	\$APINVCE	INV-12184	MICKTRIC EVENTS	Form 5 sign-off and electrical services	973.50
Cheque/EFT Number 233988 CSE CROSSCOM PTY LTD					4,675.00
28/02/2023	\$APINVCE	INV019360	CSE CROSSCOM PTY LTD	iCity Kiosk - Crosscom Two Way Radio Hir	82.50
28/02/2023	\$APINVCE	INV019363	CSE CROSSCOM PTY LTD	Citipace Rest Centre - Two Way Radio re	27.50
28/02/2023	\$APINVCE	INV019355	CSE CROSSCOM PTY LTD	Two Way Radios 22/23 FY	1,787.50
28/02/2023	\$APINVCE	INV019362	CSE CROSSCOM PTY LTD	Fire Wardens and PPM Radio Units License	385.00
28/02/2023	\$APINVCE	INV019356	CSE CROSSCOM PTY LTD	2-Way Radio Airtime 22/23 - CPP	577.50
28/02/2023	\$APINVCE	INV019361	CSE CROSSCOM PTY LTD	Rangers Two Way Hire 22/23 FY	220.00
28/02/2023	\$APINVCE	INV019358	CSE CROSSCOM PTY LTD	Rangers Two Way Hire 22/23 FY	632.50
28/02/2023	\$APINVCE	INV019354	CSE CROSSCOM PTY LTD	Surveillance Two Way Hire 22/23 FY	962.50
Cheque/EFT Number 233989 Workpower Inc					4,439.60
28/02/2023	\$APINVCE	GM11146	Workpower Inc	Rubbish removal, gardening and pressure	4,439.60
Cheque/EFT Number 233990 COLLEAGUES NAGELS PTY LTD					34,347.89
28/02/2023	\$APINVCE	R52601	COLLEAGUES NAGELS PTY LTD	Colleagues Nagels Tickets for Datapark m	34,411.91



Schedule of Accounts Paid - Municipal Fund
For the Period :01/02/2023-28/02/2023

Payment Date	Document Type	Invoice Number	Payee	Payment Details	Payment Amount
28/02/2023	SAPCREDT	R52601	COLLEAGUES NAGELS PTY LTD	Colleagues Nagels Tickets for Datapark m	-64.02
Cheque/EFT Number 233991 All4cycling Pty Ltd					88.00
28/02/2023	SAPINVCE	INV-2866	All4cycling Pty Ltd	Bike Repair Stand Maintenance	88.00
Cheque/EFT Number 233992 NATURAL AREA CONSULTING MANAGEMENT SERVICES					6,787.00
28/02/2023	SAPINVCE	00019416	NATURAL AREA CONSULTING MANAGEMENT SERVIC	Water Lily removal for safety clearance.	6,787.00
Cheque/EFT Number 233993 WESTERN METROPOLITAN REGIONAL COUNCIL					40.61
28/02/2023	SAPINVCE	M-2302309	WESTERN METROPOLITAN REGIONAL COUNCIL	Green Waste Tipping Fees 22/23	40.61
Cheque/EFT Number 233994 Chin San Ang					417.00
28/02/2023	SAPINVCE	100	Chin San Ang	2 x Library Lovers Origami Workshops on	417.00
Cheque/EFT Number 233995 Programmed Skilled Workforce Limited					14,058.16
28/02/2023	SAPINVCE	4495318	Programmed Skilled Workforce Limited	Agency CPP Permits	2,655.58
28/02/2023	SAPINVCE	4495319	Programmed Skilled Workforce Limited	Parking Card Contract Staff - 6 month A	1,856.27
28/02/2023	SAPINVCE	4488587	Programmed Skilled Workforce Limited	Casual Surveillance Officer Persolkelly	891.41
28/02/2023	SAPINVCE	4484803	Programmed Skilled Workforce Limited	Casual Surveillance Officer Persolkelly	4,014.24
28/02/2023	SAPINVCE	4482807	Programmed Skilled Workforce Limited	Agency CPP Permits	2,320.32
28/02/2023	SAPINVCE	4495320	Programmed Skilled Workforce Limited	Onstreet Reservations Contract Staff - 6	2,320.34
Cheque/EFT Number 233996 DEPARTMENT OF PLANNING, LANDS AND HERITAGE					21,766.00
28/02/2023	SAPINVCE	DAP2023/5021	DEPARTMENT OF PLANNING, LANDS AND HERITAGE	Transfer of DAPS - 2023/5021	10,883.00
28/02/2023	SAPINVCE	230223	DEPARTMENT OF PLANNING, LANDS AND HERITAGE	Transfer of DAPS-581-583 Murray ST	10,883.00
Cheque/EFT Number 233997 WINC AUSTRALIA PTY LTD					1,219.36
28/02/2023	SAPINVCE	9041669998	WINC AUSTRALIA PTY LTD	Community Development Stationarity Order	118.49
28/02/2023	SAPINVCE	9041670088	WINC AUSTRALIA PTY LTD	Stationery, catering and cleaning suppli	252.52
28/02/2023	SAPINVCE	9041714754	WINC AUSTRALIA PTY LTD	Stationery and Cleaning Products	385.86
28/02/2023	SAPINVCE	9041671032	WINC AUSTRALIA PTY LTD	Stationery and Cleaning Products	26.73
28/02/2023	SAPINVCE	9041623213	WINC AUSTRALIA PTY LTD	Stationary and Consumables	124.21
28/02/2023	SAPINVCE	9041490480	WINC AUSTRALIA PTY LTD	Citywatch stationary 2022-2023 Don't se	103.53
28/02/2023	SAPINVCE	9041622842	WINC AUSTRALIA PTY LTD	Level 8 Stationary and Kitchen Supply 20	196.14
28/02/2023	SAPINVCE	9040262079	WINC AUSTRALIA PTY LTD	Outstanding balance on stationery order	11.88
Cheque/EFT Number 233998 ACE SECURITY AND EVENTS SERVICES					6,524.69
28/02/2023	SAPINVCE	9188	ACE SECURITY AND EVENTS SERVICES	CPP Operations Mobile Security, vehicle	6,524.69
Cheque/EFT Number 233999 ESSENTIAL FIRE SERVICES PTY LTD					6,621.79
28/02/2023	SAPINVCE	955135M	ESSENTIAL FIRE SERVICES PTY LTD	FIRE SERVICES REACTIVE MAINTENANCE FOR F	2,038.96
28/02/2023	SAPINVCE	954195M	ESSENTIAL FIRE SERVICES PTY LTD	FIRE SERVICES REACTIVE MAINTENANCE FOR F	1,503.70
28/02/2023	SAPINVCE	941355M	ESSENTIAL FIRE SERVICES PTY LTD	FIRE SERVICES REACTIVE MAINTENANCE FOR F	810.13
28/02/2023	SAPINVCE	955755M	ESSENTIAL FIRE SERVICES PTY LTD	FIRE SERVICES REACTIVE MAINTENANCE FOR F	484.00
28/02/2023	SAPINVCE	957145M	ESSENTIAL FIRE SERVICES PTY LTD	FIRE SERVICES REACTIVE MAINTENANCE FOR F	242.00
28/02/2023	SAPINVCE	957435M	ESSENTIAL FIRE SERVICES PTY LTD	FIRE SERVICES REACTIVE MAINTENANCE FOR F	242.00
28/02/2023	SAPINVCE	941555M	ESSENTIAL FIRE SERVICES PTY LTD	FIRE SERVICES REACTIVE MAINTENANCE FOR F	1,301.00
Cheque/EFT Number 234000 Talent International Pty Ltd					1,534.50
28/02/2023	SAPINVCE	1028795	Talent International Pty Ltd	Temporary Staff - Digital Development Le	1,534.50
Cheque/EFT Number 234001 METAL ARTWORK CREATIONS					188.10
28/02/2023	SAPINVCE	92538	METAL ARTWORK CREATIONS	Staff Name Badges Metal Artwork Creati	188.10
Cheque/EFT Number 234002 The Trustee for Hayto Trust t/as SoCo Studios					825.00
28/02/2023	SAPINVCE	00003211	The Trustee for Hayto Trust t/as SoCo Studios	Fringe promo video with the cast of GODZ	825.00
Cheque/EFT Number 234003 BIN BATH CORPORATION PTY LTD					11.50
28/02/2023	SAPINVCE	BB-16662	BIN BATH CORPORATION PTY LTD	VARIOUS SITES - BIN CLEANING SERVICES FO	11.50
Cheque/EFT Number 234004 Access Without Barriers Pty Ltd t/as AWB Co					1,857.90
28/02/2023	SAPINVCE	114600	Access Without Barriers Pty Ltd t/as AWB Co	AWB UNPLANNED MAINTENANCE - 2022/23 FY.	1,857.90
Cheque/EFT Number 234005 PLANT FORCE INVESTMENTS PTY LTD T/AS PLANTRITE					419.93
28/02/2023	SAPINVCE	00044675	PLANT FORCE INVESTMENTS PTY LTD T/AS PLANTRITE	PLANT FORCE INVESTMENTS PTY LTD T/AS PLANTRITIVA native plants for Council House.	419.93
Cheque/EFT Number 234006 THE TRUSTEE FOR THE BRAND CONNECT UNIT TRUST					4,840.00
28/02/2023	SAPINVCE	7586	THE TRUSTEE FOR THE BRAND CONNECT UNIT TRUST	Promotional Item Power Banks AOG Energy	4,840.00
Cheque/EFT Number 234007 CENTRAL CITY HEALTH PROFESSIONALS					1,124.00
28/02/2023	SAPINVCE	0116319	CENTRAL CITY HEALTH PROFESSIONALS	Podiatry 22/23	169.00
28/02/2023	SAPINVCE	0116348	CENTRAL CITY HEALTH PROFESSIONALS	Podiatry 22/23	169.00
28/02/2023	SAPINVCE	0116345	CENTRAL CITY HEALTH PROFESSIONALS	Podiatry 22/23	169.00
28/02/2023	SAPINVCE	0116437	CENTRAL CITY HEALTH PROFESSIONALS	Podiatry 22/23	169.00
28/02/2023	SAPINVCE	0116447	CENTRAL CITY HEALTH PROFESSIONALS	Podiatry 22/23	169.00
28/02/2023	SAPINVCE	0116462	CENTRAL CITY HEALTH PROFESSIONALS	Podiatry 22/23	110.00
28/02/2023	SAPINVCE	0116457	CENTRAL CITY HEALTH PROFESSIONALS	Podiatry 22/23	169.00
Cheque/EFT Number 234008 ARI (AUST) PTY LTD T/AS THE WORKERS SHOP					144.00
28/02/2023	SAPINVCE	TWS - 59636	ARI (AUST) PTY LTD T/AS THE WORKERS SHOP	Uniform - Ryan Hurst	144.00
Cheque/EFT Number 234009 Screenlink Pty Ltd t/as Aussie-IT, Batteries Plus					503.80
28/02/2023	SAPINVCE	677488	Screenlink Pty Ltd t/as Aussie-IT, Batteries Plus	New Batteries for ISA Construction Truck	503.80
Cheque/EFT Number 234010 CHEVRON AUSTRALIA DOWNSTREAM FUELS PTY LTD					16,390.45
28/02/2023	SAPINVCE	967287015	CHEVRON AUSTRALIA DOWNSTREAM FUELS PTY LTD	10500L Unleaded Depot Fuel	16,390.45
Cheque/EFT Number 234011 THE TRUSTEE FOR EDGAR PITTER FAMILY TRUST T/AS HIRE SOCIETY					1,252.46
28/02/2023	SAPINVCE	104096	THE TRUSTEE FOR EDGAR PITTER FAMILY TRUST T/AS	Equipment Hire for COP Depot End of year	1,252.46
Cheque/EFT Number 234012 DULUXGROUP(AUSTRALIA)PTY LTD T/AS DULUX AUSTRALIA					547.77
28/02/2023	SAPINVCE	498719897	DULUXGROUP(AUSTRALIA)PTY LTD T/AS DULUX AUS	Paint and Hardware supplies for use in G	65.70
28/02/2023	SAPINVCE	498689051	DULUXGROUP(AUSTRALIA)PTY LTD T/AS DULUX AUS	Paint and Hardware supplies for use in G	89.74
28/02/2023	SAPINVCE	498693110	DULUXGROUP(AUSTRALIA)PTY LTD T/AS DULUX AUS	Paint and Hardware supplies for use in G	237.36
28/02/2023	SAPINVCE	498787396	DULUXGROUP(AUSTRALIA)PTY LTD T/AS DULUX AUS	Paint and Hardware supplies for use in G	13.33
28/02/2023	SAPINVCE	498787510	DULUXGROUP(AUSTRALIA)PTY LTD T/AS DULUX AUS	Paint and Hardware supplies for use in G	141.64
Cheque/EFT Number 234013 CYCLUS PTY LTD					13,256.10
28/02/2023	SAPINVCE	INV-3019	CYCLUS PTY LTD	Site Crew 19 Jan to 27 Jan - Australia D	11,826.10



Schedule of Accounts Paid - Municipal Fund
For the Period :01/02/2023-28/02/2023

Payment Date	Document Type	Invoice Number	Payee	Payment Details	Payment Amount
28/02/2023	SAPINVCE	INV-3000	CYCLUS PTY LTD	Site Crew 19 Jan to 27 Jan - Australia D	1,430.00
Cheque/EFT Number 234014					117.00
28/02/2023	SAPINVCE	00114648	Trustee for the Chelmsford Trust t/as St Anne's Florists & G St Anne's Florists	Trustee for the Chelmsford Trust t/as St Anne's Florists Floral Wreaths for Lord Mayor and Council	117.00
Cheque/EFT Number 234015					33,000.00
28/02/2023	SAPINVCE	INV-0474	The Lester Prize	Arts and Culture Sponsorship 22/23 The L	33,000.00
Cheque/EFT Number 234016					1,288.62
28/02/2023	SAPINVCE	ML-T00054163	J.H. FLUID TRANSFER SOLUTIONS PTY LTD T/AS PIRTEK MALAGA	J.H. FLUID TRANSFER SOLUTIONS PTY LTD T/AS PIRTE Replacement of Hydraulic Hose Assembly f	361.35
28/02/2023	SAPINVCE	ML-T00054103	J.H. FLUID TRANSFER SOLUTIONS PTY LTD T/AS PIRTE	HYD Hose Replaced + Rotary Swivel Grease	665.50
28/02/2023	SAPINVCE	ML-T00054452	J.H. FLUID TRANSFER SOLUTIONS PTY LTD T/AS PIRTE	Replaced HYD + High Pressure Hoses for D	261.77
Cheque/EFT Number 234017					150.00
28/02/2023	SAPINVCE	0190558	MELANIE DIWATA GRIFFITHS	January gig guide article visit perth	150.00
Cheque/EFT Number 234018					365.88
28/02/2023	SAPINVCE	40535093	THE GRIFFITH FAMILY TRUST T/AS SUPERSTOCK SERVICES SUPERSTOCK FOOD SERVICES	THE GRIFFITH FAMILY TRUST T/AS SUPERSTOCK SERV SUPERSTOCK - SUPPLY OF FOOD AND BEVERAGE	150.10
28/02/2023	SAPINVCE	40535095	THE GRIFFITH FAMILY TRUST T/AS SUPERSTOCK SERVICES SUPERSTOCK FOOD SERVICES	THE GRIFFITH FAMILY TRUST T/AS SUPERSTOCK SERV SUPERSTOCK - SUPPLY OF FOOD AND BEVERAGE	138.38
28/02/2023	SAPINVCE	40535094	THE GRIFFITH FAMILY TRUST T/AS SUPERSTOCK SERVICES SUPERSTOCK FOOD SERVICES	THE GRIFFITH FAMILY TRUST T/AS SUPERSTOCK SERV SUPERSTOCK - SUPPLY OF FOOD AND BEVERAGE	77.40
Cheque/EFT Number 234019					6,468.75
28/02/2023	SAPINVCE	41886	R11 PTY LTD T/AS R11 TECHNOLOGY	CCTV Network Switches for CW 10467 QAW23	6,468.75
Cheque/EFT Number 234020					11,220.01
28/02/2023	SAPINVCE	16947	ACCESS ICON PTY LTD T/AS CASCADA GROUP	Depot Yard Stock	8,552.50
28/02/2023	SAPINVCE	16948	ACCESS ICON PTY LTD T/AS CASCADA GROUP	William St - New Drainage Lids	2,667.51
Cheque/EFT Number 234021					396.00
28/02/2023	SAPINVCE	INV-2544	Pennant House Pty Ltd	Flag Repairs Narrows 4.5m x 9m ANF	396.00
Cheque/EFT Number 234022					405.90
28/02/2023	SAPINVCE	00357911	LEE BROTHERS INTERNATIONAL TRADE PTY LTD t/as lBolle Blast Goggles	LEE BROTHERS INTERNATIONAL TRADE PTY LTD t/as lBolle Blast Goggles	405.90
Cheque/EFT Number 234023					2,759.34
28/02/2023	SAPINVCE	150223	DIANNE BAIN	Elected Members Allowances & ICT	2,759.34
Cheque/EFT Number 234024					2,759.34
28/02/2023	SAPINVCE	150223	CLYDE BEVAN	Elected Members Allowances & ICT	2,759.34
Cheque/EFT Number 234025					2,759.34
28/02/2023	SAPINVCE	150223	BRENT FLEETON	Elected Members Allowances & ICT	2,759.34
Cheque/EFT Number 234026					5,391.88
28/02/2023	SAPINVCE	150223	LIAM GOBBERT	Elected Members Allowances & ICT	5,391.88
Cheque/EFT Number 234027					12,094.64
28/02/2023	SAPINVCE	HPL74797	Hoban Recruitment Pty Ltd	CPP Operations Contract Labour Hire. WAL	7,511.86
28/02/2023	SAPINVCE	HPL74794	Hoban Recruitment Pty Ltd	Civil Maintenance Agency Staff	2,749.63
28/02/2023	SAPINVCE	HPL74795	Hoban Recruitment Pty Ltd	Contract Parking Technicians for Technic	1,833.15
Cheque/EFT Number 234028					2,759.34
28/02/2023	SAPINVCE	150223	VIKTOR KO	Elected Members Allowances & ICT	2,759.34
Cheque/EFT Number 234029					2,759.34
28/02/2023	SAPINVCE	150223	CATHERINE LEZER	Elected Members Allowances & ICT	2,759.34
Cheque/EFT Number 234030					14,534.84
28/02/2023	SAPINVCE	150223	BASIL ZEMPILAS	Elected Members Allowances & ICT	14,534.84
Cheque/EFT Number 234031					2,759.34
28/02/2023	SAPINVCE	150223	REBECCA GORDON	Elected Members Allowances & ICT	2,759.34
Cheque/EFT Number 234032					50,573.60
28/02/2023	SAPINVCE	24500-25B	Absolute Stone Paving P/L	Roe Street - Granite Kerbs & Pavers This	50,573.60
Cheque/EFT Number 234033					2,759.34
28/02/2023	SAPINVCE	150223	SANDY ANGHIE	Elected Members Allowances & ICT	2,759.34
Cheque/EFT Number 234034					17,258.05
28/02/2023	SAPINVCE	35429	BELL TRADING TRUST T/AS NORTH STAR SECURITY	VARIOUS SITES - UNPLANNED ACCESS CONTROL	275.00
28/02/2023	SAPINVCE	35109	BELL TRADING TRUST T/AS NORTH STAR SECURITY	Loading Dock - Forrest Place Access Cont	16,983.05
Cheque/EFT Number 234035					1,839.89
28/02/2023	SAPINVCE	105641	Go Doors Pty Ltd	Auto Door Reactive Maintenance FY 22/23	1,839.89
Cheque/EFT Number 234036					9,464.40
28/02/2023	SAPINVCE	INV-5290	The Trustees for Epic & Tayla Trusts t/a Bonita Stone	900x400x400mm Grey Slabs: Project: Stor	9,464.40
Cheque/EFT Number 234037					11,477.33
28/02/2023	SAPINVCE	INV-1927	J & M Asphalt Pty Ltd	J & M Asphalt	2,613.73
28/02/2023	SAPINVCE	INV-1926	J & M Asphalt Pty Ltd	J & M Asphalt	5,945.29
28/02/2023	SAPINVCE	INV-1925	J & M Asphalt Pty Ltd	J & M Asphalt	2,918.31
Cheque/EFT Number 234038					320.13
28/02/2023	SAPINVCE	331688	FreshExchange Pty Ltd	FRESH EXCHANGE - FRUIT AND VEGETABLES.	320.13
Cheque/EFT Number 234039					5,111.34
28/02/2023	SAPINVCE	00000111	Thomas Eugene Pontre	Legal advice - Case 22-003-PLANDEV-L	5,111.34
Cheque/EFT Number 234040					960.00
28/02/2023	SAPINVCE	Jun-23	Tuxedo Junction Incorporated	Christmas Lights Trail 2022 Activation P	960.00
Cheque/EFT Number 234041					161,102.07
28/02/2023	SAPINVCE	INV-0843	Event Safety Management Pty Ltd	HVM Implementation - Australia Day 2023	161,102.07
Cheque/EFT Number 234042					7,700.00
28/02/2023	SAPINVCE	00014182	Hunter Executive Search Consultants Pty Ltd	Retained recruitment/Exec Search - Allia	7,700.00
Cheque/EFT Number 234043					26,390.15
28/02/2023	SAPINVCE	69415	On Tap Plumbing & Gas Pty Ltd	VARIOUS SITES - UNPLANNED PLUMBING MAINT	128.70
28/02/2023	SAPINVCE	69420	On Tap Plumbing & Gas Pty Ltd	VARIOUS SITES - UNPLANNED PLUMBING MAINT	192.17
28/02/2023	SAPINVCE	69448	On Tap Plumbing & Gas Pty Ltd	VARIOUS SITES - UNPLANNED PLUMBING MAINT	199.43
28/02/2023	SAPINVCE	69467	On Tap Plumbing & Gas Pty Ltd	VARIOUS SITES - UNPLANNED PLUMBING MAINT	320.10
28/02/2023	SAPINVCE	69492	On Tap Plumbing & Gas Pty Ltd	VARIOUS SITES - UNPLANNED PLUMBING MAINT	171.60
28/02/2023	SAPINVCE	69907	On Tap Plumbing & Gas Pty Ltd	VARIOUS SITES - UNPLANNED PLUMBING MAINT	261.80



Schedule of Accounts Paid - Municipal Fund
For the Period :01/02/2023-28/02/2023

Payment Date	Document Type	Invoice Number	Payee	Payment Details	Payment Amount
28/02/2023	\$APINVCE	69030	On Tap Plumbing & Gas Pty Ltd	VARIOUS SITES - UNPLANNED PLUMBING MAINT	171.60
28/02/2023	\$APINVCE	68844	On Tap Plumbing & Gas Pty Ltd	VARIOUS SITES - UNPLANNED PLUMBING MAINT	134.15
28/02/2023	\$APINVCE	70125	On Tap Plumbing & Gas Pty Ltd	VARIOUS SITES - UNPLANNED PLUMBING MAINT	207.90
28/02/2023	\$APINVCE	69873	On Tap Plumbing & Gas Pty Ltd	VARIOUS SITES - UNPLANNED PLUMBING MAINT	307.25
28/02/2023	\$APINVCE	69779	On Tap Plumbing & Gas Pty Ltd	VARIOUS SITES - UNPLANNED PLUMBING MAINT	171.60
28/02/2023	\$APINVCE	69772	On Tap Plumbing & Gas Pty Ltd	VARIOUS SITES - UNPLANNED PLUMBING MAINT	171.60
28/02/2023	\$APINVCE	69649	On Tap Plumbing & Gas Pty Ltd	VARIOUS SITES - UNPLANNED PLUMBING MAINT	128.70
28/02/2023	\$APINVCE	69624	On Tap Plumbing & Gas Pty Ltd	VARIOUS SITES - UNPLANNED PLUMBING MAINT	646.80
28/02/2023	\$APINVCE	69620	On Tap Plumbing & Gas Pty Ltd	VARIOUS SITES - UNPLANNED PLUMBING MAINT	128.70
28/02/2023	\$APINVCE	69565	On Tap Plumbing & Gas Pty Ltd	VARIOUS SITES - UNPLANNED PLUMBING MAINT	229.46
28/02/2023	\$APINVCE	67685	On Tap Plumbing & Gas Pty Ltd	VARIOUS SITES - UNPLANNED PLUMBING MAINT	213.40
28/02/2023	\$APINVCE	69551	On Tap Plumbing & Gas Pty Ltd	VARIOUS SITES - UNPLANNED PLUMBING MAINT	130.90
28/02/2023	\$APINVCE	69557	On Tap Plumbing & Gas Pty Ltd	VARIOUS SITES - UNPLANNED PLUMBING MAINT	130.90
28/02/2023	\$APINVCE	69134	On Tap Plumbing & Gas Pty Ltd	VARIOUS SITES - UNPLANNED PLUMBING MAINT	261.80
28/02/2023	\$APINVCE	69934	On Tap Plumbing & Gas Pty Ltd	VARIOUS SITES - UNPLANNED PLUMBING MAINT	171.60
28/02/2023	\$APINVCE	69942	On Tap Plumbing & Gas Pty Ltd	VARIOUS SITES - UNPLANNED PLUMBING MAINT	191.40
28/02/2023	\$APINVCE	69865	On Tap Plumbing & Gas Pty Ltd	VARIOUS SITES - UNPLANNED PLUMBING MAINT	1,454.86
28/02/2023	\$APINVCE	69625	On Tap Plumbing & Gas Pty Ltd	VARIOUS SITES - UNPLANNED PLUMBING MAINT	464.20
28/02/2023	\$APINVCE	69786	On Tap Plumbing & Gas Pty Ltd	VARIOUS SITES - UNPLANNED PLUMBING MAINT	365.75
28/02/2023	\$APINVCE	69915	On Tap Plumbing & Gas Pty Ltd	VARIOUS SITES - UNPLANNED PLUMBING MAINT	164.58
28/02/2023	\$APINVCE	69029	On Tap Plumbing & Gas Pty Ltd	VARIOUS SITES - UNPLANNED PLUMBING MAINT	128.70
28/02/2023	\$APINVCE	69055	On Tap Plumbing & Gas Pty Ltd	VARIOUS SITES - UNPLANNED PLUMBING MAINT	693.00
28/02/2023	\$APINVCE	68857	On Tap Plumbing & Gas Pty Ltd	VARIOUS SITES - UNPLANNED PLUMBING MAINT	381.72
28/02/2023	\$APINVCE	69294	On Tap Plumbing & Gas Pty Ltd	VARIOUS SITES - UNPLANNED PLUMBING MAINT	367.40
28/02/2023	\$APINVCE	68756	On Tap Plumbing & Gas Pty Ltd	VARIOUS SITES - UNPLANNED PLUMBING MAINT	404.83
28/02/2023	\$APINVCE	69970	On Tap Plumbing & Gas Pty Ltd	VARIOUS SITES - UNPLANNED PLUMBING MAINT	128.70
28/02/2023	\$APINVCE	69539	On Tap Plumbing & Gas Pty Ltd	VARIOUS SITES - UNPLANNED PLUMBING MAINT	130.90
28/02/2023	\$APINVCE	69610	On Tap Plumbing & Gas Pty Ltd	VARIOUS SITES - UNPLANNED PLUMBING MAINT	171.60
28/02/2023	\$APINVCE	69834	On Tap Plumbing & Gas Pty Ltd	VARIOUS SITES - UNPLANNED PLUMBING MAINT	171.60
28/02/2023	\$APINVCE	69805	On Tap Plumbing & Gas Pty Ltd	VARIOUS SITES - UNPLANNED PLUMBING MAINT	171.60
28/02/2023	\$APINVCE	69793	On Tap Plumbing & Gas Pty Ltd	VARIOUS SITES - UNPLANNED PLUMBING MAINT	1,404.72
28/02/2023	\$APINVCE	69799	On Tap Plumbing & Gas Pty Ltd	Wellington Sq emergency plumbing works	516.90
28/02/2023	\$APINVCE	69220	On Tap Plumbing & Gas Pty Ltd	VARIOUS SITES - UNPLANNED PLUMBING MAINT	146.30
28/02/2023	\$APINVCE	69130	On Tap Plumbing & Gas Pty Ltd	VARIOUS SITES - UNPLANNED PLUMBING MAINT	261.80
28/02/2023	\$APINVCE	69122	On Tap Plumbing & Gas Pty Ltd	VARIOUS SITES - UNPLANNED PLUMBING MAINT	553.40
28/02/2023	\$APINVCE	69133	On Tap Plumbing & Gas Pty Ltd	VARIOUS SITES - UNPLANNED PLUMBING MAINT	261.80
28/02/2023	\$APINVCE	69146	On Tap Plumbing & Gas Pty Ltd	VARIOUS SITES - UNPLANNED PLUMBING MAINT	248.38
28/02/2023	\$APINVCE	69147	On Tap Plumbing & Gas Pty Ltd	VARIOUS SITES - UNPLANNED PLUMBING MAINT	261.80
28/02/2023	\$APINVCE	69175	On Tap Plumbing & Gas Pty Ltd	VARIOUS SITES - UNPLANNED PLUMBING MAINT	257.40
28/02/2023	\$APINVCE	69195	On Tap Plumbing & Gas Pty Ltd	VARIOUS SITES - UNPLANNED PLUMBING MAINT	171.60
28/02/2023	\$APINVCE	69296	On Tap Plumbing & Gas Pty Ltd	VARIOUS SITES - UNPLANNED PLUMBING MAINT	188.54
28/02/2023	\$APINVCE	69316	On Tap Plumbing & Gas Pty Ltd	VARIOUS SITES - UNPLANNED PLUMBING MAINT	816.24
28/02/2023	\$APINVCE	69299	On Tap Plumbing & Gas Pty Ltd	VARIOUS SITES - UNPLANNED PLUMBING MAINT	6,568.86
28/02/2023	\$APINVCE	69342	On Tap Plumbing & Gas Pty Ltd	VARIOUS SITES - UNPLANNED PLUMBING MAINT	2,924.71
28/02/2023	\$APINVCE	69310	On Tap Plumbing & Gas Pty Ltd	VARIOUS SITES - UNPLANNED PLUMBING MAINT	128.70
28/02/2023	\$APINVCE	68934	On Tap Plumbing & Gas Pty Ltd	VARIOUS SITES - UNPLANNED PLUMBING MAINT	296.45
28/02/2023	\$APINVCE	69027	On Tap Plumbing & Gas Pty Ltd	VARIOUS SITES - UNPLANNED PLUMBING MAINT	128.70
28/02/2023	\$APINVCE	69047	On Tap Plumbing & Gas Pty Ltd	VARIOUS SITES - UNPLANNED PLUMBING MAINT	1,121.97
28/02/2023	\$APINVCE	69414	On Tap Plumbing & Gas Pty Ltd	VARIOUS SITES - UNPLANNED PLUMBING MAINT	260.88
Cheque/EFT Number 234044			Wright Welding & Fabrication Pty Ltd		18,223.73
28/02/2023	\$APINVCE	INV-0402	Wright Welding & Fabrication Pty Ltd	Fabricate Steel Plate to Rear of Compact	4,854.33
28/02/2023	\$APINVCE	INV-0401	Wright Welding & Fabrication Pty Ltd	Brackets for new lamp posts	2,382.60
28/02/2023	\$APINVCE	INV-0404	Wright Welding & Fabrication Pty Ltd	Design fabricate install aluminium door	8,670.20
28/02/2023	\$APINVCE	INV-0403	Wright Welding & Fabrication Pty Ltd	VARIOUS SITES - UNPLANNED WELDING & FABR	926.64
28/02/2023	\$APINVCE	INV-0398	Wright Welding & Fabrication Pty Ltd	VARIOUS SITES - UNPLANNED WELDING & FABR	1,389.96
Cheque/EFT Number 234045			Helene Pty Ltd t/as LO-GO Appointments		2,097.57
28/02/2023	\$APINVCE	H2112	Helene Pty Ltd t/as LO-GO Appointments	Rachel Edmundson - Temp	2,097.57
Cheque/EFT Number 234046			Trisha Gillian Rogers t/as Trisha Rogers Consulting		1,617.00
28/02/2023	\$APINVCE	COP004	Trisha Gillian Rogers t/as Trisha Rogers Consulting	Consultant to assist in parking projects	1,617.00
Cheque/EFT Number 234047			Red Empire Pty Ltd t/as Red Empire Media		5,362.50
28/02/2023	\$APINVCE	23105	Red Empire Pty Ltd t/as Red Empire Media	Small Business Bounce Back Grant 21/22 R	5,362.50
Cheque/EFT Number 234048			MFR Autoelectrics Pty Ltd		3,000.69
28/02/2023	\$APINVCE	1335	MFR Autoelectrics Pty Ltd	Auto Electrical Repairs Rubbish trucks,	101.97
28/02/2023	\$APINVCE	1339	MFR Autoelectrics Pty Ltd	Auto Electrical Repairs Rubbish trucks,	254.47
28/02/2023	\$APINVCE	1336	MFR Autoelectrics Pty Ltd	Auto Electrical Repairs Rubbish trucks,	240.18
28/02/2023	\$APINVCE	1334	MFR Autoelectrics Pty Ltd	Auto Electrical Repairs Rubbish trucks,	238.93
28/02/2023	\$APINVCE	1337	MFR Autoelectrics Pty Ltd	Auto Electrical Repairs Rubbish trucks,	273.32
28/02/2023	\$APINVCE	1333	MFR Autoelectrics Pty Ltd	Auto Electrical Repairs Rubbish trucks,	254.93
28/02/2023	\$APINVCE	1338	MFR Autoelectrics Pty Ltd	Auto Electrical Repairs Rubbish trucks,	254.93
28/02/2023	\$APINVCE	1340	MFR Autoelectrics Pty Ltd	Auto Electrical Repairs Rubbish trucks,	1,381.96
Cheque/EFT Number 234049			The Trustee for the Gilmour Trust t/as Gilmour & Jooste Elec Gilmour & Jooste El		39,577.38
28/02/2023	\$APINVCE	28479	The Trustee for the Gilmour Trust t/as Gilmour & Joo	VARIOUS SITES - UNPLANNED ELECTRICAL MAI	508.00
28/02/2023	\$APINVCE	28476	The Trustee for the Gilmour Trust t/as Gilmour & Joo	VARIOUS SITES - UNPLANNED ELECTRICAL MAI	308.00
28/02/2023	\$APINVCE	28477	The Trustee for the Gilmour Trust t/as Gilmour & Joo	VARIOUS SITES - UNPLANNED ELECTRICAL MAI	148.50
28/02/2023	\$APINVCE	28478	The Trustee for the Gilmour Trust t/as Gilmour & Joo	VARIOUS SITES - UNPLANNED ELECTRICAL MAI	292.33
28/02/2023	\$APINVCE	28494	The Trustee for the Gilmour Trust t/as Gilmour & Joo	VARIOUS SITES - UNPLANNED ELECTRICAL MAI	158.00



Schedule of Accounts Paid - Municipal Fund
For the Period :01/02/2023-28/02/2023

Payment Date	Document Type	Invoice Number	Payee	Payment Details	Payment Amount
28/02/2023	\$APINVCE	28580	The Trustee for the Gilmour Trust t/as Gilmour & Joo	VARIOUS SITES - UNPLANNED ELECTRICAL MAI	407.68
28/02/2023	\$APINVCE	28595	The Trustee for the Gilmour Trust t/as Gilmour & Joo	VARIOUS SITES - UNPLANNED ELECTRICAL MAI	2,095.10
28/02/2023	\$APINVCE	28586	The Trustee for the Gilmour Trust t/as Gilmour & Joo	Generator Testing Various sites FY22/23	668.25
28/02/2023	\$APINVCE	28585	The Trustee for the Gilmour Trust t/as Gilmour & Joo	Generator Testing Various sites FY22/23	668.25
28/02/2023	\$APINVCE	28584	The Trustee for the Gilmour Trust t/as Gilmour & Joo	Generator Testing Various sites FY22/23	668.25
28/02/2023	\$APINVCE	28587	The Trustee for the Gilmour Trust t/as Gilmour & Joo	Generator Testing Various sites FY22/23	1,677.29
28/02/2023	\$APINVCE	28589	The Trustee for the Gilmour Trust t/as Gilmour & Joo	Generator Testing Various sites FY22/23	1,677.29
28/02/2023	\$APINVCE	28511	The Trustee for the Gilmour Trust t/as Gilmour & Joo	VARIOUS SITES - UNPLANNED ELECTRICAL MAI	713.10
28/02/2023	\$APINVCE	28493	The Trustee for the Gilmour Trust t/as Gilmour & Joo	VARIOUS SITES - UNPLANNED ELECTRICAL MAI	1,188.00
28/02/2023	\$APINVCE	28597	The Trustee for the Gilmour Trust t/as Gilmour & Joo	VARIOUS SITES - UNPLANNED ELECTRICAL MAI	233.04
28/02/2023	\$APINVCE	27440	The Trustee for the Gilmour Trust t/as Gilmour & Joo	State Library UPS replacement	24,410.01
28/02/2023	\$APINVCE	28590	The Trustee for the Gilmour Trust t/as Gilmour & Joo	Generator Testing Various sites FY22/23	1,677.29
28/02/2023	\$APINVCE	25764	The Trustee for the Gilmour Trust t/as Gilmour & Joo	Artrage Rooftop movies electrical works.	2,079.00
Cheque/EFT Number 234050 Encycle Consulting Pty Ltd					6,276.60
28/02/2023	\$APINVCE	INV0001959	Encycle Consulting Pty Ltd	Develop a 3-year Waste Education Plan (W	6,276.60
Cheque/EFT Number 234051 TJ and RJ Sellick Pty Ltd t/as Lawn Doctor					306.78
28/02/2023	\$APINVCE	00721272	TJ and RJ Sellick Pty Ltd t/as Lawn Doctor	Turf Renovation	306.78
Cheque/EFT Number 234052 Yumbo Jumbo Pty Ltd t/as Frisk Small Bar					5,500.00
28/02/2023	\$APINVCE	2023211	Yumbo Jumbo Pty Ltd t/as Frisk Small Bar	Small Business Bounce Back Grant 21/22 F	5,500.00
Cheque/EFT Number 234053 The Trustee for MAJ Trust t/as Sheridans for Badges					107.58
28/02/2023	\$APINVCE	INV-1549	The Trustee for MAJ Trust t/as Sheridans for Badges	iCity Name Badges new volunteers	107.58
Cheque/EFT Number 234054 AMS Technology Group Pty Ltd t/as AMS Installation & Mainten AMS Installation &					148.50
28/02/2023	\$APINVCE	542441	AMS Technology Group Pty Ltd t/as AMS Installation	AMS Reactive Maintenance/ Quoted Works f	148.50
Cheque/EFT Number 234055 Perth Commercial Laundry Pty Ltd					73.50
28/02/2023	\$APINVCE	PCL137	Perth Commercial Laundry Pty Ltd	Catering Linen Supply (Bungaree's New o	73.50
Cheque/EFT Number 234056 Alfred Anton Seeling t/as Alf Seeling Design					750.00
28/02/2023	\$APINVCE	2303	Alfred Anton Seeling t/as Alf Seeling Design	Design Review Panel Sitting Fee PLEASE	750.00
Cheque/EFT Number 234057 Helen Kaye Patterson t/as NeataGear by HelenK					2,800.00
28/02/2023	\$APINVCE	00002580	Helen Kaye Patterson t/as NeataGear by HelenK	Funding for polos and hats for St Chapla	2,800.00
Cheque/EFT Number 234058 BUNNINGS BUILDING SUPPLIES P/L					1,468.31
28/02/2023	\$APINVCE	2708/00421640	BUNNINGS BUILDING SUPPLIES P/L	Eyelets for signage/conduit for breathal	52.07
28/02/2023	\$APINVCE	2404/01366896	BUNNINGS BUILDING SUPPLIES P/L	Rivet gun, tie down straps, Rose fertili	208.77
28/02/2023	\$APINVCE	2404/99810534	BUNNINGS BUILDING SUPPLIES P/L	20x Brush and Pan sets	120.00
28/02/2023	\$APINVCE	2404/99810535	BUNNINGS BUILDING SUPPLIES P/L	Flap Discs, Paint scrapers and Mop Handl	118.88
28/02/2023	\$APINVCE	2404/01147125	BUNNINGS BUILDING SUPPLIES P/L	Rivets/Steel Recip blades/Intergrain oil	596.65
28/02/2023	\$APINVCE	2404/00188731	BUNNINGS BUILDING SUPPLIES P/L	VARIOUS SITES - SUPPLY OF GENERAL HARDWA	219.00
28/02/2023	\$APINVCE	2260/00809716	BUNNINGS BUILDING SUPPLIES P/L	VARIOUS SITES - SUPPLY OF GENERAL HARDWA	119.89
28/02/2023	\$APINVCE	2260/00809803	BUNNINGS BUILDING SUPPLIES P/L	VARIOUS SITES - SUPPLY OF GENERAL HARDWA	33.05
Cheque/EFT Number 234059 CHAMPION MUSIC					1,870.00
28/02/2023	\$APINVCE	INV-17818	CHAMPION MUSIC	Live band bookings for 3 x community con	1,870.00
Cheque/EFT Number 234060 Chemform					412.94
28/02/2023	\$APINVCE	378766	Chemform	Gojo handwash	412.94
Cheque/EFT Number 234061 Choiceone Pty Ltd					19,859.30
28/02/2023	\$APINVCE	A048653	Choiceone Pty Ltd	Civil Maintenance Agency Staff	2,024.70
28/02/2023	\$APINVCE	A048584	Choiceone Pty Ltd	Choiceone	2,024.70
28/02/2023	\$APINVCE	A048586	Choiceone Pty Ltd	Civil Maintenance-Agency Staff	2,579.53
28/02/2023	\$APINVCE	A048587	Choiceone Pty Ltd	Temp Labour Hire - Waste and Cleaning Sa	7,640.97
28/02/2023	\$APINVCE	A048585	Choiceone Pty Ltd	Carpenters-Temporary Staff	3,030.25
28/02/2023	\$APINVCE	A048655	Choiceone Pty Ltd	Temp Labour Hire - Waste and Cleaning Sa	2,559.15
Cheque/EFT Number 234062 CITY OF SOUTH PERTH					693.00
28/02/2023	\$APINVCE	215	CITY OF SOUTH PERTH	Animal Care Fees 22/23 FY	693.00
Cheque/EFT Number 234063 LANDGATE					394.80
28/02/2023	\$APINVCE	1244248	LANDGATE	Landgate Enquiries 2022/2023	394.80
Cheque/EFT Number 234064 Drake Australia Pty Ltd					2,219.34
28/02/2023	\$APINVCE	383700	Drake Australia Pty Ltd	Mechanic Labour Hire - 22.5Hrs W/E 5/05/	2,219.34
Cheque/EFT Number 234065 Saferight Pty Ltd					700.00
28/02/2023	\$APINVCE	201499	Saferight Pty Ltd	Civil Maintenance Working at Heights, Co	700.00
Cheque/EFT Number 234066 FARINOSI & SONS PTY LTD					121.00
28/02/2023	\$APINVCE	11086687	FARINOSI & SONS PTY LTD	10 x Sand Pack 20 kg White Kiln Dried Si	85.00
28/02/2023	\$APINVCE	11086740	FARINOSI & SONS PTY LTD	Supplies for litter bins & street furnit	36.00
Cheque/EFT Number 234067 HAYS PERSONNEL SERVICES (AUST) PTY LTD					7,617.14
28/02/2023	\$APINVCE	51446149	HAYS PERSONNEL SERVICES (AUST) PTY LTD	Temp Labour Hire - Waste and Cleaning Sa	2,435.42
28/02/2023	\$APINVCE	51446139	HAYS PERSONNEL SERVICES (AUST) PTY LTD	Temp Labour Hire - Waste and Cleaning Sa	2,073.09
28/02/2023	\$APINVCE	51446150	HAYS PERSONNEL SERVICES (AUST) PTY LTD	Temp Labour Hire - Waste and Cleaning Sa	3,108.63
Cheque/EFT Number 234068 HYDROJET					1,188.00
28/02/2023	\$APINVCE	8620	HYDROJET	Graffiti remover Feltpen fadeout	1,188.00
Cheque/EFT Number 234069 HYDROQUIP PUMPS					379.50
28/02/2023	\$APINVCE	INV-43945	HYDROQUIP PUMPS	Lake Vasto screen clean	379.50
Cheque/EFT Number 234070 ID SUPPLIES PTY LTD					4,316.95
28/02/2023	\$APINVCE	019755	ID SUPPLIES PTY LTD	Parking Cards	4,316.95
Cheque/EFT Number 234071 Institute of Public Administration Australia Western Australia Division Inc					373.00
28/02/2023	\$APINVCE	7660	Institute of Public Administration Australia Western	Professional Development- AC	373.00
Cheque/EFT Number 234072 JOHN TIERNEY					480.00
28/02/2023	\$APINVCE	00001852	JOHN TIERNEY	Rangers vehicle cleaning 22/23 FY	480.00
Cheque/EFT Number 234073 JONES LANG LASALLE (WA)PTY LTD					54,692.02
28/02/2023	\$APINVCE	9552043	JONES LANG LASALLE (WA)PTY LTD	ENEX 100 Loading Dock Monthly Rent 2022/	54,692.02



Schedule of Accounts Paid - Municipal Fund
For the Period :01/02/2023-28/02/2023

Payment Date	Document Type	Invoice Number	Payee	Payment Details	Payment Amount
Cheque/EFT Number 234074					
28/02/2023	\$APINVOICE	24688524	KENNARDS HIRE NORTH PERTH	Concert Hall internal stair prop hire, e	314.60
Cheque/EFT Number 234075					
28/02/2023	\$APINVOICE	86357	Light Application Pty Ltd	Philips Luma - Kings Park Road Shared Pa	4,180.00
Cheque/EFT Number 234076					
28/02/2023	\$APINVOICE	MN0851969	Isentia Pty Limited t/as Media Monitors Pty Limited	iSentia - media monitoring	1,705.00
28/02/2023	\$APINVOICE	MN0850477		iSentia - media monitoring	1,705.00
Cheque/EFT Number 234077					
28/02/2023	\$APINVOICE	SINV-046655	MINDARIE REGIONAL COUNCIL	Provision of Landfill Tipping - 2022/23	39,224.37
Cheque/EFT Number 234078					
28/02/2023	\$APINVOICE	10232016	SMC Corporation (Australia) Pty Ltd	Work Shop Stock - Brush Air Cylinder RAM	911.28
Cheque/EFT Number 234079					
28/02/2023	\$APINVOICE	23185	NATIONWIDE TRAINING PTY LTD	Civil Maintenance Forklift Training	483.00
Cheque/EFT Number 234080					
28/02/2023	\$APINVOICE	W17738	PARKS & LEISURE AUSTRALIA	PLAWA Deconstructed Conference 2021, Gue	165.00
Cheque/EFT Number 234081					
28/02/2023	\$APINVOICE	462816	Property Council of Australia	Professional Development Registration	180.00
Cheque/EFT Number 234082					
28/02/2023	\$APINVOICE	14160243	RSEA PTY LTD	Safety Boots Nightshift -WAC	159.50
28/02/2023	\$APINVOICE	14168186	RSEA PTY LTD	Civil Maintenance Uniform Requirements	83.60
28/02/2023	\$APINVOICE	14168535	RSEA PTY LTD	Civil Maintenance Uniform Requirements	48.40
28/02/2023	\$APINVOICE	13900028	RSEA PTY LTD	Traffic cones, extensions, manhole guard	5,991.48
Cheque/EFT Number 234083					
28/02/2023	\$APINVOICE	EHSINV000953756	St John Ambulance Australia	First Aid Services T20 Cricket Event For	313.50
Cheque/EFT Number 234084					
28/02/2023	\$APINVOICE	4688176033	Schindler Lifts Pty Ltd	Council House Lift Reactive Maintenance	308.00
Cheque/EFT Number 234085					
28/02/2023	\$APINVOICE	168924	SCOTT PRINT	Tariff cards for restriction changes	178.20
28/02/2023	\$APINVOICE	168,875	SCOTT PRINT	Waste & Recycling Guide 2023	2,960.10
28/02/2023	\$APINVOICE	168,977	SCOTT PRINT	Printing - Residential Verge Collection	1,325.50
Cheque/EFT Number 234086					
28/02/2023	\$APINVOICE	51466860	STATEWIDE CLEANING SUPPLIES	Cleaning supplies for the Citiplace Rest	86.02
Cheque/EFT Number 234087					
28/02/2023	\$APINVOICE	75430 #7	CSP GROUP PTY LTD T/AS STIHL SHOP OSBORNE PARK	General Servicing of Minor Plant - EG -	51.00
Cheque/EFT Number 234088					
28/02/2023	\$APINVOICE	412533922	TOTAL EDEN PTY LTD T/AS Nutrien Water	Irrigation equipment, couplings, Elbows,	5,221.05
28/02/2023	\$APINVOICE	412533923	TOTAL EDEN PTY LTD T/AS Nutrien Water	Falcon sprinklers Full and Part circle	7,392.00
Cheque/EFT Number 234089					
28/02/2023	\$APINVOICE	00417969	Ultimo Catering & Events Pty Ltd	COP catering Food supplies ULTIMO	145.75
28/02/2023	\$APINVOICE	00417297	Ultimo Catering & Events Pty Ltd	COP catering Food supplies ULTIMO	88.00
28/02/2023	\$APINVOICE	00417277	Ultimo Catering & Events Pty Ltd	COP catering Food supplies ULTIMO	193.60
28/02/2023	\$APINVOICE	00417951	Ultimo Catering & Events Pty Ltd	COP catering Food supplies ULTIMO	161.95
Cheque/EFT Number 234090					
28/02/2023	\$APINVOICE	I5111291	PUBLIC TRANSPORT AUTHORITY OF WA	iCity Kiosk Public Transport Authority -	442.88
Cheque/EFT Number 234091					
28/02/2023	\$APINVOICE	030123	Aaron Emery	Reimburse for 1KG Diatomaceous Earth	24.99
Cheque/EFT Number 234092					
28/02/2023	\$APINVOICE	A121906 2	Liang Zhu	Refund O/PD Rates A121906 2	7,593.50
Cheque/EFT Number 234094					
28/02/2023	\$APINVOICE	220223	Blake Humble	Reimbursement for staff BBQ	134.85
Cheque/EFT Number 234095					
28/02/2023	\$APINVOICE	BPC2023/97	Joshua McAuliffe	Refund App fee BPC 2023/97-87 James St	120.33
Cheque/EFT Number 234096					
28/02/2023	\$APINVOICE	OCCP202395	Apple Mint 153 Pty Ltd	Refund App-OCCP 2023/95-9/12 Vlamingh Av	427.79
Cheque/EFT Number 234097					
28/02/2023	\$APINVOICE	DA20235038	F45 Training East Perth	Refund DA-2023/5038 2/197 Adelaide Tce	572.50
Cheque/EFT Number 234098					
28/02/2023	\$APINVOICE	DEMO202386	BJF Holdings Pty Ltd	Refund CTF fee DEMO 2023/86 77 Brown st	55.66
Cheque/EFT Number 234099					
28/02/2023	\$APINVOICE	230223	Joanne Knight-Smith	Refund-Short Change Elder street CPP	2.00
Cheque/EFT Number 234100					
28/02/2023	\$APINVOICE	230223	Elizabeth Ann Smith	Refund-Double Charged	4.24
Cheque/EFT Number 234101					
28/02/2023	\$APINVOICE	EV2022251	The Home away From Home INC	Refund event fees EV-2022/251	600.00
Cheque/EFT Number 30579471					
9/02/2023	\$APINVOICE	30579471	FINES ENFORCEMENT REGISTRY	Parking FER Lodgements 22/23	40,500.00
Cheque/EFT Number 30579612					
9/02/2023	\$APINVOICE	30579612	FINES ENFORCEMENT REGISTRY	Parking FER Lodgements 22/23	31,266.00
Cheque/EFT Number 30593551					
9/02/2023	\$APINVOICE	30593551	FINES ENFORCEMENT REGISTRY	Parking FER Lodgements 22/23	18,873.00
Cheque/EFT Number 30593719					
9/02/2023	\$APINVOICE	30593719	FINES ENFORCEMENT REGISTRY	FER lodgements 2022/2023	405.00
Cheque/EFT Number 30593773					
9/02/2023	\$APINVOICE	30593773	FINES ENFORCEMENT REGISTRY	FER lodgements 2022/2023	81.00
Cheque/EFT Number 30593819					
9/02/2023	\$APINVOICE	30593819	FINES ENFORCEMENT REGISTRY	FER lodgements 2022/2023	81.00



Schedule of Accounts Paid - Municipal Fund
For the Period :01/02/2023-28/02/2023

Payment Date	Document Type	Invoice Number	Payee	Payment Details	Payment Amount
Cheque/EFT Number 30681859					40,500.00
3/03/2023	SAPINVCE	30681859	FINES ENFORCEMENT REGISTRY	Parking FER Lodgements 22/23	40,500.00
Cheque/EFT Number F 24/02/2023					33,448.75
2/02/2023	\$HRPAYJNL	FE 27/01/2023	MERCER (AUSTRALIA) PTY LTD	15.5% Mercer Super	-35,400.39
2/02/2023	\$HRPAYJNL	FE 27/01/2023	MERCER (AUSTRALIA) PTY LTD	5% DB Council Matched Company Contributi Total	12,290.11
2/02/2023	\$HRPAYJNL	FE 27/01/2023	MERCER (AUSTRALIA) PTY LTD	CC Scheme Employee Contribution - PostTa Total	4,764.24
2/02/2023	\$HRPAYJNL	FE 27/01/2023	MERCER (AUSTRALIA) PTY LTD	CC Scheme Employee Contribution - PreTax Total	5,962.10
2/02/2023	\$HRPAYJNL	FE 27/01/2023	MERCER (AUSTRALIA) PTY LTD	Employee Contribution - Post Tax (\$) Total	50.00
2/02/2023	\$HRPAYJNL	FE 27/01/2023	MERCER (AUSTRALIA) PTY LTD	Employee Contribution - Post Tax (%) Total	262.76
2/02/2023	\$HRPAYJNL	FE 27/01/2023	MERCER (AUSTRALIA) PTY LTD	Employee Contribution - PreTax (\$) Total	593.16
2/02/2023	\$HRPAYJNL	FE 27/01/2023	MERCER (AUSTRALIA) PTY LTD	Employee Contribution - PreTax (%) Total	2,879.27
2/02/2023	\$HRPAYJNL	FE 27/01/2023	MERCER (AUSTRALIA) PTY LTD	SGC Compulsory - Employer Total	1,828.31
2/02/2023	\$HRPAYJNL	FE 27/01/2023	MERCER (AUSTRALIA) PTY LTD	SGC Compulsory Defined Benefit >9% Total	3,425.85
2/02/2023	\$HRPAYJNL	FE 27/01/2023	MERCER (AUSTRALIA) PTY LTD	SGC Compulsory Defined Benefit 9% Total	20,555.05
16/02/2023	\$HRPAYJNL	FE 27/01/2023	MERCER (AUSTRALIA) PTY LTD	15.5% Mercer Super	-33,960.91
16/02/2023	\$HRPAYJNL	FE 24/02/2023	MERCER (AUSTRALIA) PTY LTD	5% DB Council Matched Company Contributi Total	11,716.24
16/02/2023	\$HRPAYJNL	FE 24/02/2023	MERCER (AUSTRALIA) PTY LTD	CC Scheme Employee Contribution - PostTa Total	4,520.46
16/02/2023	\$HRPAYJNL	FE 24/02/2023	MERCER (AUSTRALIA) PTY LTD	CC Scheme Employee Contribution - PreTax Total	5,708.85
16/02/2023	\$HRPAYJNL	FE 24/02/2023	MERCER (AUSTRALIA) PTY LTD	Employee Contribution - Post Tax (\$) Total	50.00
16/02/2023	\$HRPAYJNL	FE 24/02/2023	MERCER (AUSTRALIA) PTY LTD	Employee Contribution - Post Tax (%) Total	242.29
16/02/2023	\$HRPAYJNL	FE 24/02/2023	MERCER (AUSTRALIA) PTY LTD	Employee Contribution - PreTax (\$) Total	593.16
16/02/2023	\$HRPAYJNL	FE 24/02/2023	MERCER (AUSTRALIA) PTY LTD	Employee Contribution - PreTax (%) Total	2,764.07
16/02/2023	\$HRPAYJNL	FE 24/02/2023	MERCER (AUSTRALIA) PTY LTD	SGC Compulsory - Employer Total	1,598.34
16/02/2023	\$HRPAYJNL	FE 24/02/2023	MERCER (AUSTRALIA) PTY LTD	SGC Compulsory Defined Benefit >9% Total	3,286.59
16/02/2023	\$HRPAYJNL	FE 24/02/2023	MERCER (AUSTRALIA) PTY LTD	SGC Compulsory Defined Benefit 9% Total	19,719.20
Cheque/EFT Number 233851					731,274.02
9/02/2023	\$HRPAYJNL	FE 27/01/2023	Quick Super Fund	5% Council Matched Company Contribution Total	57,327.34
9/02/2023	\$HRPAYJNL	FE 27/01/2023	Quick Super Fund	CC Scheme Employee Contribution - PostTa Total	7,858.20
9/02/2023	\$HRPAYJNL	FE 27/01/2023	Quick Super Fund	CC Scheme Employee Contribution - PreTax Total	47,898.57
9/02/2023	\$HRPAYJNL	FE 27/01/2023	Quick Super Fund	Employee Contribution - Post Tax (\$) Total	439.00
9/02/2023	\$HRPAYJNL	FE 27/01/2023	Quick Super Fund	Employee Contribution - Post Tax (%) Total	226.24
9/02/2023	\$HRPAYJNL	FE 27/01/2023	Quick Super Fund	Employee Contribution - PreTax (\$) Total	4,348.75
9/02/2023	\$HRPAYJNL	FE 27/01/2023	Quick Super Fund	Employee Contribution - PreTax (%) Total	7,612.47
9/02/2023	\$HRPAYJNL	FE 27/01/2023	Quick Super Fund	SGC Compulsory - Employer Total	235,556.07
23/02/2023	\$HRPAYJNL	FE 10/02/2023	Quick Super Fund	5% Council Matched Company Contribution Total	54,613.52
23/02/2023	\$HRPAYJNL	FE 10/02/2023	Quick Super Fund	CC Scheme Employee Contribution - PostTa Total	6,486.40
23/02/2023	\$HRPAYJNL	FE 10/02/2023	Quick Super Fund	CC Scheme Employee Contribution - PreTax Total	47,021.51
23/02/2023	\$HRPAYJNL	FE 10/02/2023	Quick Super Fund	Employee Contribution - Post Tax (\$) Total	489.00
23/02/2023	\$HRPAYJNL	FE 10/02/2023	Quick Super Fund	Employee Contribution - Post Tax (%) Total	974.81
23/02/2023	\$HRPAYJNL	FE 10/02/2023	Quick Super Fund	Employee Contribution - PreTax (\$) Total	4,348.75
23/02/2023	\$HRPAYJNL	FE 10/02/2023	Quick Super Fund	Employee Contribution - PreTax (%) Total	7,349.10
23/02/2023	\$HRPAYJNL	FE 10/02/2023	Quick Super Fund	SGC Compulsory - Employer Total	248,724.29
Total					11,326,509.71
Summary					
Payments -Municipal Fund					11,326,509.71
COP-Payroll-Feb 2023					3,701,397.64
Bank Charges- Feb 2023					64,859.70
Credit Card Charges- Feb 2023					\$ 21,692.91
Total					15,114,459.96



Total Payments by Supplier
From 01/02/2023-28/02/2023

Payee	Payment Amount
DEPUTY COMMISSIONER OF	1,397,092.00
Civcon Civil & Project	1,021,477.41
Quick Super Fund	731,274.02
ACE SECURITY AND EVENTS	240,379.86
Event Safety Management Pty	224,086.85
CARDILE INTERNATIONAL	220,000.00
Absolute Stone Paving P/L	210,856.54
LUX EVENTS PTY LTD	202,589.04
Coates Hire Operations Pty	193,749.23
MINDARIE REGIONAL COUNCIL	191,556.79
R1I PTY LTD T/AS R1I	175,971.17
ALINTA SALES PTY LTD	166,518.76
Drone Light Shows Australia Pty	165,000.00
MMM (WA) Pty Ltd	163,618.21
DEPARTMENT OF PLANNING,	137,426.79
Visual Inspirations Australia Pty	136,883.92
Arup Australia Pty Ltd	136,839.20
FINES ENFORCEMENT REGISTRY	131,706.00
EOS ELECTRICAL	131,520.82
E.P. DRAFFIN MANUFACTURING	128,610.90
Drainflow Services Pty Ltd	122,121.49
DATALINE VISUAL LINK PTY LTD	105,200.05
TJ and RJ Sellick Pty Ltd t/as	102,350.27
HAYS PERSONNEL SERVICES	100,021.93
Higgins Coatings Pty Ltd	99,882.80
RUAH COMMUNITY SERVICES	94,876.07
Initiative Media Australia Pty	94,290.89
Choiceone Pty Ltd	85,751.15
The Trustee for the Gilmour	84,432.06
ICONIC PROPERTY SERVICES	83,373.02
Coredata (WA) Pty Ltd	82,040.20
ACCESS BRICKPAVING CO	81,417.60
On Tap Plumbing & Gas Pty Ltd	81,125.54
STILES ELECTRICAL SERVICES	80,079.32
ELECTRICITY GENERATION AND	79,914.05
D.B CUNNINGHAM PTY LTD	76,570.56
WATER CORPORATION	69,817.00
Wright Welding & Fabrication	66,890.17
AUSTRALIAN HVAC SERVICES	66,220.52
CTI5 PTY LTD	66,169.68
THE WALLEYSTACK FAMILY	66,000.00
Programmed Skilled Workforce	65,191.63
CHEVRON AUSTRALIA	62,909.75



Total Payments by Supplier
From 01/02/2023-28/02/2023

Payee	Payment Amount
Hoban Recruitment Pty Ltd	61,481.27
ENVIROPATH PTY LTD T/ AS	59,429.26
LIGHTSPEED	58,890.78
COLLEAGUES NAGELS PTY LTD	58,262.38
Building and Construction	58,232.64
RENT A FENCE PTY LTD	57,901.25
The Trustee for Nalomian Trust	55,000.00
JONES LANG LASALLE (WA)PTY	54,692.02
ADVANCED TRAFFIC	51,811.65
SUEZ RECYCLING & RECOVERY	50,823.56
DEPARTMENT OF MINES	50,698.14
The Trustee for the DDR Family	49,396.88
CLASSIC TREE SERVICES	48,863.38
PHASE 3 LANDSCAPE	48,139.93
THE TRUSTEE FOR GILKISON	46,430.87
ESSENTIAL FIRE SERVICES PTY	42,432.35
Osborne Autos Pty Ltd t/as	42,253.15
Maxey Plumbing Pty Ltd	42,181.09
The GP Trust t/as Antiskid	41,451.30
FLEETCARE PTY LTD	40,009.74
Seek Limited	39,658.85
MICKTRIC EVENTS	39,051.19
HORIZON WEST LANDSCAPE & Gabriel Algar	37,758.60
FOOD TECHNOLOGY SERVICES	36,500.00
Rentokil Initial Pty Ltd t/as	33,875.62
MERCER (AUSTRALIA) PTY LTD	33,627.86
The Lester Prize	33,448.75
Guru Productions Pty Ltd t/as	33,000.00
The Trustee for Alice Street	33,000.00
TK Elevator Australia Pty Ltd	32,062.09
ONE 20 Productions	31,299.96
Go Doors Pty Ltd	29,428.91
Aboriginal United Services Pty	28,402.32
Access Without Barriers Pty Ltd	27,990.72
The Trustee for Brand Agency	27,940.00
West to West Carpentry	27,734.89
Sheffield Asset Management	23,913.16
METRIX CONSULTING PTY LTD	22,000.00
The Trustee for Brushwood	22,000.00
Chung Wah Association	22,000.00
BARKING GECKO THEATRE	22,000.00
TOTAL EDEN PTY LTD T/AS	21,768.85



Total Payments by Supplier
From 01/02/2023-28/02/2023

Payee	Payment Amount
EWCS Unit Trust t/as Enviro	21,418.65
DATA 3	20,351.55
CHAMBER OF COMMERCE & MESHED PTY LTD (MESHED IOT)	19,728.60
Telstra Limited	19,343.50
ARUP	18,953.06
BELL TRADING TRUST T/AS	18,761.05
NATURAL AREA CONSULTING	18,495.55
Perth Materials Blowing Pty Ltd	18,414.00
Sydel Nominees t/as	18,390.68
COLGAN INDUSTRIES PTY LTD	18,266.60
DADAA Ltd	17,683.55
Systems Edge Management	17,652.13
SURUN SERVICES PTY LTD	16,720.00
SURVEYTECH TRAFFIC SURVEYS CULTURE	16,447.71
STEFNA FAMILY TRUST T/AS	16,170.00
HASSELL LTD	15,807.66
Talent International Pty Ltd	15,697.33
The Metropolitan Hospitality	15,636.50
BILLABONG MOBILE	15,447.30
SHF Planning Pty Ltd (Lateral	15,431.03
THE TRUSTEE FOR PAM FAMILY	15,258.10
CNW PTY LTD T/AS CNW	15,257.00
The Trustee for the Hunter & BASIL ZEMPILAS	15,122.99
ANIMATION ARTROOM PTY LTD	15,111.72
OLEOLOGY	15,000.00
JB Legal Partners Pty Ltd	14,534.84
J & M Asphalt Pty Ltd	14,447.77
CLPM Pty Ltd	14,186.70
C BAILEY & M BAILEY	14,080.00
CYCLUS PTY LTD	13,576.12
DEPARTMENT OF TRANSPORT	13,365.00
QUANTUM BUILDING SERVICES	13,355.65
ACCESS ICON PTY LTD T/AS	13,256.10
Sage Consulting Engineers Pty	12,737.05
JOELZ PTY LTD T/AS BAX	12,341.57
Kilmore Group Pty Ltd	11,726.01
We Move it Forward Pty Ltd	11,550.00
Aceik Pty Ltd	11,253.00
Equilibrium Interactive Pty Ltd	11,200.00
TELSTRA	11,000.00
	10,912.00
	10,886.60



Total Payments by Supplier
From 01/02/2023-28/02/2023

Payee	Payment Amount
Glen Flood Group Pty Ltd t/as	10,807.50
Perth Playground & Rubber Pty	10,802.00
BIDFOOD WA PTY LTD	10,645.51
RSEA PTY LTD	10,635.68
MAIN ROADS WESTERN	10,393.32
People2People Recruitment	10,293.36
CONSTABLE CARE CHILD SAFETY	10,188.87
Cleanaway Industrial Solutions	10,132.10
Aka Seating Systems Pty Ltd	10,076.00
Helene Pty Ltd t/as LO-GO	9,592.88
The Trustee for Durey &	9,532.42
The Trustees for Epic & Tayla	9,464.40
LINKEDIN SINGAPORE PTE LTD	9,157.29
Camaco Group Pty Ltd t/as	9,108.00
W.C. CONVENIENCE	9,042.10
SILVERSPRING TRUST T/AS TJ	9,022.20
MFR Autoelectrics Pty Ltd	8,686.88
Yumbo Jumbo Pty Ltd t/as Frisk	8,650.06
HYDROQUIP PUMPS	8,629.50
3 Logix Pty Ltd	8,530.50
Tyres 4U Pty Limited	8,143.66
Stephen Genovese	8,100.00
Western Australian Land	8,006.45
TAMALA PARK REGIONAL	7,890.77
The Trustee for Wendy Mead	7,877.05
IBC DIGITAL	7,700.00
FORUM ADVOCATING	7,700.00
Western Australian Land	7,700.00
Hunter Executive Search	7,700.00
AUSTRALIAN PARKING AND	7,603.20
ASPECT Studios Pty Ltd t/as	7,603.20
Liang Zhu	7,593.50
THE TRUSTEE FOR THE	7,569.40
WINC AUSTRALIA PTY PTD	7,482.95
DOWNER EDI WORKS	7,447.11
JASON SIGNMAKERS	7,375.99
Stantec Australia Pty Ltd	7,205.00
SONIC HEALTHPLUS PTY LTD	7,186.08
ENGTECH (AUST) PTY LTD	7,066.31
Eric Preston Pty Ltd t/as Print N	6,933.29
The Trustee for Djugun Holdings	6,600.00
IRON MOUNTAIN AUSTRALIA	6,590.34
WEST AUSTRALIAN LOCAL	6,528.50



Total Payments by Supplier
From 01/02/2023-28/02/2023

Payee	Payment Amount
DE VINE CELLARS	6,503.25
VOCUS PTY LTD	6,308.50
M P ROGERS & ASSOCIATES PTY	6,307.79
Magnetic Automation Pty Ltd	6,283.66
Encycle Consulting Pty Ltd	6,276.60
Bridge42 Pty Ltd	6,198.50
ALL FLAGS SIGNS AND BANNERS	6,178.70
Western Environmental	6,160.00
FUJI XEROX BUSINESSFORCE	6,057.89
Robert Walters Pty Ltd t/as	5,934.14
CORPORATE GOVERNANCE RISK	5,775.00
Light Application Pty Ltd	5,513.22
WA AUSTRALIAN HOTELS	5,500.00
O'Hanlons (WA) Pty Ltd T/AS	5,500.00
WA Sea & Sun Senior Services	5,500.00
58 Degrees Pty Ltd t/as La Veen	5,500.00
Coreiot Pty Ltd t/as TeamLab	5,500.00
Six Nine Food Pty Ltd t/as	5,500.00
Design Institute of Australia	5,500.00
Gloss Digital Pty Ltd t/as	5,500.00
THE TRUSTEE FOR TWO FEET	5,500.00
LIAM GOBBERT	5,391.88
Red Empire Pty Ltd t/as Red	5,362.50
Wrays Pty Ltd	5,280.00
NESPRESSO	5,238.00
Drake Australia Pty Ltd	5,178.45
Thomas Eugene Pontre	5,111.34
WESTBOOKS	5,077.82
Sign On Group Pty Ltd	4,884.00
THE TRUSTEE FOR THE BRAND	4,840.00
Element Advisory Pty Ltd	4,757.28
Sort & Divert Pty Ltd t/as 1800-	4,748.15
ALANA HALL	4,682.80
CSE CROSSCOM PTY LTD	4,675.00
Japan Australia Settlements Pty	4,640.00
BUNNINGS BUILDING SUPPLIES	4,565.13
SCOTT PRINT	4,463.80
Workpower Inc	4,439.60
ID SUPPLIES PTY LTD	4,316.95
STRATAGREEN	4,165.37
HERITAGE WAY PTY LTD	4,162.59
PERTH AUDIOVISUAL	3,905.00
AUSTRALIA POST(677495)	3,857.64



Total Payments by Supplier
From 01/02/2023-28/02/2023

Payee	Payment Amount
THE TRUSTEE FOR KINN & CO	3,806.00
RICOH AUSTRALIA PTY LTD	3,757.19
The Trustee for Cobber Trust	3,748.85
Property Council of Australia	3,709.00
TANKS FOR HIRE	3,696.00
ROSMECH SALES AND SERVICE	3,663.72
Veolia Water Operations Pty Ltd	3,608.00
Glen Paul Stasiuk t/as	3,600.00
Ultimo Catering & Events Pty	3,521.41
Fremantle Men's Community	3,520.00
Child Support Agency	3,515.29
Ryan Ronald Emery Ryan Emery	3,500.00
Rooforce Facility Services Pty	3,481.63
J.H. FLUID TRANSFER	3,437.58
CHAMPION MUSIC	3,410.00
Isentia Pty Limited t/as Media	3,410.00
The Trustee for Hayto Trust t/as	3,333.00
Bladon Wa P/L	3,300.00
Trend Nominees Pty Ltd t/as	3,300.00
St John Ambulance Australia	3,297.84
JAPANESE TRUCK & BUS SPARES	3,281.65
BIG ISSUE IN AUSTRALIA	3,180.15
JD Kings Square Business P/L	3,172.70
LOCK STOCK AND FARRELL	3,156.00
WOODLANDS DISTRIBUTORS &	3,110.80
AUSTRALIAN INSTITUTE OF	3,108.00
The Trustee for L Jeffery Family	3,033.00
ORIX Australia Corporation Ltd	3,003.46
Motorola Solutions Australia	2,972.85
ATOM SUPPLY	2,934.50
The Trustee for Austrend Trust	2,926.33
New Haven Pty Ltd t/as Alive &	2,912.25
JOHN TIERNEY	2,909.00
MPS Paving Systems Australia	2,893.00
ECLIPSE SOILS PTY LTD	2,874.30
Amberley Hope Lobo (A-Unit)	2,825.00
Helen Kaye Patterson t/as	2,800.00
SOUTHERN METROPOLITAN	2,790.48
DIANNE BAIN	2,759.34
CLYDE BEVAN	2,759.34
BRENT FLEETON	2,759.34
VIKTOR KO	2,759.34
CATHERINE LEZER	2,759.34



Total Payments by Supplier
From 01/02/2023-28/02/2023

Payee	Payment Amount
REBECCA GORDON	2,759.34
SANDY ANGHIE	2,759.34
ALFRED BOCK T/AS AGB	2,750.00
Tristar Water Solutions Pty Ltd	2,674.14
T QUIP	2,598.65
Sky Perth Pty Ltd	2,520.24
WRC MECHANICAL WA	2,502.50
Espresso & Prosecco Pty Ltd	2,475.00
Encyclopaedia Britannica	2,423.30
LGRCEU	2,420.00
Kelair Holdings Pty Ltd t/as	2,271.50
Max & Claire Pty Ltd t/as	2,214.75
Living Proud Incorporated	2,200.00
Xsights Digital Pty Ltd	2,178.00
GEOFFREY BAIN T/AS JUNK	2,150.00
FARQUHAR & FARQUHAR PTY	2,127.30
BEN TAYLOR	2,100.00
REINO INTERNATIONAL	2,095.12
Chau Ngoc Huynh t/as Plain	2,080.00
INTERNATIONAL ART SERVICES	2,066.88
THE GRIFFITH FAMILY TRUST	2,005.42
ADVANCED AUTOLOGIC	2,005.00
MARKETFORCE LTD	1,993.70
STATEWIDE CLEANING	1,982.60
RORIE SPARE	1,926.00
Broad Construction Services	1,890.00
A E HOSKINS & SONS	1,869.58
AUSWEST COOLROOM HIRE	1,800.00
The Trustee for Cove	1,760.00
Screenlink Pty Ltd t/as Aussie-	1,723.70
THE TRUSTEE FOR THE BCA	1,672.00
DAIMLER TRUCKS PERTH	1,671.64
TECHNICAL SERVICES GROUP	1,655.50
KC Distributors (Aust) Pty Ltd	1,652.75
Mr M H & Mrs T Beaney	1,650.00
Smart Cities Council Australia	1,650.00
Trisha Gillian Rogers t/as Trisha	1,617.00
REPCO	1,612.98
THE TRUSTEE FOR JAMES	1,600.50
PAUL DRUDI PLUMBING	1,573.00
The Trustee for Walker Street	1,557.05
FreshExchange Pty Ltd	1,531.17
Richlands Pty Ltd Atf Ag	1,518.00



Total Payments by Supplier
From 01/02/2023-28/02/2023

Payee	Payment Amount
Breathalyser Sales & Service Pty	1,485.00
FARINOSI & SONS PTY LTD	1,444.06
Office Cleaning Experts Pty Ltd	1,417.68
FULTON HOGAN INDUSTRIES	1,416.25
Sunny Industrial Brushware	1,407.23
Albert McNamara	1,400.00
Irene McNamara	1,400.00
MURIEL BOWIE	1,400.00
ELLIOTTS IRRIGATION PTY LTD	1,399.20
DILENA METAL SALES	1,392.00
DULUXGROUP(AUSTRALIA)PTY	1,384.58
CENTRAL CITY HEALTH	1,366.00
AUSTRALIA POST	1,338.64
CITY OF PERTH STAFF SOCIAL	1,323.00
McLEODS BARRISTERS AND	1,320.00
Noongar Boodjar Language	1,320.00
CLEVERPATCH	1,308.47
Traffic Calming Australia Pty Ltd	1,298.00
DoT Operating Account	1,290.00
TIM DAVIES LANDSCAPING PTY	1,287.00
PUMPS AUSTRALIA	1,260.82
THE TRUSTEE FOR EDGAR	1,252.46
The Trustee for Chesterton Unit	1,210.00
KENNARDS HIRE NORTH PERTH	1,190.20
HYDROJET	1,188.00
SOUTH EAST REGIONAL CENTRE	1,155.00
Craig Treasure	1,150.00
MULTI FIX WA	1,134.74
LEE BROTHERS INTERNATIONAL	1,131.90
HILLARYS HEALTH PTY LTD	1,113.75
Blyth Enterprises Pty Ltd	1,101.21
FARLEY STEWART GARLETT	1,100.00
Forch Australia Pty Ltd	1,091.42
CSP GROUP PTY LTD T/AS STIHL	1,082.85
LOCAL GOVERNMENT	1,070.00
COLLEEN DIXON	1,065.90
Phillip Warren Scott t/as Scott	1,045.00
LANDGATE	1,043.40
Monique Bell	1,000.00
TZE VULTSEN	990.00
BLJ AUSTRALIA	990.00
Tuxedo Junction Incorporated	960.00
GLOBAL AUTOCOAT PTY LTD	959.87



Total Payments by Supplier
From 01/02/2023-28/02/2023

Payee	Payment Amount
TAK SHUN DICKSON CHEUNG -	959.20
Australian Defence Apparel Pty	958.09
NOVA NEWSAGENCY	950.38
Converge International Pty Ltd	940.50
A RICHARDS PTY LTD T/AS	922.02
SMC Corporation (Australia) Pty	911.28
The Association Specialists Pty	885.00
Platinum Planning Solutions	877.00
THE TRUSTEE FOR TRJ TRUST	874.50
Woolworths Group Limited	852.31
Toni Macarla Routledge t/as	825.00
G.G Hunt & J.R Hunt T/as Garry	825.00
VALVOLINE (AUSTRALIA) PTY	820.69
The Trustee for B & M Bergsma	816.95
HOSPITAL BENEFIT FUND OF	804.78
DIGITAL EDUCATION SERVICES	800.42
AUSTRALIAN SERVICES UNION	773.00
BEACON EQUIPMENT BENTLEY	769.70
CITY OF PERTH (PETTY CASH)	750.25
Alfred Anton Seeling t/as Alf	750.00
Cleanamarina Pty Ltd	750.00
THE TRUSTEE FOR B and M	739.00
Galvins Plumbing Supplies	738.82
R & J Sleep Transport Pty Ltd	728.75
ADVANCE PRESS(2013)PTY LTD	726.00
CFMEU MINING & ENERGY	720.00
Growise Pty Ltd	714.73
DANCE SPORT AUSTRALIA	710.00
Saferight Pty Ltd	700.00
CITY OF SOUTH PERTH	693.00
BLACKWOODS ATKINS	692.02
ILLION AUSTRALIA PTY LTD T/AS	687.50
CITY OF STIRLING	684.60
Hoskins Investments Pty Ltd	676.79
NATIONAL TAX &	669.00
The Trustee for MAJ Trust t/as	668.58
James Redmond Foley	660.00
All4cycling Pty Ltd	660.00
JOONDALUP WINDSCREENS PTY	658.00
Kirsten Lorraine Langer t/as	615.00
The Home away From Home	600.00
Jennifer Bowden	600.00
GPC Asia Pacific Pty Ltd T/AS	598.95



Total Payments by Supplier
From 01/02/2023-28/02/2023

Payee	Payment Amount
NETSTAR AUSTRALIA PL T/AS	594.00
Matthew Mark McGuire	575.00
F45 Training East Perth	572.50
Jennifer Elizabeth Hunter	560.00
WESTERN RESOURCE RECOVERY	550.00
BOTANICAL BLOOMS	550.00
SMEDIA PTY LTD	500.00
BERNARD CARNEY	500.00
Craig_Treasure	500.00
Liam Dee	500.00
INSTANT TOILETS AND	492.80
Hallston Construction Trust	486.99
BIN BATH CORPORATION PTY	486.97
NATIONWIDE TRAINING PTY	483.00
MANHEIM PTY LTD	473.00
SCANIA AUSTRALIA PTY LTD	464.20
INLOGIK PTY LIMITED	462.78
Joshua James Webb	450.00
KELYN TRAINING SERVICES	450.00
TAOFENG XIA	448.00
The Trustee for C.O, G.M, N.D,	445.50
Nigel Simpson	445.25
MDM Entertainment Pty Ltd	444.02
PUBLIC TRANSPORT AUTHORITY	442.88
the trustee for Fowler Family	440.40
Western Australian Youth	440.00
LINFOX ARMAGUARD PTY LTD	429.90
Apple Mint 153 Pty Ltd	427.79
KONICA MINOLTA BUSINESS	423.50
PLANT FORCE INVESTMENTS	419.93
Chin San Ang	417.00
Chemform	412.94
BROWNES FOODS OPERATIONS	409.60
METAL ARTWORK CREATIONS	398.20
Green's Hiab Service Pty Ltd	396.00
Pennant House Pty Ltd	396.00
BARNETTS (WA)PTY LTD	391.47
ALLPEST WA	390.00
JASMAN ENTERPRISES	385.19
ARTS HUB AUSTRALIA PTY LTD	385.00
Institute of Public	373.00
WEST COAST SPRING WATER	352.00
Madeline Delia Crofts	350.00



Total Payments by Supplier
From 01/02/2023-28/02/2023

Payee	Payment Amount
THE TRUSTEE FOR THE D & J	349.80
AMS Technology Group Pty Ltd	346.50
Mercury Messengers Pty Ltd	320.87
DAVID YEUNG T/AS CAR	320.00
Chelsea Victoria Hayes	320.00
BOFFINS BOOKSHOP PTY LTD	311.35
Bucci Holdings Pty Ltd t/as	308.37
Feel Your Best Fitness and	308.00
Schindler Lifts Pty Ltd	308.00
MESSAGENET PTY LTD	298.41
B.M DUFFIELD & L.S DUFFIELD	287.54
The Trustee for the Deloitte	275.00
MAJOR MOTORS PTY LTD	264.79
LATERAL(W.A)PTY LTD	264.00
STRUT SPECIALISTS	264.00
ECOSPILL PTY LTD	244.29
OFFICE WORKS	236.64
METEOR STONE PTY LTD T/AS	233.86
WESTERN EDGE LANDSCAPES	223.30
Arteil W A Pty Ltd	220.00
Nina Vesnic	220.00
A 1 APIARIES	220.00
Nationwide Oils/t/as	209.00
Ian Pickford	200.00
Mona Rezzaei	170.50
LENARA NOMINEES PTY LTD	169.85
PARKS & LEISURE AUSTRALIA	165.00
Dan Holdom	165.00
Clean Up Australia Ltd	165.00
Denning Associates	164.99
WSP AUSTRALIA PTY LTD	160.50
Muhammad Nafees	159.99
CANON PRODUCTION PRINTING	157.22
DFES	156.00
FOXTEL SUBSCRIBER PAYMENTS	155.00
Scanlan Architects Account	153.40
Changying Shao	153.25
Roberta Circosta	150.00
Sabrina Scarvaci	150.00
Scott & Heather Teymant	150.00
MELANIE DIWATA GRIFFITHS	150.00
Botanic Gardens and Parks	150.00
Antonino & Maria Antonia	150.00



Total Payments by Supplier
From 01/02/2023-28/02/2023

Payee	Payment Amount
Jeremy Freeman	150.00
Kirsten Haas	150.00
Mark Varani	150.00
Brian D'Souza	149.95
The Trustee for Witherington	145.35
Realestate.com.au Pty Ltd	145.00
ARI (AUST) PTY LTD T/AS THE	144.00
Boc Gases Australia Ltd	140.72
Jonathon W T Wynn	140.00
Emma Kelt	135.00
Blake Humble	134.85
Sharon & Matt Meaden	133.11
CBD COLLEGE P/L	129.00
Joshua McAuliffe	120.33
Trustee for the Chelmsford	117.00
Sophie Dwyer	115.00
ELGAS SWAP AND GO	110.00
WINDCAVE PTY LTD T/AS	109.85
KKK Fresh Pty Ltd t/as Coffee	109.40
STANDARDS AUSTRALIA	107.39
Michaela Trlin	105.00
Newground Design Services Pty	104.50
Naomi Lopez and Paul Clout	100.96
Martina Marsic	99.99
Toolmart Australia Pty Ltd	99.95
Anthony Rowe	99.00
G B Smalley	99.00
Michelle Draper	99.00
VL Motterram + Trustee for	97.88
WESTERN METROPOLITAN	90.95
Department of Transport	90.20
LE TOBOGGAN	90.00
Amira Catovic	90.00
Jenni Appel	90.00
Yow Min Lee & Choy Heng Lee	89.95
JEEWAN SENANAYAKE	89.95
Perth Commercial Laundry Pty	73.50
Minter Ellison Law Practice	73.00
WATERLOGIC AUSTRALIA PTY	68.99
Jonathan W T Wynn	68.98
DRY CLEANING EXPRESS PTY	68.20
Bree Smithson	63.00
Sheree Evans	60.00



Total Payments by Supplier
From 01/02/2023-28/02/2023

Payee	Payment Amount
BJF Holdings Pty Ltd	55.66
THE TRUSTEE FOR ILLION	54.02
ALLMAKES PTY LTD T/AS	53.46
Bunnings Group Limited t/as	52.13
Kazz's Jamaican Kitchen	46.00
Julie Mathieson	42.55
TNT	38.75
Joshua Webb	25.00
Aaron Emery	24.99
The Owners of Absolute	16.00
Elizabeth Ann Smith	4.24
Nicole Perer	4.00
AUSTRALIA POST(604917)	3.70
Joanne Knight-Smith	2.00
Total	11,326,509.71



City of Perth - Corporate Credit Card Transactions

Statement Period 21/01/2023 to 20/02/2023

Name	Statement Date	Amount	Merchant Name	Commit Description
Adam Gregory	27/01/2023	\$ 96.00	BUNNINGS 392000	Australia Day City of Light - Equipment/Hardware
Adam Gregory	30/01/2023	\$ 109.59	BP CON E PERTH 5365	Petrol to fill golf carts/generators at City of Light Event
Adam Gregory	13/02/2023	\$ 45.00	WOOLWORTHS 4301	Sunset Sounds - Insect Repellant
Adam Gregory	17/02/2023	\$ 240.00	CIVIL AVIATION SAFET	City of Light Event - Fireworks CASA Permit Fee
Adam Gregory	20/02/2023	\$ 11.90	CARGO ON THE QUAY	Ice for City of Light Event
Adam Gregory	20/02/2023	\$ 13.50	UNITED NTHBRIDGE	Ice for City of Light Event
Adam Gregory Total		\$ 515.99		
Coordinator Events				
Craig Best	3/02/2023	\$ 77.00	TRYBOOKING* informed/P	Webinar Reg: Understanding key risk areas for construction pr
Craig Best	14/02/2023	\$ 870.00	SP RAWLINSONS	Rawlinsons Hand Book
Craig Best Total		\$ 947.00		
Alliance Manager Infrastructure & Assets				
Daniel High	14/02/2023	\$ 100.98	Diversified Exhibition	D High CC - AOG 2023 opening networking event
Daniel High Total		\$ 100.98		
Alliance Manager Economic Development				
Guo Xing	10/02/2023	\$ 52.00	WOOLWORTHS 4621	Bottled water purchased for Parks Staff at Narrow's Shed
Guo Xing Total		\$ 52.00		
Team Leader Maintenance Support				
Joanna Andrew	10/02/2023	\$ 375.89	DHL Express AU	Delivery invoice
Joanna Andrew	10/02/2023	\$ 4.13	DHL Express AU	Surcharge
Joanna Andrew Total		\$ 380.02		
Coordinator Library and Town Hall				
Karen Wrigglesworth	1/02/2023	\$ 70.20	QUEENSLAND GOVT 2	Vehicle Registration Searches
Karen Wrigglesworth	7/02/2023	\$ 58.50	QUEENSLAND GOVT 2	Vehicle Registration Searches
Karen Wrigglesworth	8/02/2023	\$ 20.00	DIT - EZYREG	Vehicle Registration Searches
Karen Wrigglesworth	10/02/2023	\$ 26.10	DEPT OF JUSTICE-CTG PA	Court Transcript
Karen Wrigglesworth	14/02/2023	\$ 81.90	QUEENSLAND GOVT 2	Vehicle Registration Searches
Karen Wrigglesworth	17/02/2023	\$ 40.00	DIT - EZYREG	Vehicle Registration Searches
Karen Wrigglesworth	20/02/2023	\$ 84.00	MOTOR VEHICLE REG	Vehicle Registration Searches
Karen Wrigglesworth	20/02/2023	\$ 46.80	QUEENSLAND GOVT 2	Vehicle Registration Searches
Karen Wrigglesworth Total		\$ 427.50		
Supervisor Legal Compliance & Infringements				
Kathleen Gwynne	14/02/2023	\$ 187.60	LANDGATE	Landgate Lease Reg Fee - PHARMACY 777 - Regal Place Car Park
Kathleen Gwynne	14/02/2023	\$ 187.60	LANDGATE	Landgate Lease Transfer Fee-Bocellis Kiosk-City Station Conc
Kathleen Gwynne	16/02/2023	\$ 375.20	LANDGATE	Landgate Fee-Lease and Application Lodgment-Shop 1 City Station
Kathleen Gwynne Total		\$ 750.40		
Lawyer (Restricted Practitioner)				
Louise Vescovo	27/01/2023	\$ 418.99	BUNNINGS 751000	Screening panels
Louise Vescovo Total		\$ 418.99		
Alliance Manager City Events				
Lucy Zupan	24/01/2023	\$ 23.50	KMART 1278	Items for Aus Day stakeholder event
Lucy Zupan	25/01/2023	\$ 132.00	KWIK KOPY PRINTING	Items for stakeholder event - Aus Day
Lucy Zupan	27/01/2023	\$ 500.00	FACEBK *8AJZML33F2	Promotion of events within CoP
Lucy Zupan	2/02/2023	\$ 12.33	FACEBK *W6RPLMK2F2	Facebook advertising
Lucy Zupan	6/02/2023	\$ 37.80	OFFICEWORKS 0615	Aus Day event items for stakeholders
Lucy Zupan	6/02/2023	\$ 12.80	WOOLWORTHS 4365	Aus Day purchase for stakeholder event
Lucy Zupan	20/02/2023	\$ 89.00	OFFICEWORKS 0615	Hard drive for raw footage
Lucy Zupan Total		\$ 807.43		
Digital Channels Lead				
Natalie Langoulant	1/02/2023	\$ 480.00	JB HI FI ENEX PERTH	ICT Stock, 20 x display monitor cables
Natalie Langoulant	13/02/2023	\$ 60.00	FIX I.T EXPRESS	Commercial Parking, 2 x Google Pixel 7 covers
Natalie Langoulant	13/02/2023	\$ 99.90	JB HI FI ENEX PERTH	Commercial Parking, 2 x Google Pixel 7 covers
Natalie Langoulant	14/02/2023	\$ 356.29	TIME & PEOPLE PTY LTD	PTH and LIB, Time and People (Who's on Location)
Natalie Langoulant	16/02/2023	\$ 51.20	Soundtrack Your Brand	CSC-SOUND TRACK YOUR BRAND SUBSCRIPTION-FEB23
Natalie Langoulant	17/02/2023	\$ 145.69	TWILIO INC	CSC-TWILIO-INV-FEB23



City of Perth - Corporate Credit Card Transactions

Statement Period 21/01/2023 to 20/02/2023

Name	Statement Date	Amount	Merchant Name	Commit Description
Natalie Langoulant	17/02/2023	\$ 3.64	INTNL TRANSACTION FEE	CSC-TWILIO-TRANSACTION FEE
Natalie Langoulant Total		\$ 1,196.72		
Service Support Analyst				
Paul Anastas	13/02/2023	\$ 662.79	HILTON HOTEL AMERICAS	Accommodation - World Energy Cities Partnership
Paul Anastas	13/02/2023	\$ 662.79	HILTON HOTEL AMERICAS	Accommodation - World Energy Cities Partnership
Paul Anastas	13/02/2023	\$ 30.43	USCUSTOMS ESTA APPL PM	Travel costs
Paul Anastas	13/02/2023	\$ 16.57	INTNL TRANSACTION FEE	Travel costs
Paul Anastas	13/02/2023	\$ 16.57	INTNL TRANSACTION FEE	Travel costs
Paul Anastas	13/02/2023	\$ 0.76	INTNL TRANSACTION FEE	Travel costs
Paul Anastas	13/02/2023	\$ 30.35	USCUSTOMS ESTA APPL PM	Travel costs
Paul Anastas	13/02/2023	\$ 903.14	8883O84415* CAMBRIAHOT	Accommodation Exp
Paul Anastas	13/02/2023	\$ 0.76	INTNL TRANSACTION FEE	Travel costs
Paul Anastas Total		\$ 2,324.16		
Executive Assistant to Lord Mayor and Councillors				
Rachel Eaton	9/02/2023	\$ 71.41	Epidemic Sound AB	Royalty free music subscription
Rachel Eaton	9/02/2023	\$ 1.79	INTNL TRANSACTION FEE	Royalty free music subscription
Rachel Eaton	13/02/2023	\$ 69.00	STK*Shutterstock	Royalty free image subscription
Rachel Eaton	20/02/2023	\$ 13.19	REV.COM	Royalty free image purchase
Rachel Eaton Total		\$ 155.39		
Creative Services Lead				
Rahul Saini	1/02/2023	\$ 89.85	SP LATESTBUY	Citizenship Display book
Rahul Saini	2/02/2023	\$ 1,821.63	jacksonsart.com Fome :	Easels for LM Office
Rahul Saini	20/02/2023	-\$ 39.95	SP LATESTBUY	LatestBuy Order LB-SY-4386 Refund
Rahul Saini Total		\$ 1,871.53		
Catering Supervisor				
Siobhan Glynn	27/01/2023	\$ 89.98	EDUCATIONAL ART SUPP	2 x Art Folio Plastic with Zip A2
Siobhan Glynn	27/01/2023	\$ 20.00	FACEBK *QQJVBW7YH2	Advertising Event - Louise Helfgott - 21 Jan 2023 - 25 Jan 2023
Siobhan Glynn	27/01/2023	\$ 160.00	ST JOHN AMBULANCE AUST	Provide First Aid Training - Nick Gough - 2 March 2023
Siobhan Glynn	30/01/2023	\$ 69.20	SKEDDA.COM	Skedda Premium - 29 Jan - 28 Feb 2023
Siobhan Glynn	30/01/2023	\$ 1.73	INTNL TRANSACTION FEE	International Transaction Fee for Skedda 29 Jan - 28 Feb 2023
Siobhan Glynn	31/01/2023	\$ 12.98	OFFICEWORKS	1 x Pk Avery 40mm round labels
Siobhan Glynn	3/02/2023	\$ 131.20	AQUILA CHILDRENS MAG	Subscription to Aquila Childrens Magazine
Siobhan Glynn	3/02/2023	\$ 3.28	INTNL TRANSACTION FEE	International Transaction Fee
Siobhan Glynn	13/02/2023	\$ 20.00	FACEBK *E236LMFYH2	Advertising on Facebook - Library Lovers Day - 6/2 - 11/2/23
Siobhan Glynn Total		\$ 508.37		
Administration Support Officer Library				
Simon Tsen	27/01/2023	\$ 2,388.00	Melbourne IT	ICT-MELBOURNE IT MULTIDOMAINS RENEWAL
Simon Tsen	30/01/2023	\$ 67.84	Live Chat	CSC-LIVECHAT MS DYNAMICS CASES 1MTH JAN23
Simon Tsen	30/01/2023	\$ 1.70	INTNL TRANSACTION FEE	CSC-LIVECHAT MS DYNAMICS TRANSACTION FEE
Simon Tsen	3/02/2023	\$ 144.52	GOOGLE*CLOUD VVKNTG	CCU-GOOGLE CLOUD SUBSCRIPTION-JAN23
Simon Tsen	8/02/2023	\$ 29.00	OMNY STUDIO	ACH-OMNY STUDIO-FEB23
Simon Tsen	8/02/2023	\$ 178.00	Melbourne IT	ICT-MELBOURNE IT MULTIDOMAINS RENEWAL
Simon Tsen	9/02/2023	\$ 7.29	Live Chat	CSC-LIVECHAT GOOGLE ANALYTICS MONTHLY FEB23
Simon Tsen	9/02/2023	\$ 0.18	INTNL TRANSACTION FEE	CSC-LIVECHAT GOOGLE ANALYTICS TRANSACTION FEE
Simon Tsen	8/02/2023	\$ 60.00	MYOB AUSTRALIA	LMDRF-MYOB MONTHLY SUBSCRIPTION FEB23
Simon Tsen	13/02/2023	\$ 385.04	MAILCHIMP *MISC	CCU-MAILCHIMP MONTHLY SUBSCRIPTION-FEB23
Simon Tsen	13/02/2023	\$ 126.39	Mailchimp	CPP-MAILCHIMP MONTHLY SUBSCRIPTION-FEB23
Simon Tsen	13/02/2023	\$ 68.39	MAILCHIMP *MISC	ACH-HERITAGEPERTH-MAILCHIMP-FEB23
Simon Tsen	13/02/2023	\$ 72.37	BOTENGINE.AI	CSC-CHATBOT.COM-BOTENGINE.AI-STARTER PLAN-FEB23
Simon Tsen	13/02/2023	\$ 57.88	TWILIO INC	CSC-TWILIO-INV-FEB23
Simon Tsen	13/02/2023	\$ 1.81	INTNL TRANSACTION FEE	CSC-CHATBOT.COM-BOTENGINE TRANSACTION FEE
Simon Tsen	13/02/2023	\$ 1.45	INTNL TRANSACTION FEE	CSC-TWILIO-TRANSACTION FEE
Simon Tsen	14/02/2023	\$ 9.99	APPLE.COM/BILL	ICT-APPLETVPLUS MONTHLY SUB-FEB23
Simon Tsen	15/02/2023	\$ 5,788.94	WWW.PAESSLER.COM	ICT-PAESSLER-PRTG MONITORING RENEWAL FEB2023-FEB2024
Simon Tsen	15/02/2023	\$ 144.72	INTNL TRANSACTION FEE	ICT-PAESSLER-PRTG MONITORING TRANSACTION FEE
Simon Tsen	14/02/2023	\$ 444.00	OFFICEWORKS	ICT-OFFICEWORKS WIRELESS KB M CORPORATE MGMT USE
Simon Tsen	20/02/2023	\$ 16.15	ATLASSIAN	ICT-ATLASSIAN TRANSACTION FEE FEB23
Simon Tsen	20/02/2023	\$ 0.40	INTNL TRANSACTION FEE	ICT-ATLASSIAN MONTHLY SUBSCRIPTIONS FEB23
Simon Tsen Total		\$ 9,994.06		



City of Perth - Corporate Credit Card Transactions

Statement Period 21/01/2023 to 20/02/2023

Name	Statement Date	Amount	Merchant Name	Commit Description
Service Support Analyst				
Yvonne Honmon	27/01/2023	\$ 28.00	WANEWSDTI	West Australian
Yvonne Honmon	6/02/2023	\$ 15.00	FAIRFAX SUBSCRIPTIONS	WA Today digital subscription Feb 2023
Yvonne Honmon	7/02/2023	\$ 628.00	FAIRFAX SUBSCRIPTIONS	Australian Fin Review digital sub 12 mths
Yvonne Honmon	14/02/2023	\$ 100.98	Diversified Exhibition	Principal ED attendance 2023 AOG opening
Yvonne Honmon	14/02/2023	\$ 100.98	Diversified Exhibition	ED attendance at 2023 AOG opening event
Yvonne Honmon	14/02/2023	\$ 59.41	CURTIN UNIVERSITY	ED officer tourism attendance at BCEC and TRC 2023 rpt
Yvonne Honmon	16/02/2023	\$ 20.00	EB *An Unfinished Life	ED officer attendance Neolixir AMR Awareness event 3 Mar
Yvonne Honmon	17/02/2023	\$ 40.00	NEWS LIMITED	Corporate digital subscription The Australian
Yvonne Honmon	20/02/2023	\$ 250.00	BUSINESS NEWS PTY LT	D McCulloch attendance Business News Cyber Security Conf
Yvonne Honmon Total		\$ 1,242.37		
Principal Economic Development Officer				
Grand Total		\$ 21,692.91		

14.3 Corporate Business Plan 2022/23-2025/26 Progress Report 3

Responsible Officer	Melissa Murphy – General Manager Corporate Services
Voting Requirements	Simple Majority
Attachments	Attachment 14.3A – Corporate Business Plan Quarterly Progress Report 3

Purpose

To inform Council of the progress made against the Corporate Business Plan 2022/23-2025/26 during the quarter 1 January to 31 March 2023.

Recommendation

That Council ENDORSES the Corporate Business Plan Quarterly Progress Report 3 for the period 1 January to 31 March 2023, as contained in Attachment 14.3A.

Background

1. The Corporate Business Plan 2022/23-2025/26 (CBP) was adopted by Council at its Ordinary Meeting held 26 July 2022. The CBP sets out the City's priorities for the next four years, guided by the Strategic Community Plan 2022-2032.
2. The City provides quarterly progress reports to Council on the progress of the deliverables set out in the CBP. The first and second quarterly reports were endorsed by Council at its Ordinary Meetings held 22 November 2022 and 28 February 2023, respectively.

Discussion

3. Of the 71 deliverables currently scheduled for the 2022/23 financial year:
 - a. 19 (27%) have been delivered
 - b. 47 (66%) are on track
 - c. 4 (6%) are on watch
 - d. 1 (1%) are delayed.
4. Eleven deliverables (15%) were achieved during the quarter:

Project/program	Deliverables achieved	Comments
Strengthen CCTV infrastructure	Six new CCTV cameras installed	Expansion project complete and commissioned, with renewal works scheduled for completion by April 2023.
Christmas Lights Trail	Trail delivered	The Rio Tinto Christmas Lights Trail launched on 18 November 2022 with 35 installations over 6km. The Trail continued over 46 nights, concluding 2 January 2023 and featured a diverse entertainment program.
Australia Day celebration	City of Perth's celebration delivered	Australia Day celebration was successfully delivered through the Birak Concert and a 500-piece drone display with fireworks, with attendance of approximately 55,000.
City of Light shows	A series of City of Light shows delivered	The City of Light Shows were successfully delivered at Langley Park and Elizabeth Quay, with over 89,000 people over six nights from November to February.
Retail Core Refresh	Work commenced	Work has commenced and is scheduled for completion in April 2023.
Parkway streetscape upgrade	Work commenced	Work has commenced and is scheduled for completion in July 2023.
Entry statements to the city	Consultation summary and draft design provided to Elected Members for consideration	A consultation summary and draft design were presented to the Elected Member Engagement Session on 7 February 2023. Additional information is being prepared for a further presentation to Elected Members during quarter 4.

Project/program	Deliverables achieved	Comments
Upgrade City business systems to a cloud-based platform (City of Perth Technology Strategy, Year 1 of 4)	Corporate systems upgrade implementation commenced	At its Ordinary Meeting held 28 March Council supported a change of strategic pathway. The scope has changed to the extent that it is no longer achievable in its entirety within this financial year. Procurement processes are anticipated to commence during quarter 4 in accordance with the new pathway and the upgrade of corporate systems has been implemented to the extent possible in accordance with the original pathway.
Annual equipment and infrastructure renewal program	ICT and 2022/23 annual program completed	The program is complete.
Historic Record Review program (Year 1 of 3)	Year 1 of the program completed	Year 1 of the program is complete, three months ahead of schedule, with almost 1,900 record boxes reviewed and over 13 tonnes of physical records disposed.
Emergency Management Framework	Framework completed	Framework completed and adopted by the Executive Leadership Team during the quarter.

5. While this report only covers progress up to the end of quarter 3 (31 March 2023), it is noted that a further two deliverables were achieved shortly after. These deliverables will be formally reported as achieved in the quarter 4 report. They are:

Project/program	Deliverables achieved	Comments
Main Street Refresh	Prioritisation plan and early design work for nominated streets provided to Elected Members for consideration	Prioritisation plan presented to the Elected Member Engagement Session on 12 July 2022. Design ideas for priority streets were presented to the Elected Member Engagement Session on 4 April 2023.
Public Toilet Plan	Plan reviewed and outcomes report provided to Elected Members for consideration	Draft plan presented to the Elected Member Engagement Session on 4 April 2023.

Consultation

Nil.

Decision Implications

Nil.

Strategic, Legislative and Policy Implications

Strategy	
Strategic Pillar (Objective)	A Well-Governed City
Related Documents (Issue Specific Strategies and Plans):	Strategic Community Plan – Articulates the community’s vision for the city. The Corporate Business Plan sets out how the City plans to deliver this vision.

Legislation, Delegation of Authority and Policy	
Legislation:	<p>Section 2.7 of the <i>Local Government Act 1995</i> provides that Council is responsible for the performance of the local government’s functions.</p> <p>Section 5.56 of the <i>Local Government Act 1995</i> requires a local government to plan for the future of the district.</p> <p>Regulation 19DA of the <i>Local Government (Administration) Regulations 1996</i> establishes the requirements for a Corporate Business Plan, including adoption and modification.</p>
Authority of Council/CEO:	<p>Under the Act and Regulations, the Council is responsible for the performance of the City’s functions and setting the Corporate Business Plan. Accordingly, it is appropriate for Council to receive regular updates on the progress of this plan.</p> <p>Regulation 19DA(6) of the <i>Local Government (Administration) Regulations 1996</i> requires that a Corporate Business Plan, or modifications of such a plan, be considered and adopted by an absolute majority of Council.</p>
Policy:	Nil.

Financial Implications

Nil.

Further Information

6. Questions and responses prior to the Ordinary Council Meeting are as follows.

	Question	Response
1.	Why is the “Upgrade City business systems to a cloud-based platform (City of Perth Technology Strategy, Year 1 of 4” classified as “achieved”? Shouldn’t it be “not progressed”?	<p>The project titled “Upgrade City business systems to a cloud-based platform (City of Perth Technology Strategy, Year 1 of 4)” has two deliverables listed for FY2022/23:</p> <ol style="list-style-type: none"> 1. Procurement processes completed 2. Corporate systems upgrade implementation commenced. <p>The first deliverable is reported as “delayed” for the reasons listed in the report. The second deliverable is reported as “delivered” because implementation has occurred through the recent completion of major updates to TechnologyOne, Infor Pathway and Hansen. The updates were not dependent on procurement to align with a specific cloud-based platform but were required to ensure the data held in the City’s current systems is ‘cloudable’ or able to be migrated. This work aligns with the new strategic pathway supported by Council at its Ordinary Meeting held 28 March.</p>

Council Resolution (OCM-23/04-008)

Mover: Councillor Rebecca Gordon

Seconded: Councillor Brent Fleeton

That Council ENDORSES the Corporate Business Plan Quarterly Progress Report 3 for the period 1 January to 31 March 2023, as contained in Attachment 14.3A.


CARRIED UNOPPOSED (7/0)

For : Lord Mayor Basil Zempilas; Deputy Lord Mayor Liam Gobbert; Councillors Sandy Anghie, Clyde Bevan, Brent Fleeton, Rebecca Gordon, and Catherine Lezer

Against : Nil



Corporate Business Plan
2022/23 – 2025/26
Quarterly Progress Report 3: 1 January – 31 March 2023



Acknowledgement of Traditional Custodians

We acknowledge the Whadjuk Nyoongar people, Traditional Owners of the lands and waters where the City of Perth is today and pay our respects to Elders past and present. Nyoongar peoples are the original inhabitants and Traditional Owners of the South West of Western Australia.

While Nyoongar is identified as a single language there are variations in both pronunciation and spelling – Noongar, Nyungar, Nyoongar, Nyoongah, Nyungah, Nyugah, Yungar and Noonga. The City of Perth uses 'Nyoongar' which is reflected throughout this document.

The purpose of the quarterly reports

The quarterly progress reports keep the Council and the community informed about the City's progress against the four-year Corporate Business Plan (CBP). They provide a summary of the progress made on each project and program set out in the CBP. This provides an opportunity for Elected Members and other stakeholders to monitor progress, ask questions and hold the City to account on its commitments for the financial year.

Each report covers a quarter, or three months, of the financial year. This report covers the third quarter for 2022/23, which spans 1 January to 31 March 2023.

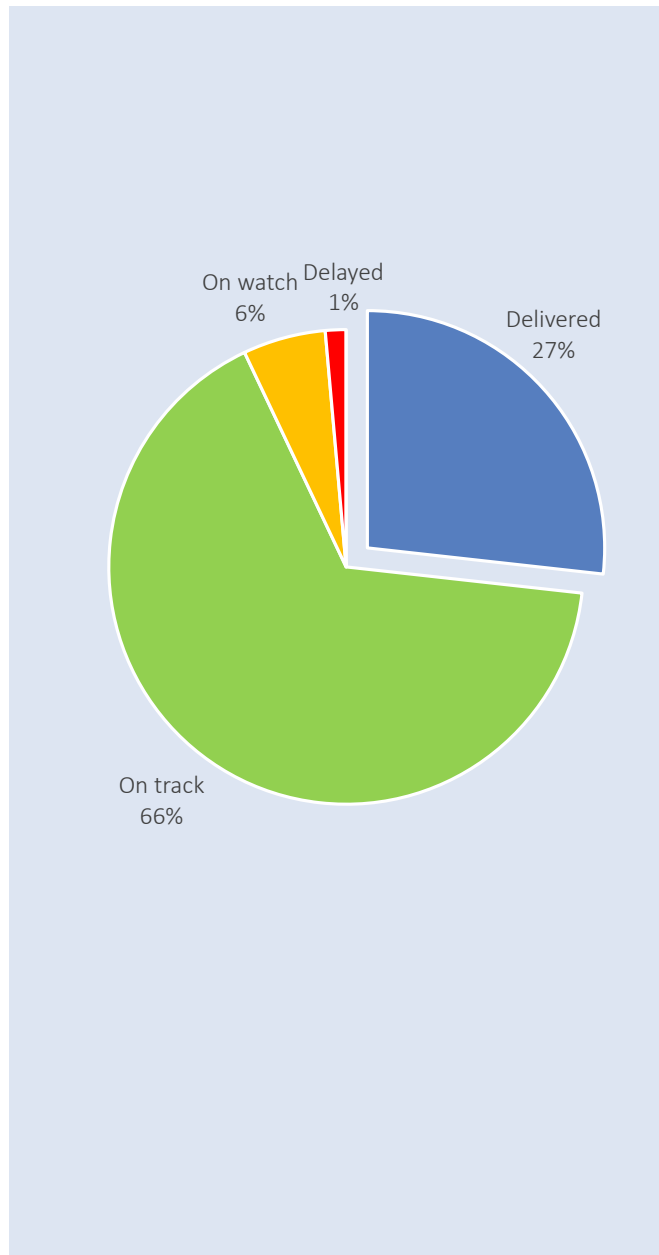
Strategic alignment

The Strategic Community Plan 2022-2032 (SCP) is the City's primary strategic document. It guides us towards the community's vision.

The city is liveable, sustainable and prosperous for current and future generations.

The CBP is the City's response to this vision, and the goals and objects that will help achieve it. Each focus area in the CBP, and the projects, programs and deliverables within them, aligns with one or more goal and objective from the (SCP).

Strategic Pillar	Goal	Objective
Liveable	L1 A safe, active, vibrant and connected community	L1.1 The city is a safe place for all to live, work, study and play
		L1.2 The community is active, vibrant and connected
	L2 An inclusive community, with distinctive and thriving neighbourhoods	L2.1 Diversity in the community is acknowledged, catered for and celebrated
		L2.2 Perth's six neighbourhoods are thriving
Sustainable	S1 A well-planned, designed and managed city	S1.1 The city is designed for people
		S1.2 The city meets today's needs while ensuring sustainability for the future
	S2 A resource efficient, climate-conscious, green city	S2.1 The City is a leader in environmental sustainability
		S2.2 Perth's community are leaders in environmental sustainability
Prosperous	P1 A smart and innovative city on a strong growth path	P1.1 Perth knows and plays to its strengths
		P1.2 Perth amplifies and leverages its image and presence on the national and world stage
	P2 Job rich, with economic sector development and thriving small businesses	P2.1 The City is 'open for business'
		P2.2 Local neighbourhoods are well served by local businesses
		P2.3 The city is buzzing with life after dark
A Well-Governed City	G1 A Leading Council	G1.1 The Council represents the City effectively
		G1.2 The Council is a responsible steward of the City of Perth's commitments to the community, finances and assets
	G1 A high performing organisation	G2.1 The City of Perth local government is a high performing organisation
		G2.2 The City collaborates effectively with key partners



Progress on deliverables

Our projects and programs over the next four years are centred on specific focus areas. In 2022/23 we are committed to specific deliverables in each focus area. These are delivered through efficient project management, effective governances and a strategic budget cycle.

Understanding the project status

A traffic light is provided against each deliverable. This indicates the status (see legend). Progress comments are also provided, which summarise key activities, challenges and achievements during the quarter.

Legend	Count
✔ Delivered The City's work is done or sufficiently complete that the deliverable is in use.	19 (27%)
● On track Work is progressing or yet to commence and is expected to be completed on schedule.	47 (66%)
● On watch There is a risk of delays, but the City is taking steps to effectively manage the risk.	4 (6%)
● Delayed Work has encountered significant challenges and is unlikely to be completed on schedule.	1 (1%)
✘ Not progressed The deliverable has been cancelled or deferred beyond FY2022/23.	0 (0%)

Key achievements

Delivered this quarter

- ✓ **CCTV infrastructure expansion program**
New cameras installed at six locations across the City
- ✓ **Australia Day celebration**
55,000 people attended the Birak Concert and a 500-piece drone display
- ✓ **City of Light shows**
89,000 people attended six shows delivered from November to February
- ✓ **Retail Core Refresh commencement**
Work commenced, completion scheduled for April 2023
- ✓ **Parkway streetscape upgrade commencement**
Work commenced, completion scheduled for July 2023
- ✓ **Entry statements to the city**
The draft design was presented to Elected Members in February
- ✓ **Upgrade of City business systems (Year 1 of 3) commenced**
Completed to the extent possible, new pathway approved in March
- ✓ **Annual ICT renewal program**
Delivered on budget and ahead of schedule
- ✓ **Historic Record Review program – Year 1**
Almost 1,900 boxes reviewed and 13 tonnes of records disposed
- ✓ **Emergency Management Framework**
Adopted by ELT during the quarter.
- ✓ **eScooter hire scheme**
Trial commenced on 18 March

Projects underway

- **Property portfolio projects** – Council House level 3 lease progressing
A leasing agent has been appointed and negotiation has begun with a potential tenant.
- **Urban Forest tree infill program** – Implementation is ongoing
The 2023 planting season begins in April, with 61 trees to plant by the end of June.

Challenges

- **Roe Street Enhancement (City Deal)** – Works nearing completion
Construction continues, despite delays, and completion is expected during quarter 4. See CIBN issued 24 March 2023 for further detail.
- **Upgrade of City business systems** – Procurement processes delayed
At its Ordinary Meeting held 28 March Council supported a change of strategic pathway. The scope has changed to the extent that it is no longer achievable in its entirety within this financial year.
Procurement processes are anticipated to commence during quarter 4 in accordance with the new pathway. The upgrade of corporate systems has been implemented to the extent possible in accordance with the original pathway.

Progress comments















This section provides a summary of progress against each project/program and deliverable in the Corporate Business Plan.

Project or program	Deliverables for 2022/23	Progress comments
A01 Celebrate our culture and heritage L1.2 L2.1 S1.1 P1.1 P1.2 P2.3		
Heritage Perth month	● Heritage events delivered	City of Perth Boorloo Heritage Festival on track for delivery over April with 97 events included, largely community-led, across all neighbourhoods. Additional grant funding secured from the Heritage Council WA.
Whadjuk Nyoongar walking trails	● Trails delivered	Consultation with the City's Elders Advisory Group undertaken for updates to the Walking Trails. Work is in progress to update design and include on the City's Trails App.
LGBTQIA+ walking tour	● Tour delivered	The Lion Never Sleeps walking tour to be delivered 28-30 April as part of the City of Perth Boorloo Heritage Festival.
Cultural Development Plan	● Plan reviewed ● Outcomes provided to Elected Members for consideration	Plan audited and reviewed internally. Additional consultation with Culture and Arts Advisory Group undertaken in March. Presentation to be provided to Elected Members during quarter 4.
A02 Deliver safe and supportive spaces and services L1.1 L1.2 L2.1 S1.1 G2.2		
Safe Night Space (SNS) for women	● Service delivered	At its Ordinary Meeting held 28 February 2023, Council endorsed the extension of the Safe Night Space services until 30 November 2023 and endorsed the resumption of the Rod Evans Centre as a community centre after this date.
Social Needs Analysis	● Outcomes report provided to Elected Members for consideration	The literature review and case study for 2 Plain St, East Perth has been provided. The Social Needs Analysis report will be presented to an Elected Member Engagement Session during quarter 4.
Social Health and Wellbeing Plan	● Plan provided to Council for consideration	This Plan is a legislative requirement of the <i>Public Health Act 2016</i> . An outline of the draft plan will be provided to an Elected Member Engagement Session during quarter 4.
Strengthen CCTV infrastructure	✓ Six new CCTV cameras installed ● 35 CCTV cameras replaced at key locations	Expansion project complete and commissioned, with renewal works scheduled for completion by April 2023.
A03 Deliver and support diverse events and activations across the city L1.2 L2.1 L2.2 P2.3 G1.1 G2.2		
Christmas Lights Trail	✓ Trail delivered	The Rio Tinto Christmas Lights Trail launched on 18 November 2022 with 35 installations over 6km. The Trail continued over 46 nights, concluding 2 January 2023 and featured a diverse entertainment program.
Australia Day celebration	✓ City of Perth's celebration delivered	Australia Day celebration was successfully delivered through the Birak Concert and a 500-piece drone display with fireworks, with attendance of approximately 55,000.

Project or program	Deliverables for 2022/23	Progress comments
City of Light shows	<ul style="list-style-type: none"> ✔ A series of City of Light shows delivered 	The City of Light Shows were successfully delivered at Langley Park and Elizabeth Quay, with over 89,000 people over six nights from November to February.
A04 Develop strategic plans that guide growth and development 		
UWA + QEII Precinct Plan	<ul style="list-style-type: none"> ● Draft technical studies completed ● Precinct Plan commenced 	The tender documentation is being finalised for consultants to prepare the Precinct Plan and a number of supporting technical appendices required by State Planning Policy 7.2 - Precinct Design. As part of the Local Water Management Strategy, background modelling has been completed to consider future development scenarios. All information from utility providers has been received to complete the Servicing and Infrastructure Utilities Report. As part of the Transport Impact Assessment (TIA) Report, intervention measures have been developed for three development scenarios. The Technical Studies component is now on watch because State Government is requiring closer collaboration on multiple transport planning initiatives within the precinct, which could potentially impact timing of completion of the TIA. It is currently unclear how much time this may take and is outside the City's control.
Local Planning Scheme No. 3	<ul style="list-style-type: none"> ● Draft land use and built-form controls ● Draft heritage and character design guidelines 	Work on land use permissibilities is well progressed to inform land use zones. Built form controls for the character and heritage areas are well progressed and drafting of design guidelines is underway. Built form controls for the remainder of the city will be progressed once those for the character and heritage areas are finalised. There have been minor delays in the delivery of the work due to the complexity of the built form controls in the character and heritage areas, resulting in City staff having to invest unanticipated time working with the consultant team to resolve. Challenges associated with the set-up of the ArcGIS Urban 3D modelling software and staff movements in both the City and consultant teams have also contributed to delays. It is expected that work will be substantially completed by June 2023 but finalisation of draft built form controls for some of the areas outside the character and heritage areas will be finalised in quarter 1 of FY2023/24.
Public Toilet Plan	<ul style="list-style-type: none"> ● Plan reviewed and outcomes report provided to Elected Members for consideration 	Draft Public Toilet Plan finalised and will be presented to Elected Members at the Elected Member Engagement Session in April.
A05 Develop and review local laws and other regulatory mechanisms that support the community's vision 		
Parking Local Law	<ul style="list-style-type: none"> ● Draft Parking Local Law provided to Elected Members for consideration 	The Parking Amendment Local Law is being prepared for Council approval to advertise.
Council and operational policies	<ul style="list-style-type: none"> ● Policies reviewed in accordance with the Policy Review Workplan 	Policy review is up to date in accordance with the workplan.

Project or program	Deliverables for 2022/23	Progress comments
A06 Enhance our streetscapes and laneways with infrastructure and culture L1.2 L2.2 S1.1 P1.1 P1.2 G1.2		
Northbridge laneway upgrades	● Draft designs provided to Elected Members for consideration ¹	Design documentation have been completed and will be presented to Elected Members during quarter 4.
Claisebrook Cove Public Realm Rectification Plan	● Draft Plan provided to Elected Members for consideration	Design ideas will be presented to the Elected Member Engagement Session in April. Feedback from Elected Members will then inform development of a concept plan and preparation for community consultation will commence.
Thomas Street/Winthrop Avenue upgrade	● Median island irrigation installed along Winthrop Ave and Thomas Street	Works to install irrigation will commence in April 2023.
Retail Core Refresh	<ul style="list-style-type: none"> ✓ Draft Murray Street Mall plan provided to Elected Members for consideration ✓ Work commenced 	Work has commenced and is scheduled for completion in April 2023.
Parkway streetscape upgrade	✓ Work commenced	Work has commenced and is scheduled for completion in July 2023.
Roe Street Enhancement (City Deal)	● Construction works completed	Construction continues, despite delays, and completion is expected during quarter 4. See CIBN issued 24 March 2023 for further detail.
Entry statements to the city	✓ Consultation summary and draft design provided to Elected Members for consideration	A consultation summary and draft design were presented to the Elected Member Engagement Session on 7 February 2023. Additional information is being prepared for a further presentation to Elected Members during quarter 4.
Main Street Refresh	● Prioritisation plan and early design work for nominated streets provided to Elected Members for consideration	Design ideas will be presented to the Elected Member Engagement Session in April. Feedback from Elected Members will then inform development of a concept plan and preparation for community consultation will commence.
Forgotten Spaces Strategy	● Reviewed strategy and project prioritisation provided to Elected Members for consideration	Central Perth and Northbridge Laneway Study and project prioritisation completed and presented to the Elected Member Engagement Session on 14 March 2023. The updated Forgotten Spaces strategy (Episode Two) will be completed during quarter 4.
A07 Transform our existing business systems into an efficient and industry-leading solution G1.2 G2.1		
Upgrade City business systems to a cloud-based platform (City of Perth Technology Strategy, Year 1 of 4)	<ul style="list-style-type: none"> ● Procurement processes completed ✓ Corporate systems upgrade implementation commenced 	At its Ordinary Meeting held 28 March Council supported a change of strategic pathway. The scope has changed to the extent that it is no longer achievable in its entirety within this financial year. Procurement processes are anticipated to commence during quarter 4 in accordance with the new pathway. The upgrade of corporate systems has been implemented to the extent possible in accordance with the original pathway.
Cyber Security Upgrade program (Year 1 of 3)	✓ Year 1 of the program completed	Cyber security hardware installed and in production.

¹ This project is subject to City Deal funding.

Project or program	Deliverables for 2022/23	Progress comments
A08 Embed sustainable practices in our business and the community		
Pier Street solar panels	 Panels installed	The solar panels and accompanying batteries, EV chargers and data reporting are active.
Sustainability Strategy Implementation Plan	 Draft Plan provided to Elected Members for consideration	A list of potential projects/actions has been developed and is under review by internal teams to determine capacity to deliver. A draft report is being developed and will be presented to an Elected Member Engagement Session during quarter 4.
Integrated Water Management Plan	 Draft Plan provided to Elected Members for consideration	Internal workshops have been completed and a draft plan will be presented to an Elected Member Engagement Session during quarter 4.
Sustainable City Report	 Draft report presented to Elected Members for consideration	Research and interviews with other major capital cities have been completed to identify effective mechanisms to move existing buildings towards net zero. This work will inform recommendations for influencing building owners to improve sustainability within existing buildings. Planning incentives and provisions for sustainability initiatives in new buildings are currently being considered for inclusion in new Local Planning Scheme No. 3 and associated policies. A report will be presented to an Elected Member Engagement Session during quarter 4.
Bin audit and waste stream analysis	 Audit complete and report received by the City	Waste Composition Audit collections have been completed. The audit report for 2022 has been received and the final audit report for 2023 is anticipated during quarter 4.
A09 Renew and maintain our assets and infrastructure		
Annual asset renewal and maintenance program	 2022/23 annual program completed	Overall program on track. Works have been scheduled to align with asphaltting contractor availability between January and June 2023.
Annual ICT equipment and infrastructure renewal program	 2022/23 annual program completed	The program is complete.
Property portfolio projects having regard for the Feb 2022 Property Portfolio Review report	 Council House level 3 lease progressed	A leasing agent has been appointed and negotiation has commenced with a prospective tenant.
	 Pier Street retail cluster feasibility study completed	Design team appointed. External stakeholder engagement completed to help inform potential demand and updated physical property survey now completed.
	 Tattersall's Bowling Club site options analysis commenced	The Social Needs Analysis for the site has been received and an options analysis is expected to commence in quarter 4, subject to procurement of a suitable specialist.
	 Citiplace feasibility study commenced	Option analysis being developed. Confidential discussions continuing with third party.
	 36-38 Thomas Street business case commenced	An Expression of Interest was completed and one applicant has been identified to progress to tender. Work is expected to commence in quarter 4, subject to a successful tender outcome.

Project or program	Deliverables for 2022/23	Progress comments
	<ul style="list-style-type: none"> Property management systems and process review commenced 	A review of the request to execute lease process is complete. Improvements to the leasing process are being implemented.
Annual property classifications review	<ul style="list-style-type: none"> Reviewed classifications provided to Elected Members for consideration 	Classifications considered by Council at its Ordinary Meeting held 22 November, as part of the revised Council Policy 2.7 <i>Property Performance, Investment and Disposal</i> .
A10 Improve organisational efficiency and performance L1.1 G1.2 G2.1		
Historic Record Review program (Year 1 of 3)	<ul style="list-style-type: none"> Year 1 of the program completed 	Year 1 of the program is complete, three months ahead of schedule, with almost 1,900 record boxes reviewed and over 13 tonnes of physical records disposed.
Workforce Learning and Development Framework	<ul style="list-style-type: none"> Framework completed Rollout commenced 	A draft framework is complete. A role-based training matrix for high-risk roles across the City is in first draft and verification and validation of the matrix content has commenced. A learning and development calendar is being developed for FY2023/24 rollout.
Corporate Governance Framework	<ul style="list-style-type: none"> Framework completed 	Planning for the development and drafting of the framework has progressed. Benchmarking has commenced against other capital cities, tier 1 local WA local governments and state government agencies.
Emergency Management Framework	<ul style="list-style-type: none"> Framework completed 	Framework completed and adopted by the Executive Leadership Team during the quarter.
A11 Improve the safety and connectivity of our transport network L1.1 L1.2 S1.1 S1.2 P2.1 G1.2 G2.1 G2.2		
Thomas Street/Winthrop Avenue bike path project	<ul style="list-style-type: none"> Bike path between Stirling Highway and Aberdare Road constructed 	Design complete and construction will commence in April following final utilities approvals.
Wayfinding Signage Implementation Plan	<ul style="list-style-type: none"> Plan completed Signage rollout commenced 	Manufacturing of signage is underway. Fingerboard and flag signs are to be installed before the end of June 2023.
Annual Road Safety and Network Improvement program	<ul style="list-style-type: none"> Ongoing implementation of the program 	Terrace Road stakeholder consultation has been completed. Ministerial approval was received to convert Via Torre Lane to one-way. Main Roads WA to install new signage and line-marking in Via Torre Lane before the end of April 2023. Design work for the William/Esplanade intersection is underway and the Hay/Harvest intersection modifications are currently progressing through the Main Roads WA approval processes.
Hostile vehicle protection works	<ul style="list-style-type: none"> Mitigation work at Langley Park and Supreme Court Gardens completed 	Construction is underway and scheduled for completion during quarter 4.
Hay Street East End two-way conversion	<ul style="list-style-type: none"> Design for Bennett Street to Victoria Avenue completed 	Detailed design underway for completion during quarter 4.
Bus Stop upgrades (City Deal)	<ul style="list-style-type: none"> Ongoing implementation of the program 	Manufacture of 12 new bus shelters is complete and installation will commence during quarter 4. Manufacture and installation of the remaining 26 shelters is ongoing and will continue into FY2023/24, as planned.

Project or program	Deliverables for 2022/23	Progress comments
eScooter hire scheme	✔ eScooter trial commenced ²	The e-Scooter trial commenced on 18 March 2023.
A12 Protect and enhance our natural spaces S1.2 S2.1 S2.2 G1.2		
Heirisson Island riverbank renewal (Year 1 of 2)	● Design completed	Officers are working closely with the Causeway Link Alliance and the Department of Biodiversity, Conservation and Attractions to achieve a coordinated design solution with the new Causeway Pedestrian and Cycle Bridge.
Claisebrook river wall renewal (Year 1 of 3)	● 2022/23 scheduled works completed	Construction works are progressing. Higher tides than usual has meant that areas of work have had to be adjusted.
Urban Forest tree infill program	● Ongoing implementation of the program	The 2023 planting season will commence in April, with 61 new trees to plant by the end of June.
A13 Enhance our parks, recreation areas and play spaces L1.2 S1.1 G1.2		
Park furniture and infrastructure renewals	● Ongoing implementation of the program	Installation of all furniture is complete. Awaiting Western Power works for last BBQ installation, expected during quarter 4.
Ozone Park boardwalk replacement	● Completion of works	Procurement underway. Scheduled for completion during quarter 4.
Play space renewals program	● Point Fraser playspace installed	Equipment installation is well advanced. A structural defect of an existing shade structure has been identified and is being resolved as urgent work.
A14 Improve the customer experience across key service areas L1.2 P2.1 G1.2 G2.1		
Customer Experience service review	✔ Report from Customer Service Institute of Australia delivered	Report received during quarter 1 and reviewed for improvement opportunities.
Library service review	✔ Report provided to Elected Members for consideration	Report provided to Elected Members through an Elected Members Engagement Session during quarter 1.
Complaints Management Framework	● External review completed	The external review by an independent expert is underway.
A15 Support local businesses and attract investment S1.2 P1.1 P2.1 G1.1		
Technology Action Plan	● Draft Plan provided to Elected Members for consideration	A workshop with more than 30 stakeholders was held in February and was well received. Workshop outputs will inform the final draft of the Tech Action Plan, which is expected to be presented to an Elected Member Engagement Session during quarter 4.
Marketing for City of Perth Parking	● Campaign rollout completed	Marketing campaign live as of 12 March. Due to run through to the end of April.

² This project is subject to successful tender outcomes.

15. Chief Executive Officer Reports

15.1 City of Perth Inquiry Recommendations - Quarterly Progress update - Q3 (1 January - 31 March 2023)

Responsible Officer	Michelle Reynolds – Chief Executive Officer
Voting Requirements	Simple Majority
Attachments	Attachment 15.1A – Recommendations of the Inquiry into the City of Perth Quarterly Progress Update - March 2023 - update report

Purpose

To provide Council with an update on the progress of the recommendations from the Inquiry into the City of Perth.

Recommendation

That Council RECEIVES the quarterly (Q3 2022/23, 1 January – 31 March 2023) progress update on the remaining recommendations from the Inquiry into the City of Perth.

Background

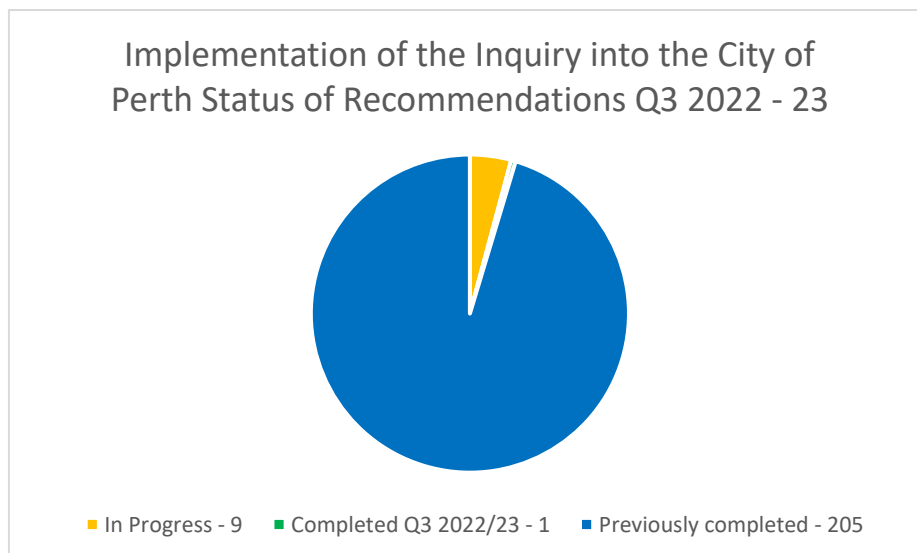
1. The final report of the Inquiry into the City of Perth (Inquiry) was tabled at State Parliament on 11 August 2020. The report detailed 341 recommendations for both the City of Perth (215) and State Government (126).
2. Quarterly progress updates on the implementation of the Inquiry’s recommendations have been presented to Council as outlined in the below table, and the City of Perth (City) has made significant progress toward addressing the Inquiry's recommendations.

City of Perth Inquiry recommendations Quarterly progress updates			
2020	2021	2022	2023
<ul style="list-style-type: none"> • 15 December 2020 	<ul style="list-style-type: none"> • 30 March 2021 • 27 July 2021 • 23 November 2021 	<ul style="list-style-type: none"> • 22 February 2022 • 31 May 2022 • 30 August 2022 • 22 November 2022 	<ul style="list-style-type: none"> • 28 February 2023

3. As of 31 December 2022, the City had completed 205 out of 215, or 95% of recommendations.
4. A further quarterly progress update for quarterly (Q3 2022/23, 1 January – 31 March 2023) is now presented to Council for noting (Attachment15.1A).

Discussion

5. Subject to the endorsement of the Department of Local Government, Sport and Cultural Industries (DLGSCI), the City has **completed 1** recommendation for this quarter (Q3 2022/23, 1 January – 31 March 2023) which represents a total of **206 out of 215, or 96%** of the recommendations completed.
6. Of the 215 recommendations, **9** recommendations remain in progress.
7. The progress achieved this Quarter, subject to DLGSC’s endorsement is included below:



Next steps

8. This quarterly progress update will be provided to DLGSC along with evidence to validate completion. The Inquiry Oversight Group will then consider the information provided. If the recommendations are deemed to be addressed, they will be officially closed out.
9. By the end of Quarter 4 (June 30) there will be only 2 remaining recommendations to progress. Council support will be sought to close out this process of reporting and updates on the two remaining recommendations will be made under separate cover to the DLGSC, thereby reducing red tape and impact on resourcing.

Consultation

10. The City is working with the DLGSC to close out the recommendations of the Inquiry.

Decision Implications

11. The Inquiry Recommendations completed as of 31 March 2023 will be submitted to the Inquiry Oversight Group for assessment.

Strategic, Legislative and Policy Implications

Strategy	
Strategic Pillar (Objective)	Prosperous
Related Documents (Issue Specific Strategies and Plans):	Report of the Inquiry into the City of Perth.

Legislation, Delegation of Authority and Policy	
Legislation:	Sections 8.22 and 8.24 of the <i>Local Government Act 1995</i> .
Authority of Council/CEO:	The recommendation of this report is for noting only.
Policy:	Nil.

Financial Implications

No financial implications are associated with the presentation of this information report.

Further Information

12. Nil.

Council Resolution (OCM-23/04-009)

Mover: Lord Mayor Basil Zempilas

Seconded: Councillor Brent Fleeton

That Council RECEIVES the quarterly (Q3 2022/23, 1 January – 31 March 2023) progress update on the remaining recommendations from the Inquiry into the City of Perth.

CARRIED EN BLOC (7/0)

For : Lord Mayor Basil Zempilas; Deputy Lord Mayor Liam Gobbert; Councillors Sandy Anghie, Clyde Bevan, Brent Fleeton, Rebecca Gordon, and Catherine Lezer

Against : Nil

Recommendations of the Inquiry into the City of Perth – Quarterly Progress Update – December 2022

This update addresses the remaining 10 City Recommendations within the *Report of the Inquiry into the City of Perth* for the period Q3 2022/23 (1 January – 31 March 2023).

Completed Recommendations are subject to the endorsement of the Department of Local Government, Sport and Cultural Industries. The below does not include the 205 Recommendations implemented by the City since 2021.

Culture, conduct and leadership				
<i>Culture</i>				
No.	Recommendation	Owner Alliance(s)	Progress Update – Q3 2022/23	Status
15	The reports containing the results of the Cultural Assessment and proposed actions to address findings in each report is to be provided to the City of Perth Council by the CEO for consideration, endorsement and action no later than three months after the results are received by the CEO.	Corporate Services	The Cultural Assessment Report was presented to the Ordinary Council Meeting on 27 September 2022. A summary of proposed actions was provided to Elected Members via Current Issues Briefing Note in January, within six months per Council's request at the meeting.	Completed
People Management				
<i>General</i>				
No.	Recommendation	Owner Alliance(s)	Progress Update – Q3 2022/23	Status
156	The City's CEO is to review all human resources policies and procedures within 12 months of this Report and consider the development of policy for areas of deficiency.	Corporate Services	All human resources policies and procedures have been reviewed. Of the 96 policies and procedures reviewed, 24 have been revoked, 17 have been updated, and 55 are scheduled for more substantive updates. An additional two policies have been identified and 13 procedures have been created to address areas of deficiency.	In Progress
157	The City conduct an audit of the human resources function's record-keeping compliance, specifically related to recruitment, termination of employment, performance management and grievance and complaint handling.	CEO	The Recruitment Audit is scheduled for Q4 FY 2022/23. Findings and improvement opportunities identified during the audit (if any) will be presented to the Audit and Risk Committee and Ordinary Council Meeting.	In Progress
<i>Performance Management</i>				
No.	Recommendation	Owner Alliance(s)	Progress Update – Q3 2022/23	Status
181	Auditing of the City's compliance with Council Policy 12.4 "Payments under section 5.50 of the Local Government Act 1995" be undertaken as part of the City's annual internal audit programme to ensure compliance, proper documentation and record-keeping.	Corporate Services	Council Policy 12.4 details payments in the Circumstance of Severance Payments. Compliance with the policy will be audited as part of the Terminations and Performance Management Audit due to be undertaken FY 23/24.	In Progress
<i>Termination of employment</i>				
No.	Recommendation	Owner Alliance(s)	Progress Update – Q3 2022/23	Status
185	The City engage an independent, external and qualified auditor to conduct an audit of the recruitment, performance management and termination of employment processes, as part of the annual internal audit programme.	Corporate Services	The Terminations and Performance Management Audit is due to be undertaken FY 2023/24. Findings and improvement opportunities identified during the audit (if any) will be presented to the ARC and OCM.	In Progress
186	The results of the audit are to be reported to the Audit Committee and the Council.	CEO	The Recruitment Audit is scheduled to be undertaken in Q4 2022/23 and the Terminations and Performance Management Audit elements of the audit are due to be undertaken FY 2023/24. Findings and improvement opportunities identified during the audit (if any) will be presented to the Audit and Risk Committee and Council.	In Progress
Procurement and contracting				
<i>Training and development</i>				
No.	Recommendation	Owner Alliance(s)	Progress Update – Q3 2022/23	Status
Complaints and misconduct prevention				
<i>Complaints handling framework</i>				
No.	Recommendation	Owner Alliance(s)	Progress Update – Q3 2022/23	Status
307	The policies, procedures, records and FAQ section described in Recommendations 303-306 be prepared by an industry-accredited expert in accordance with industry best practice standards.	Corporate Services	The external review by an independent expert is underway.	In Progress
<i>Reporting and audit</i>				
No.	Recommendation	Owner Alliance(s)	Progress Update – Q3 2022/23	Status
319	Trend and outcome reporting on complaints and grievances be reported in writing and at least quarterly to the City's executive and the Council.	Corporate Services	The centralised complaints register continues to operate since implementation on 1 July 2022 and data collection is underway. Trend and outcome reporting forms part of the Complaints	In Progress

			Management Framework which is currently under review by external experts - due for completion by 30 June 2023 (as required by the Corporate Business Plan). The external expert review, among other things, is considering the provision of trend and outcome reporting.	
322	The City publish in its Annual Report the findings of the audit described in Recommendation 321, along with the City's trend and outcome reporting on complaints and grievances.	CEO	Trend and outcome reporting, per recommendation 319 is not expected until early 2023. In June 2022 Council accepted a revised deadline of 30 June 2023. This data is to be included in the 2023 Annual Report.	In Progress
341	Unless otherwise determined by the Minister for Local Government: i. The City of Perth and the City's CEO are to report on performance against recommendations contained in this Report annually in the Annual Report until such time as all relevant recommendations have been addressed. ii. The City of Perth Council to receive and consider, at a minimum on a six-monthly basis, a report to progress against the recommendations of this Inquiry. iii. The City of Perth Council minutes are to document any decision taken in regard to the recommendations in this Report; and iv. Any report on progress described in Recommendation 341(I) to be publicly available and provide sufficient detail for a member of the community to understand the actions taken as a result, including any decision to not undertake and action in the Recommendations.	CEO	The City included Inquiry progress updates in the 2021/22 Annual Report. The Council receives quarterly reports on the Inquiry progress. Previous Council decisions have been captured in minutes regarding the Inquiry. The Annual Report is publicly available on the City's website.	In Progress

Reference Table - Other Recommendations that may be referred to in this report

No.	Recommendation	Owner Alliance(s)
33	The City take steps to improve the capability of the Council, committees and employees in risk, audit and assurance, so that the City's business planning, project management, capital planning and service delivery policies and practices are consistent with leading international standards for risk and audit management.	CEO
34	City employees receive risk management training, appropriate to their roles and responsibilities, together with guidance on the 'lines of defence' model.	CEO
209	Procurement and contracting activities of the City be independently audited at least every 12 months, as part of the City's internal audit programme with representative and random sampling across all levels of expenditure, procurement types and all business units, giving consideration to risk, for compliance, misconduct and better practice grants management.	CEO
245	The City's risk, audit and assurance management frameworks be comprehensively reviewed and a report to Council prepared by an independent consultant with expertise in current industry best practice, working collaboratively with a senior employee designated responsibility by the CEO, providing a schedule of actions to improve the City's maturity in risk, audit and assurance.	CEO
246	The report described in Recommendation 245 be submitted by the CEO to Council within 12 months of this Report.	CEO
303	A centralised complaint handling policy, based on industry best practice, and an appropriately confidential system be developed for the management and recording of complaints and grievances by or against any council member, committee member or employees of or contractors to the City, including the outcome of any investigations.	Corporate Services
304	The City keep a record of these complaints and grievances in a centralised system (Recommendation 303), detailing the persons involved, the nature and extent of the complaint or grievance, actions taken and the outcome, which records are to be retained in accordance with the State Records Act 2000.	Corporate Services
305	The City adopt, maintain and publish on its website clear complaints and grievances handling policies and procedures, dealing with how the City will: · as a matter of process, deal with misconduct complaints against or grievances about council members, committee members or employees of or contractors to the City; · as a matter of process, deal with referrals to and from the Corruption and Crime Commission, the Public Sector Commission and any other relevant authority; and · conduct internal investigations.	Corporate Services
306	Publication of the policies and procedures described in Recommendation 305 on the City's website be accompanied by a frequently asked questions (FAQ) section.	Corporate Services
321	The results of the audit are to be reported to the Audit Committee and the Council.	CEO

16. Committee Reports

Nil.

17. Motions of which Previous Notice has been Given

Nil.

18. Matters for which the meeting may be closed

Council Resolution (OCM-23/04-010)

Mover: Lord Mayor Basil Zempilas

Seconded: Councillor Catherine Lezer

That Council CLOSE the meeting to the public.

18.1 Tamala Park Regional Council - Proposed Amendments to Establishment Agreement

18.2 CEO Key Performance Indicators - Interim Report

18.3 Appointment of an Independent consultant - CEO performance review 2022/23

CARRIED UNOPPOSED (7/0)

For : Lord Mayor Basil Zempilas; Deputy Lord Mayor Liam Gobbert; Councillors Sandy Anghie, Clyde Bevan, Brent Fleeton, Rebecca Gordon, and Catherine Lezer

Against : Nil

The Meeting was closed to the public and livestreaming ceased at 5:31pm.

5:32pm Councillor Sandy Anghie disclosed a direct financial interest in item 18.1 (as detailed in Item 5), and departed the meeting accordingly.

In accordance with Section 5.23(2)(e) of the Local Government Act 1995, the following Item 18.1 and its attachments are confidential.

18.1 Tamala Park Regional Council - Proposed Amendments to Establishment Agreement

Responsible Officer	Steve Holden – General Manager Commercial Services
Voting Requirements	Simple Majority
Attachments	Attachment 18.1A – Establishment Agreement Amendment Agreement - Tamala Park Regional Council Attachment 18.1B – Tamala Park Regional Council - Schedule of Amendments supported at 28 March 2023 Ordinary Council Meeting

Council Resolution (OCM-23/04-011)

Mover: Councillor Brent Fleeton

Seconded: Councillor Catherine Lezer

That Council advises the Tamala Park Regional Council that it SUPPORTS the proposed Establishment Agreement Amendment Agreement - Tamala Park Regional Council, inclusive of the DLGSC's proposed minor amendments outlined in this report, as included in Attachment 18.1A.

CARRIED UNOPPOSED (6/0)

For : Lord Mayor Basil Zempilas; Deputy Lord Mayor Liam Gobbert; Councillors Clyde Bevan, Brent Fleeton, Rebecca Gordon, and Catherine Lezer

Against : Nil

5:33pm Councillor Sandy Anghie returned to the meeting and was advised of Council's decision.

5:33pm The Acting General Manager Community Development left the meeting during the following item 18.2, returning at 5:34pm.

CEO Performance Review Committee meeting held on 30 March 2023

In accordance with Section 5.23(2)(a) of the Local Government Act 1995, the following Item 18.2 and its attachments are confidential.

18.2 CEO Key Performance Indicators - Interim Report

Responsible Officer	Peta Mabbs – Executive Director Governance and Strategy
Voting Requirements	Simple Majority
Attachments	Attachment 18.2A – CEO KPIs - 2022/23 Attachment 18.2B – Corporate Business Plan Q2 Report Attachment 18.2C – Inquiry into the City of Perth - Quarter 2 update report Attachment 18.2D – Progress Report on E2E Actions Listed in Appendix A of CEO KPIs 2022/23

Council Resolution (OCM-23/04-012)

Mover: Deputy Lord Mayor Liam Gobbert

Seconded: Councillor Catherine Lezer

That the CEO Performance Review Committee recommends that Council RECEIVES the Interim Report on the CEO’s progress towards delivering on key performance indicators as shown in table 1 of this report.

CARRIED UNOPPOSED (7/0)

For : Lord Mayor Basil Zempilas; Deputy Lord Mayor Liam Gobbert; Councillors Sandy Anghie, Clyde Bevan, Brent Fleeton, Rebecca Gordon, and Catherine Lezer

Against : Nil

In accordance with Section 5.23(2)(a) of the Local Government Act 1995, the following Item 18.3 and its attachments are confidential.

18.3 Appointment of an Independent consultant - CEO performance review 2022/23

Responsible Officer	Peta Mabbs – Executive Director Governance and Strategy
Voting Requirements	Absolute Majority
Attachments	Attachment 18.3A – Comparison assessment table - Brain Box and Civic Legal Attachment 18.3B – Proposal - Civic Legal Attachment 18.3C – Proposal - Brain Box Attachment 18.3D – Scope of Work - Engagement on Independent consultant to undertake CEO Performance Review 2022/23

Council Resolution (OCM-23/04-013)

Mover: Councillor Clyde Bevan

Seconder: Councillor Catherine Lezer

That Council recommends that Council APPOINTS Anthony Quahe, Managing Principal, Civic Legal to undertake the CEO annual performance review for 2022/23 and draft key performance indicators for 2023/24.

CARRIED BY ABSOLUTE MAJORITY (7/0)

For : Lord Mayor Basil Zempilas; Deputy Lord Mayor Liam Gobbert; Councillors Sandy Anghie, Clyde Bevan, Brent Fleeton, Rebecca Gordon, and Catherine Lezer

Against : Nil

Council Resolution (OCM-23/04-014)

Mover: Lord Mayor Basil Zempilas

Seconded: Deputy Lord Mayor Liam Gobbert

That Council OPEN the meeting to the public.

CARRIED UNOPPOSED (7/0)

For : Lord Mayor Basil Zempilas; Deputy Lord Mayor Liam Gobbert; Councillors Sandy Anghie, Clyde Bevan, Brent Fleeton, Rebecca Gordon, and Catherine Lezer

Against : Nil

The Meeting was reopened to the public and livestreaming resumed at 5:49pm.

19. Urgent Business

Nil.

20. Closure

There being no further business, the Presiding Member declared the meeting closed at 5:50pm.