



City of Perth

---

# Attachments

Agenda Briefing Session

19 July 2022

**To the Lord Mayor and Councillors**

Please find enclosed attachments for the Agenda Briefing Session of the City of Perth to be held on Tuesday, 19 July 2022 in the Council Chamber, Level 9, 27 St Georges Terrace, Perth commencing at 5.00pm.

**Michelle Reynolds**

Chief Executive Officer

14 July 2022

## Table of Contents

12.1	Events Sponsorship 2022/23 (Round 1)	
	Attachment A – Summary and Recommendation Rationale – Event Sponsorship Round 1 2022/23	3
	Attachment B – Indicative Events Calendar June 2022 to March 2023 .....	25
12.2	Business Improvement Grant Program Financial Year 2022/23	
	Attachment A – Summary of Applications - Business Improvement Grants 2022/23 .....	27
12.3	Homelessness Action Plan 2022 - 2024	
	Attachment A – Proposed Homelessness Action Plan 2022 - 2024 .....	31
13.1	Property Portfolio - Annual Review of Classifications	
	Attachment A – FY22/23 Property Classifications.....	42
14.1	Monthly Financial Statements - May 2022	
	Attachment A – Financial Activity Statement and Notes to FAS P11 .....	43
	Attachment B – Net Current Position P11.....	52
	Attachment C – Operating Variance by Service Unit.....	53
	Attachment D – Capital Variances P11.....	87
	Attachment E – Investment Report - May 2022.....	93
	Attachment F – Rates Collection P11 .....	97
14.2	Schedule of Accounts Paid - May 2022	
	Attachment A – Schedule of Accounts Paid - May 2022 .....	98
14.3	Corporate Business Plan 2022/23-2025/26	
	Attachment A – Corporate Business Plan 2022/23 to 2025/26 .....	149

Attachment A: Application Summary and Recommendation Rationale – Event Sponsorship 2022/23 (Round 1)

Ref	Applicant/Event	Venue	Estimated Attendance (provided by applicant)	Previous Support (for same event)	Funding Request (ex GST)	Total Funding Recommendation (ex GST)
a	Nalomian Pty Ltd/ <b>Perth Leisure Lifestyle Show</b>	Langley Park (West and Central sections)	30,000	N/A	<b>\$149,000 (ex GST)</b> (\$75,000 cash & \$74,000 in-kind) for one year	<b>\$135,000 (ex GST)</b> (Cash contribution) for one year  Applicant estimates approximately \$74,000 in City fees and charges will apply
b	Seven Network Operations Limited/ <b>Christmas Pageant</b>	Perth Convention and Exhibition Centre; St. George's Terrace; Victoria Avenue; Langley Park	50,000	<b>\$140,000</b> (\$120,000 cash & \$20,000 in-kind for City fees and charges)	<b>\$140,000 (ex GST)</b> (\$120,000 cash & \$20,000 in-kind) for three years	<b>\$120,000 (ex GST)</b> (Cash contribution) for one year  Applicant estimates approximately \$20,000 in City fees and charges will apply

c	The Chung Wah Association Inc./ <b>Perth Chinese New Year Fair 2023</b>	James Street; Lake Street (between Roe and Francis Streets); Northbridge Piazza; Chinatown; Yagan Square	25,000	<b>\$70,000</b> (Cash contribution)	<b>\$80,000 (ex GST)</b> (Cash contribution) for one year	<b>\$80,000 (ex GST)</b> (Cash contribution) for one year
d	Perth International Jazz Festival Inc./ <b>2022 Perth International Jazz Festival</b>	The Rechabite; Forrest Place; 720 Hay Street; Rooftop Bar (Hay St Mall); Connections Night Club Rooftop; Northbridge Piazza; Astral Weeks	25,260	<b>\$40,000 (ex GST)</b> (Cash contribution)	<b>\$60,000 (ex GST)</b> (Cash contribution) for one year	<b>\$50,000 (ex GST)</b> (Cash contribution) for one year
e	Go Sports and Events Ltd/ <b>23rd Golden Oldies World Rugby Festival</b>	Langley Park Perth	1,900	N/A	<b>\$55,365 (ex GST)</b> (40,000 cash & \$15,365 in-kind) for one year	<b>\$40,000 (ex GST)</b> (Cash contribution) for one year  Applicant estimates approximately \$15,365 in City fees and charges will apply
f	UniSport Australia/ <b>2022 UniSport Nationals-Perth</b>	UWA Aquatic Centre; UWA Fitness Centre; Swan River	7,000	N/A	<b>\$30,000 (ex GST)</b> (Cash contribution) for one year	<b>\$30,000 (ex GST)</b> (Cash contribution) for one year

g	True North Church/ <b>Carols in the City</b>	Supreme Court Gardens	10,000	N/A	<b>\$27,842.67 (ex GST)</b> (\$20,500 cash & \$7,342.67 in-kind) for three years	<b>\$20,500 (ex GST)</b> (Cash contribution) for one year  Applicant estimates approximately \$7,342.67 in City fees and charges will apply
h	CMS Events / <b>City Wine Perth</b>	Russell Square	4,000	<b>\$15,000 (ex GST)</b> (Cash contribution)	<b>\$20,000 (ex GST)</b> (Cash contribution) for one year	<b>\$20,000 (ex GST)</b> (Cash contribution) for one year
i	Blake Entertainment Pty Ltd / <b>Rolling Thunder Vietnam</b>	Perth Concert Hall	8,655	N/A	<b>\$50,000 (ex GST)</b> (\$40,000 cash & \$10,000 in-kind) for one year	<b>\$0</b> (Decline)

a.) Perth Leisure Lifestyle festival

Applicant Details		
Applicant Name	Nalomian Pty Ltd	
Previous Support (5-year period)	This project has not been previously supported by the City of Perth.	
Project Details		
Project Title	Perth Leisure Lifestyle Festival	
Project Date / Venue	06/01/2023 – 08/01/2023	Langley Park
Project Description	<p>Nalomian Pty Ltd is a Western Australian based events company who deliver lifestyle events nationally. The event management company describes their intention to strive to be ‘best of breed’, delivering technologically advanced events nationally.</p> <p>The Perth Leisure Lifestyle Show is a family friendly event which focuses on the leisure lifestyle sector that makes Perth and Western Australia’s lifestyle revered. The event is predominantly ticketed but also includes a free night-time component, ShowWA, featuring WA’s best and up-coming talent.</p> <p>Event organisers aim to appeal to the broader Western Australian community, drawing attendees from the suburbs and regional WA, bringing economic benefits to the City of Perth.</p> <p>The leisure lifestyle exhibition proposes to include the latest 4WD vehicle, boating, caravan, camper trailer and camping accessories, health, fitness and recreation industries together in a large-scale outdoor exhibition. The event also proposes a special focus on up and coming Western Australian performing artists. The event will include product displays, touring equipment demonstrations, educational and industry specialists’ seminars, children's activities and stage shows, family entertainment, freestyle moto cross performances, BMX stunt shows, and amusement show rides.</p> <p>The Perth Leisure Lifestyle Show aims to promote healthy and positive lifestyles and appeal to all the demographic of the West Australian community, employing the motto ‘something for everyone to enjoy’.</p>	
Estimated Attendance	30,000	
Total Project Cost	\$803,800	
Total Amount Requested	\$149,000 (ex GST) comprising of: \$75,000 (ex GST) cash contribution; and \$74,000 (ex GST) in-kind contribution for City fees and charges (18.53% of total project budget)	
Multi Year Request	Not applicable	
Total Assessment Score	32 out of 50 (65%)	
Recommendation	APPROVE a one-year term	

Recommended Amount	\$135,000 (ex GST) cash contribution
<b>Recommendation Rationale</b>	
<p>The Assessment Panel recommend supporting the application for \$135,000 (ex GST) cash contribution for the following reasons:</p> <ul style="list-style-type: none"><li>a. The Perth Leisure Lifestyle is an exciting new addition to the City's events calendar and one which will add variety for event attendees. The applicant has provided a detailed submission, supporting information and substantiated their event management experience, instilling confidence in their ability to deliver the event.</li><li>b. The applicant has a proven history of delivering similar events and has presented a strong event concept, particularly with the night-time programming which is free to the public. The applicant has taken into consideration WA's landscape, lifestyle and demographic. The event is likely to be well received by the public, families and adventure seekers.</li><li>c. Applicant has clearly outlined their key objectives within the submission, which align to City of Perth's strategic goals. The style of event is considered unique in its offering and therefore the type of event is complementary to the events program.</li><li>d. The event is expected to reach a larger demographic than previous lifestyle events delivered in the City due to the activations that are incorporated. It is expected that the event will achieve attendance from - all genders from the ages of 16 - 85 years.</li><li>e. Due to the focus on Western Australia's tourism sector and regional produce, the City is likely to experience regional and interstate visitation which will translate to economic benefits in the hospitality, food and beverage and accommodation sectors.</li><li>f. The applicant has demonstrated multiple opportunities for leveraging both in an activation, and economic sense by the City. The applicant offers sufficient sponsorship benefits and recognition across their marketing and promotion plans.</li></ul> <p>The Assessment Panel considered the applicants request for \$149,000 (ex GST) for a one-year sponsorship. The panel did not recommend the requested support for the following reason:</p> <ul style="list-style-type: none"><li>g. When benchmarked against similar events, which achieve a similar attendance and duration of activation, the recommendation is considered equitable.</li></ul>	

### b.) Alinta Energy Christmas Pageant

Applicant Details			
Applicant Name	Seven Network Operations Limited		
Previous Support (5-year period)	Year	Amount (ex GST)	Project
	2017/18	120,000	Alinta Energy Christmas Pageant
	2018/19	120,000	Alinta Energy Christmas Pageant
	2019/20	120,000	Alinta Energy Christmas Pageant
	2020/21	120,000	Alinta Energy Christmas Pageant
	2021/22	141,000	Alinta Energy Christmas Pageant
Project Details			
Project Title	Alinta Energy Christmas Pageant		
Project Date / Venue	03/12/2022	Saint Georges Terrace; Connecting City of Perth Streets; Perth Convention Centre; Langley Park	
Project Description	<p>The Christmas Pageant is a community event, celebrating Christmas with a parade of colourful Christmas floats and entertainers on the streets of the City. The pageant has been held in the City of Perth for over 50 years.</p> <p>The 2022 event will see a parade down St Georges Terrace and Adelaide Terrace featuring more than 2,500 performers, with 13 new groups participating in the parade in 2021. The event aims to activate the City and highlight its major buildings and Christmas light displays, encouraging attendees to venture through the City.</p> <p>Chanel Seven showcase the pageant and City through their television broadcast, using the State Buildings as a backdrop whilst television presenters will regularly cross to different parts of the City and Christmas light displays to highlight the City’s Christmas activities.</p> <p>In 2022, Seven West Media propose to hold an activation in the City centre in the week before the pageant to encourage attendance and create excitement in the community, to increase interest and attendance to the pageant.</p>		
Estimated Attendance	50,000		
Total Project Cost	\$430,000		
Total Amount Requested	\$140,000 (ex GST) cash contribution comprising of: \$120,000 (ex GST) cash contribution \$20,000 (ex GST) in-kind contribution for City banner hire fees (32.55% of total project budget)		
Multi Year Request	Three-year sponsorship \$140,000 (ex GST) year-one \$140,000 (ex GST) year-two \$140,000 (ex GST) year-three Total request \$420,000 (ex GST)		
Total Assessment Score	30 out of 55 (61%)		

Recommendation	APPROVE a one-year term
Recommended Amount	\$120,000 (ex GST) cash contribution
<b>Recommendation Rationale</b>	
<p>The Assessment Panel recommend supporting the application for \$120,000 (ex GST) cash contribution for a one-year sponsorship for the following reasons:</p> <ul style="list-style-type: none"> <li>a. The Alinta Energy Christmas Pageant is an iconic family friendly event, which has historically contributed to a significant number of visitors to the city from the greater metropolitan area, as well as regionally. The event has created a Christmas tradition within the City of Perth and has instilled a strong sense of community. The event is free and activates a usually quieter area of the CBD on the weekend.</li> <li>b. The Christmas Pageant celebrates the diversity of Western Australia and encourages participation from a variety of community, social and sporting groups. The event appeals to a wide demographic and supports inclusivity.</li> <li>c. The Christmas Pageant allows for extended business trading hours, which is beneficial to local businesses and hospitality venues. In 2021, the City heavily supported event organisers in engaging with local business in encouraging extended trading. It was noted by the assessment panel that actions to engage with businesses should be undertaken by event organisers and supported by the City where required.</li> <li>d. The applicant has demonstrated reasonable sponsorship benefits to the City of Perth for the level of support requested. The City of Perth will be recognised as a Supporting Partner, through print media, television and radio advertising and socials. The City will also organically leverage from the event being held in the CBD and the television broadcast of the event.</li> <li>e. The applicant has demonstrated a strong marketing campaign, which will include utilising Seven West Media to promote the showcase using the combined assets of TV, radio, print, digital and social media.</li> </ul> <p>The Assessment Panel considered the applicants request for \$140,000 (ex GST) for a three-year sponsorship. The panel did not recommend the requested support for the following reasons:</p> <ul style="list-style-type: none"> <li>f. The budget total provided by the applicant is \$430,000 (ex GST). The applicants request for support of \$140,000 (ex GST) <b>exceeds the program maximum contribution</b> of 30% of total budget.</li> <li>g. For the level of support requested the panel considered the application to be limited and lacking supporting information and key detail. The application was repetitive when responding to criteria and failed to incorporate feedback provided on previous applications.</li> <li>h. The event meets the minimum criteria for attendance figures however, when benchmarked against other applications, attendance is considered lower, and the request for support is considered high for a one-day activation.</li> <li>i. The applicant noted 10 sustainability measures within their application however, did not provide sufficient detail on these measures. The applicant was given the opportunity to expand further. The panel considered the applicants response and recommend that the</li> </ul>	

applicant consider sustainability measures beyond waste management in future applications.

- j. The applicant made reference to a proposed activation within their application, which is to take place in the lead-up to the Christmas Pageant, but limited information was provided or committed to.
- k. The assessment panel considered the application and noted that the applicant has not been able to demonstrate additional or new benefits to the City, and as such the panel does not recommend the requested funding or multi-year funding.

c.) Perth Chinese New Year Fair 2023

Applicant Details			
Applicant Name	The Chung Wah Association Incorporated		
Previous Support (5-year period)	Year	Amount (ex GST)	Project
	2017/18	\$70,000.00	Perth Chinese New Year Fair
	2018/19	\$60,000.00	Perth Chinese New Year Fair
	2019/20	\$65,000.00	Perth Chinese New Year Fair
	2020/21	\$75,000.00	Perth Chinese New Year Fair
	2021/22	\$70,000.00	Perth Chinese New Year Fair
Project Details			
Project Title	Perth Chinese New Year Fair 2023		
Project Date / Venue	29/01/2023	James Street; Lake Street; Northbridge Piazza; Chinatown (To be confirmed); Yagan Square (To be confirmed)	
Project Description	<p>Perth Chinese New Year Fair is an annual free cultural street carnival delivered in the heart of Northbridge by The Chung Wah Association. Perth Chinese New Year Fair will be delivered on 29 January 2023, celebrating the year of the rabbit and Perth’s Chinese community.</p> <p>The Perth Chinese New Year Fair will open with a traditional Welcome to Country ceremony, followed by speeches, firecrackers and a traditional Chinese lion dance. Following the opening of the festival the Perth Chinese New Year Fair parade will be held with a variety of participating community groups, cultural performance groups, WA police pipe band and lion and dragon performances. Visitors will experience traditional food and beverage, decorations and costumes, arts and crafts and performances including Beijing and Cantonese operas, Chinese orchestra, Taichi, Qigong and Martial Art. Festival attendees will also be able to participate in workshops and demonstrations such as Chinese painting, calligraphy, lantern making, paper cutting, storytelling, chopsticks games, Chinese chess - Sichuan Mahjong.</p> <p>In 2023, event organisers propose to return to the Northbridge roads, after holding the event at Perth Cultural Centre in 2022. The main activity will take place on James Street and connecting roads, showcasing community stalls, art and craft workshops, competitions, games and rides, and colourful cultural performances.</p>		
Estimated Attendance	25,000		
Total Project Cost	\$332,000		
Total Amount Requested	\$80,000 (ex GST) cash contribution (24.09% of total project budget)		
Multi Year Request	Not applicable		

Total Assessment Score	35 out of 50 (70%)
Recommendation	APPROVE a one-year term
Recommended Amount	\$80,000 (ex GST) cash contribution
<b>Recommendation Rationale</b>	
<p>The Assessment Panel recommend support for the application at the amount requested for the following reasons:</p> <ol style="list-style-type: none"> <li>a. The Perth Chinese New Year festival is a well-loved and attended event that celebrates Perth's diverse culture. The event is well coordinated and has a proven history of achieving a high attendance, benefiting the City of Perth local businesses and economy.</li> <li>b. Applicant has provided substantial supporting evidence including a Culture Counts survey, letters of support, previous acquittal and event documentation to further strengthen the application. The supporting information provided by applicants shows that local businesses are supportive of the event, and usually experience increased trade during the event.</li> <li>c. Historically the event has been marketed heavily within the community and affiliated groups as well as through radio, print and socials. The organisers proposed marketing plan works well for this style of community event. Additionally, the event activates Northbridge through what is usually a quieter time of day.</li> <li>d. In previous years the event had international and interstate dignitaries attend. The applicant has stated they intend to invite interstate guests again in 2023 which would be beneficial to the City of Perth and Western Australia's tourism sector.</li> <li>e. The applicant has detailed sufficient sponsorship benefits. Additionally, the nature of the event offers the City the ability to leverage through digital and social channels.</li> <li>f. The event has a proven history of being diverse and inclusive, working with an array of community groups and local businesses, enhancing the sense of community for Perth.</li> <li>g. Returning to the Northbridge Streets in its previous format will be beneficial to the festival and event attendees, however, will increase event organisers costs significantly with the requirement of road closures and safety measures to be implemented.</li> <li>h. The applicant has demonstrated that the festival is financially sustainable and when benchmarked against other similar events achieving similar attendance numbers, the sponsorship request is considered modest.</li> <li>i. The festival is a great addition to the City's events calendar and complements the Events Plan 22/23.</li> </ol>	

d.) Perth International Jazz Festival

Applicant Details			
Applicant Name	Perth International Jazz Festival Incorporated		
Previous Support (5-year period)	Year	Amount (ex GST)	Project
	2017/18	\$25,000.00	Perth International Jazz Festival
	2018/19	\$25,000.00	Perth International Jazz Festival
	2019/20	\$28,000.00	Perth International Jazz Festival
	2020/21	\$28,000.00	Perth International Jazz Festival
	2021/22	\$40,000.00	Perth International Jazz Festival
Project Details			
Project Title	Perth International Jazz Festival		
Project Date / Venue	21/10/2022 - 06/11/2022	The Rechabite; Forrest Place; Hay Street Mall Rooftop Venue; Connections Night Club; Northbridge Rooftop Venue; Piazza Astral Weeks	
Project Description	<p>Perth International Jazz Festival (PIJF) is in its 10<sup>th</sup> consecutive year. The annual Jazz Festival offers free and ticketed experiences in the City and Northbridge. The festival period commences on 21 October and concludes on 6 November 2022.</p> <p>Perth International Jazz Festival have proposed a new component to their programming, a pre-event ‘Jazz Light &amp; Sound Installation’ which is to be installed in a vacant premises on Hay Street offering passers by a multi-sensory experience. The installation aims to provoke public interest and promote the festival program.</p> <p>Perth International Jazz Festival is recognised internationally in their respective music genre and promotes themselves as a destination festival experience. Festival organisers have expressed their intention to grow the event and expand their reach in the areas of community engagement, artistic excellence and expanded audiences in 2022.</p>		
Estimated Attendance	25,260		
Total Project Cost	\$208,000		
Total Amount Requested	\$60,000 (ex GST) cash contribution (28.84% of total project budget)		
Multi Year Request	Three-year sponsorship request \$60,000 (ex GST) cash contribution for year-one \$60,000 (ex GST) cash contribution for year-two \$60,000 (ex GST) cash contribution for year-three Total request \$180,000 (ex GST)		
Total Assessment Score	36.16 out of 50 (72%)		
Recommendation	APPROVE a one-year term		
Recommended Amount	\$50,000 (ex GST) cash contribution		

#### Recommendation Rationale

The Assessment Panel recommend supporting the application at \$50,000 (ex GST) cash contribution for a one-year sponsorship for the following reasons:

- a. The Perth International Jazz Festival is a great addition to the City events calendar and brings music and culture to the City of Perth. Event organisers are well versed in the delivery of the event and have considered future profiling of the festival and their organisation.
- b. Experiences range from free community events attracting a larger attendance, to boutique and niche ticketed experiences. Free events encourage new audiences to experience the jazz culture.
- c. In previous years the festival has been well attended. It is expected that awareness of the festival and attendance will grow further in 2022 with the increased investment in marketing and a growing appetite for events post COVID-19.
- d. The application quantifies regional, interstate and international attendance numbers. Anticipating 40 artists will travel from interstate and internationally, equating to approximately 75 nights of accommodation. Additionally, the festival will bring economic benefit to the City's hospitality sector, with programmed events delivered in multiple venues throughout the CBD and Northbridge neighbourhoods.
- e. Whilst the core demographic of the attendees will be jazz enthusiasts, the varied program is likely to be appealing to a wide demographic. The use of local and emerging artist and musicians helps increase awareness among the younger demographics in the community.
- f. Applicant has effectively detailed marketing strategies to target various demographics, including print, socials, merchandise, PR and advertising.
- g. Applicant has addressed a sufficient number of sponsorship benefits and leveraging opportunities for the City of Perth.

The Assessment Panel considered the applicants request for \$60,000 (ex GST) for a three-year sponsorship. The panel did not recommend the full requested support for the following reasons:

- h. The applicant has proposed a new component to this year's festival which is a shopfront activation in Hay Street Mall. Whilst this activation will create vibrancy and provoke interest of passers-by, the panel felt it is unlikely to drive additional visitation. The panel considered the projected attendance to this component to be overestimated.
- i. Whilst the new component is a welcome addition, there is not sufficient evidence of the benefits it will bring to the City. The panel considered the requested increase in funding for this new component to be high.
- j. The panel recommended support for one-year sponsorship as this will enable the impact assessment of the proposed new components to be assessed as part of a future application in the 2023/24 sponsorship round.

e.) 23rd Golden Oldies World Rugby Festival

Applicant Details		
Applicant Name	Go Sport and Events Ltd T/A Go Sports	
Previous Support (5-year period)	The City has not previously supported this project.	
Project Details		
Project Title	23rd Golden Oldies World Rugby Festival	
Project Date / Venue	19/03/2023 – 26/03/2023	Langley Park
Project Description	<p>Golden Oldies is a week-long rugby festival encouraging rugby enthusiasts aged 35 and over to get back on the field. The festival is expected to attract national and international visitation with 1,500 participants and 400 spectators traveling from around Australia, New Zealand, Asia, United Kingdom and America.</p> <p>The festival runs from 19 March to 26 March 2023 with three days of competition on Langley Park and various events and tourist activities proposed throughout the week. A pub-passport is one component of the additional activities and will showcase the City’s hospitality and food and beverage businesses. The organisers have also partnered with local accommodation providers and are offering travel and accommodation packages.</p>	
Estimated Attendance	1,900	
Total Project Cost	\$3,116,266	
Total Amount Requested	\$55,365.00 (ex GST) comprising of: \$40,000 (ex GST) cash contribution \$15,365 (ex GST) in-kind contribution for City fees and charges (1.77% of total project budget)	
Multi Year Request	Not applicable	
Total Assessment Score	28.83 out of 50 (58%)	
Recommendation	APPROVE a one-year term	
Recommended Amount	\$40,000 (ex GST) cash contribution	
Recommendation Rationale		
<p>The Assessment Panel recommend supporting the application at \$40,000 (ex GST) cash contribution for the following reasons:</p> <ul style="list-style-type: none"><li>a. The applicant provided a comprehensive submission and has considered the City of Perth strategic pillars and aspirations.</li><li>b. The applicant has acknowledged the importance of engaging local businesses, specifically the hospitality and tourism sectors, and has demonstrated a strong marketing strategy to draw festival attendees and participants to City of Perth businesses and venues. The panel felt the ‘pub-passport’ was a well-considered initiative and will be of great benefit to food and beverage venues within the City.</li></ul>		

- c. The festival is likely to achieve international visitation which will provide economic benefit to the City through accommodation and hospitality expenditure.
- d. The event adds diversity to the City's events calendar and is likely to continue festivities after Fringe and Perth Festival.
- e. The submission adequately recognises the City of Perth and offers sufficient sponsorship benefits, including speaking opportunities for the Council, and marketing and leveraging opportunities across all mediums.

The Assessment Panel considered the applicants request for \$55,365 (ex GST). The panel did not recommend the full requested support for the following reasons:

- f. The attendance numbers are considered low for the for the program tier in which the applicant has applied within.
- g. The panel recommend that in future the applicant gives greater consideration to sustainability measures.
- h. As a first time applicant and a new event for the City, the panel felt that \$40,000 was an appropriate investment.

f.) 2022 UniSport Nationals Perth

Applicant Details		
Applicant Name	UniSport Australia Limited	
Previous Support (5-year period)	The City has not previously supported this project.	
Project Details		
Project Title	2022 UniSport Nationals Perth	
Project Date / Venue	24/09/2022 – 30/09/2022	University of Western Australia and the Swan River
Project Description	<p>The UniSport Nationals event is described by the applicant as the premier sporting event for universities. The applicant anticipates 6,000 student-athletes will participate in the national sporting event.</p> <p>UniSport Nationals will run from the 24<sup>th</sup> – 30<sup>th</sup> of September 2022, the 31 sporting events will take place in 30 venues across multiple local government authorities in the Perth Metropolitan area. The City of Perth will host Water Polo and Taekwondo at the University of Western Australia (UWA) in Crawley and Sailing on the Swan River.</p> <p>The applicant anticipates 4,400 interstate students will travel to Perth from across Australia to participate in the sporting competitions held over seven days. Competing teams are expected to travel to Perth city in groups and stay in Perth for the duration of the event. The applicant expects that City of Perth will host up to 80% of the participants through 26 local accommodation providers, with majority of participants expected to reside within the city for five nights or more.</p>	
Estimated Attendance	7,000	
Total Project Cost	\$1,789,039	
Total Amount Requested	\$30,000 (ex GST) cash contribution (1.67% of total project budget)	
Multi Year Request	NA	
Total Assessment Score	33 out of 50 (67%)	
Recommendation	APPROVE a one-year term	
Recommended Amount	\$30,000 (ex GST) cash contribution	
Recommendation Rationale		
<p>The Assessment Panel recommend support for the application at the amount requested for the following reasons:</p> <p>a. The application for support was a detailed and thorough submission, addressing the event sponsorship program criteria, with a focus on business engagement and positively impacting the City of Perth economy.</p> <p>b. The request for City sponsorship is modest when compared to the economic benefits estimated by the applicant. Whilst the sporting events will mostly take place away from the</p>		

retail core of the city, local accommodation and food and beverage businesses are likely to experience economic benefits due to the participating demographic staying in close proximity to the CBD.

- c. The applicant has partnered with Destination Perth and StayOz and has demonstrated significant relationships with city accommodation providers. Interstate attendees are likely to stay within inner city hotels and accommodation and visit local hospitality and food and beverage outlets.
- d. The event adds diversity to the city events calendar, and activates a City neighbourhood, bringing vibrancy to the Crawley and Nedlands neighbourhoods.
- e. The applicant adequately addressed inclusivity and accessibility within their program, with the inclusion of sporting events for people with disabilities, and a Pride Day to end the sporting festival.
- f. The panel noted that whilst the applicant provided a substantial amount of information within the application there were some elements of the event that are yet to be finalised, with further and finalised details on the sporting events programmed within the City of Perth to be provided.

g.) Carols in the City

Applicant Details		
Applicant Name	Whitford Church of Christ T/A True North Church	
Previous Support (5-year period)	This project has not been previously supported by the City of Perth.	
Project Details		
Project Title	Carols in the City	
Project Date / Venue	10/12/2022	Supreme Court Gardens
Project Description	<p>Carols in the City is described by the applicant as a free to attend, family friendly event, celebrating Christmas, community and belonging.</p> <p>The Carols in the City event is to be held at the Supreme Court Gardens on 10 December 2022, programmed and coordinated by True North Church.</p> <p>True North Church intends to create the Christmas atmosphere through programming and pre-show entertainment. The event will also host a visit from Santa in ‘Santa Land’, food vendors and a fireworks finale. The applicant intends for the Carols in the City event to complement the City coordinated Christmas Lights Trail and the Christmas Nativity events.</p> <p>True North Church anticipate the Carols in the City event to be a progression of the True North Church annual Christmas Carol celebration, ‘Carols in the Park’, which has been historically held in the northern suburbs and attracted up to 15,000 attendees.</p>	
Estimated Attendance	10,000	
Total Project Cost	\$92,841.67	
Total Amount Requested	\$27,842.67 (ex GST) comprising of: \$20,500 (ex GST) cash contribution; and \$7,342.67 (ex GST) in-kind Contribution for City fees and charges (29.9% of total project budget)	
Multi Year Request	Three-year sponsorship request \$27,842.67 (ex GST) year-one \$27,842.67 (ex GST) year-two \$27,842.67 (ex GST) year-three	
Total Assessment Score	27.5 out of 50 (55%)	
Recommendation	APPROVE a one-year term	
Recommended Amount	\$20,500 (ex GST) cash contribution	
Recommendation Rationale		
<p>The Assessment Panel recommend support for the application for a one-year sponsorship for the amount of \$20,500 (ex GST) cash contribution for the following reasons:</p> <p>a. The panel noted that the City currently does not have a Christmas carols event on the City event calendar. This addition would be favourable and complementary to the City’s</p>		

Christmas Nativity and Christmas Lights Trail events, adding to the Christmas theme, vibrancy and visitation in the lead up to Christmas.

- b. The applicant has demonstrated that previous events have been well planned and delivered. Images from previous 'Carols in the Park' events show a high-quality offering and a large attendance. The relocation of this event will encourage a broader demographic to visit the City.
- c. The applicant has demonstrated significant sponsorship benefits with opportunity for the City of Perth to be a Major Sponsor.
- d. The applicant has given consideration to the diversity and inclusion criteria and has outlined their intention to implement measures such as AUSLAN interpretation and other measures to ensure the event is accessible to all. The applicant has also demonstrated their intent to hold a Welcome to country Ceremony.

The Assessment Panel considered the applicants request of \$27,842.67 for a three-year sponsorship. The panel did not recommend the full requested support for the following reasons:

- e. The application lacked sufficient detail to recommend support of the 2023 and 2024 event. The original application did not contain a requested funding amount for 2023 and 2024, instead asked for 30% of the future budget which was not provided. A requested amount is mandatory, and the applicant provided the figure of \$27,842.67 as part of clarification during assessment, however did not provide a supporting budget. The panel also felt there was insufficient detail on performances or programming.
- f. The applicant estimates 10,000 attendees to this event. The panel has reservations about the events ability to host this number of attendees within Supreme Court Gardens.
- g. Further consideration to City of Perth business engagement would have benefited the application.
- h. The panel noted that this is the first year the event will be delivered in the City of Perth and the first time the City will have the opportunity to support the applicant. Therefore, the panel recommend supporting the event initially for a one-year sponsorship, to allow the applicant to demonstrate the full scope of the event and their capacity to deliver.

## h.) City Wine

Applicant Details			
Applicant Name	The Trustee for R & S CAMPBELL FAMILY TRUST T/A CMS Events		
Previous Support (5-year period)	Year	Amount (ex GST)	Project
	2020/21	\$10,000	City Wine
	2021/22	\$15,000	City Wine (Funding was not released due to COVID-19 event cancellation)
Project Details			
Project Title	City Wine		
Project Date / Venue	24/03/2023- 25/03/2023	Russell Square, Northbridge	
Project Description	<p>City Wine will hold their eighth event in the City of Perth as part of CMS Events’ Wine and Food Series for Western Australia.</p> <p>City Wine is a Wine Festival held over two days in Northbridge at Russell Square. The festival commences on Friday 24 March 2022, offering one session in the evening from 4:30pm – 9:30pm and continues on Saturday 25 March, offering two sessions, one at 11:30am – 4:00pm and the later session at 5:30pm – 10:00pm.</p> <p>The festival showcases wines, beers, ciders and spirits from the Western Australian regions, offering boutique and well-known brands. Attendance is ticketed, ticket pricing ranging from approximately \$30 for general admission to \$140 for a VIP Package. Attendees are encouraged to enjoy the atmosphere, sit back on the lawns or under marquee’s in the pop-up ‘cellar retreat in the city’ while enjoying live music, food offerings and beverage tastings. Festival goers can purchase wine by the glass or bottle to take home.</p> <p>The City Wine event aims to target a high socioeconomic profile with a focus on City of Perth residents, central and metropolitan suburbs.</p>		
Estimated Attendance	4,000		
Total Project Cost	\$208,100		
Total Amount Requested	\$20,000 (ex GST) cash contribution (9.61% of total project budget)		
Multi Year Request	NA		
Total Assessment Score	30 out of 50 (60%)		
Recommendation	APPROVE a one-year term		
Recommended Amount	\$20,000 (ex GST) cash contribution		
Recommendation Rationale			
<p>The Assessment Panel recommend support for the application at the amount requested for the following reasons:</p> <p>a. Applicant has sufficiently addressed the requirements for the level of support requested.</p>			

The City Wine event will successfully activate and utilise City public space, which will create vibrancy in the west-end of Northbridge.

- b. The applicant has demonstrated a history of successful, well-run food and beverage events, with a focus on showcasing Western Australian owned businesses.
- c. Applicant has demonstrated from previous events, substantial local business engagement and plans to increase their engagement with local businesses in 2023. The applicant has demonstrated further commitment to this through the development of the 'stay local longer' webpage on their website, which showcases local food and beverage business and special offers. Additionally, the organiser intends to increase opportunity for City of Perth businesses by increasing their presence on social media and profiling participating businesses.
- d. The City Wine event complements the City event calendar and offers activity through an otherwise quieter period.
- e. The applicant has addressed the sponsorship benefits, offering sufficient benefits for the level of support requested. The applicant has also identified opportunity for leveraging and plans to work with the City's marketing and digital team.
- f. The panel recommend that in future applications the applicant expand on their response to the diversity and inclusion question and also invest in further profiling the event intra-state and nationally.

i.) Rolling Thunder Vietnam

Applicant Details		
Applicant Name	Blake Entertainment Pty Ltd	
Previous Support (5-year period)	This project has not been previously supported by the City of Perth.	
Project Details		
Project Title	Rolling Thunder Vietnam	
Project Date / Venue	15/05/2023 - 20/05/2023	Perth Concert Hall
Project Description	<p>Rolling Thunder Vietnam is described by the applicant as a concert drama that unites personal stories of young Vietnam War soldiers with classic songs of the era. The applicant describes the shows intention to provoke social and political change through the telling of a love story that is said to celebrate human resilience.</p> <p>Featuring vivid images and raw footage, Rolling Thunder Vietnam is described by the applicant as a powerful experience in the way it delivers raw and emotional stories about love, courage, loss and endurance on the battlefield and at home. A theatrical piece that is said to take audiences inside the combat, protest and homecoming of a generation on the brink of change.</p> <p>The performance features a cast of Australia's finest musicians. With digital visuals and historic footage in the aim to create a theatrical journey that in 2023 marks the 57th anniversary of the Battle of Long Tan.</p>	
Estimated Attendance	8,655	
Total Project Cost	\$287,306	
Total Amount Requested	\$50,000 (ex GST) comprising of: \$40,000 (ex GST) cash contribution; and \$10,000 (ex GST) in-kind contribution for City banner hire fees (% of total project budget)	
Multi Year Request	Not applicable	
Total Assessment Score	23 out of 50 (47%)	
Recommendation	DECLINE	
Recommended Amount	\$0 (ex GST) cash contribution	
Recommendation Rationale		
<p>The Assessment Panel does not recommend supporting this application for the following reasons:</p> <p>a. The applicant did not meet the minimum attendance for the tier which they applied within. Additionally, the applicant references a free component for 655 attendees however, this is in reference to VIP’s and invited attendees. The panel agreed that there are no free components incorporated into the event.</p>		

- b. It was not clear within the submission how the event aligned to the program outcomes or the City's Events Strategy.
- c. The application did not present opportunity for the City of Perth to leverage from this event.
- d. The information provided in the submission lacked key detail, specifically around show programming and performers. The panel also noted that there was limited consideration of diversity and inclusion.
- e. The event is held within a private venue which does not activate public space and is considered a ticketed event.
- f. When bench-marked against other events within the program the request for support is considered high for the style of event.
- g. While the applicant presents the event as self-sustainable through ticket sales, the panel noted that the applicant had not identified any other means of income or sponsors.
- h. The panel considered the application and do not believe the event is aligned to the Event Sponsorship program. The panel recommends that in future the applicant consider corporate sponsors or organisations with more aligned objectives.

# Events Calendar

## June 2022 – March 2023

*\*Correct as at 10 June 2022 and subject to change.*

CITY-LED EVENTS	SPONSORED EVENTS	FACILITATED EVENTS
Events delivered by the City	Events with approved sponsorship or grant from the City Event requesting support through City Sponsorship or Grant program - outcome yet to be determined.	Events delivered by a third party in a City venue or major events in a private venue with city activation/leveraging. These events may be yet to be approved for a sponsorship or grant or have not applied.

JUNE	JULY	AUGUST	SEPTEMBER	OCTOBER
<b>State of Origin Fan Day</b> (25 June)	<b>Wallabies v England International Rugby Fan Day</b> (1 July)	<b>Yirra Yaakin – Ngalaka Daa Ensemble</b> (11 – 12 August)	<b>Australia Irish Dancing National Championships</b> (27 September – 1 October)	<b>ICC T20 World Cup Public Team Welcome</b> (19 October)
<b>WA Beer Week</b> (3 – 12 June)	<b>ICON Perth: International Festival of Football Fan Day</b> (22 July)	<b>Winter Lights at Brookfield Place</b> (12 – 20 August)	<b>2022 AWESOME International Arts Festival</b> (27 September – 1 October)	<b>WA Opera: Our Little Inventor</b> (1 – 2 October)
<b>Sneakerland</b> (4 June)	<b>NAIDOC Week Perth Opening Ceremony</b> (3 July)		<b>Farmer on Your Plate</b> (2 September)	<b>Perth Home Builders Expo</b> (22 October)
<b>Strange Festival</b> (17 – 26 June)	<b>SLIFF Guinness World Record Fashion Show</b> (9 July)		<b>RTRFM in The Pines 2022</b> (4 September)	<b>Perth Garden &amp; Outdoor Living Festival</b> (27 – 30 October)
<b>Perth International Cabaret Festival</b> (18 – 26 June)	<b>Wallabies v England International Rugby</b> (2 July)		<b>Australian Irish Dancing National Championships</b> (28 September – 2 October)	
<b>Swan Lake &amp; Children's Ballet</b> (26 June)	<b>ICON: International Festival of Football</b> (22 – 23 July)		<b>Targa West</b> (8 – 11 September)	<b>Rooftop Movies</b> (October – May)
<b>Van Gogh Alive</b> (26 May – 3 July)			<b>XR:WA 2022</b> (16 – 18 September)	<b>Te Maeva Nui- Cook Islands Culture Festival</b> (1 October)
<b>The Circus</b> (22 June – 31 July)			<b>2022 UniSport Nationals-Perth</b> 24 September – 30 September	<b>Oktoberfest</b> (8 October)
<b>Bravehearts 777 Marathon</b> (27 June – 3 July)				<b>Telethon Family Festival</b> (22 – 23 October)
<b>Man About Council House</b> (24 – 26 June)				<b>Never Say Neverland</b> (22 October)
<b>State of Origin</b> (26 June)				<b>ICC T20 World Cup</b> (30 October)

NOVEMBER	DECEMBER	JANUARY	FEBRUARY	MARCH
Twilight Hawkers Market <i>(18 November – 31 March)</i>				
Summer in the City- City of Light Shows <i>(18 &amp; 19 November, 31 December, 26 January, 17 &amp; 18 February)</i>				Japan Festival Matsuri 2022 <i>(31 March)</i>
Christmas Lights Trail <i>(18 November -2 January)</i>			Perth International Arts Festival <i>(10 February – 5 March)</i>	
WA Music Month <i>(31 October – 30 November)</i>	Christmas Nativity <i>(17 – 18 December)</i>	Birak Concert <i>(26 January)</i>	<div></div> <div></div>	LiveLighter Multicultural Festival & Food Bazaar <i>(11 March)</i>
WAM Festival <i>(4-5 November)</i>	The City at New Year’s Eve <i>(31 December)</i>	Lunar New Year <i>(21 January – 5 February)</i>		Golden Oldies Sports & Events <i>(18 – 24 March)</i>
Rooftop Movies <i>(October – May)</i>				
Fisher Beach Party Tour 2022 <i>(13 November)</i>	WA Symphony Orchestra Family Christmas Spectacular <i>(1 December)</i>	Fringe Festival <i>(20 January – 20 February)</i>		City Wine <i>(24 – 25 March)</i>
Elizabeth Quay Twilight Regatta <i>(26 November)</i>	Origin Fields- Panorama Festival <i>(30 December – 2 January)</i>		Opera at the WACA <i>(24 – 25 February)</i>	
The Court Street Party <i>(26 – 27 November)</i>	Ice Cream Factory <i>(2 December – 1 January)</i>	Perth Leisure Lifestyle Show <i>(6 – 8 January)</i>		
Pride Parade <i>(26 November)</i>	Polo in the City <i>(3 December)</i>	Perth Chinese New Year Fair <i>(29 January)</i>		
Nepal Festival 27 November	Christmas Pageant <i>(3 December)</i>			
Perth International Jazz Festival <i>21 October -6 November</i>	Carnival Amusements Fun Fair <i>(9 December – 2 January)</i>			
	Carols in the City <i>(10 December)</i>			
	RUFUS DU SOL <i>(17 December)</i>			
	Freedom Time <i>(31 December)</i>			

## Summary of Applications – Business Improvement Grants FY 2022/23

1. The table below provides a summary of FY 2022/23 applicants recommended for **APPROVAL**:

Ref	Applicant / Project	Industry Type	Description	Assessment Score	Requested Total Amount	Recommendation Total amount
a)	Gangemi's Fine Wines & Food / <b>Base build works required to activate the Conditionally Granted Unrestricted Tavern License at Gangemi's Fine Wines</b>	Retail	Complete refit from a liquor store to a multi-use venue including coffee shop, wine bar, deli and new liquor store at <b>1288 Hay St, West Perth</b>	78%	\$20,000 (excl GST)	\$20,000 (excl GST)
b)	Hawaiian / <b>Vibrant Urban Parklet</b>	Commercial Property	Transform a concrete area into a vibrant urban parklet with natural flora, planter boxes, furniture and festoon lighting at <b>177 St Georges Tce, Perth</b>	76%	\$20,000 (excl GST)	\$20,000 (excl GST)
c)	Pentanet Ltd / <b>Pentalounge Internet retail and experience centre</b>	Telecom services	Establish a fun and innovative technological hub at <b>45 St Georges Tce, Perth</b>	76%	\$20,000 (excl GST)	\$20,000 (excl GST)
d)	Corporate Equity Pty Ltd <b>New Lighting and CCTV Cameras</b>	Commercial Property	Install new lighting and CCTV cameras Cnr Milligan & Hay St <b>938 Hay St, Perth</b>	73%	\$7,800 (excl GST)	\$7,800 (excl GST)
e)	The Rechabite / <b>New façade and lighting works and alfresco street interface</b>	Entertainment & Hospitality	Façade upgrade, upgrade awnings, install a raised alfresco platform, lighting and signage to provide amenity interfacing the public and private realm at <b>224 William St, Northbridge</b>	73%	\$20,000 (excl GST)	\$20,000 (excl GST)
f)	Criterion Hotel Perth / <b>Freshen up building exterior of Criterion Hotel Perth</b>	Tourism	Improve façade with new LED signage, painting exterior walls, enhance entrance with new lighting at <b>560 Hay St, Perth</b>	72%	\$9,250 (excl GST)	\$9,250 (excl GST)

Ref	Applicant / Project	Industry Type	Description	Assessment Score	Requested Total Amount	Recommendation Total amount
g)	Grab N Go 171 / <b>Grab N Go 171 Facade and Awning enhancement</b>	Retail	Facade and awning enhancement to blend with the Roe Street redevelopment at <b>171 William St, Northbridge</b>	71%	\$20,000 (excl GST)	\$20,000 (excl GST)
h)	Pirate Life Perth/ <b>Murray Street Parklet / Alfresco</b>	Food and Beverage	Alfresco extension and in-fill of two car bays to expand seating capacity, lighting and increase security at <b>440 Murray St, Perth</b>	71%	\$20,000 (excl GST)	\$20,000 (excl GST)
i)	Comedy Lounge Pty Ltd / <b>Lighting &amp; laneway upgrade</b>	Entertainment	Upgrade to façade and activation to an underutilised laneway with lighting and a projector at <b>413 Murray St, Perth</b>	70%	\$20,000 (excl GST)	\$12,950 (excl GST)

2. The table below provides a summary of FY 2022/23 applicants recommended for **DECLINE**:

Ref	Applicant / Project	Industry Type	Description	Assessment Score	Requested Total Amount	Recommendation Total Amount
a)	Amberjacks Elizabeth Quay / <b>Raised Alfresco Decking Area, with 7 commercial umbrellas and added weather cover</b>	Food and Beverage	Construct a raised decking area under existing roof at shop front and install umbrellas at <b>25 Geoffrey Bolton Ave, Perth</b>	68%	\$16,421.55 (excl GST)	Decline
b)	RJ Pearce / <b>Signage, awnings, banners, window display</b>	Retail	Major fit-out of Jewellery store at new premises and renovate façade on Wolfe Lane with awnings to extend street visibility at <b>Cnr King St &amp; Wolfe Lane, Perth</b>	68%	\$20,000 (excl GST)	Decline
c)	Irwin St Lower Pty Ltd / <b>Goody Two's Business Improvement</b>	Food & Beverage	Exterior & interior refurbishment to enhance the patrons experience at <b>1/40 Irwin St, Perth</b>	65%	\$17,000 (excl GST)	Decline

Ref	Applicant / Project	Industry Type	Description	Assessment Score	Requested Total Amount	Recommendation Total Amount
d)	O'Hanlons (WA) Pty Ltd / <b>Courtyard Revitalisation</b>	Food & Beverage	Refurbishment of William St Bird courtyard including repair undercover area & brickwork, replace decking & install new gate and fire exit at <b>181 William St, Northbridge</b>	65%	\$20,000 (excl GST)	Decline
e)	Game City Espresso Bar / <b>Interactive Projection</b>	Food & Beverage	Install a projector to activate the front of the shop at <b>56 William St, Perth</b>	64%	\$8,200 (excl GST)	Decline
f)	HR Operations PTD LTD / The Hyatt / <b>Plain Street Bar</b>	Tourism	Establish an alfresco area and install refrigeration for the relaunch of Plain Street Bar at <b>99 Adelaide Tce, East Perth</b>	63%	\$20,000 (excl GST)	Decline
g)	Escape This Pty Ltd / <b>Escape This Lake Street venue security &amp; underutilised space improvements</b>	Tourism	Activate underutilised space to increase capacity, install security & CCTV, remove & replace undercover area at <b>48 Lake St, Northbridge</b>	63%	\$18,855.45 (excl GST)	Decline
h)	Camera Electronic / <b>Shop Improvements for Client Experience Shop 2 &amp; 3, 324 Murray St Perth</b>	Retail	Install a giant-sized aquarium in the front window featuring a screen displaying imagery from under water drones at <b>324 Murray St, Perth</b>	63%	\$20,000 (excl GST)	Decline
i)	Godwulf Pty Ltd / <b>Front Facade improvement</b>	Commercial Property	Front façade upgrade to replace old and broken tiles and paintwork at <b>604 Hay St, Perth</b>	63%	\$6,572.50 (excl GST)	Decline
j)	The Heritage Wine Bar / <b>Heritage Alfresco</b>	Food & Beverage	Installation of a suspended alfresco between the Heritage Wine Bar and Brookfield Place podium to close a void to increase capacity at <b>131 St Georges Tce, Perth</b>	62%	\$20,000 (excl GST)	Decline
k)	Toni and Guy Perth / <b>Update Shop front and install a tv/sign on the inside of the window facing out to make an impact. Remove and replace vandalised graffiti screen.</b>	Hairdresser	Upgrade salon shop front with tv/sign inside shop window and replace screen engraved with graffiti. <b>Shop 4, 317 Murray St, Perth</b>	62%	\$8,000 (excl GST)	Decline

Ref	Applicant / Project	Industry Type	Description	Assessment Score	Requested Total Amount	Recommendation Total Amount
l)	Portacom Pty Ltd / <b>Portacom Building Retail Refurbishment</b>	Retail	Repaint façade and interior, new signage, repair window seals & improve gardens at <b>1181 Hay St, West Perth</b>	61%	\$19,862.07 (excl GST)	Decline
m)	SVK WA Pty Ltd / <b>Bi Fold Doors</b>	Food & Beverage	Replace broken bi-fold doors in alfresco area at <b>3/800 Hay St</b>	59%	\$14,143.80 (excl GST)	Decline
n)	Salvarinas Estate of Daphne & J Salvarinas & the Trustee for Estate of Vassilios / <b>Car park make over</b>	Car Park	Carpark make over to repair cracks and increase the overall appearance at <b>2 Roe St, Northbridge</b>	58%	\$20,000 (excl GST)	Decline
o)	Loi's Eastern Supermarket Pty Ltd / <b>Lion Oriental Facade Signage Renovation</b>	Food & Beverage	Removal and replacement of existing shopfront signage at <b>13 Fitzgerald St, Northbridge</b>	58%	\$10,028 (excl GST)	Decline
p)	MBFT & Lancaster Property / <b>Exterior building upgrade</b>	Commercial Property	Exterior building upgrade to improve the façade, painting and installation of an awning at <b>317 Murray St, Perth</b>	38%	\$20,000 (excl GST)	Decline

3. The table below provides a summary of recommended funding:

TOTALS	TOTAL REQUESTED	TOTAL RECOMMENDED
<b>FY 2022/23</b>	\$416,133.37	\$150,000.00



## Acknowledgement of Country

We acknowledge the Whadjuk Nyoongar people, Traditional Owners of the lands and waters where the City of Perth is today and pay our respects to Elders past, present and emerging. Nyoongar peoples are the original inhabitants and Traditional Owners of the South West of Western Australia.

## 1. City of Perth's strategic approach to homelessness

*'By defining and understanding our respective roles, we can achieve greater clarity about how we will work together to reach our vision and where we can affect the greatest positive change' (Department of Communities, 2020, p. 17).*

Homelessness is a complex social issue with underlying, interrelated factors such as the lack of low-cost housing, family breakdown, addiction and insufficient mental services<sup>1,2</sup>. It is therefore appropriate that the various causes of homelessness are addressed by the agency best placed to do so, in a coordinated manner.

In Western Australia, the lead agency to deliver and coordinate the actions to address homeless is the Office of Homelessness within the Department of Communities. Their *'All Paths Lead to Home: Western Australia's 10-Year Strategy on Homelessness 2020 – 2030'* outlines the roles of the stakeholders working to reduce homelessness.

The City of Perth has a long experience of working with stakeholders to reduce the incidence, and impact of homelessness, and will continue to do so, either as a partner, facilitator and advocate.

The following sections of this plan outlines:

- The role of local government in addressing homelessness (Section 2)
- Facts on homelessness in Western Australia (Section 3)
- The specific actions the City commits to (Section 4)
- Data on homelessness in Western Australia illustrating the main contributing factors to homelessness (Appendix)

---

<sup>1</sup> Mago, V.K., Morden, H.K., Fritz, C., Wu, T., Namazi, S., Geranmayeh, P, Chattopadhyay, R., and Daddaghian, V., 2013. Analyzing the impact of social factors on homelessness: a Fuzzy Cognitive Map approach. *BMC Med Inform Decision Making*, 13(94). doi: 10.1186/1472-6947-13-94

<sup>2</sup> Australian Institute of Health and Welfare: [www.aihw.gov.au/reports/homelessness-services/specialist-homelessness-services-monthly-data](http://www.aihw.gov.au/reports/homelessness-services/specialist-homelessness-services-monthly-data)

## 2. The different roles (as per the Department for Communities homelessness strategy)

The following dot points outline the roles that Stage government has provided for the different stakeholders in their 10-year strategic plan.

### State Government

- Department for Communities (DoC) is the lead agency for homelessness in WA (particularly DoC's sub-departments: the Office of Homelessness and the Housing Authority)
- Other state departments that intersect with homelessness, such as the Departments of: Justice, Education and Health (physical and mental health services) and WA Police

### Local Government (City of Perth)

- Make information on local services and supports available and accessible
- Ensure front-line staff are informed and supported to interact with people experiencing homelessness and, where appropriate, refer them to local services

### Community Services Sector

- Service design, delivery of homelessness services and advocacy

### Community and volunteers

- Developing and delivering specialist homelessness services
- Working with government to better design and deliver services

### Private business and philanthropy

- Increasing the overall resources available
- Creating opportunities for innovation

### Commonwealth Government

- Responsible for: welfare and income support systems, immigration, housing market and tax system

### People who are, or at risk of, being homeless

- As people with lived experience of the vulnerability of rough sleeping or homelessness, these individuals have a unique contribution to understanding service delivery (the benefits and the opportunities for improvement)
- Advocacy and peer support

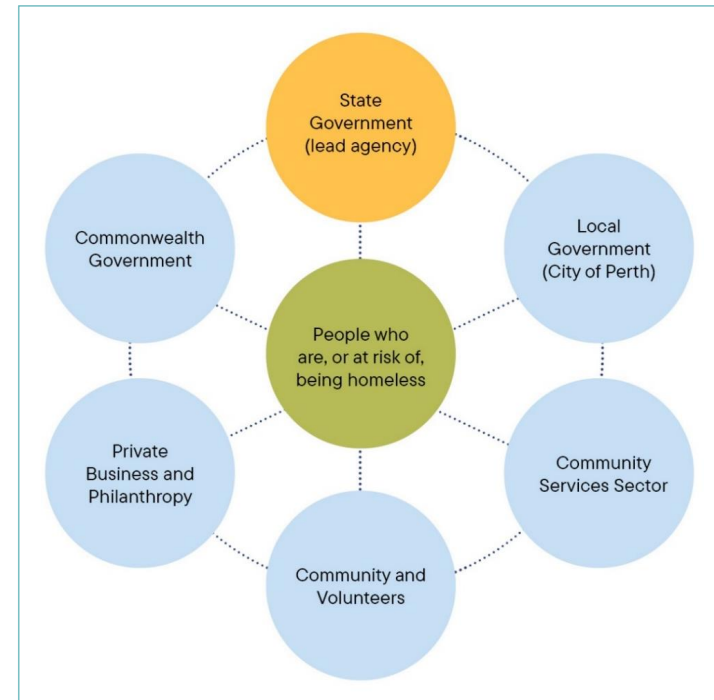


Figure 1 Those involved in reducing the extent and impact of homelessness  
Adapted from Department of Communities, 2020<sup>2</sup>. p. 17-21

### 3. Homelessness in the City of Perth

The Australian Bureau of Statistics states that a person is homeless when he/she does not have suitable accommodation alternatives and the person's current living arrangement<sup>3</sup>:

- Is in a dwelling that is inadequate; or
- Has no tenure, or their initial tenure is short and not extendable; or
- Does not allow the person to have control of, and access to space for social relations.

There are approximately 9,005 people in Western Australia who are homeless. The City of Perth area had the second highest number of people experiencing homelessness (464 people) compared to other local governments in Western Australia, and Inner Perth had the sixth highest from a regional perspective<sup>3</sup>.

Figure 2 Two key City of Perth homelessness actions and outcomes



<sup>3</sup> ABS, 2012. *Information Paper—A Statistical Definition of Homelessness (cat. No. 4922.0)*

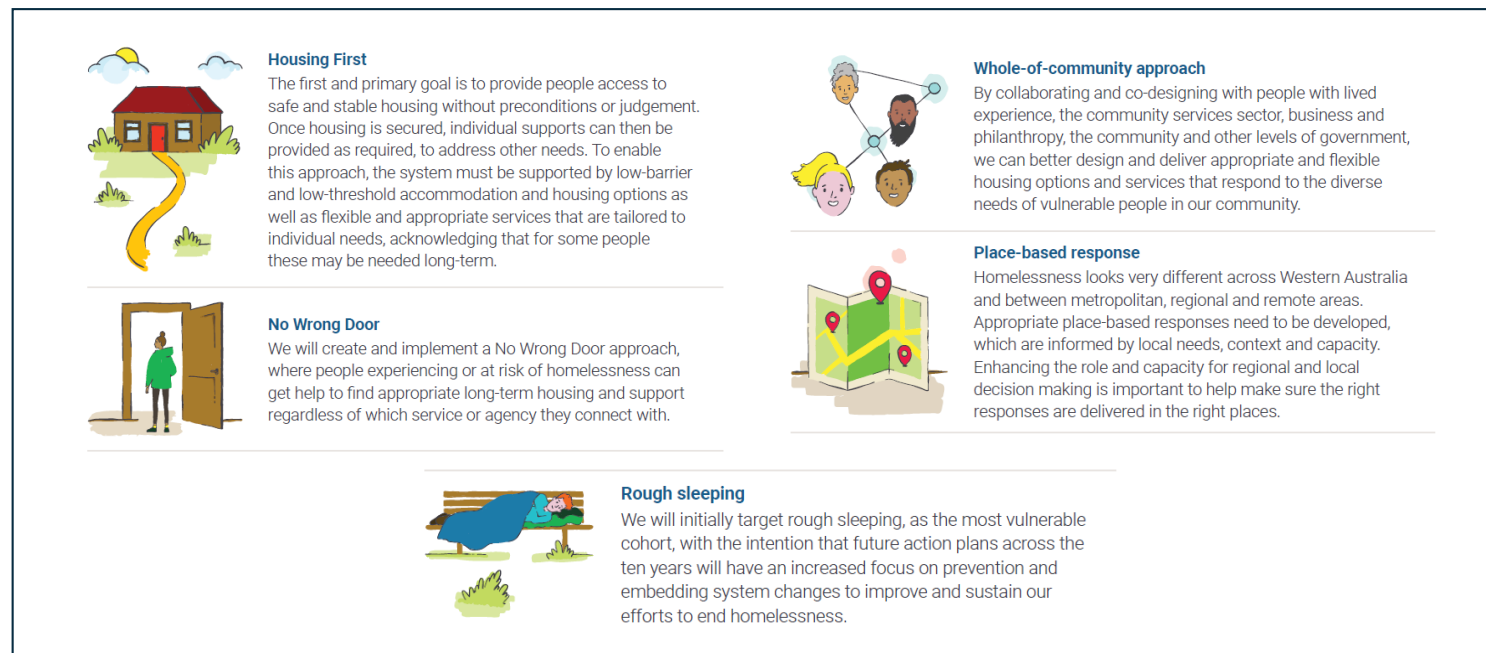
<sup>3</sup> Department for Communities (2020). *All Paths Lead to a Home: Western Australia's 10-Year Strategy on Homelessness 2020-2030 (2016 Census data)*

## 4. City of Perth's actions to address homelessness

*'By defining and understanding our respective roles, we can achieve greater clarity about how we will work together to reach our vision and where we can affect the greatest positive change' (Department of Communities, 2020, p. 17).*

The City works with agencies and stakeholders to reduce the incidence and impact of homelessness. We will continue to support State Government, as the lead agency, in their priorities, as shown in Figure 3.

Figure 3 Department of Communities priorities ('All Paths Lead to Home: Western Australia's 10-Year Strategy on Homelessness 2020 – 2030'. p 10)



The following outlines the City's commitments over the life of this plan.



### Partner

We will build relationships with others to assist in the delivery of services and programs to the community.

City of Perth actions:

- P1: Provide the Safe Night Space (SNS) for Women:
  - a. The City of Perth continues to provide the facility and continues to engage a reputable provider to run the service to 31 May 2023 (end of contract with the provider).
  - b. Review the City's continued involvement in the direct delivery of a homelessness shelter.
- P2: Review the expansion the Safe Night Space for Women by an additional hour per day (i.e. opening the facility at 6pm rather than 7pm).
- P3: Investigate options for how the City may work with others to provide transport to day centres, shelters or services.
- P4: Partner with relevant member organisations, including *WA Alliance to End Homelessness* and *Shelter WA*, working to end homelessness through collective impact.
- P5: Partner with the 'On My Feet' program to provide traineeships to enable up to ten people experiencing homelessness to become self-sufficient.
- P6: Collaborate with other agencies to share information in a timely manner (e.g. the Homelessness Working Group with direct service providers of outreach and homelessness services, the Department of Communities and WA Police, research and advocacy groups and neighbouring local governments).
- P7: Work with the Department of Communities and police to enhance our 'Outreach First' response (i.e. a welfare and support



## Advocate

We will advocate on behalf of the community to influence the delivery of services and programs to meet the needs of the community.

City of Perth advocacy positions:

A1. The City of Perth advocates to State and Federal Governments to reduce homelessness and rough sleeping through the below.

Preventing homelessness:

- a. Enacting evidence-based preventative policies/programs to mitigate the risk of individuals or families becoming homeless.
- b. Increasing Commonwealth income support (e.g. the Newstart Allowance).

Responding to current need:

- c. Urgently increasing the amount of crisis and transitional accommodation, social (public) and affordable (private) permanent housing.
- d. Ensuring adequate resources for culturally appropriate, wrap-around services and case-management

Capacity building and coordination:

- e. Creating a system to make real-time data available to the sector.
- f. Increased collaboration (strategic and operational) between the departments responsible for addressing homelessness, housing, health, justice, physical and mental health.

A2. The City of Perth educates the community (residents, businesses and visitors) regarding the complex factors in relation to homelessness.



## **Facilitate**

**We will facilitate others to deliver services and programs to the community.**

City of Perth actions:

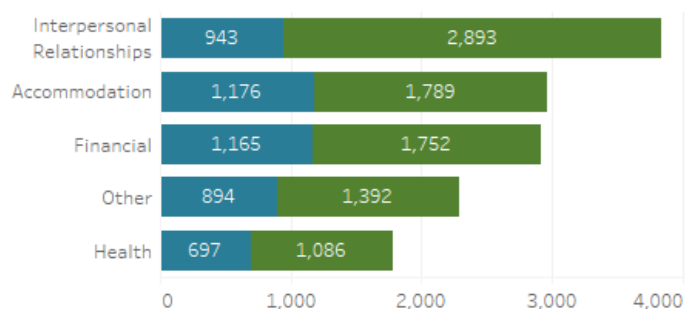
- F1: Continue the accreditation process to improve the capacity of mobile volunteer services, charity groups and homelessness service providers to provide meals, street doctor services, laundry services etc in a safe and sustainable manner
- F2: Investigate how the City can provide improved support at the Accreditation Site, considering items such as improved storage, lighting, traffic management, power supply, shelter and seating.
- F3: Coordination of mobile volunteer services and charity groups through place-based approaches that better meet the needs of people experiencing homelessness.
- F4: Using City of Perth land and assets to create places that are inclusive and can support vulnerable people.

## 6. Appendix: Underlying reasons for becoming homeless and demographic data<sup>4</sup>

### The main reasons that people seek assistance from Specialist Homelessness Services (SHS)

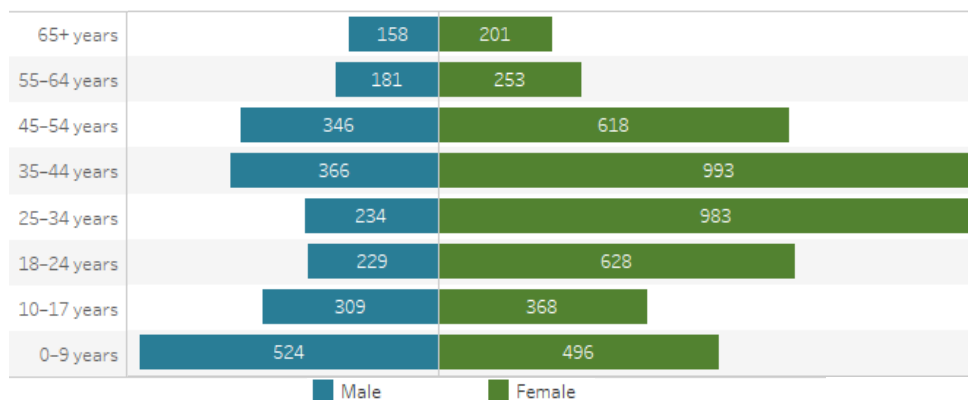
Notes: 1. SHS are the crisis shelters are refugees. 2. Clients may have more than one reasons for seeking assistance

#### Western Australia, March 2022



### SHS clients by age and sex

#### Western Australia, March 2022

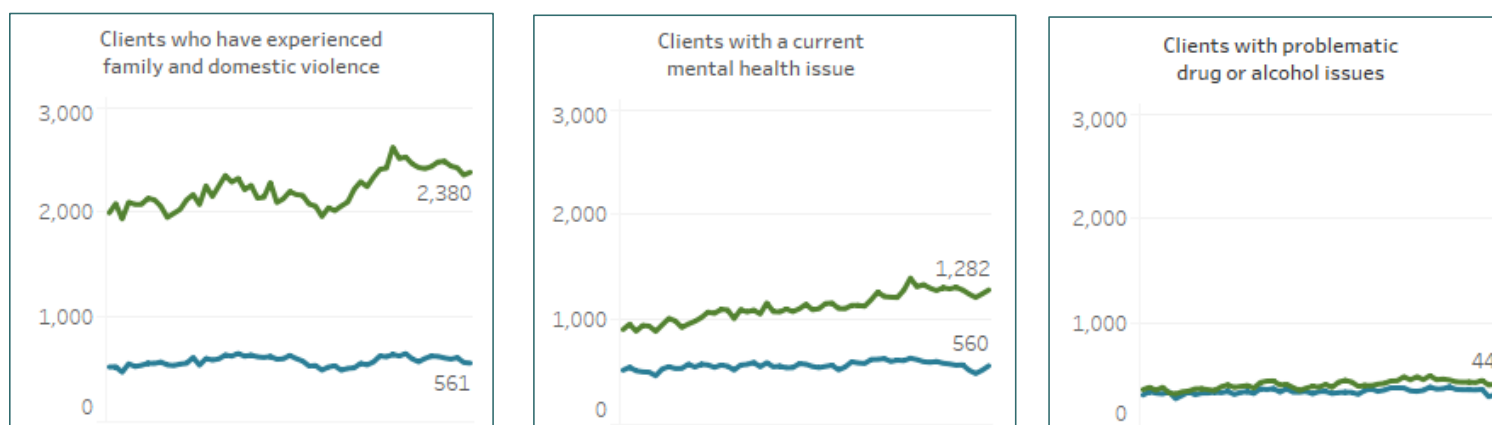


<sup>4</sup> Australian Institute of Health and Welfare: [www.aihw.gov.au/reports/homelessness-services/specialist-homelessness-services-monthly-data](http://www.aihw.gov.au/reports/homelessness-services/specialist-homelessness-services-monthly-data)

**Trend data: Specialist Homelessness Services clients, by client group**

Note: The client groups are not mutually exclusive (i.e. a client may experience several issues at any one time).

**Western Australia, July 2017 – March 2022 <sup>5</sup>**



<sup>5</sup> Australian Institute of Health and Welfare: [www.aihw.gov.au/reports/homelessness-services/specialist-homelessness-services-monthly-data](http://www.aihw.gov.au/reports/homelessness-services/specialist-homelessness-services-monthly-data)

Property Name	Property Address	Tenure	Area	Current Use	Property Review Recommendation	22/23 Proposed Classification
Council House (except Level 3)	27 St Georges Terrace, Perth	Freehold	7,962 sq m	Operational	• Strategic Holding	• Community Purpose
Council House (Level 3)	27 St Georges Terrace, Perth	Freehold	721 sq m	Vacant Office Space	• Strategic Holding	• Income Generating
Northbridge Piazza	142 James Street, Northbridge	Freehold	1,409 sq m	Vacant Building	• Strategic Holding	• Community Purpose
Shop 16	378 Wellington Street, Perth	Crown Land (Management Order)	Internal – 570.4 sq m External – 740 sq m	Currently used as Citiplace Child Care Centre	• Strategic Holding	• Income Generating
Citiplace Community Centre	378 Wellington Street, Perth	Crown Land (Management Order)	306.4 sq m	Community Centre	• Strategic Holding	• Community Purpose



## City of Perth Financial Activity Statement - Nature and Type

May - 2022

Attachment A

Detail	Note	Revised Annual Budget	YTD Budget	YTD Actual	YTD Budget Variance \$	YTD Budget Variance %	Budget Impact
<b>Revenue from Operating Activities</b>							
Operating Grants	1	3,184,627	3,131,449	3,271,677	140,228	4.5%	✓
Contributions and Donations	2	554,642	520,359	614,597	94,237	18.1%	✓
Fees and Charges - Waste	3	10,183,504	10,014,816	9,858,731	(156,085)	(1.6%)	✗
Fees and Charges - Community Services	4	4,191,802	3,938,400	3,710,048	(228,352)	(5.8%)	✗
Rental and Hire Revenue	5	4,017,708	3,682,258	3,443,987	(238,271)	(6.5%)	✗
Parking Fees	6	64,362,775	59,423,770	58,074,068	(1,349,702)	(2.3%)	✗
Fines and Costs	7	8,121,708	7,469,048	6,987,195	(481,853)	(6.5%)	✗
Interest Earned	8	1,460,453	1,410,870	1,488,434	77,564	5.5%	✓
Profit on Disposal of Assets*	9	414,054	165,192	305,675	140,483	85.0%	✓
Distribution from Investments*	10	250,000	201,469	149,876	(51,594)	(25.6%)	✗
Other Revenue	11	1,236,748	1,176,791	1,312,080	135,289	11.5%	✓
Recoverable works	39	0	0	0	0	0.0%	!
<b>Subtotal</b>		<b>97,978,020</b>	<b>91,134,423</b>	<b>89,216,367</b>	<b>(1,918,056)</b>	<b>(2.1%)</b>	<b>✗</b>
<b>Expenses</b>							
Employee Costs	12	(77,023,640)	(70,424,183)	(65,545,156)	4,879,027	6.9%	✓
Advertising	13	(1,502,947)	(1,458,850)	(1,138,389)	320,461	22.0%	✓
Contractors and Consultants	14	(32,973,398)	(28,511,761)	(26,014,975)	2,496,786	8.8%	✓
Insurance	15	(1,266,478)	(1,161,316)	(1,181,918)	(20,601)	(1.8%)	✗
Waste Tipping Charges	16	(3,522,712)	(2,883,636)	(2,587,553)	296,083	10.3%	✓
Other Charges	17	(12,340,789)	(11,019,094)	(10,552,654)	466,439	4.2%	✓
Materials	18	(3,631,588)	(3,259,014)	(2,484,558)	774,456	23.8%	✓
IT Support and Maintenance	19	(4,656,265)	(4,226,064)	(4,058,897)	167,167	4.0%	✓
Plant and Fleet Costs	20	(592,961)	(543,547)	(688,291)	(144,744)	(26.6%)	✗
Utilities	21	(3,568,166)	(3,237,326)	(3,157,959)	79,367	2.5%	✓
Depreciation*	22	(37,488,471)	(34,734,629)	(35,044,244)	(309,615)	(0.9%)	✗
Interest Expenses	23	(228,514)	(215,551)	(223,731)	(8,180)	(3.8%)	✗
Loss on Asset Disposal*	24	(2,269,424)	(1,830,618)	(1,940,104)	(109,486)	(6.0%)	✗
Change in valuation of Disposal*	25	0	0	0	0	0.0%	!
Work in Progress not Capitalised*	26	0	0	(529,437)	(529,437)	0.0%	!
Parking Bay Levy	27	(17,467,898)	(16,011,828)	(15,276,680)	735,148	4.6%	✓
Other Expenses	28	(9,163,939)	(8,370,542)	(6,308,428)	2,062,114	24.6%	✓
Recoverable works	39	(0)	(435)	(58,566)	(58,131)	-	✓
<b>Subtotal</b>		<b>(207,697,187)</b>	<b>(187,888,396)</b>	<b>(176,791,541)</b>	<b>11,096,855</b>	<b>5.9%</b>	<b>✓</b>
<b>Total - Operating Activities</b>		<b>(109,719,167)</b>	<b>(96,753,973)</b>	<b>(87,575,174)</b>	<b>9,178,799</b>	<b>9.5%</b>	<b>✓</b>
Add Back Non Cash Items*		39,343,841	36,400,054	37,411,419	1,011,365	2.8%	✓
<b>Net Surplus / (Deficit) from Operations</b>		<b>(70,375,326)</b>	<b>(60,353,919)</b>	<b>(50,163,755)</b>	<b>10,190,164</b>	<b>16.9%</b>	<b>✓</b>
<b>Investing Activities</b>							
Non Operating Grants	29a	14,503,130	10,090,273	8,369,750	(1,720,524)	(17.1%)	✗
Initial recognition/Contributed Assets	29b	0	0	333,923	333,923	0.0%	!
Purchase of Property, Plant & Equipment	30	(15,886,337)	(14,386,823)	(8,427,476)	5,959,347	41.4%	✓
Construction of Infrastructure	30	(39,094,878)	(34,629,245)	(23,403,322)	11,225,923	32.4%	✓
Proceeds from Sale of Plant & Equipment	31	879,063	0	0	0	0.0%	!
<b>Sub Total - Investing Activities</b>		<b>(39,599,022)</b>	<b>(38,925,795)</b>	<b>(23,127,126)</b>	<b>15,798,669</b>	<b>40.6%</b>	<b>✓</b>
<b>Financing Activities</b>							
New Loan Proceeds	32	0	0	0	0	0.0%	!
Repayment of Borrowings	33	(3,840,500)	(2,860,588)	(2,860,588)	0	0.0%	!
Lease Principal Payments	34	0	0	0	0	0.0%	!
Transfers to Reserves	35	(52,302,330)	(49,141,047)	(49,405,059)	(264,012)	(0.5%)	✗
Transfers from Reserves	36	29,909,814	29,909,814	29,909,814	0	0.0%	!
<b>Sub Total - Financing Activities</b>		<b>(26,233,016)</b>	<b>(22,091,821)</b>	<b>(22,355,833)</b>	<b>(264,012)</b>	<b>1.2%</b>	<b>✓</b>
<b>Budget Deficiency before Rates</b>		<b>(136,207,364)</b>	<b>(121,371,535)</b>	<b>(95,646,714)</b>	<b>25,724,821</b>	<b>21.2%</b>	<b>✓</b>
Opening Position at 1 July	37	32,056,924	32,056,924	32,054,701	(2,223)	(0.0%)	✗
Amount Raised from Rates	38	(97,847,590)	(97,849,776)	(97,861,610)	(11,834)	0.0%	✓
<b>Closing Position Surplus (Deficit)</b>		<b>(6,302,850)</b>	<b>8,535,165</b>	<b>34,269,597</b>	<b>25,734,432</b>	<b>301.5%</b>	<b>✓</b>
<b>Legend</b>							
Favourable impact on Budget Surplus	✓	Unfavourable impact on Budget Surplus		✗			



## Notes to Financial Activity Statement - May 2022

Attachment A

The Note reference and descriptor in each summary box below link back to the relevant line item on the Financial Activity Statement. The variance is then expressed as both a dollar value and a percentage. Letter F or U refers to the impact of the variance on the budget surplus (favourable / unfavourable).

### Notes to Accompany FAS - Operating Revenues

Comments on the 2.1% unfavourable variances in Operating Revenues are provided below.

Note 1	Operating Grants	Variance \$	Variance %	Type
▲	Increase Actual Surplus	\$140K	4.5%	F

The variance is related to Local Government Assistance Grant received in advance for next year (\$489K) and partially offset by less received for Australia Day Program budgeted earlier than acquittal is due. Acquittal will take place by end of financial year.

Note 2	Contributions & Donations	Variance \$	Variance %	Type
▲	Increase Actual Surplus	\$94K	18.1%	F

The favourable variance is related to the Department of Biodiversity, Conservation and Attractions contribution for river wall maintenance along Mounts Bay Road and Christmas Light Trails.

Note 3	Fees & Charges - Waste	Variance \$	Variance %	Type
▼	Decrease Actual Surplus	(\$156K)	(1.6%)	U

Fees & Charges for Waste are slightly under budget.

Note 4	Fees & Charges - Community Services	Variance \$	Variance %	Type
▼	Decrease Actual Surplus	(\$228K)	(5.8%)	U

Lower than anticipated inspection revenue and application fees in Health Services.

Note 5	Rental & Hire Revenue	Variance \$	Variance %	Type
▼	Decrease Actual Surplus	(\$238K)	(6.5 %)	U

The variance relates to reduced rental revenue in a subdued retail sector and Langley Park and Russell Square events revenue being much lower than anticipated (partially influenced by Covid event cancellations).

Note 6	Parking Fees	Variance \$	Variance %	Type
▼	Decrease Actual Surplus	(\$1,350K)	(2.3%)	U

Covid continues to have an unfavourable impact on parking fees. With city offices bringing workers back into their offices, it is hoped that this trend will begin to reverse.

Note 7	Fines & Costs	Variance \$	Variance %	Type
▼	Decrease Actual Surplus	(\$482K)	(6.5%)	U

The unfavourable variance is related to a lower than anticipated volume of parking infringements.

Note 8	Interest Earned	Variance \$	Variance %	Type
▲	Increase Actual Surplus	\$78K	5.5%	F

Interest revenues are slightly ahead of the budget but may exceed budget by 10% at year-end given the much-improved deposit rates available since the May and June RBA announcements on interest rates increases.

Note 9	Profit on Disposal of Assets (Non-Cash)	Variance \$	Variance %	Type
Nil	No direct cash impact on Actual Surplus	\$140K	85%	F

The current market of shortage of second-hand vehicles has resulted in higher than estimated trade in values.

Note 10	Distribution from Investments	Variance \$	Variance %	Type
▼	Decrease Actual Surplus	(\$52K)	(25.6%)	U

The gain on distribution from investments results from the required accounting treatment for the distributions from the City's Colonial First State Investment which is marked to the ASX share index. This partially offsets the lesser result on conventional investments.

Note 11	Other Revenue	Variance \$	Variance %	Type
▲	Increase Actual Surplus	\$135K	11.5%	F

The variance relates to reimbursement for damaged trees, recovery of debt for parking services, settlement enquiries and higher than expected container deposit scheme income.

### Notes to Accompany FAS - Operating Expenses

Comments on the 5.9% favourable variance in Operating Expenses are provided below.

Note 12	Employee Costs	Variance \$	Variance %	Type
▲	Increase Actual Surplus	\$4,879K	6.9%	F

The savings in employee expenses are a result of vacant positions and awaiting of the finalisation of the new Enterprise Bargaining Agreements (including the back-pay component). Some of the vacant positions are in the process of recruitment. Some savings are being re-assigned to cash reserves in May.

Note 13	Advertising	Variance \$	Variance %	Type
▲	Increase Actual Surplus	\$320K	22.0%	F

The variance mainly relates to Branding for Perth budgeted in advertising but mostly expensed against the contractors category and savings made in parking services advertising.

Note 14	Contractors & Consultants	Variance \$	Variance %	Type
▲	Increase Actual Surplus	\$2,497K	8.8%	F

The favourable variance in expenditure is partially caused by savings made and partially by timing of invoices to be paid pending receipt of goods and services. Further details by service are listed below:

- Facilities Maintenance - related to less reactive cleaning required for buildings and toilets (\$159K). In addition to this some the following categories are affected partially by savings and partially by pending invoices: HVAC services (\$76K), fire prevention and control (\$50K), electrical maintenance (\$32K), auto door service (\$27K) and drainage maintenance e (\$27K);
- Parking Services – related partially (\$180K) to implementation of Parking Business Plan project budget which was on hold pending arrival of new General Manager and the remaining variance are savings across contractors, agency staff and security services (\$157K);
- City Planning – timing variance in local planning scheme 3 (\$134K), UWA QE2 Precinct Plan (\$72K) other CPS schemes, Local Planning Strategy, Sustainability Strategy and City Switch (127K);
- Parks and Reserves Maintenance – related to agency staff, Urban Forest Plan, Water Feature and Pool Maintenance, General Maintenance Pump and Reticulation Maintenance (\$292K).
- Asset Maintenance – related to savings in relation to Christmas Decorations set up (\$300K)
- Culture and Arts Management – mainly related to Conservation of Art expenses related to cancelled condition reports as result of staffing changes (\$152K), Heritage Perth Weekend (\$29K), Activation and Screen Curation (\$27K) and Historic Northbridge (\$25K);
- Homelessness Response –related to Accreditation of Homeless Services (\$83K) and Assertive Outreach Cultural (\$117K);
- Legal Services – mainly savings (\$214K).

Note 15	Insurance	Variance \$	Variance %	Type
▼	Decrease Actual Surplus	(\$21K)	(1.8%)	U

Insurance expenses are in line with budget expectations.

Note 16	Waste Tipping Charges	Variance \$	Variance %	Type
▲	Increase Actual Surplus	\$296K	10.3%	F

Favourable variance mainly due to reduction in tipping fee charges and partially due to timing of supplier's invoicing.

Note 17	Other Charges	Variance \$	Variance %	Type
▲	Increase Actual Surplus	\$466K	4.2%	F

Lower than anticipated prosecution, cash collection fees, valuation fees and bank charges.

Note 18	Materials	Variance \$	Variance %	Type
▲	Increase Actual Surplus	\$774K	23.8%	F

Lower than anticipated requirement for minor equipment, purchase of signage, stores, stationery and other materials across the city.

Note 19	IT Support & Maintenance	Variance \$	Variance %	Type
⌚	Timing Difference	\$167K	4.0%	F

Awaiting receipts of goods and services for maintenance of ICT network and ICT security, hardware, software and CCTV.

Note 20	Plant & Fleet Costs	Variance \$	Variance %	Type
▼	Decrease Actual Surplus	(\$145K)	(26.6%)	U

The variance is caused by higher than anticipated fuel prices (\$130K) as well as timing of registration expenses (\$15K).

Note 21	Utilities	Variance \$	Variance %	Type
▲	Increase Actual Surplus	\$79K	2.5%	F

The variance is mainly caused by new telecommunication contract signed at lower cost than what was budgeted.

Note 22	Depreciation (Non-Cash)	Variance \$	Variance %	Type
Nil	No cash impact on Actual Surplus	(\$310K)	(0.9%)	U

Depreciation is in line with the budget.

Note 23	Interest Expenses	Variance \$	Variance %	Type
▼	Decrease Actual Surplus	(\$8K)	(3.8%)	U

Interest expenses are line with the budget.

Note 24	Loss on Asset Disposal (Non-Cash)	Variance \$	Variance %	Type
Nil	No cash impact on Actual Surplus	(\$109K)	(6.0%)	U

The loss on asset disposals is higher than the budget due to loss made on disposal of footbridge on Mount Street (\$492K). The Mount Street Footbridge is owned by Main Roads WA. Therefore, the valuation held against this asset needed to be disposed of. The bridge was capitalised in 2001.

Note 25	Loss on Revaluation of Asset (Non-Cash)	Variance \$	Variance %	Type
Nil	No cash impact on Actual Surplus	-	-	-


This is part of the 'mark to market' treatment of the City's Colonial Fund investment. Any negative revaluations will be offset against the gains identified in Note 10 at year end.

Note 26	Work in Progress not Capitalised	Variance \$	Variance %	Type
Nil	No cash impact on Actual Surplus	(\$529)	(100%)	U

This reflects an accounting treatment to transfer some prior year expenses from the balance sheet (capital) to operational expenses.

Note 27	Parking Levy	Variance \$	Variance %	Type
▲	Increase Actual Surplus	\$735K	4.6%	F


The parking levy expenses are in line with budget expectations. Each year, the City prepays (in July and August) approximately \$17.5M in levies in advance for the parking bays used to generate our anticipated parking revenues. The prepayment is then expensed month by month to the City's accounts. Where parking bays are temporarily out of action, the City can seek a refund for the levy prepaid. A refund has been successful due to resurfacing works at PCEC resulting in reduced licence fees.

Note 28	Other Expenses	Variance \$	Variance %	Type
	Timing Difference	\$2,062K	24.6%	F

This variance is mainly related to the timing of donations and sponsorships as the expenditure profile is not known with certainty at budget time. A report has been approved by Council for an establishment of a Sponsorships Reserve, which will facilitate approval of future year sponsorships and a better cashflow management of budgeted funds.

#### Notes to Accompany FAS - Investing Activities


Investing Activities include sources grants for capital projects, sale of assets, acquisition and construction of assets. Comments on the 40.6% overall favourable variance are made below.

Note 29a	Non-Operating Grants	Variance \$	Variance %	Type
	Timing Difference	(\$1,721K)	(17.1%)	U


Timing variance mainly related to grant funding which is yet to be received for Bus Stops Replacement, East Perth Foreshore and Lighting upgrade, CBD Transport project, John Oldham Bridge Replacement and Metropolitan Regional Road Group (MRRG) Roads Projects.

Note 29b	Initial Recognition/Contributed Assets	Variance \$	Variance %	Type
Nil	No cash impact on Actual Surplus	\$334K	100%	-

The contributed assets are related to the Museum Street handover of landscaped public space and pedestrian link at Museum Street Park by the Metropolitan Redevelopment Authority (MRA).

Note 30	Purchase of Property Plant & Equipment	Variance \$	Variance %	Type
	Timing Difference	\$5,959K	41.4%	F

Refer to the separate Capital Projects Schedule (May 22) for details of all capital projects and commentary on material variances identified therein.

Note 30	Construction of Infrastructure	Variance \$	Variance %	Type
	Timing Difference	\$11,226K	32.4%	F

Refer to the separate Capital Projects Schedule (May 22) for details of all capital projects and commentary on material variances identified therein.

Note 31	Proceeds from Sale of Equipment	Variance \$	Variance %	Type
Nil	No cash impact on Actual Surplus	-	-	-

### Notes to Accompany FAS - Financing Activities

Financing activities include borrowing, debt repayment and management of cash reserve funds. Currently these activities reflect a 1.4% favourable variance. Comments on the individual variances are detailed below.

Note 32	New Loan Proceeds	Variance \$	Variance %	Type
Nil		-	-	-

No borrowings were required for the 2021/22 budget.

Note 33	Repayment of Borrowings	Variance \$	Variance %	Type
Nil	No cash impact on Actual Surplus	2,860,588	2,860,588	-

Repayments of borrowings are in line with budget expectations.

Note 34	Lease Principal Repayments	Variance \$	Variance %	Type
Nil	No cash impact on Actual Surplus	-	-	-

Note 35	Transfer to Reserves	Variance \$	Variance %	Type
▼	Decrease Actual Surplus	(\$264)	(0.5%)	U

Transfers to Reserves is largely in line with the budget other than slightly less than expected interest.

Note 36	Transfers from Reserves	Variance \$	Variance %	Type
⌚	No impact on Actual Surplus	-	-	

Transfers from Reserves is in line with the budget.

Note 37	Opening Budget Position	Variance \$	Variance %	Type
Nil	Increase to Actual Surplus	(\$2K)	0%	U

To allow local governments to adopt their budgets before previous year accounting accruals are completed, they are allowed to conservatively estimate what the final year-end balance (which becomes the opening position for the next year) is. The City's estimated opening position was \$32.05M for the purposes of adopting the budget in July 2021.

Note 38	Amount raised from Rates	Variance \$	Variance %	Type
▲	Increase Actual Surplus	\$12K	0.0%	F

The amount raised from rates is in line with the budget.

Note 39	Recoverable works	Variance \$	Variance %	Type
▼	Decrease Actual Surplus	(\$58K)	(100%)	U

The variance is a combination of timing of works incurred and recovered. The variance mainly relates to expenses incurred for damages at the Library as well as storm damage to escalators Concert Hall. Some insurance reimbursements take place in the following financial year of the expenses being incurred.



## City of Perth - Net Current Position

31 May - 2022

Attachment B

Detail	Revised Annual Budget	YTD Budget	YTD Actual	YTD Budget Variance \$	YTD Budget Variance %	Budget Impact
<b>Current Assets</b>						
Cash & Cash Equivalents - Unrestricted	8,314,919	5,000,000	13,606,055	8,606,055	172.1%	✓
Cash & Cash Equivalents - Restricted	4,756,500	5,000,000	4,323,360	(676,640)	(13.5%)	✗
Investments - Municipal Fund	20,985,112	27,500,000	40,728,312	13,228,312	48.1%	✓
Investments - Reserves	119,900,000	124,880,800	125,997,533	1,116,733	0.9%	✓
Receivables - Rates	1,923,145	1,900,000	2,410,314	510,314	26.9%	✓
Receivables - Trade & Other Receivables	6,682,443	5,500,000	5,451,892	(48,108)	(0.9%)	✗
Inventories	837,190	700,000	690,119	(9,881)	(1.4%)	✗
Deposits & Prepayments	1,388,979	2,350,000	2,363,730	13,730	0.6%	✓
Prepaid Parking Levy	0	1,250,000	1,239,049	(10,951)	(0.9%)	✗
<b>Subtotal</b>	<b>164,788,288</b>	<b>174,080,800</b>	<b>196,810,364</b>	<b>22,729,564</b>	<b>13.1%</b>	✓
<b>Current Liabilities</b>						
Trade & Other Payables	(25,432,826)	(20,000,000)	(23,633,222)	(3,633,222)	18.2%	✓
Payables ESL	0	0	(2,757)	(2,757)	0.0%	!
Borrowings	(705,434)	(979,914)	(979,914)	0	(0.0%)	✗
Lease Liabilities	0	0	(140,220)	(140,220)	0.0%	!
Employee Entitlements	(10,966,987)	(11,000,000)	(11,420,501)	(420,501)	3.8%	✓
<b>Subtotal</b>	<b>(37,105,247)</b>	<b>(31,979,914)</b>	<b>(36,176,615)</b>	<b>(4,196,701)</b>	<b>(13.1%)</b>	✗
<b>Unadjusted Net Assets</b>	<b>127,683,041</b>	<b>142,100,886</b>	<b>160,633,750</b>	<b>18,532,864</b>	<b>(13.0%)</b>	✗
<b>Less:</b>						
Restricted Cash - Reserves	(124,656,500)	(129,880,800)	(130,320,893)	(440,093)	0.3%	✓
<b>Add:</b>						
Current Portion of Borrowings	705,434	979,914	979,914	(0)	(0.0%)	✗
Lease Liabilities	0	0	140,220	140,220	0.0%	!
<b>Adjusted Net Current Assets</b>	<b>3,731,975</b>	<b>13,200,000</b>	<b>31,432,991</b>	<b>18,232,991</b>	<b>(138.1%)</b>	✗
<b>Net Cash Position</b>						
Cash on Hand - Unrestricted	8,314,919	5,000,000	13,606,055	8,606,055	172.1%	✓
Money Market Instruments - Unrestricted	20,985,112	27,500,000	40,728,312	13,228,312	48.1%	✓
<b>Unrestricted Cash</b>	<b>29,300,031</b>	<b>32,500,000</b>	<b>54,334,366</b>	<b>21,834,366</b>	<b>(67.2%)</b>	!
<b>Financing Activities</b>						
Cash on Hand - Restricted	4,756,500	5,000,000	4,323,360	(676,640)	(13.5%)	✗
Money Market Instruments Restricted	119,900,000	124,880,800	125,997,533	1,116,733	(0.9%)	✗
<b>Restricted Cash</b>	<b>124,656,500</b>	<b>129,880,800</b>	<b>130,320,893</b>	<b>440,093</b>	<b>0.3%</b>	✓
<b>Net Cash</b>	<b>153,956,531</b>	<b>162,380,800</b>	<b>184,655,259</b>	<b>22,274,459</b>	<b>(13.7%)</b>	✗

CEO Alliance Variances by Alliance & Service							31 May - 2022	Attachment C
Detail	Revised Annual Budget	YTD Budget	YTD Actual	YTD Budget Variance \$	YTD Budget Variance %	Budget Impact	Comments on Material Variances Identified - by Service	Figures in this view include all Internal Allocations and Internal Recoveries
Financial Summary - CEO Alliance								
Total Revenue	0	0	6,051	(6,051)	0.0%	!		
Core Service	(8,364,147)	(7,546,111)	(6,740,836)	(805,274)	10.7%	✓	Vacancies, internal audit and external legal fees	
Internal Allocations	(2,350,150)	(2,143,155)	(1,958,642)	(184,513)	8.6%	✓		
Internal Recovery	2,175,323	2,006,399	1,738,395	268,004	13.4%	✓		
Operating Project Expenditure	(403,784)	(384,664)	(393,195)	8,531	(2.2%)	✗		
Total Expenditure	(8,942,758)	(8,067,531)	(7,354,278)	(713,253)	8.8%	✓		
Net Operating Surplus (Deficit)	(8,942,758)	(8,067,531)	(7,348,227)	(719,304)	8.9%	✓		
Total Capital Project Expenditure	(240,000)	(160,000)	(72,355)	(87,645)	54.8%	✓		
Financial Summary - CEO Alliance Services								
Leadership - CEO Alliance								
Total Revenue	0	0	0	0	0.0%	!		
Core Service	(675,774)	(583,768)	(516,996)	(66,771)	11.4%	✓	Consultancy and staff learning and development	
Internal Allocations	(204,115)	(187,112)	(181,867)	(5,245)	2.8%	✓		
Operating Project Expenditure	(35,000)	(22,500)	0	(22,500)	100.0%	✓		
(As below)								
10543 - CEO Special Project Consultancy	(35,000)	(22,500)	0	(22,500)	100.0%	✓	\$15K budget has been reallocated for Lord Mayor's office refurbishment.	
Total Expenditure	(914,888)	(793,380)	(698,864)	(94,517)	11.9%	✓		
Net Operating Surplus (Deficit)	(914,888)	(793,380)	(698,864)	(94,517)	11.9%	✓		

Detail	Revised Annual Budget	YTD Budget	YTD Actual	YTD Budget Variance \$	YTD Budget Variance %	Budget Impact	Comments on Material Variances Identified - by Service
--------	-----------------------	------------	------------	------------------------	-----------------------	---------------	--

Figures in this view include all Internal Allocations and Internal Recoveries

#### Audit and Risk

<b>Total Revenue</b>	<b>0</b>	<b>0</b>	<b>0</b>	<b>0</b>	<b>0.0%</b>	!	
Core Service	(716,136)	(648,480)	(456,076)	(192,404)	29.7%	✓	Moslty related to vacancies and pending invoices KPMG internal audit.
Internal Allocations	(35,425)	(32,294)	(29,549)	(2,745)	8.5%	✓	
Internal Recovery	692,690	643,275	371,850	271,426	42.2%	✓	
Operating Project Expenditure	0	0	0	0	0.0%	!	
<b>Total Expenditure</b>	<b>(58,870)</b>	<b>(37,498)</b>	<b>(113,775)</b>	<b>76,277</b>	<b>(203.4%)</b>	✗	
<b>Net Operating Surplus (Deficit)</b>	<b>(58,870)</b>	<b>(37,498)</b>	<b>(113,775)</b>	<b>76,277</b>	<b>(203.4%)</b>	✗	

#### Corporate Communications

<b>Total Revenue</b>	<b>0</b>	<b>0</b>	<b>0</b>	<b>0</b>	<b>0.0%</b>	!	
Core Service	(2,037,936)	(1,855,313)	(1,720,847)	(134,466)	7.2%	✓	
Internal Allocations	(802,748)	(732,744)	(662,830)	(69,914)	9.5%	✓	
Operating Project Expenditure	(76,000)	(76,000)	(77,397)	1,397	(1.8%)	✗	
(As below)							
10311 - City of Lights	(20,000)	(20,000)	(17,897)	(2,103)	10.5%	✓	Event omplete.
10540 - AFL Grand Final	0	0	(3,500)	3,500	0.0%	!	
10564 - Digital Strategy	(56,000)	(56,000)	(56,000)	0	0.0%	!	Project complete.
<b>Total Expenditure</b>	<b>(2,916,684)</b>	<b>(2,664,056)</b>	<b>(2,461,074)</b>	<b>(202,982)</b>	<b>7.6%</b>	✓	
<b>Net Operating Surplus (Deficit)</b>	<b>(2,916,684)</b>	<b>(2,664,056)</b>	<b>(2,461,074)</b>	<b>(202,982)</b>	<b>7.6%</b>	✓	

#### Council Governance and Policy

<b>Total Revenue</b>	<b>0</b>	<b>0</b>	<b>1,520</b>	<b>(1,520)</b>	<b>0.0%</b>	!	
Core Service	(1,349,605)	(1,235,221)	(923,172)	(312,049)	25.3%	✓	Vacancies and secondments to different areas.
Internal Allocations	(692,360)	(633,528)	(599,070)	(34,458)	5.4%	✓	
Operating Project Expenditure	(187,747)	(181,127)	(160,792)	(20,335)	11.2%	✓	
(As below)							
10131 - Neighbourhood & Strategic Community Plan	(45,190)	(38,570)	(29,155)	(9,415)	24.4%	✓	City of Perth Strategic Community Plan 22-32 adopted by Council in April 2022.
10313 - Council Elections and Lord Mayor Election	(97,557)	(97,557)	(85,428)	(12,130)	12.4%	✓	Project complete.
10538 - Agenda and Minutes Software	(45,000)	(45,000)	(46,210)	1,210	(2.7%)	✗	Project complete.
<b>Total Expenditure</b>	<b>(2,229,711)</b>	<b>(2,049,875)</b>	<b>(1,683,034)</b>	<b>(366,841)</b>	<b>17.9%</b>	✓	
<b>Net Operating Surplus (Deficit)</b>	<b>(2,229,711)</b>	<b>(2,049,875)</b>	<b>(1,681,514)</b>	<b>(368,361)</b>	<b>18.0%</b>	✓	

Detail	Revised Annual Budget	YTD Budget	YTD Actual	YTD Budget Variance \$	YTD Budget Variance %	Budget Impact	Comments on Material Variances Identified - by Service
Legal Services							
Total Revenue	0	0	(735)	735	0.0%	!	
Core Service	(1,513,838)	(1,344,177)	(1,179,883)	(164,295)	12.2%	✓	External legal fees requirement year to date less than anticipated.
Internal Allocations	(27,053)	(24,489)	(24,321)	(168)	0.7%	✓	
Internal Recovery	1,283,970	1,176,291	1,175,652	639	0.1%	✓	
Operating Project Expenditure	(9,931)	(9,931)	(48,134)	38,203	(384.7%)	✗	
(As below)							
10313 - Council Elections and Lord Mayor Election	0	0	(3,000)	3,000	0.0%	!	Joint Body Corporate Ownership LGL Election.
10349 - Major Events & Festivals	0	0	(15,455)	15,455	0.0%	!	Legal expenses related to the drone show.
10354 - WACA Aquatic Centre	(9,931)	(9,931)	(27,836)	17,905	(180.3%)	✗	Legal expenses related to WACA.
10400 - CBD Transport Projects	0	0	(1,843)	1,843	0.0%	!	Legal expenses related to CBD Transport Projects.
Total Expenditure	(266,852)	(202,306)	(76,685)	(125,621)	62.1%	✓	
Net Operating Surplus (Deficit)	(266,852)	(202,306)	(77,419)	(124,886)	61.7%	✓	
Leadership - Strategy and Governance							
Total Revenue	0	0	0	0	0.0%	!	
Core Service	(461,014)	(425,668)	(478,489)	52,821	(12.4%)	✗	
Internal Allocations	(36,642)	(33,192)	(30,736)	(2,457)	7.4%	✓	
Operating Project Expenditure	0	0	0	0	0.0%	!	
Total Expenditure	(497,656)	(458,860)	(509,224)	50,365	(11.0%)	✗	
Net Operating Surplus (Deficit)	(497,656)	(458,860)	(509,224)	50,365	(11.0%)	✗	

Figures in this view include all Internal Allocations and Internal Recoveries

Detail	Revised Annual Budget	YTD Budget	YTD Actual	YTD Budget Variance \$	YTD Budget Variance %	Budget Impact	Comments on Material Variances Identified - by Service
Figures in this view include all Internal Allocations and Internal Recoveries							
Council Affairs							
Total Revenue	0	0	5,265	(5,265)	0.0%	!	
Core Service	(1,609,846)	(1,453,485)	(1,465,374)	11,889	(0.8%)	✗	
Internal Allocations	(551,807)	(499,797)	(430,270)	(69,527)	13.9%	✓	
Internal Recovery	198,663	186,832	190,893	(4,061)	(2.2%)	✗	
Operating Project Expenditure	(95,106)	(95,106)	(106,872)	11,766	(12.4%)	✗	
(As below)							
10137 - End of Year Event	(20,000)	(20,000)	(52,184)	32,184	(160.9%)	✗	Event completed over budget due to FBT implication.
10313 - Council Elections and Lord Mayor Election	(1,000)	(1,000)	0	(1,000)	100.0%	✓	Project complete.
10543 - CEO Special Project Consultancy	(15,000)	(15,000)	0	(15,000)	100.0%	✓	\$15K budget has been re-allocated for Lord Mayor's office refurbishment. Funds requested to be carried forward.
10550 - Freedom of Entry Royal Australian Airforce	(28,995)	(28,995)	(19,323)	(9,672)	33.4%	✓	Event complete.
10551 - Freedom of Entry HMAS	(30,112)	(30,112)	(35,365)	5,254	(17.4%)	✗	Project overspent due to unanticipated costs for hire hostile vehicle mitigation.
Total Expenditure	(2,058,097)	(1,861,556)	(1,811,622)	(49,934)	2.7%	✓	
Net Operating Surplus (Deficit)	(2,058,097)	(1,861,556)	(1,806,357)	(55,199)	3.0%	✓	
Total Capital Project Expenditure	(240,000)	(160,000)	(72,355)	(87,645)	54.8%	✓	
10228 - Perth City Kids App	(110,000)	(110,000)	(72,355)	(37,645)	34.2%	✓	Timing variance - Photography and copywriting quotes being sourced for more app content.
10396 - Art Acquisitions	(50,000)	(50,000)	0	(50,000)	100.0%	✓	Nominated carry forward,. This relates to mayoral portraits yet to be commissioned.
10474 - Renewal - ICT - Audio Visual	(80,000)	0	0	0	0.0%	!	Nominated carry forward, limited available resources have delayed the delivery of this project.
10515 - Renewal - Street Furniture	0	0	0	0	0.0%	!	

 **Corporate Services Alliance Variances by Alliance & Service**

31 May - 2022

Attachment C

Detail	Revised Annual Budget	YTD Budget	YTD Actual	YTD Budget Variance \$	YTD Budget Variance %	Budget Impact	Comments on Material Variances Identified - by Service
--------	-----------------------	------------	------------	------------------------	-----------------------	---------------	--

Figures in this view include all Internal Allocations and Internal Recoveries

Financial Summary - Corporate Services Alliance							
Total Revenue	100,799,788	100,451,819	102,300,551	(1,848,732)	(1.8%)	✓	Revaluation income partially offset in loss of revaluation of fixed assets. Financial assistance and local road funding for 22/23 received in advance.
Core Service	(23,014,472)	(20,942,904)	(19,994,394)	(948,510)	4.5%	✓	
Internal Allocations	(4,022,198)	(3,667,293)	(3,636,370)	(30,923)	0.8%	✓	
Internal Recovery	25,452,046	23,245,922	21,590,265	1,655,657	7.1%	✓	
Operating Project Expenditure	(163,050)	(131,050)	(133,095)	2,045	(1.6%)	✗	
Total Expenditure	(1,747,674)	(1,495,325)	(2,173,594)	678,269	(45.4%)	✗	
Net Operating Surplus (Deficit)	99,052,115	98,956,494	100,126,957	1,170,463	1.2%	✓	
Total Capital Project Expenditure	(2,635,499)	(2,535,499)	(2,177,929)	(357,569)	14.1%	✓	

Financial Summary - Corporate Services Alliance Services

Corporate Planning & Performance

Total Revenue	0	0	0	0	0.0%	!	
Core Service	(1,176,395)	(1,073,772)	(502,795)	(570,976)	53.2%	✓	Vacancies
Internal Allocations	(599,763)	(548,142)	(502,658)	(45,484)	8.3%	✓	
Operating Project Expenditure	0	0	(7,500)	7,500	0.0%	!	
(As below)							
10095 - Economic Development Sponsorship	0	0	(7,500)	7,500	0.0%	!	Incorrectly costed - to be transferred to correct service unit.
Total Expenditure	(1,776,158)	(1,621,914)	(1,012,953)	(608,961)	37.5%	✓	
Net Operating Surplus (Deficit)	(1,776,158)	(1,621,914)	(1,012,953)	(608,961)	37.5%	✓	

Detail	Revised Annual Budget	YTD Budget	YTD Actual	YTD Budget Variance \$	YTD Budget Variance %	Budget Impact	Comments on Material Variances Identified - by Service
Leadership - Corporate Services							
Total Revenue	0	0	0	0	0.0%	!	
Core Service	(520,120)	(470,376)	(518,328)	47,953	(10.2%)	✗	
Internal Allocations	(28,086)	(26,363)	(20,568)	(5,795)	22.0%	✓	
Internal Recovery	555,193	508,944	528,228	(19,283)	(3.8%)	✗	
Operating Project Expenditure	0	0	0	0	0.0%	!	
(As below)							
Total Expenditure	6,988	12,206	(10,669)	22,874	187.4%	✓	
Net Operating Surplus (Deficit)	6,988	12,206	(10,669)	(22,874)	(187.4%)	✗	
Strategic Finance							
Total Revenue	0	0	0	0	0.0%	!	
Core Service	(1,460,621)	(1,338,103)	(1,184,127)	(153,975)	11.5%	✓	Vacancies
Internal Allocations	(389,473)	(354,787)	(336,089)	(18,698)	5.3%	✓	
Internal Recovery	1,852,539	1,692,826	1,497,145	195,681	11.6%	✓	
Operating Project Expenditure	0	0	0	0	0.0%	!	
(As below)							
Total Expenditure	2,445	(64)	(23,071)	23,007	(36,118.2%)	✗	
Net Operating Surplus (Deficit)	2,445	(64)	(23,071)	23,007	#####	✗	
ICT Services							
Total Revenue	0	0	0	0	0.0%	!	
Core Service	(12,676,589)	(11,545,154)	(10,949,535)	(595,619)	5.2%	✓	
Internal Allocations	(603,235)	(545,736)	(503,348)	(42,388)	7.8%	✓	
Internal Recovery	13,385,407	12,266,165	11,170,085	1,096,080	8.9%	✓	
Operating Project Expenditure	(131,050)	(131,050)	(125,595)	(5,455)	4.2%	✓	
(As below)							
10555 - ICT Strategy	(131,050)	(131,050)	(125,595)	(5,455)	4.2%	✓	On track.
Total Expenditure	(25,468)	44,225	(408,393)	452,618	1023.4%	✓	
Net Operating Surplus (Deficit)	(25,468)	44,225	(408,393)	(452,618)	(1,023.4%)	✗	

Figures in this view include all Internal Allocations and Internal Recoveries

Detail	Revised Annual Budget	YTD Budget	YTD Actual	YTD Budget Variance \$	YTD Budget Variance %	Budget Impact	Comments on Material Variances Identified - by Service
<div>Figures in this view include all Internal Allocations and Internal Recoveries</div>							
<b>Transactional Finance</b>							
<b>Total Revenue</b>	<b>100,796,788</b>	<b>100,449,069</b>	<b>102,298,203</b>	<b>(1,849,134)</b>	<b>(1.8%)</b>	✓	Revaluation income partially offset in loss of revaluation of fixed assets. Financial assistance and local road funding for 22/23 received in advance.
Core Service	(2,406,131)	(2,191,597)	(2,871,586)	679,990	(31.0%)	✗	Loss on revaluation of investment offset against the revaluation income in the revenue category.
Internal Allocations	(1,085,047)	(992,190)	(1,116,151)	123,961	(12.5%)	✗	
Internal Recovery	3,693,893	3,373,481	3,365,938	7,544	0.2%	✓	
Operating Project Expenditure	0	0	0	0	0.0%	!	
<b>Total Expenditure</b>	<b>202,714</b>	<b>189,695</b>	<b>(621,800)</b>	<b>811,495</b>	<b>427.8%</b>	✓	
<b>Net Operating Surplus (Deficit)</b>	<b>100,999,503</b>	<b>100,638,763</b>	<b>101,676,403</b>	<b>1,037,639</b>	<b>1.0%</b>	✓	
<b>People &amp; Culture</b>							
<b>Total Revenue</b>	<b>0</b>	<b>0</b>	<b>0</b>	<b>0</b>	<b>0.0%</b>	!	
Core Service	(2,514,480)	(2,281,137)	(2,114,105)	(167,031)	7.3%	✓	
Internal Allocations	(566,053)	(515,052)	(501,266)	(13,787)	2.7%	✓	
Internal Recovery	3,116,442	2,826,401	2,568,842	257,559	9.1%	✓	
Operating Project Expenditure	0	0	0	0	0.0%	!	
<b>Total Expenditure</b>	<b>35,908</b>	<b>30,212</b>	<b>(46,529)</b>	<b>76,741</b>	<b>254.0%</b>	✓	
<b>Net Operating Surplus (Deficit)</b>	<b>35,908</b>	<b>30,212</b>	<b>(46,529)</b>	<b>(76,741)</b>	<b>(254.0%)</b>	✗	
<b>Information and Records Management</b>							
<b>Total Revenue</b>	<b>3,000</b>	<b>2,750</b>	<b>2,348</b>	<b>402</b>	<b>14.6%</b>	✗	
Core Service	(635,066)	(576,093)	(666,411)	90,319	(15.7%)	✗	One position transferred from People and Culture to Records.
Internal Allocations	(319,955)	(292,255)	(279,418)	(12,836)	4.4%	✓	
Internal Recovery	912,450	834,829	928,765	(93,936)	(11.3%)	✗	
Operating Project Expenditure	(32,000)	0	0	0	0.0%	!	
(As below)							
10581 - Records Disaster Recovery Plan	(32,000)	0	0	0	0.0%	!	Project to be completed in June.
<b>Total Expenditure</b>	<b>(74,571)</b>	<b>(33,518)</b>	<b>(17,065)</b>	<b>(16,453)</b>	<b>49.1%</b>	✓	
<b>Net Operating Surplus (Deficit)</b>	<b>(71,571)</b>	<b>(30,768)</b>	<b>(14,716)</b>	<b>(16,052)</b>	<b>52.2%</b>	✓	

Detail	Revised Annual Budget	YTD Budget	YTD Actual	YTD Budget Variance \$	YTD Budget Variance %	Budget Impact	Comments on Material Variances Identified - by Service
Figures in this view include all Internal Allocations and Internal Recoveries							
Workplace, Health & Safety							
Total Revenue	0	0	0	0	0.0%	!	
Core Service	(733,507)	(650,194)	(415,793)	(234,401)	36.1%	✓	Vacancies and Covid 19 kits budget not fully utilised.
Internal Allocations	(79,755)	(72,595)	(69,794)	(2,801)	3.9%	✓	
Internal Recovery	693,762	607,184	475,888	131,296	21.6%	✓	
Operating Project Expenditure	0	0	0	0	0.0%	!	
Total Expenditure	(119,500)	(115,605)	(9,699)	(105,906)	91.6%	✓	
Net Operating Surplus (Deficit)	(119,500)	(115,605)	(9,699)	(105,906)	91.6%	✓	
Procurement and Contract Management							
Total Revenue	0	0	0	0	0.0%	!	
Core Service	(891,563)	(816,480)	(771,713)	(44,768)	5.5%	✓	
Internal Allocations	(350,829)	(320,172)	(307,078)	(13,094)	4.1%	✓	
Internal Recovery	1,242,361	1,136,091	1,055,375	80,716	7.1%	✓	
Operating Project Expenditure	0	0	0	0	0.0%	!	
Total Expenditure	(31)	(562)	(23,415)	22,854	(4,070.1%)	✗	
Net Operating Surplus (Deficit)	(31)	(562)	(23,415)	22,854	(4,070.1%)	✗	
Total Capital Project Expenditure	(2,635,499)	(2,535,499)	(2,177,929)	(357,569)	14.1%	✓	
10222 - Renewal - ICT - Mobile Phone	(30,000)	(30,000)	(24,253)	(5,747)	19.2%	✓	Favourable variance - Project is complete within full year budget.
10310 - Renewal - ICT - Optical Character Recognition and	(165,000)	(65,000)	(154,390)	89,390	(137.5%)	✗	Timing variance - Project is complete within full year budget.
10322 - Live Streaming	(94,563)	(94,563)	(94,563)	0	0.0%	!	Project is complete.
10417 - Renewal - ICT - Desk Phone	(75,000)	(75,000)	(69,733)	(5,267)	7.0%	✓	Project is complete.
10475 - ICT Desktop Asset Renewal	(90,000)	(90,000)	(90,965)	965	(1.1%)	✗	Project is complete.
10476 - Renewal - ICT - Network	(250,000)	(250,000)	(142,224)	(107,776)	43.1%	✓	Favourable variance - Project complete with savings.
10477 - Renewal - ICT - UPS	(40,956)	(40,956)	(43,099)	2,144	(5.2%)	✗	Project is complete.
10529 - Renewal - ICT - Storage	(765,000)	(765,000)	(572,430)	(192,570)	25.2%	✓	Project complete with savings. Reduced number of nodes required to reach capacity requirements.
14141 - CA Service Desk Replacement	(89,980)	(89,980)	(89,980)	0	0.0%	!	Project is complete.
14433 - Unified Comms Refresh & Replacement Telephone	(300,000)	(300,000)	(156,697)	(143,303)	47.8%	✓	Timing variance - final claim currently being assessed for payment and close out.
14434 - Renewal - ICT - Workstation	(735,000)	(735,000)	(739,595)	4,595	(0.6%)	✗	Project is complete.

Community Development Alliance Variances by Alliance & Service							31 May - 2022	Attachment C
Detail	Revised Annual Budget	YTD Budget	YTD Actual	YTD Budget Variance \$	YTD Budget Variance %	Budget Impact	Comments on Material Variances Identified - by Service	Figures in this view include all Internal Allocations and Internal Recoveries
Financial Summary - Community Development Alliance								
Total Revenue	6,086,464	5,805,038	4,619,891	1,185,147	20.4%	✖	Mainly related to acquittal for Australia Day program to Lotterywest due 30/6/22 and partially related to lower fees income food inspections as well as hire charges reserves.	
Core Service	(26,352,252)	(23,945,521)	(23,380,600)	(564,921)	2.4%	✔		
Internal Allocations	(10,179,003)	(9,288,884)	(8,721,631)	(567,253)	6.1%	✔		
Internal Recovery	3,210,902	2,937,114	2,672,133	264,982	9.0%	✔		
Recoverable works	0	0	19,387	(19,387)	0.0%	⚠		
Operating Project Expenditure	(13,787,487)	(12,804,281)	(9,647,253)	(3,157,028)	24.7%	✔		
Total Expenditure	(47,107,840)	(43,101,571)	(39,057,964)	(4,043,607)	9.4%	✔		
Net Operating Surplus (Deficit)	(41,021,375)	(37,296,533)	(34,438,073)	(2,858,460)	7.7%	✔		
Total Capital Project Expenditure	(711,542)	(677,542)	(448,225)	(229,317)	33.8%	✔		
Financial Summary - Community Development Alliance Services								
Leadership - Community Development								
Total Revenue	0	0	0	0	0.0%	⚠		
Core Service	(633,606)	(578,494)	(617,975)	39,480	(6.8%)	✖		
Internal Allocations	(174,213)	(158,890)	(149,990)	(8,900)	5.6%	✔		
Internal Recovery	817,440	748,316	755,245	(6,930)	(0.9%)	✖		
Operating Project Expenditure	0	0	0	0	0.0%	⚠		
(As below)								
Total Expenditure	9,621	10,932	(12,719)	23,651	216.4%	✔		
Net Operating Surplus (Deficit)	9,621	10,932	(12,719)	(23,651)	(216.4%)	✖		

Detail	Revised Annual Budget	YTD Budget	YTD Actual	YTD Budget Variance \$	YTD Budget Variance %	Budget Impact	Comments on Material Variances Identified - by Service	Figures in this view include all Internal Allocations and Internal Recoveries
Customer Experience								
Total Revenue	142,557	134,676	140,833	(6,157)	(4.6%)	✓		
Core Service	(2,132,557)	(1,959,120)	(1,795,348)	(163,772)	8.4%	✓	Vacancies	
Internal Allocations	(979,206)	(893,165)	(823,191)	(69,974)	7.8%	✓		
Internal Recovery	2,377,462	2,174,098	1,869,995	304,104	14.0%	✓		
Operating Project Expenditure (As below)	(100,000)	0	(1,541)	1,541	0.0%	!		
10358 - Activation and Neighbourhood Placemaking	(100,000)	0	(1,541)	1,541	0.0%	!	Project not proceeding at this stage.	
10559 - iCity Kiosk transparent panels	0	0	0	0	0.0%	!		
Total Expenditure	(834,301)	(678,186)	(750,086)	71,899	(10.6%)	✗		
Net Operating Surplus (Deficit)	(691,744)	(543,511)	(609,253)	65,742	(12.1%)	✗		
Community Capacity Building								
Total Revenue	0	0	0	0	0.0%	!		
Core Service	(686,545)	(617,405)	(577,015)	(40,390)	6.5%	✓		
Internal Allocations	(294,980)	(269,190)	(245,947)	(23,243)	8.6%	✓		
Operating Project Expenditure (As below)	(22,281)	(20,931)	(17,217)	(3,714)	17.7%	✓		
10208 - Diversity and Inclusion Advisory Group	(14,352)	(13,002)	(7,781)	(5,221)	40.2%	✓	LGBTQIA+ advisory group meetings; work continues to progress.	
10276 - Treaty Danjoo	(7,929)	(7,929)	(9,436)	1,507	(19.0%)	✗	Project is complete. Overspend is due to accounting error to be corrected in next period.	
Total Expenditure	(1,003,806)	(907,527)	(840,180)	(67,347)	7.4%	✓		
Net Operating Surplus (Deficit)	(1,003,806)	(907,527)	(840,180)	(67,347)	7.4%	✓		

Detail	Revised Annual Budget	YTD Budget	YTD Actual	YTD Budget Variance \$	YTD Budget Variance %	Budget Impact	Comments on Material Variances Identified - by Service
--------	-----------------------	------------	------------	------------------------	-----------------------	---------------	--

Figures in this view include all Internal Allocations and Internal Recoveries

Community Support Services

Total Revenue	1,772,656	1,668,719	1,713,182	(44,463)	(2.7%)	✓	
Core Service	(4,787,076)	(4,349,502)	(4,040,525)	(308,977)	7.1%	✓	
Internal Allocations	(1,766,757)	(1,611,483)	(1,725,009)	113,525	(7.0%)	✗	
Internal Recovery	0	0	1,899	(1,899)	0.0%	!	
Operating Project Expenditure	(1,587,580)	(1,357,083)	(1,223,845)	(133,238)	9.8%	✓	
(As below)							
10116 - Safe Night Spaces	(11,482)	(11,482)	(10,235)	(1,247)	10.9%	✓	Project completed.
10205 - Tuesday Morning Show	0	0	(41)	41	0.0%	!	
10312 - iCity Decal Wrap	(30,000)	(15,000)	0	(15,000)	100.0%	✓	Project not proceeding at this stage.
10334 - Assertive Outreach Services (Cultural)	(292,302)	(252,302)	(140,630)	(111,672)	44.3%	✓	Services on track.
10335 - Safe Night Space - Women Only	(1,050,187)	(874,690)	(866,710)	(7,980)	0.9%	✓	Two year program commenced in May 2021.
10375 - Safe Shelter Trial	(203,609)	(203,609)	(205,549)	1,940	(1.0%)	✗	Project completed.
10559 - iCity Kiosk transparent panels	0	0	(680)	680	0.0%	!	
Total Expenditure	(8,141,413)	(7,318,068)	(6,987,479)	(330,589)	4.5%	✓	
Net Operating Surplus (Deficit)	(6,368,757)	(5,649,349)	(5,274,297)	(375,052)	6.6%	✓	

Library and Life-long Learning

Total Revenue	91,077	82,122	85,814	(3,693)	(4.5%)	✓	
Core Service	(4,799,524)	(4,286,956)	(4,360,235)	73,279	(1.7%)	✗	
Internal Allocations	(1,192,414)	(1,088,232)	(1,039,534)	(48,698)	4.5%	✓	
Internal Recovery	0	0	3,182	(3,182)	0.0%	!	
Operating Project Expenditure	(70,000)	(60,000)	0	(60,000)	100.0%	✓	
(As below)							
10105 - Services Review	(50,000)	(40,000)	0	(40,000)	100.0%	✓	Project due to begin July 22 and budget requested to be carried forward to next financial year.
10565 - Library Software and Hardware Upgrade	(20,000)	(20,000)	0	(20,000)	100.0%	✓	Hardware and software ordered, supplier advised delay in arrival of items due to the semi-conductor shortage. Estimate expected delivery July 2022.
Total Expenditure	(6,061,937)	(5,435,187)	(5,396,587)	(38,600)	0.7%	✓	
Net Operating Surplus (Deficit)	(5,970,860)	(5,353,066)	(5,310,773)	(42,293)	0.8%	✓	

Detail	Revised Annual Budget	YTD Budget	YTD Actual	YTD Budget Variance \$	YTD Budget Variance %	Budget Impact	Comments on Material Variances Identified - by Service
Figures in this view include all Internal Allocations and Internal Recoveries							
Culture and Arts Management							
Total Revenue	45,046	45,086	363	44,724	99.2%	✖	Lotterywest grant for Heritage Perth Weekend to be acquitted and received June 22.
Core Service	(1,800,691)	(1,673,180)	(1,146,417)	(526,763)	31.5%	✔	Mainly related to vacancies and contractors underexpenditure.
Internal Allocations	(663,892)	(606,057)	(555,961)	(50,096)	8.3%	✔	
Operating Project Expenditure	(326,116)	(234,116)	(178,031)	(56,084)	24.0%	✔	
(As below)							
10041 - Collections Storage Project	(72,823)	(20,823)	(20,001)	(822)	3.9%	✔	Monthly storage costs.
10194 - Light it up Program	0	0	(950)	950	0.0%	⚠	Adhoc operational costs. Budget is part of the capital program.
10200 - Think Perth	0	0	0	0	0.0%	⚠	
10269 - Heritage Perth Weekend	(66,050)	(66,050)	(37,388)	(28,662)	43.4%	✔	Event held weekend of 8th to 10th of April, finalising expenditure.
10300 - Making Space for Culture	(1,016)	(1,016)	(1,016)	0	0.0%	⚠	
10321 - Historic Northbridge	(40,000)	(40,000)	(15,083)	(24,918)	62.3%	✔	Consultancy has commenced. Due to delays, installation is expected to be completed in July with final payment carried over to next financial year.
10344 - Local Heritage Survey	(79,564)	(79,564)	(63,959)	(15,605)	19.6%	✔	Close to finalising and preparing report to go to Council June 22.
10357 - Perth Town Hall Conservation Management Plan	(66,596)	(26,596)	(38,596)	12,000	(45.1%)	✖	Work is progressing, variance was due to phasing of budget.
11967 - Wellington Square Enhancement	(67)	(67)	(1,038)	971	(1,447.8%)	✖	
Total Expenditure	(2,790,698)	(2,513,352)	(1,880,408)	(632,944)	25.2%	✔	
Net Operating Surplus (Deficit)	(2,745,652)	(2,468,266)	(1,880,046)	(588,220)	23.8%	✔	

Detail	Revised Annual Budget	YTD Budget	YTD Actual	YTD Budget Variance \$	YTD Budget Variance %	Budget Impact	Comments on Material Variances Identified - by Service	Figures in this view include all Internal Allocations and Internal Recoveries
Events Management								
Total Revenue	1,899,318	1,894,318	1,245,005	649,314	34.3%	✖	Lotterywest grant for Australia Day program to be acquitted and received June 22.	
Core Service	(1,179,786)	(1,064,279)	(1,108,107)	43,828	(4.1%)	✖		
Internal Allocations	(565,639)	(516,370)	(471,858)	(44,511)	8.6%	✔		
Operating Project Expenditure	(5,355,785)	(5,364,006)	(4,991,752)	(372,254)	6.9%	✔		
(As below)								
10039 - Christmas Concerts (incl. Nativity)	(57,000)	(57,000)	(55,003)	(1,997)	3.5%	✔	Project completed.	
10059 - Lunar New Year	(50,000)	(50,000)	(39,573)	(10,427)	20.9%	✔	Project completed.	
10072 - Winter Festival	520	520	520	0	0.0%	⚠		
10139 - New Years Eve	(460,000)	(460,000)	(429,093)	(30,907)	6.7%	✔	Project completed.	
10183 - Skyworks	(158)	(158)	0	(158)	100.0%	✔		
10189 - Australia Day Program	(2,765,000)	(2,767,146)	(2,670,453)	(96,693)	3.5%	✔	Project completed, finalising some late invoices received.	
10207 - Twilights Hawkers Market	(20,000)	(21,548)	(12,926)	(8,622)	40.0%	✔	Project completed.	
10311 - City of Lights	(150,000)	(150,000)	(7,435)	(142,565)	95.0%	✔	Project completed, invoice to be finalised.	
10358 - Activation and Neighbourhood Placemaking	(1)	(5,813)	(5,813)	0	0.0%	⚠	Inaugural neighbourhood place plan launched in August. Project transferred to other service unit at budget review.	
10365 - Christmas Lights Trail	(1,501,267)	(1,499,982)	(1,401,780)	(98,202)	6.5%	✔	Project completed.	
10508 - Smart Bus Stops Real Time Information	0	0	(15,255)	15,255	0.0%	⚠	Account correction to be processed in next period.	
10539 - Olympics & Paralympics Welcome Home	(5,001)	(5,001)	(7,161)	2,161	(43.2%)	✖	Project cancelled due to weather.	
10540 - AFL Grand Final	(327,879)	(327,879)	(327,780)	(99)	0.0%	✔	Project completed.	
10560 - Nyumbi	(20,000)	(20,000)	(20,000)	0	0.0%	⚠	Project completed.	
10598 - Leveraging and Activation	0	0	0	0	0.0%	⚠		
Total Expenditure	(7,101,210)	(6,944,655)	(6,571,718)	(372,937)	5.4%	✔		
Net Operating Surplus (Deficit)	(5,201,891)	(5,050,337)	(5,326,713)	276,377	(5.5%)	✖		

Detail	Revised Annual Budget	YTD Budget	YTD Actual	YTD Budget Variance \$	YTD Budget Variance %	Budget Impact	Comments on Material Variances Identified - by Service
Figures in this view include all Internal Allocations and Internal Recoveries							
Sponsorships & Grants							
Total Revenue	0	0	0	0	0.0%	!	
Core Service	(437,237)	(400,467)	(576,794)	176,326	(44.0%)	✗	Team was increased through internal transfers during the year to support program of works.
Internal Allocations	(240,725)	(219,813)	(202,776)	(17,037)	7.8%	✓	
Operating Project Expenditure	(5,108,114)	(4,560,000)	(2,169,511)	(2,390,489)	52.4%	✓	
(As below)							
10008 - Arts and Cultural Grants	(1,000,000)	(930,000)	(496,992)	(433,008)	46.6%	✓	Remaining budget has been committed to future years.
10078 - Event Sponsorship	(1,000,000)	(930,000)	(650,094)	(279,906)	30.1%	✓	Remaining budget has been committed to future years.
10091 - Business Improvement Grants	(175,000)	(155,000)	(38,182)	(116,818)	75.4%	✓	Remaining budget has been committed to future years.
10095 - Economic Development Sponsorship	(721,000)	(645,000)	(50,000)	(595,000)	92.2%	✓	Remaining budget has been committed to future years.
10130 - COVID19 Postponed Events and Projects	0	0	10,000	(10,000)	0.0%	!	Prior year sponsorship refund.
10184 - Small Business Grants	(104,000)	(100,000)	(1,549)	(98,451)	98.5%	✓	Program not going ahead for FY21/22. Budget to be used for new Safer Spaces Grants program to be expended in the following financial year.
10349 - Major Events & Festivals	(1,180,000)	(1,110,000)	(672,727)	(437,273)	39.4%	✓	Remaining budget is allocated to other programs.
10352 - Neighbourhood Heroes	(355,000)	(300,000)	(255,061)	(44,939)	15.0%	✓	Remaining budget is allocated to other programs.
10359 - Adaptive Reuse Grant	(133,114)	(110,000)	0	(110,000)	100.0%	✓	Agreement is under review.
10370 - Sustainable Community Grants	(140,000)	(110,000)	0	(110,000)	100.0%	✓	Program not going ahead for FY 21/22. Budget to be used for new Small Business Bounce Back Grants program. Application assessments in progress.
10371 - Heritage Grants	(250,000)	(125,000)	0	(125,000)	100.0%	✓	Program not going ahead for FY 21/22. Budget to be used for new Small Business Bounce Back Grants program. Application assessments in progress.
10372 - Venue support	(50,000)	(45,000)	(14,905)	(30,095)	66.9%	✓	Remaining budget is allocated to other programs.
Total Expenditure	(5,786,076)	(5,180,280)	(2,949,080)	(2,231,200)	43.1%	✓	
Net Operating Surplus (Deficit)	(5,786,076)	(5,180,280)	(2,949,080)	(2,231,200)	43.1%	✓	
Community Safety							
Total Revenue	203,291	191,374	129,849	61,525	32.1%	✗	Less fines have been issued as there has been a shift towards education over enforcement.
Core Service	(5,193,753)	(4,734,313)	(5,380,897)	646,583	(13.7%)	✗	Team was increased through internal transfers during the year to address hot spot safety concerns.
Internal Allocations	(1,970,643)	(1,796,725)	(1,611,604)	(185,120)	10.3%	✓	
Operating Project Expenditure	(69,031)	(57,445)	(68,042)	10,597	(18.4%)	✗	
(As below)							
10363 - City Youth (WA Police grant funded project)	(21,586)	(10,000)	(17,758)	7,758	(77.6%)	✗	Project is complete within the full grant funding.
10467 - Expansion - CCTV	0	0	(669)	669	0.0%	!	
10544 - Northbridge Youth Mural	(47,445)	(47,445)	(49,615)	2,170	(4.6%)	✗	Project is complete.
Total Expenditure	(7,233,428)	(6,588,483)	(7,060,543)	472,060	(7.2%)	✗	
Net Operating Surplus (Deficit)	(7,030,137)	(6,397,109)	(6,930,694)	533,585	(8.3%)	✗	

Detail	Revised Annual Budget	YTD Budget	YTD Actual	YTD Budget Variance \$	YTD Budget Variance %	Budget Impact	Comments on Material Variances Identified - by Service	Figures in this view include all Internal Allocations and Internal Recoveries
<b>Activity Approvals</b>								
<b>Total Revenue</b>	<b>681,469</b>	<b>667,853</b>	<b>517,992</b>	<b>149,861</b>	<b>22.4%</b>	✗	Parks reserves and mall hire for events has been lower than anticipated over the financial year.	
Core Service	(1,265,566)	(1,146,077)	(1,005,344)	(140,733)	12.3%	✓	Vacancies	
Internal Allocations	(717,714)	(655,196)	(596,321)	(58,875)	9.0%	✓		
Internal Recovery	0	0	16,395	(16,395)	0.0%	!		
Operating Project Expenditure (As below)	0	0	0	0	0.0%	!		
<b>Total Expenditure</b>	<b>(1,983,280)</b>	<b>(1,801,273)</b>	<b>(1,585,270)</b>	<b>(216,003)</b>	<b>12.0%</b>	✓		
<b>Net Operating Surplus (Deficit)</b>	<b>(1,301,811)</b>	<b>(1,133,420)</b>	<b>(1,067,278)</b>	<b>(66,142)</b>	<b>5.8%</b>	✓		
<b>Public Health Management</b>								
<b>Total Revenue</b>	<b>1,075,300</b>	<b>964,514</b>	<b>639,602</b>	<b>324,912</b>	<b>33.7%</b>	✗	Improved compliance due to education and enforcement program has resulted in lower fine and inspection revenue.	
Core Service	(1,843,029)	(1,680,245)	(1,589,242)	(91,003)	5.4%	✓		
Internal Allocations	(874,437)	(798,350)	(726,636)	(71,714)	9.0%	✓		
Internal Recovery	0	0	5,782	(5,782)	0.0%	!		
Operating Project Expenditure (As below)	0	0	0	0	0.0%	!		
<b>Total Expenditure</b>	<b>(2,717,466)</b>	<b>(2,478,595)</b>	<b>(2,310,096)</b>	<b>(168,499)</b>	<b>6.8%</b>	✓		
<b>Net Operating Surplus (Deficit)</b>	<b>(1,642,166)</b>	<b>(1,514,081)</b>	<b>(1,670,494)</b>	<b>156,413</b>	<b>(10.3%)</b>	✗		

Detail	Revised Annual Budget	YTD Budget	YTD Actual	YTD Budget Variance \$	YTD Budget Variance %	Budget Impact	Comments on Material Variances Identified - by Service	Figures in this view include all Internal Allocations and Internal Recoveries
Marketing								
Total Revenue	0	0	0	0	0.0%	!		
Core Service	(878,388)	(804,683)	(562,032)	(242,651)	30.2%	✓	Vacancies	
Internal Allocations	(312,045)	(284,809)	(263,975)	(20,833)	7.3%	✓		
Operating Project Expenditure	(1,148,580)	(1,150,700)	(997,313)	(153,387)	13.3%	✓		
(As below)								
10027 - Christmas and New Years	(400,000)	(400,000)	(340,209)	(59,791)	14.9%	✓	Campaign completed.	
10031 - City of Perth Parking Campaigns	(100,000)	(100,000)	(94,861)	(5,139)	5.1%	✓	Campaigns progressing, invoices to be processed for financial year end.	
10054 - Impact Evaluation and insights	0	0	(14,377)	14,377	0.0%	!	Relates to expenditure from last financial year through late invoices.	
10064 - Always On	0	0	4,765	(4,765)	0.0%	!	Relates to a refund received for prior works.	
10072 - Winter Festival	(66,415)	(66,415)	(80,380)	13,964	(21.0%)	✗	Campaign completed. Expenditure includes July 2021 winter and June 2022 winter campaigns.	
10189 - Australia Day Program	(300,000)	(300,000)	(290,950)	(9,050)	3.0%	✓	Campaign completed, finalising supplier invoicing.	
10207 - Twilights Hawkers Market	(20,000)	(20,000)	(19,640)	(360)	1.8%	✓	Campaign completed.	
10269 - Heritage Perth Weekend	(50,000)	(51,603)	(36,018)	(15,585)	30.2%	✓	Campaign completed and awaiting invoices to be received.	
10311 - City of Lights	(25,000)	(25,000)	0	(25,000)	100.0%	✓	Expenditure in Events Management.	
10540 - AFL Grand Final	(37,000)	(37,517)	(38,339)	823	(2.2%)	✗	Campaign completed.	
23431 - Branding for Perth	(150,165)	(150,165)	(87,305)	(62,860)	41.9%	✓	Brand refresh complete.	
Total Expenditure	(2,339,013)	(2,240,192)	(1,823,321)	(416,871)	18.6%	✓		
Net Operating Surplus (Deficit)	(2,339,013)	(2,240,192)	(1,823,321)	(416,871)	18.6%	✓		
Community Facilities								
Total Revenue	175,750	156,376	147,252	9,124	5.8%	✗		
Core Service	(714,497)	(650,799)	(620,670)	(30,129)	4.6%	✓		
Internal Allocations	(426,337)	(390,604)	(308,828)	(81,776)	20.9%	✓		
Internal Recovery	16,000	14,700	19,635	(4,935)	(33.6%)	✗		
Operating Project Expenditure	0	0	0	0	0.0%	!		
(As below)								
Total Expenditure	(1,124,834)	(1,026,703)	(909,864)	(116,839)	11.4%	✓		
Net Operating Surplus (Deficit)	(949,084)	(870,327)	(762,612)	(107,715)	12.4%	✓		

Detail	Revised Annual Budget	YTD Budget	YTD Actual	YTD Budget Variance \$	YTD Budget Variance %	Budget Impact	Comments on Material Variances Identified - by Service	Figures in this view include all Internal Allocations and Internal Recoveries
Total Capital Project Expenditure	(711,542)	(677,542)	(448,225)	(229,317)	33.8%	✓		
10194 - Light it up Program	(276,000)	(276,000)	(112,405)	(163,595)	59.3%	✓	Commencement of works were delayed due to access licence agreements with building owners. Artists are also experiencing COVID-19 related shipping delays. Project has been nominated to be carried forward.	
10264 - UC - Crew Cab Ute	(87,911)	(87,911)	(85,448)	(2,463)	2.8%	✓	Project is complete.	
10321 - Historic Northbridge	(100,000)	(66,000)	0	(66,000)	100.0%	✓	The participants have signed off on their stories and the plaque locations have been finalised. It is still anticipated that installation will be finalised by July 2022. Project has been nominated to be carried forward.	
10375 - Safe Shelter Trial	2,559	2,559	2,559	0	0.0%	⚠	Project is complete.	
10467 - Expansion - CCTV	(42,664)	(42,664)	(46,081)	3,417	(8.0%)	✗	Project is complete.	
10559 - iCity Kiosk transparent panels	(10,000)	(10,000)	(8,980)	(1,020)	10.2%	✓	Project is complete.	
11967 - Wellington Square Enhancement	(197,526)	(197,526)	(197,871)	345	(0.2%)	✗	Project is complete.	

 **Planning and Economic Development Alliance Variances by Alliance & Service**

31 May - 2022

Attachment C

Detail	Revised Annual Budget	YTD Budget	YTD Actual	YTD Budget Variance \$	YTD Budget Variance %	Budget Impact	Comments on Material Variances Identified - by Service
--------	-----------------------	------------	------------	------------------------	-----------------------	---------------	--

Figures in this view include all Internal Allocations and Internal Recoveries

Financial Summary - Planning and Economic Development Alliance							
Total Revenue	894,500	853,547	832,428	21,119	2.5%	⊗	
Core Service	(10,386,826)	(9,507,951)	(8,159,224)	(1,348,726)	14.2%	✓	Mainly related to vacancies.
Internal Allocations	(5,036,526)	(4,598,564)	(4,156,036)	(442,529)	9.6%	✓	
Internal Recovery	606,815	555,379	556,241	(861)	(0.2%)	⊗	
Operating Project Expenditure	(1,081,924)	(949,528)	(544,155)	(405,373)	42.7%	✓	
Total Expenditure	(15,898,462)	(14,500,664)	(12,303,174)	(2,197,490)	15.2%	✓	
Net Operating Surplus (Deficit)	(15,003,961)	(13,647,117)	(11,470,746)	(2,176,371)	15.9%	✓	
Total Capital Project Expenditure	(533,522)	(470,522)	(195,807)	(274,715)	58.4%	✓	

Financial Summary - Planning and Economic Development Alliance Services

Leadership - Planning and Economic Development

Total Revenue	0	0	0	0	0.0%	!	
Core Service	(449,554)	(411,746)	(427,258)	15,512	(3.8%)	⊗	
Internal Allocations	(157,260)	(143,634)	(133,634)	(9,999)	7.0%	✓	
Internal Recovery	606,815	555,379	552,391	2,988	0.5%	✓	
Operating Project Expenditure	0	0	0	0	0.0%	!	
(As below)							
Total Expenditure	0	0	(8,501)	8,501	0.0%	!	
Net Operating Surplus (Deficit)	0	0	(8,501)	8,501	0.0%	!	

Detail	Revised Annual Budget	YTD Budget	YTD Actual	YTD Budget Variance \$	YTD Budget Variance %	Budget Impact	Comments on Material Variances Identified - by Service	Figures in this view include all Internal Allocations and Internal Recoveries
<b>City Future</b>								
<b>Total Revenue</b>	<b>0</b>	<b>0</b>	<b>0</b>	<b>0</b>	<b>0.0%</b>	!		
Core Service	(183,224)	(167,791)	(203,156)	35,366	(21.1%)	✗	Variance is related to salary costs from a different service.	
Internal Allocations	(143,374)	(131,077)	(119,881)	(11,196)	8.5%	✓		
Operating Project Expenditure	0	0	0	0	0.0%	!		
<b>Total Expenditure</b>	<b>(326,598)</b>	<b>(298,868)</b>	<b>(323,037)</b>	<b>24,170</b>	<b>(8.1%)</b>	✗		
<b>Net Operating Surplus (Deficit)</b>	<b>(326,598)</b>	<b>(298,868)</b>	<b>(323,037)</b>	<b>24,170</b>	<b>(8.1%)</b>	✗		
<b>City Planning</b>								
<b>Total Revenue</b>	<b>0</b>	<b>0</b>	<b>8,294</b>	<b>(8,294)</b>	<b>0.0%</b>	!	Scheme Amendment income.	
Core Service	(2,044,171)	(1,870,448)	(1,535,457)	(334,990)	17.9%	✓	Mainly related to vacancies.	
Internal Allocations	(927,010)	(846,084)	(765,844)	(80,241)	9.5%	✓		
Operating Project Expenditure (As below)	(582,121)	(548,421)	(258,366)	(290,055)	52.9%	✓		
10033 - Local Planning Scheme No. 3	(150,000)	(150,000)	(17,775)	(132,225)	88.1%	✓	Delay in approval of revised project plan resulted in delays in release of Request for Tender (RFT) for character and heritage areas. Tender now awarded.	
10034 - City Planning Strategy	0	0	(59)	59	0.0%	!		
10035 - City Switch	(17,600)	(17,600)	(17,600)	0	0.0%	!		
10057 - Local Planning Scheme 26 Amendment 3	0	0	(166)	166	0.0%	!		
10175 - UWA QEII Precinct Plan	(252,201)	(221,501)	(149,419)	(72,083)	32.5%	✓	Traffic and transport modelling consultant appointed. First Invoice received early May 2022. Additional Technical Studies Request for Quote briefs being finalised.	
10289 - CPS 2 Amendment No. 41-Northbridge SEP, Noise Attenuation	(5,000)	(5,000)	0	(5,000)	100.0%	✓	Delay in finalisation of Amendment and presentation to Council due to complexity of submissions received and the State Government's request for further technical meetings. The City and State Government to determine how much additional time is needed to finalise the Amendment. Budget expenditure will occur after this.	
10291 - CPS 2 Amendment 42 (Colin & Hay, West Perth)	0	0	(14)	14	0.0%	!		
10292 - CPS 2 Amendment 43 (Thomas & Wellington, West Perth)	0	0	(14)	14	0.0%	!		
10294 - CPS2 Amendment 44 (Cnr Elder and Wellington Street, Central	0	0	(24)	24	0.0%	!		
10336 - Local Planning Strategy	(50,000)	(50,000)	(1,465)	(48,535)	97.1%	✓	Formal consultation on draft Strategy concluded on 25 March 2022. Submissions now being reviewed.	
10338 - Nabers Energy Rating and reporting for Council House	(7,320)	(4,320)	(7,320)	3,000	(69.4%)	✗	Energy and water assessment complete. New rating certificate has been received.	
10364 - Sustainability Strategy	(100,000)	(100,000)	(64,500)	(35,500)	35.5%	✓	Strategy endorsed at 26 April 2022 OCM. Strategy graphic design completed in June.	
10517 - CPS2 Amendment 45 (Lord and Newcastle, Northbridge)	0	0	(10)	10	0.0%	!		
<b>Total Expenditure</b>	<b>(3,553,303)</b>	<b>(3,264,953)</b>	<b>(2,559,667)</b>	<b>(705,286)</b>	<b>21.6%</b>	✓		
<b>Net Operating Surplus (Deficit)</b>	<b>(3,553,303)</b>	<b>(3,264,953)</b>	<b>(2,551,373)</b>	<b>(713,581)</b>	<b>21.9%</b>	✓		

Detail	Revised Annual Budget	YTD Budget	YTD Actual	YTD Budget Variance \$	YTD Budget Variance %	Budget Impact	Comments on Material Variances Identified - by Service
--------	-----------------------	------------	------------	------------------------	-----------------------	---------------	--

Figures in this view include all Internal Allocations and Internal Recoveries

Development Approvals

Total Revenue	340,000	311,664	317,322	(5,658)	(1.8%)	✓	
Core Service	(1,266,524)	(1,156,444)	(1,113,895)	(42,549)	3.7%	✓	
Internal Allocations	(843,327)	(770,355)	(718,390)	(51,965)	6.7%	✓	
Internal Recovery	0	0	3,135	(3,135)	0.0%	!	
Operating Project Expenditure	0	0	0	0	0.0%	!	
Total Expenditure	(2,109,851)	(1,926,799)	(1,829,150)	(97,649)	5.1%	✓	
Net Operating Surplus (Deficit)	(1,769,851)	(1,615,135)	(1,511,827)	(103,307)	6.4%	✓	


Building Approvals

Total Revenue	554,500	541,883	506,811	35,071	6.5%	✗	
Core Service	(1,301,125)	(1,183,941)	(1,159,125)	(24,817)	2.1%	✓	
Internal Allocations	(765,811)	(699,355)	(634,999)	(64,355)	9.2%	✓	
Internal Recovery	0	0	714	(714)	0.0%	!	
Operating Project Expenditure	0	0	0	0	0.0%	!	
(As below)							
Total Expenditure	(2,066,936)	(1,883,296)	(1,793,410)	(89,886)	4.8%	✓	
Net Operating Surplus (Deficit)	(1,512,436)	(1,341,413)	(1,286,598)	(54,815)	4.1%	✓	

Transport and Urban Design

Total Revenue	0	0	0	0	0.0%	!	
Core Service	(2,817,328)	(2,569,937)	(1,978,321)	(591,616)	23.0%	✓	Vacancies
Internal Allocations	(1,307,622)	(1,193,512)	(1,095,425)	(98,087)	8.2%	✓	
Operating Project Expenditure	(345,453)	(254,797)	(138,905)	(115,892)	45.5%	✓	
(As below)							
10297 - Riverfront Masterplan	(25,000)	(144)	(144)	0	0.0%	!	Project unlikely to progress this financial year.
10302 - Road Network Design and Review	(69,999)	(47,199)	(38,437)	(8,762)	18.6%	✓	Purchase order raised for quantity survey for Hay and Hill Street 2 Way. Additionally a quantity survey has been commissioned for Terrace Rd road safety
10339 - Playground Design Program	(80,000)	(72,000)	(55,200)	(16,800)	23.3%	✓	Concept designs finalised. Detailed design package completed. Purchase orders raised for completion of project. Final invoice due end of June.
10345 - Wellington Street Clearways	(10,000)	(5,000)	(3,100)	(1,900)	38.0%	✓	Council approved Clearways to be installed next financial year. Remaining funds to be utilised for Road Network Design and Review projects
10377 - Main Street Refresh Program	(60,000)	(50,000)	(39,500)	(10,500)	21.0%	✓	Analysis by consultants completed. Topographical surveys have been ordered for various main streets and expected to be completed by the end of June.

Detail	Revised Annual Budget	YTD Budget	YTD Actual	YTD Budget Variance \$	YTD Budget Variance %	Budget Impact	Comments on Material Variances Identified - by Service	Figures in this view include all Internal Allocations and Internal Recoveries
10473 - East Perth Foreshore PSP and Lighting Upgrade Works	(454)	(454)	(454)	0	0.0%	!		
10491 - Retail Mall Enhancement A	0	0	0	0	0.0%	!		
10507 - Roe Street Enhancement (Fitzgerald to Beaufort)	0	0	(330)	330	0.0%	!		
10545 - Transport Strategy	(100,000)	(80,000)	0	(80,000)	100.0%	✓	Project scope has changed and now only requires a project position paper to be presented to State Government for consideration. Funding unlikely to be required now and will likely be handed back at financial year end.	
11967 - Wellington Square Enhancement	0	0	(1,740)	1,740	0.0%	!		
<b>Total Expenditure</b>	<b>(4,470,403)</b>	<b>(4,018,247)</b>	<b>(3,212,652)</b>	<b>(805,595)</b>	<b>20.0%</b>	✓		
<b>Net Operating Surplus (Deficit)</b>	<b>(4,470,403)</b>	<b>(4,018,247)</b>	<b>(3,212,652)</b>	<b>(805,595)</b>	<b>20.0%</b>	✓		
<b>Economic Development</b>								
<b>Total Revenue</b>	<b>0</b>	<b>0</b>	<b>0</b>	<b>0</b>	<b>0.0%</b>	!		
Core Service	(2,324,900)	(2,147,644)	(1,742,012)	(405,632)	18.9%	✓	Sector Development has reduced scope on work which is contributing to the underspend. Additionally subscriptions relating to Economic Research have been lower to date.	
Internal Allocations	(892,121)	(814,547)	(687,863)	(126,685)	15.6%	✓		
Operating Project Expenditure (As below)	(154,350)	(146,310)	(146,884)	574	(0.4%)	✗		
10054 - Impact Evaluation and insights	(14,350)	(14,350)	(8,904)	(5,446)	38.0%	✓	Project progressing.	
10161 - Place and Economic Analytics	0	0	(840)	840	0.0%	!		
10329 - Workshops	0	0	3,000	(3,000)	0.0%	!		
10376 - Economic Development Strategy	(140,000)	(131,960)	(140,000)	8,040	(6.1%)	✗	Project completed	
14147 - Smart Cities - Data Hub Phase 2 Ops	0	0	(140)	140	0.0%	!		
<b>Total Expenditure</b>	<b>(3,371,371)</b>	<b>(3,108,502)</b>	<b>(2,576,758)</b>	<b>(531,743)</b>	<b>17.1%</b>	✓		
<b>Net Operating Surplus (Deficit)</b>	<b>(3,371,371)</b>	<b>(3,108,502)</b>	<b>(2,576,758)</b>	<b>(531,743)</b>	<b>17.1%</b>	✓		
<b>Total Capital Project Expenditure</b>	<b>(533,522)</b>	<b>(470,522)</b>	<b>(195,807)</b>	<b>(274,715)</b>	<b>58.4%</b>	✓		
10186 - Parking Signage	0	0	0	0	0.0%	!		
10489 - Pedestrian Crossings Improvement	(145,000)	(145,000)	(11,455)	(133,545)	92.1%	✓	Timing variance - Works scheduled to be completed before end of financial year.	
10491 - Retail Mall Enhancement A	0	0	0	(0)	0.0%	!		
10508 - Smart Bus Stops Real Time Information	(71,164)	(71,164)	(52,140)	(19,024)	26.7%	✓	Timing variance - Project is on track, consultancy works are underway.	
10509 - Smart Cities Carbon Neutral Council Pier Street Sc	(205,818)	(205,818)	(66,287)	(139,531)	67.8%	✓	Timing variance - Building approval received at the end of May, site works to commence first week of June. Nominated carry forward as practical construction date will be in July.	
10510 - Smart Water and Electricity Meters	(11,540)	(11,540)	(11,540)	0	0.0%	!	Project is complete.	
10515 - Renewal - Street Furniture	(50,000)	(26,000)	(37,503)	11,503	(44.2%)	✗	Timing variance - Last installations are to be completed early June.	
10585 - Wayfinding Signage	(50,000)	(11,000)	(16,883)	5,883	(53.5%)	✗	COVID-19 related shipping and fabrication delays. Project nominated to be carried forward.	
10616 - Events Campaigns	0	0	0	0	0.0%	!		

	Infrastructure and Operations Alliance Variances by Alliance & Service				31 May - 2022			Attachment C	
Detail	Revised Annual Budget	YTD Budget	YTD Actual	YTD Budget Variance \$	YTD Budget Variance %	Budget Impact	Comments on Material Variances Identified - by Service	Figures in this view include all Internal Allocations and Internal Recoveries	

Financial Summary - Infrastructure and Operations Alliance							
Total Revenue	11,568,547	11,340,803	11,469,309	(128,506)	(1.1%)	✓	
Core Service	(55,445,570)	(49,538,997)	(49,046,612)	(492,385)	1.0%	✓	
Internal Allocations	(23,426,262)	(21,445,148)	(21,756,571)	311,423	(1.5%)	✗	
Internal Recovery	17,497,465	16,036,826	17,014,369	(977,543)	(6.1%)	✗	
Recoverable works	(0)	(435)	(65,438)	65,003	(14,942.8%)	✗	
Operating Project Expenditure	(10,276,364)	(9,275,066)	(9,198,875)	(76,190)	0.8%	✓	
Total Expenditure	(71,650,730)	(64,222,819)	(63,053,127)	(1,169,692)	1.8%	✓	
Net Operating Surplus (Deficit)	(60,082,183)	(52,882,016)	(51,583,818)	(1,298,198)	2.5%	✓	
Total Capital Project Expenditure	(49,812,886)	(44,159,399)	(28,279,070)	(15,880,329)	36.0%	✓	

Financial Summary - Infrastructure and Operations Alliance Services

Engineering and Design

Total Revenue	0	0	0	0	0.0%	!	
Core Service	(890,773)	(758,372)	(685,833)	(72,540)	9.6%	✓	Vacancies
Internal Allocations	(297,439)	(271,135)	(271,171)	36	(0.0%)	✗	
Operating Project Expenditure	0	0	0	0	0.0%	!	
(As below)							
Total Expenditure	(1,188,212)	(1,029,507)	(957,004)	(72,503)	7.0%	✓	
Net Operating Surplus (Deficit)	(1,188,212)	(1,029,507)	(957,004)	(72,503)	7.0%	✓	

Detail	Revised Annual Budget	YTD Budget	YTD Actual	YTD Budget Variance \$	YTD Budget Variance %	Budget Impact	Comments on Material Variances Identified - by Service
<b>Leadership - Infrastructure and Operations</b>							
<b>Total Revenue</b>	<b>0</b>	<b>0</b>	<b>0</b>	<b>0</b>	<b>0.0%</b>	!	
Core Service	(592,572)	(542,965)	(502,322)	(40,643)	7.5%	✓	Savings in staff learning and development and office supplies.
Internal Allocations	(180,060)	(164,510)	(156,396)	(8,114)	4.9%	✓	
Internal Recovery	772,631	707,475	648,150	59,325	8.4%	✓	
Operating Project Expenditure	(80,000)	(80,000)	(127,596)	47,596	(59.5%)	✗	
(As below)							
10137 - End of Year Event	0	0	(0)	0	0.0%	!	
10553 - Normalisation of Elizabeth Quay Assets	(80,000)	(80,000)	(127,596)	47,596	(59.5%)	✗	Mainly consultant cost.
<b>Total Expenditure</b>	<b>(80,000)</b>	<b>(80,000)</b>	<b>(138,164)</b>	<b>58,164</b>	<b>(72.7%)</b>	✗	
<b>Net Operating Surplus (Deficit)</b>	<b>(80,000)</b>	<b>(80,000)</b>	<b>(138,164)</b>	<b>58,164</b>	<b>(72.7%)</b>	✗	
<b>Asset Management</b>							
<b>Total Revenue</b>	<b>0</b>	<b>0</b>	<b>0</b>	<b>0</b>	<b>0.0%</b>	!	
Core Service	(1,203,951)	(1,063,781)	(825,958)	(237,823)	22.4%	✓	Two vacant positions.
Internal Allocations	(624,647)	(570,734)	(566,446)	(4,289)	0.8%	✓	
Operating Project Expenditure	0	0	0	0	0.0%	!	
(As below)							
<b>Total Expenditure</b>	<b>(1,828,598)</b>	<b>(1,634,515)</b>	<b>(1,392,404)</b>	<b>(242,112)</b>	<b>14.8%</b>	✓	
<b>Net Operating Surplus (Deficit)</b>	<b>(1,828,598)</b>	<b>(1,634,515)</b>	<b>(1,392,404)</b>	<b>(242,112)</b>	<b>14.8%</b>	✓	
<b>Asset Maintenance</b>							
<b>Total Revenue</b>	<b>168,283</b>	<b>168,283</b>	<b>181,355</b>	<b>(13,072)</b>	<b>(7.8%)</b>	✓	
Core Service	(25,316,149)	(23,568,792)	(24,345,822)	777,030	(3.3%)	✗	
Internal Allocations	(2,738,436)	(2,504,854)	(2,596,124)	91,271	(3.6%)	✗	
Internal Recovery	1,153,759	1,057,613	1,512,728	(455,114)	(43.0%)	✗	
Operating Project Expenditure	(1,600,000)	(1,575,369)	(1,276,816)	(298,553)	19.0%	✓	
(As below)							
14150 - Christmas Decorations	(1,600,000)	(1,575,369)	(1,276,816)	(298,553)	19.0%	✓	Project complete, last invoices to be processed for various maintenance items.
<b>Total Expenditure</b>	<b>(28,500,825)</b>	<b>(26,591,401)</b>	<b>(26,706,034)</b>	<b>114,633</b>	<b>(0.4%)</b>	✗	
<b>Net Operating Surplus (Deficit)</b>	<b>(28,332,542)</b>	<b>(26,423,118)</b>	<b>(26,524,679)</b>	<b>101,561</b>	<b>(0.4%)</b>	✗	

Figures in this view include all Internal Allocations and Internal Recoveries

Detail	Revised Annual Budget	YTD Budget	YTD Actual	YTD Budget Variance \$	YTD Budget Variance %	Budget Impact	Comments on Material Variances Identified - by Service	Figures in this view include all Internal Allocations and Internal Recoveries
Project Delivery								
Total Revenue	0	0	0	0	0.0%	!		
Core Service	(1,362,950)	(1,226,963)	(1,219,916)	(7,047)	0.6%	✓		
Internal Allocations	(1,049,526)	(958,570)	(861,181)	(97,390)	10.2%	✓		
Internal Recovery	3,059	3,059	0	3,059	100.0%	✓		
Operating Project Expenditure	(29,231)	(29,231)	(257,838)	228,607	(782.1%)	✗		
(As below)								
10188 - Civil Structure - JH Abrahams Revetment Wall	0	0	0	0	0.0%	!		
10390 - Renewal - Buildings - Toilet His Majesty Car Park	0	0	0	0	0.0%	!		
10400 - CBD Transport Projects	0	0	(144,114)	144,114	0.0%	!	Preliminary project management expenditure related to Perth City Deals (capital project).	
10447 - Renewal - Buildings - Emergency Works	0	0	(246)	246	0.0%	!		
10473 - East Perth Foreshore PSP and Lighting Upgrade Works	0	0	(83,918)	83,918	0.0%	!	Operational expenditures of project overhead, budget resides in capital project.	
10491 - Retail Mall Enhancement A	0	0	(147)	147	0.0%	!		
10516 - Renewal - Electrical Lighting - Adelaide Tce (Bennet/Plain)	0	0	0	0	0.0%	!		
10548 - Demolition Bocelli's	(29,231)	(29,231)	(29,231)	0	0.0%	!		
10563 - Level 7 Council House Refurbishment	0	0	(232)	232	0.0%	!		
14087 - East End Revitalisation	0	0	49	(49)	0.0%	!		
14187 - Building - Regal Place Car Park CP41 - Gutter Replacement	0	0	(1)	1	0.0%	!		
Total Expenditure	(2,438,648)	(2,211,705)	(2,338,934)	127,229	(5.8%)	✗		
Net Operating Surplus (Deficit)	(2,438,648)	(2,211,705)	(2,338,934)	127,229	(5.8%)	✗		

Detail	Revised Annual Budget	YTD Budget	YTD Actual	YTD Budget Variance \$	YTD Budget Variance %	Budget Impact	Comments on Material Variances Identified - by Service
Parks and Environment Operations							
Total Revenue	491,057	461,236	456,097	5,139	1.1%	✖	
Core Service	(9,310,430)	(8,170,901)	(7,892,011)	(278,890)	3.4%	✔	
Internal Allocations	(6,710,034)	(6,144,347)	(5,969,679)	(174,668)	2.8%	✔	
Internal Recovery	4,785,520	4,386,726	4,381,508	5,218	0.1%	✔	
Operating Project Expenditure	(440,133)	(380,133)	(296,302)	(83,830)	22.1%	✔	
(As below)							
10204 - Tree Planting	0	0	(400)	400	0.0%	⚠	
10209 - Urban Forest Plan - Operational Actions	(125,833)	(125,833)	(25,917)	(99,916)	79.4%	✔	Work scheduled for completion in Jun 2022.
10324 - Natural Area Management	(34,300)	(34,300)	(24,720)	(9,580)	27.9%	✔	All actions for dinacnial year 21/22 complete. Awaiting on final invoices to be processed.
10348 - Management Plans for Significant Parks	(100,000)	(100,000)	(89,545)	(10,455)	10.5%	✔	Queens Garden Heritage Management Plan stakeholder comments have been provided to advisory group and a final version is being drafted.
10350 - Arborist Assessment of Street/ Carpark Trees	(180,000)	(120,000)	(155,720)	35,720	(29.8%)	✖	Project on track. Invoice arrived earlier than budgeted.
Total Expenditure	(11,675,077)	(10,308,654)	(9,776,484)	(532,170)	5.2%	✔	
Net Operating Surplus (Deficit)	(11,184,020)	(9,847,418)	(9,320,386)	(527,032)	5.4%	✔	

Figures in this view include all Internal Allocations and Internal Recoveries

Detail	Revised Annual Budget	YTD Budget	YTD Actual	YTD Budget Variance \$	YTD Budget Variance %	Budget Impact	Comments on Material Variances Identified - by Service	Figures in this view include all Internal Allocations and Internal Recoveries
Fleet and Depot Services								
Total Revenue	248,663	252,013	382,660	(130,647)	(51.8%)	✓	A combination of last financial year's fleet disposal profit into current year's revenue and a higher market value offered on those fleets disposed.	
Core Service	(4,704,582)	(4,259,574)	(4,148,783)	(110,790)	2.6%	✓		
Internal Allocations	(1,200,166)	(1,098,576)	(1,424,235)	325,658	(29.6%)	✗		
Internal Recovery	4,428,109	4,057,056	4,384,853	(327,797)	(8.1%)	✗		
Operating Project Expenditure	0	0	0	0	0.0%	!		
(As below)								
Total Expenditure	(1,476,639)	(1,301,094)	(1,188,165)	(112,929)	8.7%	✓		
Net Operating Surplus (Deficit)	(1,227,976)	(1,049,081)	(805,505)	(243,576)	23.2%	✓		
Waste and Cleaning								
Total Revenue	10,660,545	10,459,271	10,449,196	10,074	0.1%	✗		
Core Service	(12,064,163)	(9,947,650)	(9,425,968)	(521,681)	5.2%	✓		
Internal Allocations	(10,625,955)	(9,732,421)	(9,911,339)	178,919	(1.8%)	✗		
Internal Recovery	6,354,387	5,824,896	6,087,130	(262,234)	(4.5%)	✗		
Operating Project Expenditure	(8,127,000)	(7,210,333)	(7,240,323)	29,990	(0.4%)	✗		
(As below)								
10326 - Waste Management Strategy and Plan	(20,000)	(20,000)	0	(20,000)	100.0%	✓	Project is now put on hold due to recent Project Manager departure.	
10328 - Exit from Mindarie Regional Council	(8,000,000)	(7,083,333)	(7,083,333)	0	0.0%	!	One off payment of \$7.1M in August was paid to the Mindarie Regional Council in relation to the exit from the recovery facility agreement.	
10540 - AFL Grand Final	0	0	(0)	0	0.0%	!		
10552 - Clean Machine	0	0	(79,024)	79,024	0.0%	!	Internal staff labour cost	
23414 - Container Deposit Scheme	(107,000)	(107,000)	(77,966)	(29,034)	27.1%	✓	Vending machine is under testing before final sign off. Scheduled work for installation and signage completed in April 2022. Pending last invoice.	
Total Expenditure	(24,462,731)	(21,065,507)	(20,490,501)	(575,006)	2.7%	✓		
Net Operating Surplus (Deficit)	(13,802,186)	(10,606,236)	(10,041,304)	(564,932)	5.3%	✓		

Detail	Revised Annual Budget	YTD Budget	YTD Actual	YTD Budget Variance \$	YTD Budget Variance %	Budget Impact	Comments on Material Variances Identified - by Service	Figures in this view include all Internal Allocations and Internal Recoveries
Total Capital Project Expenditure	(49,812,886)	(44,159,399)	(28,279,070)	(15,880,329)	36.0%	✔		
10002 - Contributed Assets to City of Perth	0	0	(85,433)	85,433	0.0%	⚠	Development WA contributed assets (Path, Kerbs, Drainage and Furniture) from Wellington St. widening at Perth City Link.	
10112 - Initial Recognition of Assets	0	0	(248,490)	248,490	0.0%	⚠	Represents contributed assets that are related to the Museum Street handover of landscaped public space and pedestrian link at Museum Street Park by the Metropolitan redevelopment authority.	
10116 - Safe Night Spaces	(25,000)	0	0	0	0.0%	⚠	Budget transfer to complete roof and ceiling works in June.	
10181 - Electricity meter Concert Hall car park	0	0	0	(0)	0.0%	⚠		
10188 - Civil Structure - JH Abrahams Revetment Wall	(388,000)	(351,999)	(223,308)	(128,691)	36.6%	✔	Favourable variance - Project is complete within full year budget. External auditor for grant acquittal has commenced works.	
10247 - MP - Minor Plant	(65,485)	(65,485)	(55,148)	(10,337)	15.8%	✔	Timing variance - Minor plant replacements purchased as required.	
10249 - PV2 - Large Panel Van	(38,136)	(38,136)	(38,136)	0	0.0%	⚠	Project is complete.	
10250 - RM0 - SP1m Rotary Mower	(63,950)	(63,950)	(63,950)	0	0.0%	⚠	Project is complete.	
10252 - RM2 - Large Rotary Mowers	(172,000)	(172,000)	0	(172,000)	100.0%	✔	Timing variance - Delivery estimated for September 2022, nominated carry forward.	
10253 - RS1 - Pavement Sweepers	(427,986)	(427,986)	(427,983)	(3)	0.0%	✔	Project is complete.	
10255 - RS3 - Road Sweeper	(405,000)	(405,000)	0	(405,000)	100.0%	✔	Timing variance - Delivery estimated for July 2022, nominated carry forward.	
10256 - RT1 - Rubbish Truck <12 t GUM	(1,129,426)	(1,129,426)	(865,006)	(264,420)	23.4%	✔	Favourable variance, project is complete.	
10257 - RT2 - Rubbish Truck>20t GUM	(420,000)	(420,000)	0	(420,000)	100.0%	✔	Timing variance - Delivery estimated for August 2022, nominated carry forward.	
10259 - SS - 4 Cyl Sedan	(29,000)	(29,000)	(25,680)	(3,320)	11.4%	✔	Favourable variance - Project is complete within full year budget.	
10263 - TU - Tray Top Ute	(204,181)	(204,181)	(157,294)	(46,887)	23.0%	✔	Timing variance - Delivery estimated for June 2022.	
10266 - UV - Small Utility Vehicle	(72,952)	(72,952)	(74,200)	1,248	(1.7%)	✖	Project is complete.	
10296 - Renewal - Roads - Cross Over Program - Wellington	(616,016)	(616,016)	(345,337)	(270,680)	43.9%	✔	Timing variance - Delayed delivery of pavers has pushed the construction start date to mid-June 2022.	
10317 - Renewal - Electrical Lighting - Royal St	(1,211,879)	(1,061,879)	(812,380)	(249,499)	23.5%	✔	Favourable variance - Major scope items removed due to change in design which has led to cost savings.	
10318 - Light it up Part 2	(243,000)	(243,000)	(152,670)	(90,330)	37.2%	✔	Favourable variance - Project is complete within full year budget.	
10378 - Renewal - Parks and Landscapes - Bore and Pump	(49,500)	0	(16,670)	16,670	0.0%	⚠	Timing variance - Project is on track to be completed by June 2022.	
10379 - Renewal - Buildings - Asbestos Removal Program	(123,000)	(60,000)	(23,930)	(36,070)	60.1%	✔	Timing variance - works are on track for completion this financial year.	
10381 - Renewal - Buildings - Toilet/change rooms Langley	(250,000)	(195,000)	(42,819)	(152,181)	78.0%	✔	Timing variance - Construction on high priority items will start in June, carry forward has been nominated.	
10382 - Renewal - Buildings - Fire Doors	(142,946)	(142,946)	(112,665)	(30,281)	21.2%	✔	Timing variance - additional works are currently underway.	
10383 - Renewal - Buildings - Fire Systems	(100,500)	(93,159)	(100,702)	7,542	(8.1%)	✖	Project is complete	
10384 - Renewal - Buildings - Fire Equipment	(62,965)	(45,959)	(47,126)	1,167	(2.5%)	✖	Timing variance - fire engineering report due in June.	
10385 - Renewal - Buildings - Fixtures City Station Concourse	(485,495)	(345,495)	(38,510)	(306,985)	88.9%	✔	Timing variance - Contract to be awarded in June. Nominated carry forward as works completion is expected in August 2022.	
10386 - Renewal - Buildings - Stage Repairs Town Hall	(62,394)	(51,394)	(41,649)	(9,745)	19.0%	✔	Favourable variance - Project is complete within full year budget.	
10387 - Renewal - Buildings - Fixtures Queens Gardens Shop	(108,000)	(106,000)	(110,000)	4,000	(3.8%)	✖	Timing variance - Project will be completed in July. YTD actual is higher due to incorrect accounting accrual double counting an invoice.	
10388 - Renewal - Buildings - Citiplace External Works	(410,000)	(410,000)	(9,204)	(400,796)	97.8%	✔	Favourable variance - due to reduced scope of works.	
10389 - Renewal - Buildings - Toilet Heirisson Island	(15,000)	(15,000)	0	(15,000)	100.0%	✔	Timing variance - Consultant to be engaged to start the concept design in June. \$5k nominated to be carried forward.	
10390 - Renewal - Buildings - Toilet His Majesty Car Park	(102,000)	(85,000)	(42,286)	(42,714)	50.3%	✔	Favourable variance - Project is complete within full year budget.	
10391 - Renewal - Buildings - Toilet Narrows Point	(15,000)	(15,000)	0	(15,000)	100.0%	✔	Timing variance - Consultant to be engaged to start the concept design in June. \$5k nominated to be carried forward.	
10392 - Renewal - Buildings - Toilet Roe St Car Park	(150,000)	(135,000)	(4,000)	(131,000)	97.0%	✔	Design complete, but delays with Automated Public Toilet delivery will required funds to be carried forward to next year.	
10394 - Renewal - Buildings - Structural Langley Park Pump	(50,000)	(20,000)	(9,312)	(10,688)	53.4%	✔	Timing variance - Project to be completed in June.	
10395 - Renewal - Buildings - Queens Gardens Caretaker's	(13,810)	(11,810)	(6,810)	(5,000)	42.3%	✔	Favourable variance - Project is complete within full year budget.	
10399 - Renewal - Buildings - Universal Access Improvements	(100,000)	(25,000)	(625)	(24,375)	97.5%	✔	Timing variance - works are on track for completion this financial year.	

Detail	Revised Annual Budget	YTD Budget	YTD Actual	YTD Budget Variance \$	YTD Budget Variance %	Budget Impact	Comments on Material Variances Identified - by Service	Figures in this view include all Internal Allocations and Internal Recoveries
10400 - CBD Transport Projects	(1,307,207)	(997,152)	(426,733)	(570,419)	57.2%	✔	Timing variance - delays in the design works being completed by the consultants. \$525K nominated carry forward.	
10402 - Renewal - Roads - William Street	(460,000)	(350,000)	(17,198)	(332,803)	95.1%	✔	Project scope of works yet to be completed. Funds requested to be carried forward which will then allow the project to go to tender next financial year.	
10404 - Renewal - Roads - Arden St	(97,000)	(97,000)	(94,166)	(2,834)	2.9%	✔	Project is complete.	
10405 - Renewal - Roads - Broadway (Cooper St to Edwar	(94,600)	(94,600)	(86,872)	(7,728)	8.2%	✔	Favourable variance - Project is complete within full year budget.	
10406 - Renewal - Roads - Broadway - Esplanade	(35,300)	(35,300)	(26,169)	(9,131)	25.9%	✔	Favourable variance - Project is complete within full year budget.	
10407 - Renewal - Roads - Broadway (Caporn St)	(86,300)	(86,300)	(82,426)	(3,874)	4.5%	✔	Favourable variance - Project is complete within full year budget.	
10408 - Renewal - Roads - East Pde Roundabout	(300,000)	(300,000)	(16,869)	(283,132)	94.4%	✔	Project scope of works yet to be completed. Funds requested to be carried forward which will then allow the project to go to tender next financial year.	
10409 - Renewal - Roads - Fire Station Open Air Carpark	(276,000)	(276,000)	(11,185)	(264,815)	95.9%	✔	Majority of works to be completed in 21/22. Contractor has indicated possible carry forward if weather does not permit works to be undertaken.	
10410 - Renewal - Roads - Hay St (Bennett St to Plain St)	(204,000)	(204,000)	(225,742)	21,742	(10.7%)	✖	Unfavourable variance - Project is complete.	
10411 - Renewal - Roads - Plaistowe Mews	(100,000)	(100,000)	(88,690)	(11,310)	11.3%	✔	Project is complete.	
10412 - Renewal - Roads - Sutherland St -Troode St	(134,000)	(134,000)	(126,370)	(7,630)	5.7%	✔	Project is complete.	
10413 - Renewal - Roads - Thomas St - Hay St	(228,000)	(228,000)	(198,101)	(29,899)	13.1%	✔	Project is complete.	
10414 - Renewal - Roads - William St - Murray St	0	(110,000)	0	(110,000)	100.0%	✔		
10415 - Renewal - Roads - Cross Over Program - City Wide	(82,000)	(82,000)	(35,524)	(46,476)	56.7%	✔	Favourable variance - Project is complete within full year budget. Lift and relay works transferred to operational maintenance.	
10416 - Renewal - Roads - Cross Over Program - Stirling St	(32,500)	(32,500)	(31,415)	(1,085)	3.3%	✔	Project is complete.	
10418 - Renewal – Riverbank – Vanguard Terrace RVW02,	(25,000)	(15,000)	0	(15,000)	100.0%	✔	Delays in appointment of consultant. This is a multiyear project and carry forward funds will added to 22/23 Budget.	
10419 - Renewal - Electrical Lighting - Hay St - Braithwaite	(121,000)	(121,000)	0	(121,000)	100.0%	✔	Timing variance - Delivery of light fittings delayed due to COVID, nominated carry forward.	
10420 - Renewal - Electrical Lighting - Replace Hook Pole i	(298,988)	(255,788)	(61,767)	(194,021)	75.9%	✔	Timing variance - Delivery of light fittings delayed due to COVID, nominated carry forward.	
10421 - Renewal - Electrical Lighting - URBI - Northbridge	(248,361)	(234,461)	(86,524)	(147,937)	63.1%	✔	Timing variance - Delivery was delayed due to COVID. Fixtures are currently being rectified before installation can be scheduled for July as part of the nominated carry forward.	
10422 - Renewal - Electrical Lighting - Claisebrook Cove Sc	(39,672)	(39,672)	(5,125)	(34,547)	87.1%	✔	Timing variance - project is on track for the City's portion of works, but carry forward has been nominated for Western Power design and install.	
10423 - Renewal - Electrical Lighting - Crawley Park Avenu	(190,000)	(190,000)	(4,647)	(185,353)	97.6%	✔	Timing variance - Delivery of light fittings delayed due to COVID, nominated carry forward.	
10424 - Renewal - Electrical Lighting - Forrest Pl ace - Mur	(145,000)	(119,250)	(77,949)	(41,301)	34.6%	✔	Favourable variance - project is complete within full year budget.	
10425 - Renewal - Electrical Lighting - Hay St (West Perth)	(30,000)	(30,000)	(1,707)	(28,293)	94.3%	✔	Timing variance - design works will be completed this financial year.	
10426 - Renewal - Electrical Lighting - Kings Park Rd	(140,500)	(139,513)	0	(139,513)	100.0%	✔	Timing variance - Delivery of light fittings delayed due to COVID, nominated carry forward.	
10427 - Renewal - Electrical Lighting - Queens Gardens - P	(150,000)	(142,250)	(15,840)	(126,411)	88.9%	✔	Timing variance - Delivery of light fittings delayed due to COVID, nominated carry forward.	
10428 - Renewal - Electrical Lighting - Riverside Drive	(27,000)	(25,730)	(19,506)	(6,224)	24.2%	✔	Project is complete	
10429 - Renewal - Electrical Lighting - Wellington Station i	(190,000)	(142,500)	0	(142,500)	100.0%	✔	Timing variance - Delivery of light fittings delayed due to COVID, nominated carry forward. Project savings due to change in design.	
10430 - Renewal - Electrical Lighting - West Perth Lighting	(2,162,554)	(1,562,277)	(1,285,533)	(276,744)	17.7%	✔	Timing variance - Nominated carry forward, specifically for Main Roads Asbestos removal.	
10432 - Renewal - Parks and Landscapes - Haig Park Circle	(50,500)	(50,500)	(45,939)	(4,561)	9.0%	✔	Project is complete.	
10433 - Renewal - Roads - MRRG - Goderich St	(141,500)	(141,500)	(140,224)	(1,276)	0.9%	✔	Project is complete.	
10434 - Renewal - Roads - MRRG - Hampden Rd	(104,000)	(104,000)	(79,826)	(24,174)	23.2%	✔	Favourable variance - Project is complete within full year budget.	
10435 - Renewal - Roads - MRRG - Plain St	(175,000)	(175,000)	(162,097)	(12,903)	7.4%	✔	Project is complete.	
10436 - Renewal - Roads - MRRG - Stirling St	(95,000)	(95,000)	(84,570)	(10,430)	11.0%	✔	Favourable variance - Project is complete within full year budget.	

Detail	Revised Annual Budget	YTD Budget	YTD Actual	YTD Budget Variance \$	YTD Budget Variance %	Budget Impact	Comments on Material Variances Identified - by Service	Figures in this view include all Internal Allocations and Internal Recoveries
10437 - Renewal - Path and Kerb - Caporn St	(63,856)	(63,856)	(60,077)	(3,779)	5.9%	✔	Project is complete.	
10438 - Renewal - Path and Kerb - Fairway	(148,602)	(148,602)	(148,603)	0	(0.0%)	✘	Project is complete.	
10440 - Renewal - Path and Kerb - Pier St (Aberdeen St to	(86,500)	(86,500)	(58,607)	(27,893)	32.2%	✔	Favourable variance - Project is complete within full year budget due to reduced scope.	
10446 - Renewal - Buildings - Electrical	(965,000)	(675,500)	(512,264)	(163,236)	24.2%	✔	Timing variance - Project is on schedule, nominated carry forward for purchase of light fixtures ahead of next years' program.	
10447 - Renewal - Buildings - Emergency Works	(300,000)	(270,769)	(212,400)	(58,369)	21.6%	✔	Timing variance as works are unforeseen and thus actual expenses timing often not in line with budget phasing.	
10448 - Building - External Lighting Upgrade - Town Hall	0	0	1,980	(1,980)	0.0%	!		
10450 - Renewal - Buildings - Town Hall	(920,269)	(702,059)	(283,758)	(418,301)	59.6%	✔	Timing variance - nominated carry forward as contractor will not be able to complete works in this financial year due to Covid-related staff shortages.	
10452 - Renewal - Buildings - Fixtures Fittings	(46,786)	(46,786)	(41,717)	(5,069)	10.8%	✔	Favourable variance - Project is complete within full year budget.	
10457 - Renewal - Path - Mounts Bay Rd (Narrows Bridge	(195,500)	(178,000)	(34,022)	(143,978)	80.9%	✔	Timing variance - design to be finalised in-house, nominated carry forward for construction.	
10459 - Renewal - Path - Stirling Gardens (Council House)	(190,000)	(135,000)	(11,650)	(123,350)	91.4%	✔	Timing variance - nominated carry forward as construction can not be completed in this financial year.	
10460 - Building - Subsidence Renewal - PCEC Carpark	(216,710)	(216,710)	(272,252)	55,542	(25.6%)	✘	Unfavourable variance - Project completed over budget due to savings retuned at budget review not including a retention payment.	
10461 - Building - Surveillance Replacements - Carparks	(153,625)	(153,625)	(153,625)	0	0.0%	!	Project is complete.	
10463 - Building - Waterproofing Rectification Works	(28,606)	(28,606)	(28,606)	0	0.0%	!	Project is complete.	
10466 - Renewal - CCTV - Pole Replacement Program	(42,099)	(42,099)	(41,831)	(268)	0.6%	✔	Project is complete.	
10468 - Renewal - Playground and Exercise Equipment	(248,000)	(233,000)	(214,081)	(18,919)	8.1%	✔	Project was delayed due to timing conflict with Trinity foreshore and shared path upgrade	
10469 - Civil Structure - Bridge Replacement - John Oldhai	(400,000)	(400,000)	(20,410)	(379,590)	94.9%	✔	Timing variance - nominated carry forward of \$360k for construction. Design to be finalised in-house.	
10470 - Civil Structure - Bridge Replacement - Queens Gar	(115,301)	(115,301)	(119,508)	4,207	(3.6%)	✘	Project is complete.	
10473 - East Perth Foreshore PSP and Lighting Upgrade W	(2,786,021)	(2,226,021)	(1,352,374)	(873,647)	39.2%	✔	Timing variance - Works are currently under way. \$210K nominated carry forward.	
10479 - Landscaping and Hostile Vehicle Incursion Preven	(406,200)	(386,200)	(353,019)	(33,181)	8.6%	✔	Timing variance - Project is on track, work is in progress at Supreme Court Gardens.	
10485 - Renewal - Parks and Landscapes - Irrigation Progr	(410,000)	(410,000)	(10,748)	(399,253)	97.4%	✔	Two out of three sites to commence works. The third site will have the scope reduced and nominated to be carried forward.	
10486 - Renewal - Park Furniture	(57,133)	(52,587)	(26,881)	(25,705)	48.9%	✔	Timing variance - Project is on track.	
10487 - Renewal - Path and Kerb - Kerb Replacement We	(181,870)	(166,870)	(109,430)	(57,440)	34.4%	✔	Project is on track, set for completion in June.	
10488 - Path and Kerb Upgrade	(5,566)	(5,566)	(5,566)	0	0.0%	!	Project is complete.	
10489 - Pedestrian Crossings Improvement	(3,374)	(3,374)	(7,241)	3,867	(114.6%)	✘	Project is complete.	
10491 - Retail Mall Enhancement A	(730,001)	(730,001)	(726,009)	(3,992)	0.5%	✔		
10497 - Roads - MRRG - Havelock St NB & SB - Wellington	0	0	0	0	0.0%	!		
10498 - Roads - MRRG - Aberdeen St EB & WB - Museum	0	0	0	0	0.0%	!		
10499 - Roads - MRRG - Adelaide Tce EB - Plain to De Vlar	0	0	0	0	0.0%	!		
10500 - Roads - MRRG - Milligan St NB & SB - Wellington t	0	0	0	0	0.0%	!		
10501 - Roads - MRRG - Mount St EB & WB - St Georges tr	0	0	0	0	0.0%	!		

Detail	Revised Annual Budget	YTD Budget	YTD Actual	YTD Budget Variance \$	YTD Budget Variance %	Budget Impact	Comments on Material Variances Identified - by Service	Figures in this view include all Internal Allocations and Internal Recoveries
10502 - Roads - MRRG - St Georges Tce WB - Victoria to B	0	0	0	0	0.0%	!		
10503 - Roads - MRRG - St Georges Tce WB Road Seal - W	(5,040)	(5,040)	(5,040)	0	0.0%	!	Project is complete.	
10504 - Roads - MRRG - William St NB & SB - St Georges t	0	0	(11,417)	11,417	0.0%	!		
10505 - Roads - RTR - Fairway - Clark St to Myers St	0	0	0	0	0.0%	!		
10506 - Roads - RTR - Myers St - Broadway to Parkway	0	0	0	0	0.0%	!		
10507 - Roe Street Enhancement (Fitzgerald to Beaufort)	(16,256,000)	(14,983,621)	(9,956,031)	(5,027,590)	33.6%	✓	Timing variance. The main delays are the supply of granite and waiting for completion of works by Development WA .	
10513 - Renewal - Street Furniture - Drinking Fountain Prc	(43,500)	(43,500)	(42,141)	(1,359)	3.1%	✓	Project is complete.	
10514 - Renewal - Litter Bin Program	(258,000)	(258,000)	(229,878)	(28,122)	10.9%	✓	Timing variance - In-house installation complete.	
10516 - Renewal - Electrical Lighting - Adelaide Tce (Benn	(2,711,828)	(1,894,927)	(1,547,716)	(347,211)	18.3%	✓	Timing Variance - works have now commenced, nominated carry forward as completion is estimated for August 2022.	
10518 - Street Lighting - LED Upgrades	(3,109)	(3,109)	(3,109)	0	0.0%	!	Project is complete.	
10519 - Street Lighting - Renewals	0	0	(35,455)	35,455	0.0%	!		
10522 - Urban Forest - Tree Infill Program	(729,677)	(690,579)	(525,300)	(165,279)	23.9%	✓	Project on track to be completed by end of financial year.	
10527 - Renewal - Roads - R2R James St	(212,000)	(212,000)	(143,432)	(68,568)	32.3%	✓	Timing variance - project complete.	
10528 - Renewal - Roads - R2R Murray st (Irwin St to Vict	(88,000)	(88,000)	(73,347)	(14,653)	16.7%	✓	Timing variance - project complete.	
10530 - Renewal - Stormwater - Reline Clotilde St	(98,424)	(98,424)	(91,520)	(6,904)	7.0%	✓	Project is complete.	
10531 - Renewal - Stormwater - Lake St - Roe St	(292,000)	(291,003)	(219,938)	(71,064)	24.4%	✓	One section of works anticipated to be completed next financial year due to delayed works on Roe St Enhancement project. \$44K Nominated carry forward.	
10532 - Renewal - Stormwater - Reline Richardson Stage 2	(73,500)	(72,827)	(77,799)	4,972	(6.8%)	✗	Project is complete.	
10533 - Renewal - Stormwater - Reline Royal St	(92,500)	(90,150)	(93,192)	3,043	(3.4%)	✗	Project is complete.	
10534 - Renewal - Stormwater - 118 Adelaide Tce	(25,000)	(20,000)	(19,541)	(459)	2.3%	✓	Project is complete.	
10535 - Renewal - Stormwater - Moore St East	(64,034)	(64,034)	(42,230)	(21,805)	34.1%	✓	Project is complete.	
10536 - Renewal - Stormwater - Mounts Bay Road	(60,000)	(30,000)	(29,711)	(289)	1.0%	✓	Project is complete.	
10537 - Renewal - Stormwater - Wolf Lane	(36,500)	(9,107)	0	(9,107)	100.0%	✓	Favourable variance - investigations found that repair works were unnecessary and has been transferred to operational maintenance.	
10541 - Renewal - Tree Hardware	(100,000)	(100,000)	(90,873)	(9,127)	9.1%	✓	Project is complete.	
10542 - Renewal - Riverbank - Heirisson Revetment RVWC	(40,000)	(30,000)	0	(30,000)	100.0%	✓	Timing variance - Awaiting contract award for design and superintendency.	
10548 - Demolition Bocelli's	(127,874)	(127,874)	(127,874)	0	0.0%	!	Project is complete.	
10549 - Henry Lawson Walk - Accessibility upgrade	(12,030)	(12,030)	(12,030)	0	0.0%	!	Project is complete.	
10554 - Christmas Decorations - Storage and Racking	(300,000)	(300,000)	(133,781)	(166,219)	55.4%	✓	Timing variance - bespoke racking due to arrive in June.	
10557 - Trafalgar Bridge - Timber surface replacement	(55,000)	(20,000)	(25,500)	5,500	(27.5%)	✗	Timing variance - project is on track for completion mid June.	
10558 - Mercantile Lane Crossover	(20,000)	(20,000)	(18,122)	(1,878)	9.4%	✓	Project is complete.	
10562 - Alcohol Breathalyser	(20,000)	0	0	0	0.0%	!		
10563 - Level 7 Council House Refurbishment	(75,000)	(75,000)	(73,928)	(1,072)	1.4%	✓	Increased scope of works, project will be completed June.	
10567 - Renewal - Stormwater - Mounts Bay Rd – Car Parl	(10,000)	(10,000)	(8,620)	(1,380)	13.8%	✓	Project is complete.	
10583 - Renewal – Stormwater – Milligan St Boreholes	(30,000)	(15,000)	(20,165)	5,165	(34.4%)	✗	Project is complete.	
11967 - Wellington Square Enhancement	(291,000)	(291,000)	(210,213)	(80,787)	27.8%	✓	Defect liability period for the playground finished end of March. Contractor closing out final punch list to submit final payment. Project will be completed this financial year.	

Detail	Revised Annual Budget	YTD Budget	YTD Actual	YTD Budget Variance \$	YTD Budget Variance %	Budget Impact	Comments on Material Variances Identified - by Service	Figures in this view include all Internal Allocations and Internal Recoveries
12082 - Two Way Hill Street (St Georges Tce - Wittnoom S	(90,000)	0	0	0	0.0%	⚠	Road modelling staff shortage has delayed final design. \$70K nominated carry forward.	
12178 - Mall Safety - Fixed Bollards	(1,030,000)	(952,000)	(212,374)	(739,626)	77.7%	✅	Delay in arrival of bollards due to global shipping and supply chain hold-ups. \$802K nominated carry forward.	
12192 - Projects from Lighting Masterplan	0	0	(4,560)	4,560	0.0%	⚠		
14087 - East End Revitalisation	(770,007)	(721,257)	(607,174)	(114,083)	15.8%	✅	Outstanding work scheduled to be completed in June, however this is dependant on weather conditions. \$120K nominated to be carried forward should works be delayed.	
14109 - Bus Stop Replacement	(1,004,530)	(904,530)	(167,289)	(737,241)	81.5%	✅	Supply chain and labour shortages have delayed fabrication of bus stops. \$737K nominated carry forward.	
14150 - Christmas Decorations	0	0	(1,350)	1,350	0.0%	⚠		
14187 - Building - Regal Place Car Park CP41 - Gutter Rep	1	1	1	0	0.0%	⚠		
14405 - Street Lighting - East Perth Motion 2 - Design & In	1,287	1,287	1,287	0	0.0%	⚠		
14406 - Renewal - Electrical Lighting - Mitigation Old Bunt	(284,127)	(234,127)	(48,126)	(186,001)	79.4%	✅	Timing variance - nominated carry forward as works have been delayed due to Western Power resourcing. Switchboards will be installed this financial year, but no power supply can be installed until Western Power can schedule these works. \$187K to be carried forward.	
14424 - Renewal – Stormwater - Various - pit covers	(132,527)	(113,125)	(110,485)	(2,640)	2.3%	✅	Project is complete.	
23414 - Container Deposit Scheme	0	0	(11,612)	11,612	0.0%	⚠	The budget was originally deemed as operational, but \$12k relates to reverse vending machines.	
23415 - Building - Renewal - Community Facility Renewal	(148,345)	(135,323)	(129,876)	(5,446)	4.0%	✅	Remaining funds to be invoiced in June.	
23432 - Leased Properties	0	0	(596,870)	596,870	0.0%	⚠	Capitalised right of use lease for Osborne Park warehouse. This is an accounting treatment and not part of budgeted annual capital works.	

Commercial Services Alliance Variances by Alliance & Service

31 May - 2022

Attachment C

Detail	Revised Annual Budget	YTD Budget	YTD Actual	YTD Budget Variance \$	YTD Budget Variance %	Budget Impact	Comments on Material Variances Identified - by Service
<div>Figures in this view include all Internal Allocations and Internal Recoveries</div>							
Financial Summary - Commercial Services Alliance							
Total Revenue	76,476,310	70,532,993	68,770,188	1,762,805	2.5%	✖	
Core Service	(57,959,621)	(52,470,454)	(50,013,089)	(2,457,365)	4.7%	✔	
Internal Allocations	(37,905,445)	(34,478,027)	(31,814,507)	(2,663,520)	7.7%	✔	
Internal Recovery	33,998,274	30,866,436	28,782,599	2,083,837	6.8%	✔	
Recoverable works	0	0	(36,920)	36,920	0.0%	⚠	
Operating Project Expenditure	(482,931)	(412,931)	(156,810)	(256,121)	62.0%	✔	
Total Expenditure	(62,349,723)	(56,494,977)	(53,238,727)	(3,256,250)	5.8%	✔	
Net Operating Surplus (Deficit)	14,126,587	14,038,016	15,531,461	1,493,446	10.6%	✔	
Total Capital Project Expenditure	(1,047,766)	(1,013,107)	(657,411)	(355,696)	35.1%	✔	
Financial Summary - Commercial Services Alliance Services							
Property Management							
Total Revenue	3,852,126	3,513,930	3,456,300	57,630	1.6%	✖	
Core Service	(8,668,014)	(7,935,489)	(8,211,549)	276,060	(3.5%)	✖	
Internal Allocations	(2,471,610)	(2,269,072)	(2,221,944)	(47,129)	2.1%	✔	
Internal Recovery	14,580,586	13,365,537	13,365,517	20	0.0%	✔	
Operating Project Expenditure	(232,931)	(232,931)	(151,984)	(80,948)	34.8%	✔	
(As below)							
10221 - Property Performance Investment and Disposal Policy	(232,931)	(232,931)	(151,984)	(80,948)	34.8%	✔	Current scope of works is complete, new General Manager to review additional requirements.
Total Expenditure	3,208,030	2,928,044	2,780,041	148,003	5.1%	✔	
Net Operating Surplus (Deficit)	7,060,156	6,441,974	6,236,341	(205,633)	(3.2%)	✖	

Figures in this view include all Internal Allocations and Internal Recoveries

Detail	Revised Annual Budget	YTD Budget	YTD Actual	YTD Budget Variance \$	YTD Budget Variance %	Budget Impact	Comments on Material Variances Identified - by Service	Figures in this view include all Internal Allocations and Internal Recoveries
<b>Parking Services</b>								
<b>Total Revenue</b>	<b>72,622,592</b>	<b>67,019,062</b>	<b>65,312,259</b>	<b>1,706,803</b>	<b>2.5%</b>	✖	Overall revenue is down due to a combination of the Covid outbreak and the revised annual budget was adopted before the bounce back initiatives were accounted for.	
Core Service	(37,064,197)	(33,718,394)	(31,415,971)	(2,302,423)	6.8%	✔		
Internal Allocations	(34,795,015)	(31,624,951)	(29,118,988)	(2,505,963)	7.9%	✔		
Internal Recovery	9,249,992	8,262,467	6,608,835	1,653,632	20.0%	✔		
Operating Project Expenditure	(250,000)	(180,000)	(4,827)	(175,173)	97.3%	✔		
(As below)								
10152 - Parking Operations outside COP	0	0	0	0	0.0%	⚠		
10353 - Implementation of Parking Business Plan	(250,000)	(180,000)	0	(180,000)	100.0%	✔	Project is closed as resources are being implemented to other initiatives for the next financial year.	
14164 - Parking equipment	0	0	(4,827)	4,827	0.0%	⚠	Cost to be transferred to core services.	
<b>Total Expenditure</b>	<b>(62,859,221)</b>	<b>(57,260,878)</b>	<b>(53,930,950)</b>	<b>(3,329,928)</b>	<b>5.8%</b>	✔		
<b>Net Operating Surplus (Deficit)</b>	<b>9,763,371</b>	<b>9,758,185</b>	<b>11,381,309</b>	<b>1,623,124</b>	<b>16.6%</b>	✔		
<b>Facility Maintenance</b>								
<b>Total Revenue</b>	<b>1,592</b>	<b>0</b>	<b>1,629</b>	<b>(1,629)</b>	<b>0.0%</b>	⚠		
Core Service	(12,021,839)	(10,641,123)	(10,217,617)	(423,506)	4.0%	✔		
Internal Allocations	(638,820)	(584,004)	(473,377)	(110,627)	18.9%	✔		
Internal Recovery	10,167,697	9,238,432	8,648,351	590,081	6.4%	✔		
Operating Project Expenditure	0	0	0	0	0.0%	⚠		
<b>Total Expenditure</b>	<b>(2,492,962)</b>	<b>(1,986,695)</b>	<b>(2,042,643)</b>	<b>55,949</b>	<b>(2.8%)</b>	✖		
<b>Net Operating Surplus (Deficit)</b>	<b>(2,491,370)</b>	<b>(1,986,695)</b>	<b>(2,041,015)</b>	<b>54,320</b>	<b>(2.7%)</b>	✖		
<b>Leadership - Commercial Services</b>								
<b>Total Revenue</b>	<b>0</b>	<b>0</b>	<b>0</b>	<b>0</b>	<b>0.0%</b>	⚠		
Core Service	(205,570)	(175,449)	(167,952)	(7,496)	4.3%	✔		
Internal Allocations	0	0	(199)	199	0.0%	⚠		
Internal Recovery	0	0	159,896	(159,896)	0.0%	⚠		
Operating Project Expenditure	0	0	0	0	0.0%	⚠		
<b>Total Expenditure</b>	<b>(205,570)</b>	<b>(175,449)</b>	<b>(8,255)</b>	<b>(167,194)</b>	<b>95.3%</b>	✔		
<b>Net Operating Surplus (Deficit)</b>	<b>(205,570)</b>	<b>(175,449)</b>	<b>(8,255)</b>	<b>(167,194)</b>	<b>95.3%</b>	✔		

Detail	Revised Annual Budget	YTD Budget	YTD Actual	YTD Budget Variance \$	YTD Budget Variance %	Budget Impact	Comments on Material Variances Identified - by Service	Figures in this view include all Internal Allocations and Internal Recoveries
Total Capital Project Expenditure	(1,047,766)	(1,013,107)	(657,411)	(355,696)	35.1%	✔		
10181 - Electricity meter Concert Hall car park	(13,546)	(13,546)	(5,524)	(8,022)	59.2%	✔	Project is complete.	
10247 - MP - Minor Plant	(60,000)	(60,000)	0	(60,000)	100.0%	✔	Timing variance. Minor plant replacements purchased as required.	
10248 - PV1 - Medium Panel Vans	(133,540)	(133,540)	(103,939)	(29,601)	22.2%	✔	Project is complete.	
10259 - SS - 4 Cyl Sedan	(278,182)	(278,182)	(256,616)	(21,566)	7.8%	✔	Project is complete.	
10369 - Commercial Property Defit/Fitout	(100,000)	(100,000)	(89,630)	(10,370)	10.4%	✔	Project is complete.	
10389 - Renewal - Buildings - Toilet Heirisson Island	0	0	(795)	795	0.0%	!		
10401 - Renewal - CCTV - Infrastructure	(333,023)	(320,364)	(71,645)	(248,719)	77.6%	✔	Timing variance. Procurement process has taken longer than anticipated. Costs anticipated in June. Carry forward to be nominated pending delivery advice.	
10447 - Renewal - Buildings - Emergency Works	0	0	0	0	0.0%	!		
10462 - Building - Surveillance Upgrades	(3,475)	(3,475)	(3,475)	0	0.0%	!	Project is complete.	
10582 - CCTV – Queens Gardens	(26,000)	(14,000)	(23,037)	9,037	(64.5%)	✖	Project is complete.	
14134 - CCTV Camera Renewal Replacement PTZ	(100,000)	(90,000)	(102,751)	12,751	(14.2%)	✖	Project is complete.	



## Capital Projects Schedule - 31 May 2022

## NOTE 30

Attachment D

Detail	Revised Annual Budget	YTD Budget	YTD Actual	YTD Budget Variance \$	YTD Budget Impact Variance		Comments on Variances
<b>CEO Alliance</b>							
10228 - Perth City Kids App	110,000	110,000	72,355	37,645	34%	✓	Timing variance - Photography and copywriting quotes being sourced for more app content.
10396 - Art Acquisitions	50,000	50,000	0	50,000	100%	✓	Nominated carry forward, limited available resources have delayed the delivery of this project.
10474 - Renewal - ICT - Audio Visual	80,000	-	0	0	0%	!	Nominated carry forward, limited available resources have delayed the delivery of this project.
<b>Total - CEO Alliance</b>	<b>240,000</b>	<b>160,000</b>	<b>72,355</b>	<b>87,645</b>	<b>55%</b>		
<b>Corporate Services Alliance</b>							
10222 - Renewal - ICT - Mobile Phone	30,000	30,000	24,253	5,747	19%	✓	Favourable variance - Project is complete within full year budget.
10310 - Renewal - ICT - Optical Character Recognition and	165,000	65,000	154,390	(89,390)	(138%)	✗	Timing variance - Project is complete within full year budget.
10322 - Live Streaming	94,563	94,563	94,563	0	0%	!	Project is complete.
10417 - Renewal - ICT - Desk Phone	75,000	75,000	69,733	5,267	7%	✓	Project is complete.
10475 - ICT Desktop Asset Renewal	90,000	90,000	90,965	(965)	(1%)	✗	Project is complete.
10476 - Renewal - ICT - Network	250,000	250,000	142,224	107,776	43%	✓	Favourable variance - Project complete with savings.
10477 - Renewal - ICT - UPS	40,956	40,956	43,099	(2,144)	(5%)	✗	Project is complete.
10529 - Renewal - ICT - Storage	765,000	765,000	572,430	192,570	25%	✓	Project complete with savings. Reduced number of nodes required to reach capacity requirements.
14141 - CA Service Desk Replacement	89,980	89,980	89,980	0	0%	!	Project is complete.
14433 - Unified Comms Refresh & Replacement Telephon	300,000	300,000	156,697	143,303	48%	✓	Timing variance - final claim currently being assessed for payment and close out.
14434 - Renewal - ICT - Workstation	735,000	735,000	739,595	(4,595)	(1%)	✗	Project is complete.
<b>Total - Corporate Services Alliance</b>	<b>2,635,499</b>	<b>2,535,499</b>	<b>2,177,929</b>	<b>357,569</b>	<b>14%</b>		
<b>Community Development Alliance</b>							
10194 - Light it up Program	276,000	276,000	112,405	163,595	59%	✓	Commencement of works were delayed due to access licence agreements with building owners. Artists are also experiencing COVID-19 related shipping delays. Project has been nominated to be carried forward.
10264 - UC - Crew Cab Ute	87,911	87,911	85,448	2,463	3%	✓	Project is complete.
10321 - Historic Northbridge	100,000	66,000	0	66,000	100%	✓	The participants have signed off on their stories and the plaque locations have been finalised. It is still anticipated that installation will be finalised by July 2022. Project has been nominated to be carried forward.
10375 - Safe Shelter Trial	- 2,559 -	2,559	(2,559)	0	0%	!	Project is complete.
10467 - Expansion - CCTV	42,664	42,664	46,081	(3,417)	(8%)	✗	Project is complete.
10559 - iCity Kiosk transparent panels	10,000	10,000	8,980	1,020	10%	✓	Project is complete.
11967 - Wellington Square Enhancement	197,526	197,526	197,871	(345)	(0%)	✗	Project is complete.
<b>Total - Community Development Alliance</b>	<b>711,542</b>	<b>677,542</b>	<b>448,225</b>	<b>229,317</b>	<b>34%</b>		

Detail	Revised Annual Budget	YTD Budget	YTD Actual	YTD Budget Variance \$	YTD Budget Variance %	Budget Impact	Comments on Variances
<b>Planning and Economic Development Alliance</b>							
10186 - Parking Signage	-	-	0	0	0%	!	
10489 - Pedestrian Crossings Improvement	145,000	145,000	11,455	133,545	92%	✓	Timing variance - Works scheduled to be completed before end of financial year.
10491 - Retail Mall Enhancement A	-	-	(0)	0	0%	!	
10508 - Smart Bus Stops Real Time Information	71,164	71,164	52,140	19,024	27%	✓	Timing variance - Project is on track, consultancy works are underway.
10509 - Smart Cities Carbon Neutral Council Pier Street So	205,818	205,818	66,287	139,531	68%	✓	Timing variance - Building approval received at the end of May, site works to commence first week of June. Nominated carry forward as practical construction date will be in July.
10510 - Smart Water and Electricity Meters	11,540	11,540	11,540	0	0%	!	Project is complete.
10515 - Renewal - Street Furniture	50,000	26,000	37,503	(11,503)	(44%)	✗	Timing variance - Last installations are to be completed early June.
10585 - Wayfinding Signage	50,000	11,000	16,883	(5,883)	(53%)	✗	COVID-19 related shipping and fabrication delays. Project nominated to be carried forward.
10616 - Events Campaigns	-	-	0	0	0%	!	
<b>Total - Planning and Economic Development Alliance</b>	<b>533,522</b>	<b>470,522</b>	<b>195,807</b>	<b>274,715</b>	<b>58%</b>		
<b>Infrastructure and Operations Alliance</b>							
10002 - Contributed Assets to City of Perth	-	-	85,433	(85,433)	0%	!	Development WA contributed assets (Path, Kerbs, Drainage and Furniture) from Wellington St. widening at Perth City Link.
10112 - Initial Recognition of Assets	-	-	248,490	(248,490)	0%	!	Represents contributed assets that are related to the Museum Street handover of landscaped public space and pedestrian link at Museum Street Park by the Metropolitan redevelopment authority.
10116 - Safe Night Spaces	25,000	-	0	0	0%	!	Budget transfer to complete roof and ceiling works in June.
10181 - Electricity meter Concert Hall car park	-	-	(0)	0	0%	!	
10188 - Civil Structure - JH Abrahams Revetment Wall	388,000	351,999	223,308	128,691	37%	✓	Favourable variance - Project is complete within full year budget. External auditor for grant acquittal has commenced works.
10247 - MP - Minor Plant	65,485	65,485	55,148	10,337	16%	✓	Timing variance - Minor plant replacements purchased as required.
10249 - PV2 - Large Panel Van	38,136	38,136	38,136	0	0%	!	Project is complete.
10250 - RM0 - SP1m Rotary Mower	63,950	63,950	63,950	0	0%	!	Project is complete.
10252 - RM2 - Large Rotary Mowers	172,000	172,000	0	172,000	100%	✓	Timing variance - Delivery estimated for September 2022, nominated carry forward.
10253 - RS1 - Pavement Sweepers	427,986	427,986	427,983	3	0%	✓	Project is complete.
10255 - RS3 - Road Sweeper	405,000	405,000	0	405,000	100%	✓	Timing variance - Delivery estimated for July 2022, nominated carry forward.
10256 - RT1 - Rubbish Truck <12 t GUM	1,129,426	1,129,426	865,006	264,420	23%	✓	Favourable variance, project is complete.
10257 - RT2 - Rubbish Truck>20t GUM	420,000	420,000	0	420,000	100%	✓	Timing variance - Delivery estimated for August 2022, nominated carry forward.
10259 - SS - 4 Cyl Sedan	29,000	29,000	25,680	3,320	11%	✓	Favourable variance - Project is complete within full year budget.
10263 - TU - Tray Top Ute	204,181	204,181	157,294	46,887	23%	✓	Timing variance - Delivery estimated for June 2022.
10266 - UV - Small Utility Vehicle	72,952	72,952	74,200	(1,248)	(2%)	✗	Project is complete.
10296 - Renewal - Roads - Cross Over Program - Wellington	616,016	616,016	345,337	270,680	44%	✓	Timing variance - Delayed delivery of pavers has pushed the construction start date to mid-June 2022.
10317 - Renewal - Electrical Lighting - Royal St	1,211,879	1,061,879	812,380	249,499	23%	✓	Favourable variance - Major scope items removed due to change in design which has led to cost savings.
10318 - Light it up Part 2	243,000	243,000	152,670	90,330	37%	✓	Favourable variance - Project is complete within full year budget.
10378 - Renewal - Parks and Landscapes - Bore and Pump	49,500	-	16,670	(16,670)	0%	!	Timing variance - Project is on track to be completed by June 2022.
10379 - Renewal - Buildings - Asbestos Removal Program	123,000	60,000	23,930	36,070	60%	✓	Timing variance - works are on track for completion this financial year.
10381 - Renewal - Buildings - Toilet/change rooms Langley	250,000	195,000	42,819	152,181	78%	✓	Timing variance - Construction on high priority items will start in June, carry forward has been nominated.
10382 - Renewal - Buildings - Fire Doors	142,946	142,946	112,665	30,281	21%	✓	Timing variance - additional works are currently underway.
10383 - Renewal - Buildings - Fire Systems	100,500	93,159	100,702	(7,542)	(8%)	✗	Project is complete
10384 - Renewal - Buildings - Fire Equipment	62,965	45,959	47,126	(1,167)	(3%)	✗	Timing variance - fire engineering report due in June.
10385 - Renewal - Buildings - Fixtures City Station Concou	485,495	345,495	38,510	306,985	89%	✓	Timing variance - Contract to be awarded in June. Nominated carry forward as works completion is expected in August 2022.
10386 - Renewal - Buildings - Stage Repairs Town Hall	62,394	51,394	41,649	9,745	19%	✓	Favourable variance - Project is complete within full year budget.
10387 - Renewal - Buildings - Fixtures Queens Gardens Sh	108,000	106,000	110,000	(4,000)	(4%)	✗	Timing variance - Project will be completed in July. YTD actual is higher due to incorrect accounting accrual double counting an invoice.
10388 - Renewal - Buildings - Citiplace External Works	410,000	410,000	9,204	400,796	98%	✓	Favourable variance - due to reduced scope of works.

Detail	Revised Annual Budget	YTD Budget	YTD Actual	YTD Budget Variance \$	YTD Budget Variance %	Budget Impact	Comments on Variances
10389 - Renewal - Buildings - Toilet Heirisson Island	15,000	15,000	0	15,000	100%	✓	Timing variance - Consultant to be engaged to start the concept design in June. \$5k nominated to be carried forward.
10390 - Renewal - Buildings - Toilet His Majesty Car Park	102,000	85,000	42,286	42,714	50%	✓	Favourable variance - Project is complete within full year budget.
10391 - Renewal - Buildings - Toilet Narrows Point	15,000	15,000	0	15,000	100%	✓	Timing variance - Consultant to be engaged to start the concept design in June. \$5k nominated to be carried forward.
10392 - Renewal - Buildings - Toilet Roe St Car Park	150,000	135,000	4,000	131,000	97%	✓	Design complete, but delays with Automated Public Toilet delivery will required funds to be carried forward to next year.
10394 - Renewal - Buildings - Structural Langley Park Pump	50,000	20,000	9,312	10,688	53%	✓	Timing variance - Project to be completed in June.
10395 - Renewal - Buildings - Queens Gardens Caretaker's	13,810	11,810	6,810	5,000	42%	✓	Favourable variance - Project is complete within full year budget.
10399 - Renewal - Buildings - Universal Access Improvement	100,000	25,000	625	24,375	98%	✓	Timing variance - works are on track for completion this financial year.
10400 - CBD Transport Projects	1,307,207	997,152	426,733	570,419	57%	✓	Timing variance - delays in the design works being completed by the consultants. \$525K nominated carry forward.
10402 - Renewal - Roads - William Street	460,000	350,000	17,198	332,803	95%	✓	Project scope of works yet to be completed. Funds requested to be carried forward which will then allow the project to go to tender next financial year.
10404 - Renewal - Roads - Arden St	97,000	97,000	94,166	2,834	3%	✓	Project is complete.
10405 - Renewal - Roads - Broadway (Cooper St to Edward St)	94,600	94,600	86,872	7,728	8%	✓	Favourable variance - Project is complete within full year budget.
10406 - Renewal - Roads - Broadway - Esplanade	35,300	35,300	26,169	9,131	26%	✓	Favourable variance - Project is complete within full year budget.
10407 - Renewal - Roads - Broadway (Caporn St)	86,300	86,300	82,426	3,874	4%	✓	Favourable variance - Project is complete within full year budget.
10408 - Renewal - Roads - East Pde Roundabout	300,000	300,000	16,869	283,132	94%	✓	Project scope of works yet to be completed. Funds requested to be carried forward which will then allow the project to go to tender next financial year.
10409 - Renewal - Roads - Fire Station Open Air Carpark	276,000	276,000	11,185	264,815	96%	✓	Majority of works to be completed in 21/22. Contractor has indicated possible carry forward if weather does not permit works to be undertaken.
10410 - Renewal - Roads - Hay St (Bennett St to Plain St)	204,000	204,000	225,742	(21,742)	(11%)	✗	Unfavourable variance - Project is complete.
10411 - Renewal - Roads - Plaistowe Mews	100,000	100,000	88,690	11,310	11%	✓	Project is complete.
10412 - Renewal - Roads - Sutherland St -Troode St	134,000	134,000	126,370	7,630	6%	✓	Project is complete.
10413 - Renewal - Roads - Thomas St - Hay St	228,000	228,000	198,101	29,899	13%	✓	Project is complete.
10414 - Renewal - Roads - William St - Murray St	-	-	0	0	0%	!	
10415 - Renewal - Roads - Cross Over Program - City Wide	82,000	82,000	35,524	46,476	57%	✓	Favourable variance - Project is complete within full year budget. Lift and relay works transferred to operational
10416 - Renewal - Roads - Cross Over Program - Stirling St	32,500	32,500	31,415	1,085	3%	✓	Project is complete.
10418 - Renewal – Riverbank – Vanguard Terrace RVW02/	25,000	15,000	0	15,000	100%	✓	Delays in appointment of consultant. This is a multiyear project and carry forward funds will added to 22/23 Budget.
10419 - Renewal - Electrical Lighting - Hay St - Braithwaite	121,000	121,000	0	121,000	100%	✓	Timing variance - Delivery of light fittings delayed due to COVID, nominated carry forward.
10420 - Renewal - Electrical Lighting - Replace Hook Pole L	298,988	255,788	61,767	194,021	76%	✓	Timing variance - Delivery of light fittings delayed due to COVID, nominated carry forward.
10421 - Renewal - Electrical Lighting - URBI - Northbridge	248,361	234,461	86,524	147,937	63%	✓	Timing variance - Delivery was delayed due to COVID. Fixtures are currently being rectified before installation can be scheduled for July as part of the nominated carry forward.
10422 - Renewal - Electrical Lighting - Claisebrook Cove Sc	39,672	39,672	5,125	34,547	87%	✓	Timing variance - project is on track for the City's portion of works, but carry forward has been nominated for Western Power design and install.
10423 - Renewal - Electrical Lighting - Crawley Park Avenu	190,000	190,000	4,647	185,353	98%	✓	Timing variance - Delivery of light fittings delayed due to COVID, nominated carry forward.
10424 - Renewal - Electrical Lighting - Forrest Place - Mur	145,000	119,250	77,949	41,301	35%	✓	Favourable variance - project is complete within full year budget.
10425 - Renewal - Electrical Lighting - Hay St (West Perth)	30,000	30,000	1,707	28,293	94%	✓	Timing variance - design works will be completed this financial year.
10426 - Renewal - Electrical Lighting - Kings Park Rd	140,500	139,513	0	139,513	100%	✓	Timing variance - Delivery of light fittings delayed due to COVID, nominated carry forward.
10427 - Renewal - Electrical Lighting - Queens Gardens - P	150,000	142,250	15,840	126,411	89%	✓	Timing variance - Delivery of light fittings delayed due to COVID, nominated carry forward.
10428 - Renewal - Electrical Lighting - Riverside Drive	27,000	25,730	19,506	6,224	24%	✓	Project is complete
10429 - Renewal - Electrical Lighting - Wellington Station F	190,000	142,500	0	142,500	100%	✓	Timing variance - Delivery of light fittings delayed due to COVID, nominated carry forward. Project savings due to change in design.
10430 - Renewal - Electrical Lighting - West Perth Lighting	2,162,554	1,562,277	1,285,533	276,744	18%	✓	Timing variance - Nominated carry forward, specifically for Main Roads Asbestos removal.
10432 - Renewal - Parks and Landscapes - Haig Park Circle	50,500	50,500	45,939	4,561	9%	✓	Project is complete.
10433 - Renewal - Roads - MRRG - Goderich St	141,500	141,500	140,224	1,276	1%	✓	Project is complete.
10434 - Renewal - Roads - MRRG - Hampden Rd	104,000	104,000	79,826	24,174	23%	✓	Favourable variance - Project is complete within full year budget.
10435 - Renewal - Roads - MRRG - Plain St	175,000	175,000	162,097	12,903	7%	✓	Project is complete.
10436 - Renewal - Roads - MRRG - Stirling St	95,000	95,000	84,570	10,430	11%	✓	Favourable variance - Project is complete within full year budget.
10437 - Renewal - Path and Kerb - Caporn St	63,856	63,856	60,077	3,779	6%	✓	Project is complete.

Detail	Revised Annual Budget	YTD Budget	YTD Actual	YTD Budget Variance \$	YTD Budget Variance	Budget Impact	Comments on Variances
10438 - Renewal - Path and Kerb - Fairway	148,602	148,602	148,603	(0)	(0%)	✗	Project is complete.
10440 - Renewal - Path and Kerb - Pier St (Aberdeen St to	86,500	86,500	58,607	27,893	32%	✓	Favourable variance - Project is complete within full year budget due to reduced scope.
10446 - Renewal - Buildings - Electrical	965,000	675,500	512,264	163,236	24%	✓	Timing variance - Project is on schedule, nominated carry forward for purchase of light fixtures ahead of next years' program.
10447 - Renewal - Buildings - Emergency Works	300,000	270,769	212,400	58,369	22%	✓	Timing variance as works are unforeseen and thus actual expenses timing often not in line with budget phasing.
10448 - Building - External Lighting Upgrade - Town Hall	-	-	(1,980)	1,980	0%	!	
10450 - Renewal - Buildings - Town Hall	920,269	702,059	283,758	418,301	60%	✓	Timing variance - nominated carry forward as contractor will not be able to complete works in this financial year due to Covid-related staff shortages.
10452 - Renewal - Buildings - Fixtures Fittings	46,786	46,786	41,717	5,069	11%	✓	Favourable variance - Project is complete within full year budget.
10457 - Renewal - Path - Mounts Bay Rd (Narrows Bridge to	195,500	178,000	34,022	143,978	81%	✓	Timing variance - design to be finalised in-house, nominated carry forward for construction.
10459 - Renewal - Path - Stirling Gardens (Council House)	190,000	135,000	11,650	123,350	91%	✓	Timing variance - nominated carry forward as construction can not be completed in this financial year.
10460 - Building - Subsidence Renewal - PCEC Carpark	216,710	216,710	272,252	(55,542)	(26%)	✗	Unfavourable variance - Project completed over budget due to savings returned at budget review not including a retention payment.
10461 - Building - Surveillance Replacements - Carparks	153,625	153,625	153,625	0	0%	!	Project is complete.
10463 - Building - Waterproofing Rectification Works	28,606	28,606	28,606	0	0%	!	Project is complete.
10466 - Renewal - CCTV - Pole Replacement Program	42,099	42,099	41,831	268	1%	✓	Project is complete.
10468 - Renewal - Playground and Exercise Equipment	248,000	233,000	214,081	18,919	8%	✓	Project was delayed due to timing conflict with Trinity foreshore and shared path upgrade
10469 - Civil Structure - Bridge Replacement - John Oldhar	400,000	400,000	20,410	379,590	95%	✓	Timing variance - nominated carry forward of \$360k for construction. Design to be finalised in-house.
10470 - Civil Structure - Bridge Replacement - Queens Gar	115,301	115,301	119,508	(4,207)	(4%)	✗	Project is complete.
10473 - East Perth Foreshore PSP and Lighting Upgrade W	2,786,021	2,226,021	1,352,374	873,647	39%	✓	Timing variance - Works are currently under way. \$210K nominated carry forward.
10479 - Landscaping and Hostile Vehicle Incursion Prevent	406,200	386,200	353,019	33,181	9%	✓	Timing variance - Project is on track, work is in progress at Supreme Court Gardens.
10485 - Renewal - Parks and Landscapes - Irrigation Progr	410,000	410,000	10,748	399,253	97%	✓	Two out of three sites to commence works. The third site will have the scope reduced and nominated to be carried forward.
10486 - Renewal - Park Furniture	57,133	52,587	26,881	25,705	49%	✓	Timing variance - Project is on track.
10487 - Renewal - Path and Kerb - Kerb Replacement Wel	181,870	166,870	109,430	57,440	34%	✓	Project is on track, set for completion in June.
10488 - Path and Kerb Upgrade	5,566	5,566	5,566	0	0%	!	Project is complete.
10489 - Pedestrian Crossings Improvement	3,374	3,374	7,241	(3,867)	(115%)	✗	Project is complete.
10491 - Retail Mall Enhancement A	730,001	730,001	726,009	3,992	1%	✓	
10497 - Roads - MRRG - Havelock St NB & SB - Wellington	-	-	0	0	0%	!	
10498 - Roads - MRRG - Aberdeen St EB & WB - Museum I	-	-	0	0	0%	!	
10499 - Roads - MRRG - Adelaide Tce EB - Plain to De Vlan	-	-	0	0	0%	!	
10500 - Roads - MRRG - Milligan St NB & SB - Wellington t	-	-	0	0	0%	!	
10501 - Roads - MRRG - Mount St EB & WB - St Georges tc	-	-	0	0	0%	!	
10502 - Roads - MRRG - St Georges Tce WB - Victoria to B	-	-	0	0	0%	!	
10503 - Roads - MRRG - St Georges Tce WB Road Seal - W	5,040	5,040	5,040	0	0%	!	Project is complete.
10504 - Roads - MRRG - William St NB & SB - St Georges tc	-	-	11,417	(11,417)	0%	!	
10505 - Roads - RTR - Fairway - Clark St to Myers St	-	-	0	0	0%	!	
10506 - Roads - RTR - Myers St - Broadway to Parkway	-	-	0	0	0%	!	
10507 - Roe Street Enhancement (Fitzgerald to Beaufort)	16,256,000	14,983,621	9,956,031	5,027,590	34%	✓	Timing variance. The main delays are the supply of granite and waiting for completion of works by Development WA .
10513 - Renewal - Street Furniture - Drinking Fountain Prc	43,500	43,500	42,141	1,359	3%	✓	Project is complete.
10514 - Renewal - Litter Bin Program	258,000	258,000	229,878	28,122	11%	✓	Timing variance - In-house installation complete.
10516 - Renewal - Electrical Lighting - Adelaide Tce (Benn	2,711,828	1,894,927	1,547,716	347,211	18%	✓	Timing Variance - works have now commenced, nominated carry forward as completion is estimated for August 2022.
10518 - Street Lighting - LED Upgrades	3,109	3,109	3,109	0	0%	!	Project is complete.
10519 - Street Lighting - Renewals	-	-	35,455	(35,455)	0%	!	
10522 - Urban Forest - Tree Infill Program	729,677	690,579	525,300	165,279	24%	✓	Project on track to be completed by end of financial year.
10527 - Renewal - Roads - R2R James St	212,000	212,000	143,432	68,568	32%	✓	Timing variance - project complete.
10528 - Renewal - Roads - R2R Murray st (Irwin St to Victo	88,000	88,000	73,347	14,653	17%	✓	Timing variance - project complete.
10530 - Renewal - Stormwater - Reline Clotilde St	98,424	98,424	91,520	6,904	7%	✓	Project is complete.
10531 - Renewal - Stormwater - Lake St - Roe St	292,000	291,003	219,938	71,064	24%	✓	One section of works anticipated to be completed next financial year due to delayed works on Roe St Enhancement project. \$44K Nominated carry forward.

Detail	Revised Annual Budget	YTD Budget	YTD Actual	YTD Budget Variance \$	YTD Budget Variance	Budget Impact	Comments on Variances
10532 - Renewal - Stormwater - Reline Richardson Stage 2	73,500	72,827	77,799	(4,972)	(7%)	✖	Project is complete.
10533 - Renewal - Stormwater - Reline Royal St	92,500	90,150	93,192	(3,043)	(3%)	✖	Project is complete.
10534 - Renewal - Stormwater - 118 Adelaide Tce	25,000	20,000	19,541	459	2%	✔	Project is complete.
10535 - Renewal - Stormwater - Moore St East	64,034	64,034	42,230	21,805	34%	✔	Project is complete.
10536 - Renewal - Stormwater - Mounts Bay Road	60,000	30,000	29,711	289	1%	✔	Project is complete.
10537 - Renewal - Stormwater - Wolf Lane	36,500	9,107	0	9,107	100%	✔	Favourable variance - investigations found that repair works were unnecessary and has been transferred to operational maintenance.
10541 - Renewal - Tree Hardware	100,000	100,000	90,873	9,127	9%	✔	Project is complete.
10542 - Renewal - Riverbank - Heirisson Revetment RVW0	40,000	30,000	0	30,000	100%	✔	Timing variance - Awaiting contract award for design and superintendency.
10548 - Demolition Bocelli's	127,874	127,874	127,874	0	0%	⚠	Project is complete.
10549 - Henry Lawson Walk - Accessibility upgrade	12,030	12,030	12,030	0	0%	⚠	Project is complete.
10554 - Christmas Decorations - Storage and Racking	300,000	300,000	133,781	166,219	55%	✔	Timing variance - bespoke racking due to arrive in June.
10557 - Trafalgar Bridge - Timber surface replacement	55,000	20,000	25,500	(5,500)	(28%)	✖	Timing variance - project is on track for completion mid June.
10558 - Mercantile Lane Crossover	20,000	20,000	18,122	1,878	9%	✔	Project is complete.
10562 - Alcohol Breathalyser	20,000	-	0	0	0%	⚠	
10563 - Level 7 Council House Refurbishment	75,000	75,000	73,928	1,072	1%	✔	Increased scope of works, project will be completed June.
10567 - Renewal - Stormwater - Mounts Bay Rd – Car Park	10,000	10,000	8,620	1,380	14%	✔	Project is complete.
10583 - Renewal – Stormwater – Milligan St Boreholes	30,000	15,000	20,165	(5,165)	(34%)	✖	Project is complete.
11967 - Wellington Square Enhancement	291,000	291,000	210,213	80,787	28%	✔	Defect liability period for the playground finished end of March. Contractor closing out final punch list to submit final payment. Project will be completed this financial year.
12082 - Two Way Hill Street (St Georges Tce - Wittnoom S	90,000	-	0	0	0%	⚠	Road modelling staff shortage has delayed final design. \$70K nominated carry forward.
12178 - Mall Safety - Fixed Bollards	1,030,000	952,000	212,374	739,626	78%	✔	Delay in arrival of bollards due to global shipping and supply chain hold-ups. \$802K nominated carry forward.
12192 - Projects from Lighting Masterplan	-	-	4,560	(4,560)	0%	⚠	
14087 - East End Revitalisation	770,007	721,257	607,174	114,083	16%	✔	Outstanding work scheduled to be completed in June, however this is dependant on weather conditions. \$120K nominated to be carried forward should works be delayed.
14109 - Bus Stop Replacement	1,004,530	904,530	167,289	737,241	82%	✔	Supply chain and labour shortages have delayed fabrication of bus stops. \$737K nominated carry forward.
14150 - Christmas Decorations	-	-	1,350	(1,350)	0%	⚠	
14187 - Building - Regal Place Car Park CP41 - Gutter Repl -	1 -	1	(1)	0	0%	⚠	
14405 - Street Lighting - East Perth Motion 2 - Design & In -	1,287 -	1,287	(1,287)	0	0%	⚠	
14406 - Renewal - Electrical Lighting - Mitigation Old Bunt	284,127	234,127	48,126	186,001	79%	✔	Timing variance - nominated carry forward as works have been delayed due to Western Power resourcing. Switchboards will be installed this financial year, but no power supply can be installed until Western Power can schedule these works. \$187K to be carried forward.
14424 - Renewal – Stormwater - Various - pit covers	132,527	113,125	110,485	2,640	2%	✔	Project is complete.
23414 - Container Deposit Scheme	-	-	11,612	(11,612)	0%	⚠	The budget was originally deemed as operational, but \$12k relates to reverse vending machines.
23415 - Building - Renewal - Community Facility Renewal ^	148,345	135,323	129,876	5,446	4%	✔	Remaining funds to be invoiced in June.
23432 - Leased Properties	-	-	596,870	(596,870)	0%	⚠	Capitalised right of use lease for Osborne Park warehouse. This is an accounting treatment and not part of budgeted annual capital works.
Total - Infrastructure and Operations Alliance	49,812,886	44,049,399	28,279,070	15,770,329	36%		

Detail	Revised Annual Budget	YTD Budget	YTD Actual	YTD Budget Variance \$	YTD Budget Impact Variance	Budget Impact	Comments on Variances
<b>Commercial Services Alliance</b>							
10181 - Electricity Meter Concert Hall car park	13,546	13,546	5,524	8,022	59%	✔	Project is complete.
10247 - MP - Minor Plant	60,000	60,000	0	60,000	100%	✔	Timing variance. Minor plant replacements purchased as required.
10248 - PV1 - Medium Panel Vans	133,540	133,540	103,939	29,601	22%	✔	Project is complete.
10259 - SS - 4 Cyl Sedan	278,182	278,182	256,616	21,566	8%	✔	Project is complete.
10369 - Commercial Property Defit/Fitout	100,000	100,000	89,630	10,370	10%	✔	Project is complete.
10389 - Renewal - Buildings - Toilet Heirisson Island	-	-	795	(795)	0%	!	
10401 - Renewal - CCTV - Infrastructure	333,023	320,364	71,645	248,719	78%	✔	Timing variance. Procurement process has taken longer than anticipated. Costs anticipated in June. Carry forward to be nominated pending delivery advice.
10447 - Renewal - Buildings - Emergency Works	-	-	0	0	0%	!	
10462 - Building - Surveillance Upgrades	3,475	3,475	3,475	0	0%	!	Project is complete.
10582 - CCTV – Queens Gardens	26,000	14,000	23,037	(9,037)	(65%)	✘	Project is complete.
14134 - CCTV Camera Renewal Replacement PTZ	100,000	90,000	102,751	(12,751)	(14%)	✘	Project is complete.
Total - Commercial Services Alliance	1,047,766	1,013,107	657,411	355,696	35%		
Total Expenditure	54,981,215	48,906,068	31,830,798	17,075,270	35%		



## City of Perth Investment Report

Attachment E

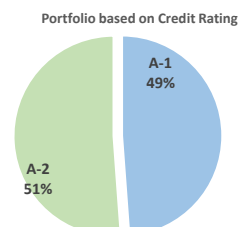
### Cash Investments

#### Investment Portfolio Based on Credit Rating

Exposure of the investment portfolio is controlled by restricting the overall investments based on their Credit Rating.

Credit Rating	Total Invested	Actual Exposure %	Policy Limit	Compliance
A-1	\$ 78,265,967	49%	100%	✓
A-2	\$ 82,002,269	51%	60%	✓
<b>Total</b>	<b>\$ 160,268,236</b>	<b>100%</b>		

\* A-1 also includes A-1+



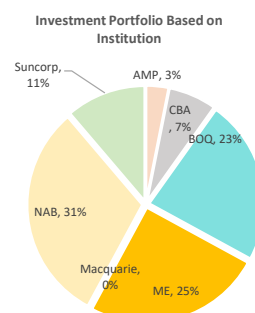
#### Investment Portfolio Based on Institution

Exposure to an individual Australian deposit taking Institution or government will be restricted by their credit rating so that single entity exposure is limited.

S&P Short Term Credit Rating of A-1 - individual maximum limit 45%

S&P Short Term Credit Rating of A-2 - individual maximum limit 30%

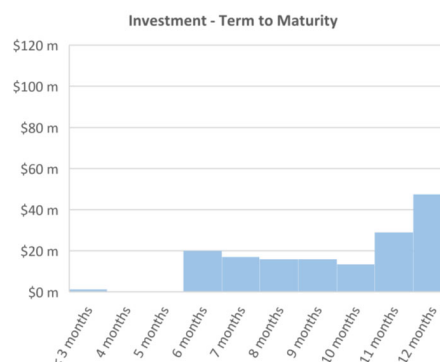
Institution	Total Invested	Actual Exposure %	Policy Limit	Compliance
AMP	5,002,269	3%	30%	✓
CBA	10,765,967	7%	45%	✓
BOQ	37,000,000	23%	30%	✓
ME	40,000,000	25%	30%	✓
Macquarie	-	0%	45%	✓
NAB	49,500,000	31%	45%	✓
Suncorp	18,000,000	11%	45%	✓
<b>Total</b>	<b>160,268,236</b>	<b>100%</b>		



#### Investment Portfolio Based on Term to Maturity

Term of investment is based on restrictions per Investment policy and cashflow requirements.

Term	Value \$
< 3 months	\$ 1,268,236
4 months	\$ -
5 months	\$ -
6 months	\$ 20,000,000
7 months	\$ 17,000,000
8 months	\$ 16,000,000
9 months	\$ 16,000,000
10 months	\$ 13,500,000
11 months	\$ 29,000,000
12 months	\$ 47,500,000
<b>Total</b>	<b>\$ 160,268,236</b>





## City of Perth Investment Report

Attachment E

### Cash Investments

#### Investment in Managed Funds - (Colonial First State Share Index Fund)

In 2008, the City invested in managed funds via Colonial First State Share Index Fund. Clause 44 (Local Government Act 1995, Transitional provisions, allow Local Governments to continue to hold any existing investments made prior to insertion of regulation 19C under grandfathering arrangements.

	Opening Value 1-Jul-21	Units Held 1-Jul-21	Closing Value 31-May-22	Units Held 31-May-22	Movement in Value \$
CFS Wsale Index Aust Share	6,660,917	5,178,354	6,457,608	5,183,919	- 203,308 ▼
<b>Total</b>	<b>6,660,917</b>	<b>5,178,354</b>	<b>6,457,608</b>	<b>5,183,919</b>	<b>- 203,308</b>

#### Short Term Investments

##### Funds Held in OnCall Accounts:

Following is a list of investments categorised as Cash and Cash Equivalents due to their short term maturity (being less than 3 months) from date of purchase.

	S & P Credit Rating	Amount Invested \$	Interest Rate %	Term (Days)	Maturity Date	Earnings YTD \$
<b>Municipal Fund</b>						
AMP Notice (31 days)		2,269	0.55%	OnCall	11am	17,831
	A-2	<b>2,269</b>				<b>17,831</b>
CBA Online Saver		91,795	0.20%	OnCall	11am	14,846
	A-1	<b>91,795</b>				<b>14,846</b>
<b>Total - Municipal Fund</b>		<b>94,064</b>				<b>32,678</b>
<b>Reserve Fund</b>						
CBA Online Saver		1,174,172	0.20%	OnCall	11am	7,941
	A-1	<b>1,174,172</b>				<b>7,941</b>
<b>Total - Reserve Fund</b>		<b>1,174,172</b>				<b>7,941</b>
<b>Total</b>		<b>1,268,236</b>				<b>40,619</b>



City of Perth Investment Report

Attachment E

Cash Investments

Longer Term Investments

Term Deposits:

*This line reports funds held in Term Deposits with a maturity of greater than 3 months*

	S & P Credit Rating	Amount Invested \$	Interest Rate %	Term (Days)	Maturity Date	Projected Earnings \$
<u>Municipal Fund</u>						
Bank of Queensland		5,000,000	1.10%	266	14-Dec-22	40,082
Bank of Queensland		4,000,000	0.60%	182	17-Aug-22	11,967
	<b>A-2</b>	<b>9,000,000</b>				<b>52,049</b>
ME Bank		3,000,000	0.50%	296	15-Jun-22	12,164
ME Bank		3,000,000	0.45%	314	14-Jul-22	11,614
	<b>A-2</b>	<b>6,000,000</b>				<b>23,778</b>
NAB		5,000,000	0.63%	300	05-Oct-22	25,890
NAB		2,000,000	0.35%	365	31-Aug-22	7,000
NAB		2,000,000	0.35%	364	02-Sep-22	6,981
NAB		5,500,000	0.32%	309	22-Jun-22	14,946
NAB		6,000,000	0.66%	271	09-Nov-22	29,402
NAB		5,000,000	0.62%	272	20-Sep-22	23,101
	<b>A-1</b>	<b>25,500,000</b>				<b>107,321</b>
Suncorp		3,000,000	0.33%	303	15-Jun-22	8,218
Suncorp		5,000,000	0.45%	335	20-Sep-22	20,651
	<b>A-1</b>	<b>8,000,000</b>				<b>28,869</b>
<b>Total - Municipal Fund</b>		<b>48,500,000</b>				<b>212,017</b>
<u>Reserve Fund</u>						
Bank of Queensland		4,000,000	0.90%	366	22-Feb-23	36,099
Bank of Queensland		7,000,000	0.43%	365	30-Sep-22	30,100
Bank of Queensland		1,000,000	0.70%	363	05-Nov-22	6,962
Bank of Queensland		3,000,000	0.60%	365	17-Nov-22	18,000
Bank of Queensland		7,000,000	3.20%	365	23-May-23	224,000
Bank of Queensland		6,000,000	0.60%	215	14-Sep-22	21,205
	<b>A-2</b>	<b>28,000,000</b>				<b>336,366</b>
ME Bank		5,000,000	0.50%	182	22-Jun-22	12,466
ME Bank		6,000,000	0.60%	217	24-Aug-22	21,403
ME Bank		7,000,000	1.15%	364	15-Mar-23	80,279
ME Bank		5,000,000	1.30%	216	16-Nov-22	38,466
ME Bank		8,000,000	0.80%	363	18-Jan-23	63,649
ME Bank		3,000,000	0.90%	366	22-Feb-23	27,074
	<b>A-2</b>	<b>34,000,000</b>				<b>243,337</b>



City of Perth Investment Report

Attachment E

	S & P Credit Rating	Amount Invested \$	Interest Rate %	Term (Days)	Maturity Date	Projected Earnings \$
CBA		5,000,000	1.15%	188	19-Oct-22	29,616
CBA		4,500,000	0.72%	365	28-Oct-22	32,400
	<b>A-1</b>	<b>9,500,000</b>				<b>62,016</b>
NAB		8,000,000	0.53%	365	17-Nov-22	42,400
NAB		6,000,000	0.72%	364	21-Dec-22	43,082
NAB		4,000,000	1.05%	365	09-Mar-23	42,000
NAB		6,000,000	0.56%	211	21-Jul-22	19,424
	<b>A-1</b>	<b>24,000,000</b>				<b>146,905</b>
AMP		5,000,000	0.80%	365	13-Oct-22	40,000
	<b>A-2</b>	<b>5,000,000</b>				<b>40,000</b>
SUNCORP		5,000,000	1.41%	<b>300</b>	25-Jan-23	57,945
SUNCORP		5,000,000	1.16%	335	15-Feb-23	53,233
	<b>A-1</b>	<b>10,000,000</b>				<b>111,178</b>
<b>Total - Reserve Fund</b>		<b>110,500,000</b>				<b>939,802</b>
<b>Total Funds Invested &gt; 3 months</b>		<b>159,000,000</b>				<b>1,151,819</b>



## City of Perth Rates Debtors Report

May-22

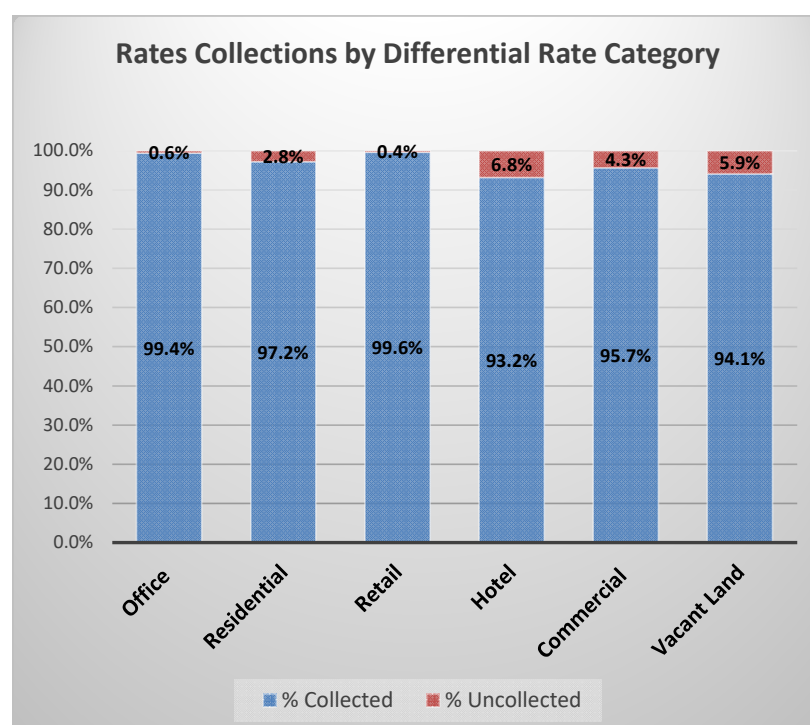
Attachment F

### Rates Collection Profile

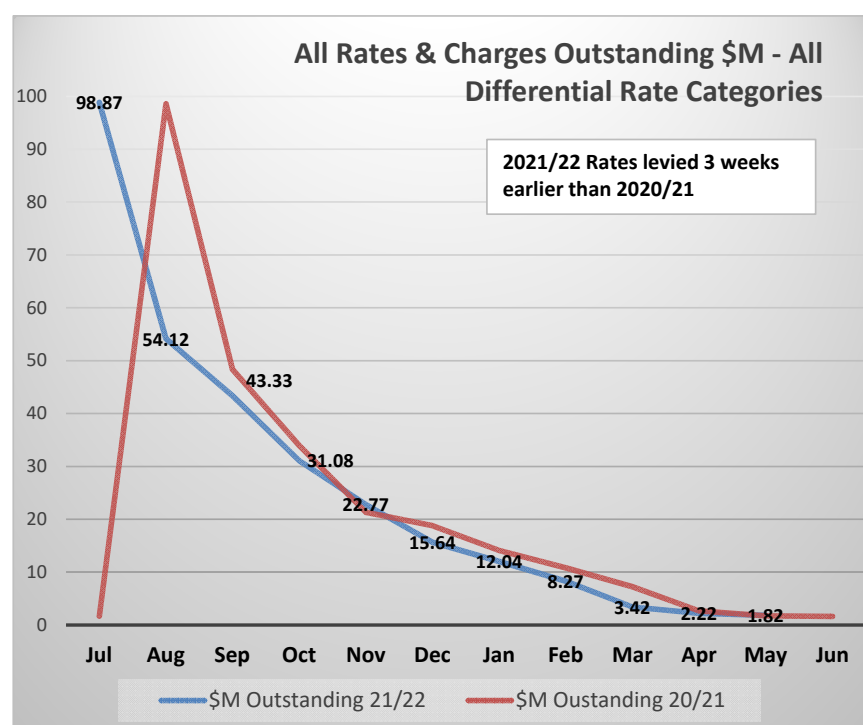
Differential Rating Category	Number of Properties	Rates Collectible (inc Arrears)	Amounts Collected	Rates Uncollected	Percentage Collected	Target Attained
Office	2,384	53,895,964	53,584,614	311,350	99.4%	✓
Residential	15,714	20,991,289	20,406,788	584,501	97.2%	✓
Retail	522	8,293,966	8,260,494	33,472	99.6%	✓
Hotel	1,362	8,345,338	7,774,963	570,375	93.2%	✓
Commercial	722	6,903,759	6,604,100	299,659	95.7%	✓
Vacant Land	77	1,055,221	993,129	62,092	94.1%	✓
Bin Service Only	-	245	245	-	100.0%	✓
<b>Grand Total</b>	<b>20,781</b>	<b>99,485,782</b>	<b>97,624,333</b>	<b>1,861,448</b>	<b>98.1%</b>	<b>✓</b>

These are the Rates Collections by Differential Property Category following the Due Date for all four Rates Installments

Graph 1:



Graph 2:



**Note:** Graph 2 above indicates collection profiles across both the 2020/21 financial year and 2021/22 year (for the July - Mar period).

### Rates Instalment Due Date Cumulative Collections

Installment Date	% Collected
1st Installment - 03 September 2021	66.0%
2nd Installment - 05 November 2021	82.1%
3rd Installment - 07 January 2022	90.5%
4th Installment - 11 March 2022	93.5%
Rates Collected - 30 June 2022	-

### Financial Hardship Applications

In 2020/21, 17 ratepayers completed financial hardship applications. Only 2 applicants representing \$3K are still outstanding. There were two new applicants in 2021/22.

Differential Rates Category	No Properties
Office	0
Residential (\$5K)	2
Retail	0
Hotel (\$6K)	1
Commercial	0
Vacant Land	0
<b>Total</b>	<b>3</b>

### Current Year Status

Paid in Full	20,306
Paying by instalments	138
Other Payment Arrangement	131
Financial Hardship	3
Awaiting Property Settlement / Arrangement	44
Section 6.60 Order	5
Pension - No Payment Made	60
Non Pension - No Payment Made	94
Potential for Property Sale (> 3 Yr in Arrears)	15
(included in Other Payment Arrangements)	

### Payment Arrangements

Rates Debt Status	Number
Prior Year - Financial Hardship Arrangement	2
Current Year - Financial Hardship Arrangement	1
Current Year - Payment Arrangement	131



**Schedule of Accounts Paid - Municipal Fund**  
For the Period :01/05/2022-31/05/2022

Payment Date	Document Type	Invoice Number	Payee	Payment Details	Payment Amount
<b>Cheque/EFT Number 003577</b>			<b>WATER CORPORATION</b>		<b>1,740.03</b>
13/05/2022	\$APINVCE	9001908505	WATER CORPORATION	170 Royal St East Perth Lot 501	-19.68
13/05/2022	\$APINVCE	9010759521	WATER CORPORATION	Shops at 129 James St Northbridge	1,759.71
<b>Cheque/EFT Number 003578</b>			<b>WATER CORPORATION</b>		<b>9,491.24</b>
19/05/2022	\$APINVCE	9013550387	WATER CORPORATION	VARIOUS SITES - UNPLANNED ELECTRICAL MAI	48.17
19/05/2022	\$APINVCE	9001938528	WATER CORPORATION	4Forrest P1 Perth Lot 976 RES 44309.	385.39
19/05/2022	\$APINVCE	9018906514	WATER CORPORATION	mGoderich St East Perth Lot 800.	47.77
19/05/2022	\$APINVCE	9001939176	WATER CORPORATION	SHop 8-10/376 Wellington Street Perth	352.71
19/05/2022	\$APINVCE	9001938990	WATER CORPORATION	12-14/378 Wellington St Perth	1,068.22
19/05/2022	\$APINVCE	9001938499	WATER CORPORATION	Shop 4 Forrest Place Perth Place	600.27
19/05/2022	\$APINVCE	9001936848	WATER CORPORATION	Shop 1-5/84-96 Murray Street	370.23
19/05/2022	\$APINVCE	9011664858	WATER CORPORATION	Hairdresser at 81 Royal St East Perth	248.35
19/05/2022	\$APINVCE	9011261186	WATER CORPORATION	Shop 5/376 Wellington Street Perth	266.72
19/05/2022	\$APINVCE	9010759521	WATER CORPORATION	Shops at 129 James St Northbridge	1,779.15
19/05/2022	\$APINVCE	9009384048	WATER CORPORATION	Shop 16/376 Wellington Street Perth	481.73
19/05/2022	\$APINVCE	9009384013	WATER CORPORATION	Amenities at Shop 2/378 Wellington St	481.73
19/05/2022	\$APINVCE	9009383993	WATER CORPORATION	Rest Rooms at Shop 11/376 Wellington St	578.08
19/05/2022	\$APINVCE	9001939192	WATER CORPORATION	Shop 1 & 15/378 Wellington St Perth	281.03
19/05/2022	\$APINVCE	9001939184	WATER CORPORATION	Shop 9, 376 Wellington Street Perth	337.42
19/05/2022	\$APINVCE	9017137995	WATER CORPORATION	Shop 4/378 Wellington Street Perth	260.31
19/05/2022	\$APINVCE	9017137987	WATER CORPORATION	Shop 3, 378 Wellington Street Perth	248.27
19/05/2022	\$APINVCE	9016839696	WATER CORPORATION	Shop 7/376 Wellington Street Perth	272.10
19/05/2022	\$APINVCE	9016721671	WATER CORPORATION	Shop 6/376-420 Wellington St Perth	253.00
19/05/2022	\$APINVCE	9011664882	WATER CORPORATION	Shop 4, 81 Royal St East Perth	546.11
19/05/2022	\$APINVCE	9011664874	WATER CORPORATION	Restaurant at 81 Royal St East Perth	274.86
19/05/2022	\$APINVCE	9011664866	WATER CORPORATION	Shop at 81 Royal Street East Perth	309.62
<b>Cheque/EFT Number 225476</b>			<b>EUROPEAN FOODS PTY LTD</b>		<b>831.92</b>
5/05/2022	\$APINVCE	352178	EUROPEAN FOODS PTY LTD	COP catering Coffee supplies	529.47
5/05/2022	\$APINVCE	378304	EUROPEAN FOODS PTY LTD	COP catering Coffee supplies	302.45
<b>Cheque/EFT Number 225477</b>			<b>BROOK &amp; MARSH PTY LTD</b>		<b>2,063.60</b>
5/05/2022	\$APINVCE	30009930	BROOK & MARSH PTY LTD	Topographical & Drainage Survey - 88 Br	1,513.60
5/05/2022	\$APINVCE	30009927	BROOK & MARSH PTY LTD	Survey Plan - Shop 5A & 5B Concourse	550.00
<b>Cheque/EFT Number 225478</b>			<b>CTIS PTY LTD</b>		<b>2,835.43</b>
5/05/2022	\$APINVCE	01070045	CTIS PTY LTD	Cash Collection from Car park and Ticket	2,835.43
<b>Cheque/EFT Number 225479</b>			<b>ABLE WESTCHEM(BORVEK PTY LTD)</b>		<b>476.17</b>
5/05/2022	\$APINVCE	557173	ABLE WESTCHEM(BORVEK PTY LTD)	Sores Stock	476.17
<b>Cheque/EFT Number 225480</b>			<b>BIDFOOD WA PTY LTD</b>		<b>279.97</b>
5/05/2022	\$APINVCE	I55076489.PER	BIDFOOD WA PTY LTD	Bidfood order for TMS	279.97
<b>Cheque/EFT Number 225481</b>			<b>RETECH RUBBER</b>		<b>291.50</b>
5/05/2022	\$APINVCE	00003681	RETECH RUBBER	Retech Rubber Quote TK22103	291.50
<b>Cheque/EFT Number 225482</b>			<b>IRON MOUNTAIN AUSTRALIA GROUP PTY LTD</b>		<b>242.80</b>
5/05/2022	\$APINVCE	AUS966460	IRON MOUNTAIN AUSTRALIA GROUP PTY LTD	Secure document disposal bin	51.92
5/05/2022	\$APINVCE	AUD060348	IRON MOUNTAIN AUSTRALIA GROUP PTY LTD	Secure document disposal bin	42.42
5/05/2022	\$APINVCE	AUS983412	IRON MOUNTAIN AUSTRALIA GROUP PTY LTD	Secure document disposal bin	42.42
5/05/2022	\$APINVCE	AUD010741	IRON MOUNTAIN AUSTRALIA GROUP PTY LTD	Secure document disposal bin	31.81
5/05/2022	\$APINVCE	AUD043875	IRON MOUNTAIN AUSTRALIA GROUP PTY LTD	Secure document disposal bin	42.42
5/05/2022	\$APINVCE	AUD027285	IRON MOUNTAIN AUSTRALIA GROUP PTY LTD	Secure document disposal bin	31.81
<b>Cheque/EFT Number 225483</b>			<b>ADVANCED TRAFFIC MANAGEMENT</b>		<b>535.15</b>
5/05/2022	\$APINVCE	00155818	ADVANCED TRAFFIC MANAGEMENT	Traffic management for Riverside Drive m	535.15
<b>Cheque/EFT Number 225484</b>			<b>Higgins Coatings Pty Ltd</b>		<b>1,221.61</b>
5/05/2022	\$APINVCE	186098069	Higgins Coatings Pty Ltd	Unplanned Graffiti Removal & Painting Se	1,221.61
<b>Cheque/EFT Number 225485</b>			<b>ALINTA SALES PTY LTD</b>		<b>25,771.91</b>
5/05/2022	\$APINVCE	70408187	ALINTA SALES PTY LTD	5 ST GEORGES TCE, PERTH WA	4,415.21
5/05/2022	\$APINVCE	70408186	ALINTA SALES PTY LTD	5 ST GEORGES TCE, PERTH WA	5,035.83
5/05/2022	\$APINVCE	70408183	ALINTA SALES PTY LTD	5 ST GEORGES TCE, PERTH WA	5,707.42
5/05/2022	\$APINVCE	60485873	ALINTA SALES PTY LTD	5 ST GEORGES TCE, PERTH WA	4,808.32
5/05/2022	\$APINVCE	70408181	ALINTA SALES PTY LTD	5 ST GEORGES TCE, PERTH WA	5,805.13
<b>Cheque/EFT Number 225486</b>			<b>ACCESS BRICKPAVING CO</b>		<b>141,024.40</b>
5/05/2022	\$APINVCE	8042025	ACCESS BRICKPAVING CO	Hostile Vehicle Mitigation - Civil Works	141,024.40
<b>Cheque/EFT Number 225487</b>			<b>Sunny Industrial Brushware</b>		<b>1,371.10</b>
5/05/2022	\$APINVCE	00024931	Sunny Industrial Brushware	Annual Sweeper Brush Blanket Order for 3	1,371.10
<b>Cheque/EFT Number 225488</b>			<b>MMM (WA) Pty Ltd</b>		<b>5,049.97</b>
5/05/2022	\$APINVCE	00103120	MMM (WA) Pty Ltd	JH Abrahams River Wall Reconstruction/Re	5,049.97
<b>Cheque/EFT Number 225489</b>			<b>EOS ELECTRICAL</b>		<b>93,377.14</b>
5/05/2022	\$APINVCE	00015780B	EOS ELECTRICAL	Contract No 100697 Electrical Lighting R	22,667.55
5/05/2022	\$APINVCE	00015780A	EOS ELECTRICAL	Contract No 100697 Electrical Lighting R	45,583.36
5/05/2022	\$APINVCE	00015395	EOS ELECTRICAL	Electrical maintenance of street lights	10,613.64
5/05/2022	\$APINVCE	00015983	EOS ELECTRICAL	Electrical maintenance of street lights	1,063.62
5/05/2022	\$APINVCE	00016095	EOS ELECTRICAL	As part of the ongoing Roe Street Enhanc	227.04
5/05/2022	\$APINVCE	00016003	EOS ELECTRICAL	Banner Installation and Removal Costs	776.93
5/05/2022	\$APINVCE	00015963	EOS ELECTRICAL	Banner Installation and Removal Costs	4,986.56
5/05/2022	\$APINVCE	00016012	EOS ELECTRICAL	Electrical maintenance of street lights	943.38
5/05/2022	\$APINVCE	00016013	EOS ELECTRICAL	Electrical maintenance of street lights	949.09
5/05/2022	\$APINVCE	00016084	EOS ELECTRICAL	Electrical maintenance of street lights	139.63
5/05/2022	\$APINVCE	00016089	EOS ELECTRICAL	Electrical maintenance of street lights	501.40
5/05/2022	\$APINVCE	00016008	EOS ELECTRICAL	Electrical maintenance of street lights	959.83
5/05/2022	\$APINVCE	00016032	EOS ELECTRICAL	Electrical maintenance of street lights	608.65
5/05/2022	\$APINVCE	00016014	EOS ELECTRICAL	Electrical maintenance of street lights	139.63
5/05/2022	\$APINVCE	00016039	EOS ELECTRICAL	Electrical maintenance of street lights	608.65
5/05/2022	\$APINVCE	00016044	EOS ELECTRICAL	Electrical maintenance of street lights	608.65



**Schedule of Accounts Paid - Municipal Fund**  
For the Period :01/05/2022-31/05/2022

Payment Date	Document Type	Invoice Number	Payee	Payment Details	Payment Amount
5/05/2022	\$APINVCE	00016045	EOS ELECTRICAL	Electrical maintenance of street lights	608.65
5/05/2022	\$APINVCE	00016015	EOS ELECTRICAL	Electrical maintenance of street lights	139.63
5/05/2022	\$APINVCE	00016017	EOS ELECTRICAL	Electrical maintenance of street lights	488.78
5/05/2022	\$APINVCE	00016126	EOS ELECTRICAL	Electrical maintenance of street lights	153.82
5/05/2022	\$APINVCE	00016043	EOS ELECTRICAL	Electrical maintenance of street lights	608.65
<b>Cheque/EFT Number 225490</b>			<b>Drainflow Services Pty Ltd</b>		<b>1,628.00</b>
5/05/2022	\$APINVCE	00009457	Drainflow Services Pty Ltd	FORREST PLACE LOADING DOCK - DRAIN CLEAN	1,628.00
<b>Cheque/EFT Number 225491</b>			<b>GILMOUR &amp; JOOSTE ELECTRICAL</b>		<b>7,721.70</b>
5/05/2022	\$APINVCE	20482	GILMOUR & JOOSTE ELECTRICAL	VARIOUS SITES - UNPLANNED ELECTRICAL MAI	140.56
5/05/2022	\$APINVCE	20477	GILMOUR & JOOSTE ELECTRICAL	VARIOUS SITES - UNPLANNED ELECTRICAL MAI	140.56
5/05/2022	\$APINVCE	20476	GILMOUR & JOOSTE ELECTRICAL	VARIOUS SITES - UNPLANNED ELECTRICAL MAI	140.56
5/05/2022	\$APINVCE	20471	GILMOUR & JOOSTE ELECTRICAL	VARIOUS SITES - UNPLANNED ELECTRICAL MAI	140.56
5/05/2022	\$APINVCE	20486	GILMOUR & JOOSTE ELECTRICAL	VARIOUS SITES - UNPLANNED ELECTRICAL MAI	140.56
5/05/2022	\$APINVCE	20472	GILMOUR & JOOSTE ELECTRICAL	VARIOUS SITES - UNPLANNED ELECTRICAL MAI	140.56
5/05/2022	\$APINVCE	20473	GILMOUR & JOOSTE ELECTRICAL	VARIOUS SITES - UNPLANNED ELECTRICAL MAI	140.56
5/05/2022	\$APINVCE	20474	GILMOUR & JOOSTE ELECTRICAL	VARIOUS SITES - UNPLANNED ELECTRICAL MAI	140.56
5/05/2022	\$APINVCE	20475	GILMOUR & JOOSTE ELECTRICAL	VARIOUS SITES - UNPLANNED ELECTRICAL MAI	140.56
5/05/2022	\$APINVCE	20467	GILMOUR & JOOSTE ELECTRICAL	VARIOUS SITES - UNPLANNED ELECTRICAL MAI	197.65
5/05/2022	\$APINVCE	20485	GILMOUR & JOOSTE ELECTRICAL	VARIOUS SITES - UNPLANNED ELECTRICAL MAI	140.56
5/05/2022	\$APINVCE	20470	GILMOUR & JOOSTE ELECTRICAL	VARIOUS SITES - UNPLANNED ELECTRICAL MAI	140.56
5/05/2022	\$APINVCE	21750	GILMOUR & JOOSTE ELECTRICAL	Electrical maintenance for street lighti	160.63
5/05/2022	\$APINVCE	20479	GILMOUR & JOOSTE ELECTRICAL	VARIOUS SITES - UNPLANNED ELECTRICAL MAI	140.56
5/05/2022	\$APINVCE	20478	GILMOUR & JOOSTE ELECTRICAL	VARIOUS SITES - UNPLANNED ELECTRICAL MAI	140.56
5/05/2022	\$APINVCE	20480	GILMOUR & JOOSTE ELECTRICAL	VARIOUS SITES - UNPLANNED ELECTRICAL MAI	140.56
5/05/2022	\$APINVCE	20481	GILMOUR & JOOSTE ELECTRICAL	VARIOUS SITES - UNPLANNED ELECTRICAL MAI	140.56
5/05/2022	\$APINVCE	20483	GILMOUR & JOOSTE ELECTRICAL	VARIOUS SITES - UNPLANNED ELECTRICAL MAI	140.56
5/05/2022	\$APINVCE	20484	GILMOUR & JOOSTE ELECTRICAL	VARIOUS SITES - UNPLANNED ELECTRICAL MAI	140.56
5/05/2022	\$APINVCE	20487	GILMOUR & JOOSTE ELECTRICAL	VARIOUS SITES - UNPLANNED ELECTRICAL MAI	140.56
5/05/2022	\$APINVCE	21854	GILMOUR & JOOSTE ELECTRICAL	Electrical maintenance for street lighti	569.07
5/05/2022	\$APINVCE	21848	GILMOUR & JOOSTE ELECTRICAL	Electrical maintenance for street lighti	261.34
5/05/2022	\$APINVCE	21847	GILMOUR & JOOSTE ELECTRICAL	Electrical maintenance for street lighti	175.86
5/05/2022	\$APINVCE	21824	GILMOUR & JOOSTE ELECTRICAL	Electrical maintenance for street lighti	221.44
5/05/2022	\$APINVCE	21825	GILMOUR & JOOSTE ELECTRICAL	Electrical maintenance for street lighti	282.02
5/05/2022	\$APINVCE	21820	GILMOUR & JOOSTE ELECTRICAL	Electrical maintenance for street lighti	114.18
5/05/2022	\$APINVCE	21810	GILMOUR & JOOSTE ELECTRICAL	Electrical maintenance for street lighti	135.69
5/05/2022	\$APINVCE	21821	GILMOUR & JOOSTE ELECTRICAL	Electrical maintenance for street lighti	114.18
5/05/2022	\$APINVCE	21822	GILMOUR & JOOSTE ELECTRICAL	Electrical maintenance for street lighti	238.50
5/05/2022	\$APINVCE	21809	GILMOUR & JOOSTE ELECTRICAL	Electrical maintenance for street lighti	135.69
5/05/2022	\$APINVCE	21808	GILMOUR & JOOSTE ELECTRICAL	Electrical maintenance for street lighti	196.97
5/05/2022	\$APINVCE	21801	GILMOUR & JOOSTE ELECTRICAL	Electrical maintenance for street lighti	300.52
5/05/2022	\$APINVCE	21793	GILMOUR & JOOSTE ELECTRICAL	Electrical maintenance for street lighti	468.38
5/05/2022	\$APINVCE	21792	GILMOUR & JOOSTE ELECTRICAL	Electrical maintenance for street lighti	310.98
5/05/2022	\$APINVCE	21790	GILMOUR & JOOSTE ELECTRICAL	Electrical maintenance for street lighti	576.97
5/05/2022	\$APINVCE	21777	GILMOUR & JOOSTE ELECTRICAL	Electrical maintenance for street lighti	253.09
5/05/2022	\$APINVCE	21789	GILMOUR & JOOSTE ELECTRICAL	Electrical maintenance for street lighti	318.60
5/05/2022	\$APINVCE	21832	GILMOUR & JOOSTE ELECTRICAL	VARIOUS SITES - UNPLANNED ELECTRICAL MAI	79.93
5/05/2022	\$APINVCE	21827	GILMOUR & JOOSTE ELECTRICAL	VARIOUS SITES - UNPLANNED ELECTRICAL MAI	79.93
<b>Cheque/EFT Number 225492</b>			<b>MINTER ELLISON</b>		<b>3,300.00</b>
5/05/2022	\$APINVCE	10933434	MINTER ELLISON	Legal advice - Case 21-058-INFOPE-C(A)	3,300.00
<b>Cheque/EFT Number 225493</b>			<b>D.B CUNNINGHAM PTY LTD T/AS ADVANTEERING CIVIL ENGINEERS</b>		<b>208,377.95</b>
5/05/2022	\$APINVCE	2279	D.B CUNNINGHAM PTY LTD T/AS ADVANTEERING CIV	Contract Document (100678) Shared Path U	208,377.95
<b>Cheque/EFT Number 225494</b>			<b>LIGHTNING BRICK PAVERS PTY LTD</b>		<b>76,947.09</b>
5/05/2022	\$APINVCE	3804	LIGHTNING BRICK PAVERS PTY LTD	89nos - Forrest Place Uplight Removal -	76,947.09
<b>Cheque/EFT Number 225495</b>			<b>JAPANESE TRUCK &amp; BUS SPARES PTY LTD</b>		<b>210.75</b>
5/05/2022	\$APINVCE	441568	JAPANESE TRUCK & BUS SPARES PTY LTD	Filters for Servicing - Plus AdBlue Filt	210.75
<b>Cheque/EFT Number 225496</b>			<b>RTRFM 92.1 Ltd</b>		<b>2,750.00</b>
5/05/2022	\$APINVCE	INV-8257	RTRFM 92.1 Ltd	Local Activation Grant - RTR 92.1FM - In	2,750.00
<b>Cheque/EFT Number 225497</b>			<b>Edward Charles Marcus</b>		<b>660.00</b>
5/05/2022	\$APINVCE	HN2210	Edward Charles Marcus	Heritage Perth Weekend Programming - Edd	660.00
<b>Cheque/EFT Number 225498</b>			<b>DEPARTMENT OF MINES INDUSTRY REGULATION AND SAFETY</b>		<b>23,398.00</b>
5/05/2022	\$APINVCE	010522	DEPARTMENT OF MINES INDUSTRY REGULATION ANI	Building service levy April 2022	23,398.00
<b>Cheque/EFT Number 225499</b>			<b>DATALINE VISUAL LINK PTY LTD</b>		<b>2,242.49</b>
5/05/2022	\$APINVCE	55082	DATALINE VISUAL LINK PTY LTD	Contract 100385, CCTV Maintenance 21-22	617.24
5/05/2022	\$APINVCE	55060	DATALINE VISUAL LINK PTY LTD	Unplanned Equipment maintenance for 2021	233.75
5/05/2022	\$APINVCE	55057	DATALINE VISUAL LINK PTY LTD	Unplanned Equipment maintenance for 2021	926.75
5/05/2022	\$APINVCE	55053	DATALINE VISUAL LINK PTY LTD	Contract 100385, CCTV Maintenance 21-22	464.75
<b>Cheque/EFT Number 225500</b>			<b>Civcon Civil &amp; Project Management Pty Ltd</b>		<b>792,299.62</b>
5/05/2022	\$APINVCE	7058	Civcon Civil & Project Management Pty Ltd	Main Works Contract for Roe Street Enhan	792,299.62
<b>Cheque/EFT Number 225501</b>			<b>ELECTRICITY GENERATION AND RETAIL CORPORATION</b>		<b>1,225.75</b>
5/05/2022	\$APINVCE	2065505644	ELECTRICITY GENERATION AND RETAIL CORPORATION	Electricity - U B 26 Howe St	354.26
5/05/2022	\$APINVCE	2041502438	ELECTRICITY GENERATION AND RETAIL CORPORATION	Electricity - U 3 81 Royal St East Perth	58.18
5/05/2022	\$APINVCE	2061495299	ELECTRICITY GENERATION AND RETAIL CORPORATION	Electricity - Terrace Road Perth	31.34
5/05/2022	\$APINVCE	2065499936	ELECTRICITY GENERATION AND RETAIL CORPORATION	Electricity - U 2 110 Wellington Street	781.97
<b>Cheque/EFT Number 225502</b>			<b>OUR COMMUNITY PTY LTD</b>		<b>700.00</b>
5/05/2022	\$APINVCE	SCBC60847	OUR COMMUNITY PTY LTD	SmartyGrants Online Workshop Training -	700.00
<b>Cheque/EFT Number 225503</b>			<b>BLACKWOODS ATKINS</b>		<b>81.30</b>
5/05/2022	\$APINVCE	PE7417DN	BLACKWOODS ATKINS	CDS Depot @ 8 Aberdeen St Northbridge	102.40
5/05/2022	\$APINVCE	PE6890DM	BLACKWOODS ATKINS	Crimping Clips / Depot Work Shop Consuma	180.40
5/05/2022	\$APCREDIT	255656	BLACKWOODS ATKINS	Invoice PE0886CU	-8.32
5/05/2022	\$APCREDIT	255655	BLACKWOODS ATKINS	Invoice PE0885CU	-20.99



**Schedule of Accounts Paid - Municipal Fund**  
For the Period :01/05/2022-31/05/2022

Payment Date	Document Type	Invoice Number	Payee	Payment Details	Payment Amount
5/05/2022	\$APCREDIT	255626	BLACKWOODS ATKINS	Invoice PE3757CT	-91.08
5/05/2022	\$APCREDIT	255621	BLACKWOODS ATKINS	Invoice PE3756CT	-91.08
5/05/2022	\$APINVCE	PE0770DJ	BLACKWOODS ATKINS	Stores stock	9.97
<b>Cheque/EFT Number 225504</b>					<b>18,054.85</b>
5/05/2022	\$APINVCE	51027265	Herbert Smith Freehills	Legal advice - Case 21-018-COMSPRO-C	18,054.85
<b>Cheque/EFT Number 225505</b>					<b>3,982.00</b>
5/05/2022	\$APINVCE	65630	AUSTRALIAN HVAC SERVICES	Drop Saw/ Printer Systems	3,982.00
<b>Cheque/EFT Number 225506</b>					<b>132.00</b>
5/05/2022	\$APINVCE	2251023	WEST COAST SPRING WATER PTY LTD T/AS AUSSIE NATURAL SPRING W		88.00
5/05/2022	\$APINVCE	2250944	WEST COAST SPRING WATER PTY LTD T/AS AUSSIE NATURAL SPRING W		44.00
<b>Cheque/EFT Number 225507</b>					<b>1,203.32</b>
5/05/2022	\$APINVCE	621663	The Trustee for Wendy Mead Family Trust & OTH t/as Pinnacle People		310.66
5/05/2022	\$APINVCE	621661	The Trustee for Wendy Mead Family Trust & OTH t/as Pinnacle People		892.66
<b>Cheque/EFT Number 225508</b>					<b>138.24</b>
5/05/2022	\$APINVCE	5796228	MULTI FIX WA	MultiFix Hardware	138.24
<b>Cheque/EFT Number 225509</b>					<b>1,639.00</b>
5/05/2022	\$APINVCE	INV10355	SIRSIDYNIX PTY LTD	Acquisition of SIP2 licence to enable ac	1,639.00
<b>Cheque/EFT Number 225510</b>					<b>108.24</b>
5/05/2022	\$APINVCE	00052401	BUNGAREE LAUNDRY SERVICES	Catering Linen supplies	108.24
<b>Cheque/EFT Number 225511</b>					<b>89.39</b>
5/05/2022	\$APINVCE	16539486	BROWNES FOODS OPERATIONS PTY LTD	Depot Weekly Milk Delivery 1 July 2021 -	89.39
<b>Cheque/EFT Number 225512</b>					<b>7,573.50</b>
5/05/2022	\$APINVCE	INV149454	THE TRUSTEE FOR TRJ TRUST	New purchase order to replace 253589, du	7,573.50
<b>Cheque/EFT Number 225513</b>					<b>4,427.50</b>
5/05/2022	\$APINVCE	435669	CSE CROSSCOM PTY LTD	Ranger Two Way Air Time 21-22	632.50
5/05/2022	\$APINVCE	435665	CSE CROSSCOM PTY LTD	Surveillance Two Way Air Time 21-22	962.50
5/05/2022	\$APINVCE	435666	CSE CROSSCOM PTY LTD	Two Way Radios	1,787.50
5/05/2022	\$APINVCE	435667	CSE CROSSCOM PTY LTD	CPP Operations 2 way Radio License	577.50
5/05/2022	\$APINVCE	435672	CSE CROSSCOM PTY LTD	Fire Wardens and PPM Radio Units Licence	385.00
5/05/2022	\$APINVCE	435670	CSE CROSSCOM PTY LTD	Crosscom - 3 x Radio Rentals - iCity Kio	82.50
<b>Cheque/EFT Number 225514</b>					<b>3,455.10</b>
5/05/2022	\$APINVCE	102480	RISK MANAGEMENT TECHNOLOGIES	Chemalert subscription license renewal 2	3,455.10
<b>Cheque/EFT Number 225515</b>					<b>19,250.00</b>
5/05/2022	\$APINVCE	020583	UniSport Australia Limited	Australian Masters Games 2022 - UniSport	19,250.00
<b>Cheque/EFT Number 225516</b>					<b>1,903.44</b>
5/05/2022	\$APINVCE	2624	MARK REISINGER T/AS MFR AUTOELECTRICS	Call Out To Rectify Faults in Rubbish Tr	305.91
5/05/2022	\$APINVCE	2620	MARK REISINGER T/AS MFR AUTOELECTRICS	Call Out To Rectify Faults in Rubbish Tr	581.72
5/05/2022	\$APINVCE	2625	MARK REISINGER T/AS MFR AUTOELECTRICS	Call Out To Rectify Faults in Rubbish Tr	828.52
5/05/2022	\$APINVCE	2621	MARK REISINGER T/AS MFR AUTOELECTRICS	Call Out To Rectify Faults in Rubbish Tr	187.29
<b>Cheque/EFT Number 225517</b>					<b>41.91</b>
5/05/2022	\$APINVCE	M-2204408	WESTERN METROPOLITAN REGIONAL COUNCIL	Green Waste Tipping Fees 21/22	41.91
<b>Cheque/EFT Number 225518</b>					<b>6,713.66</b>
5/05/2022	\$APINVCE	INV-1871	Glen Flood Group Pty Ltd t/as GFG Temporary Assist	Temporary External Works Coordinator 4 d	6,713.66
<b>Cheque/EFT Number 225519</b>					<b>1,251.25</b>
5/05/2022	\$APINVCE	I0026905	North Metropolitan Tafe	Enrolment Course Fees - S Madina. Cert I	1,251.25
<b>Cheque/EFT Number 225520</b>					<b>15,734.77</b>
5/05/2022	\$APINVCE	ARCOP22NYE	ANIMATION ARTROOM PTY LTD	Screen Curation & Management - Northbrid	1,287.00
5/05/2022	\$APINVCE	ARCOP2203A	ANIMATION ARTROOM PTY LTD	Screen Curation & Management - Northbrid	14,447.77
<b>Cheque/EFT Number 225521</b>					<b>4,466.00</b>
5/05/2022	\$APINVCE	INV-2237	WESTERN ENVIRONMENTAL PTY LTD	PROVISION OF SERVICES FOR ACID SULPHATE	2,552.00
5/05/2022	\$APINVCE	INV-2341	WESTERN ENVIRONMENTAL PTY LTD	Quotation for Acid Sulphate Soil Investi	1,914.00
<b>Cheque/EFT Number 225522</b>					<b>25,267.00</b>
5/05/2022	\$APINVCE	2193_01	The Trustee for The Lab Unit Trust t/as Place Laboratory	Contract 100723 The City of Perth is see	25,267.00
<b>Cheque/EFT Number 225523</b>					<b>1,652.99</b>
5/05/2022	\$APINVCE	4270029	Programmed Skilled Workforce Limited	HR Admin level support -Judita - L&D Adm	1,652.99
<b>Cheque/EFT Number 225524</b>					<b>37.76</b>
5/05/2022	\$APINVCE	9038987051	WINC AUSTRALIA PTY LTD	Stationery and cleaning supplies for Par	3.94
5/05/2022	\$APINVCE	9038910604	WINC AUSTRALIA PTY LTD	Level 2 Stationery and Paper Supplies	34.61
5/05/2022	\$APINVCE	9038987383	WINC AUSTRALIA PTY LTD	stationery & Office Suppliers for Techni	60.34
5/05/2022	\$APINVCE	9039029006	WINC AUSTRALIA PTY LTD	Level 4 stationery, kitchen supplies and	22.49
5/05/2022	\$APCREDIT	9038958371	WINC AUSTRALIA PTY LTD	Invoice 9038922308	-83.62
<b>Cheque/EFT Number 225525</b>					<b>419.84</b>
5/05/2022	\$APINVCE	00008284	ACE SECURITY AND EVENTS SERVICES	Ace Security, Mar - June Citizenship ce	419.84
<b>Cheque/EFT Number 225526</b>					<b>130.70</b>
5/05/2022	\$APINVCE	87690	METAL ARTWORK CREATIONS	Name Badges and postage for City of Pert	130.70
<b>Cheque/EFT Number 225527</b>					<b>42.40</b>
5/05/2022	\$APINVCE	32734	LENARA NOMINEES PTY LTD T/AS PERTH NEWS DELIVERY	LENARA NOMINEES PTY LTD T/AS PERTH NEWS DELIV Newspaper delivery for Rates	42.40
<b>Cheque/EFT Number 225528</b>					<b>495.00</b>
5/05/2022	\$APINVCE	5866	THE TRUSTEE FOR UNDER-XS SCRATCH AND DENT TR	Repairs to front bumper before sending v	495.00
<b>Cheque/EFT Number 225529</b>					<b>9,780.13</b>
5/05/2022	\$APINVCE	967142439	CHEVRON AUSTRALIA DOWNSTREAM FUELS PTY LTD	Depot Fuel	9,780.13
<b>Cheque/EFT Number 225530</b>					<b>1,100.00</b>
5/05/2022	\$APINVCE	COP 04	THE TRUSTEE FOR THE WESTON FAMILY TRUST T/AS WESTON ROAD SYS	Harvest Terrace zig-zag marking removal	1,100.00
<b>Cheque/EFT Number 225531</b>					<b>29,700.00</b>
5/05/2022	\$APINVCE	INV-0191	INTEGRITY MANAGEMENT SOLUTIONS PTY LTD	Complete Package Deal. Inclusive Unlimit	29,700.00
<b>Cheque/EFT Number 225532</b>					<b>87.32</b>
5/05/2022	\$APINVCE	494020331	DULUXGROUP(AUSTRALIA)PTY LTD T/AS DULUX AUSTRALIA	DULUX AUST Paint and Hardware Supplies for Use in G	41.94
5/05/2022	\$APINVCE	493988832	DULUXGROUP(AUSTRALIA)PTY LTD T/AS DULUX AUSTRALIA	DULUX AUST Paint and Hardware Supplies for Use in G	45.38
<b>Cheque/EFT Number 225533</b>					<b>270.60</b>
5/05/2022	\$APINVCE	00021182	THE TRUSTEE FOR THE D & J ROSE FAMILY TRUST T/A POOLEGRAVE POOLGRAVE SIGNS & ENG	Desk Name Plates and Freight - COP Staff	270.60



**Schedule of Accounts Paid - Municipal Fund**  
For the Period :01/05/2022-31/05/2022

Payment Date	Document Type	Invoice Number	Payee	Payment Details	Payment Amount
<b>Cheque/EFT Number 225534</b>			<b>Trustee for the Chelmsford Trust t/as St Anne's Florists &amp; G St Anne's Florists</b>		<b>118.00</b>
5/05/2022	\$APINVCE	00103321	Trustee for the Chelmsford Trust t/as St Anne's Floris	Floral Wreath for Councillor Lezer atten	118.00
<b>Cheque/EFT Number 225535</b>			<b>J.H. FLUID TRANSFER SOLUTIONS PTY LTD T/AS PIRTEK MALAGA</b>		<b>1,182.65</b>
5/05/2022	\$APINVCE	ML-T00047727	J.H. FLUID TRANSFER SOLUTIONS PTY LTD T/AS PIRTEI	Hose assembly for rubbish truck that has	1,182.65
<b>Cheque/EFT Number 225536</b>			<b>THE GRIFFITH FAMILY TRUST T/AS SUPERSTOCK SERVICES SUPERSTOCK FOOD SERVICES</b>		<b>86.97</b>
5/05/2022	\$APINVCE	40495647	THE GRIFFITH FAMILY TRUST T/AS SUPERSTOCK SERV	Milk for Child Care	86.97
<b>Cheque/EFT Number 225537</b>			<b>Initiative Media Australia Pty Ltd</b>		<b>71,051.20</b>
5/05/2022	\$APINVCE	61867	Initiative Media Australia Pty Ltd	Poster Girls - outstanding distribution	963.71
5/05/2022	\$APCREDT	70679	Initiative Media Australia Pty Ltd	Invoice 67826	-25,566.82
5/05/2022	\$APINVCE	70681	Initiative Media Australia Pty Ltd	Initiative Medi	36,084.05
5/05/2022	\$APINVCE	70680	Initiative Media Australia Pty Ltd	Initiative Medi	4,747.97
5/05/2022	\$APINVCE	70678	Initiative Media Australia Pty Ltd	Initiative Medi	830.28
5/05/2022	\$APCREDT	70671	Initiative Media Australia Pty Ltd	Invoice 66386	-36,653.76
5/05/2022	\$APCREDT	70670	Initiative Media Australia Pty Ltd	Invoice 66385	-7,168.92
5/05/2022	\$APCREDT	70669	Initiative Media Australia Pty Ltd	Invoice 66384	-27,484.44
5/05/2022	\$APINVCE	70683	Initiative Media Australia Pty Ltd	Initiative Medi	21,626.00
5/05/2022	\$APINVCE	70682	Initiative Media Australia Pty Ltd	Initiative Medi	19,519.45
5/05/2022	\$APINVCE	67827	Initiative Media Australia Pty Ltd	Initiative Medi	49,115.24
5/05/2022	\$APINVCE	67826	Initiative Media Australia Pty Ltd	Initiative Medi	47,850.00
5/05/2022	\$APCREDT	70673	Initiative Media Australia Pty Ltd	Invoice 67824	-110.20
5/05/2022	\$APCREDT	70684	Initiative Media Australia Pty Ltd	Invoice 66389	-25,620.72
5/05/2022	\$APCREDT	70667	Initiative Media Australia Pty Ltd	Invoice 66382	-39,065.64
5/05/2022	\$APINVCE	70674	Initiative Media Australia Pty Ltd	Initiative Medi	24,964.50
5/05/2022	\$APINVCE	5000982011	Initiative Media Australia Pty Ltd	City of Light Anniversary Drone Event Me	1,844.18
5/05/2022	\$APINVCE	70689	Initiative Media Australia Pty Ltd	Initiative Medi	550.00
5/05/2022	\$APINVCE	5000955433	Initiative Media Australia Pty Ltd	Scope of work costing for Skyworks 2022	5,649.31
5/05/2022	\$APINVCE	70690	Initiative Media Australia Pty Ltd	Initiative Medi	19,916.73
5/05/2022	\$APCREDT	70699	Initiative Media Australia Pty Ltd	Invoice 67833	-110.00
5/05/2022	\$APCREDT	69604	Initiative Media Australia Pty Ltd	Invoice 67829	-636.98
5/05/2022	\$APCREDT	65053	Initiative Media Australia Pty Ltd	Invoice 61859	-192.74
<b>Cheque/EFT Number 225538</b>			<b>Equilibrium Interactive Pty Ltd</b>		<b>1,161.60</b>
5/05/2022	\$APINVCE	9897	Equilibrium Interactive Pty Ltd	March 22 Sitecore Support	1,161.60
<b>Cheque/EFT Number 225539</b>			<b>THE TRUSTEE FOR PAM FAMILY TRUST T/AS PROFESSIONAL ARTS MANAGEMENT</b>		<b>2,299.00</b>
5/05/2022	\$APINVCE	PAM0203	THE TRUSTEE FOR PAM FAMILY TRUST T/AS PROFESS	Repair of Theatre Seats for public use	2,299.00
<b>Cheque/EFT Number 225540</b>			<b>Hoban Recruitment Pty Ltd</b>		<b>5,945.95</b>
5/05/2022	\$APINVCE	HPL50096	Hoban Recruitment Pty Ltd	Contract Technician Joe Bai from Hoban	1,392.27
5/05/2022	\$APINVCE	HPL50099	Hoban Recruitment Pty Ltd	Ken Buck Pay Period 3/10/2021 to 14/11/	1,162.13
5/05/2022	\$APINVCE	HPL49430	Hoban Recruitment Pty Ltd	Ken Buck Pay Period 3/10/2021 to 14/11/	1,960.47
5/05/2022	\$APINVCE	HPL50098	Hoban Recruitment Pty Ltd	PIO Agency Staff	1,431.08
<b>Cheque/EFT Number 225541</b>			<b>GO DOORS PTY LTD t/as GO DOORS</b>		<b>1,601.66</b>
5/05/2022	\$APINVCE	99168	GO DOORS PTY LTD t/as GO DOORS	City of Perth Autodoor reactive maintena	1,601.66
<b>Cheque/EFT Number 225542</b>			<b>JB Legal Partners Pty Ltd</b>		<b>21,523.08</b>
5/05/2022	\$APINVCE	3160	JB Legal Partners Pty Ltd	Engagement of JB Legal as Legal Counsel	21,523.08
<b>Cheque/EFT Number 225543</b>			<b>Ian Pickford</b>		<b>120.00</b>
5/05/2022	\$APINVCE	5355	Ian Pickford	Tuesday Morning Show 15 Feb 2022 - Ian P	120.00
<b>Cheque/EFT Number 225544</b>			<b>MDM Entertainment Pty Ltd</b>		<b>145.75</b>
5/05/2022	\$APINVCE	110198	MDM Entertainment Pty Ltd	Supply of Adult Fiction & Adult Non-Fict	128.04
5/05/2022	\$APINVCE	110578	MDM Entertainment Pty Ltd	DVD One-time Security Cases	7.59
5/05/2022	\$APINVCE	110305	MDM Entertainment Pty Ltd	DVD One-time Security Cases	10.12
<b>Cheque/EFT Number 225545</b>			<b>The Trustee for Insieme t/as Perth Terrazzo &amp; Concrete Solutions</b>		<b>2,156.00</b>
5/05/2022	\$APINVCE	117	The Trustee for Insieme t/as Perth Terrazzo & Concre	Project Stock SP 1104-164-81-10487-7247	2,156.00
<b>Cheque/EFT Number 225546</b>			<b>Mediabrand Australia Pty Ltd</b>		<b>12,825.00</b>
5/05/2022	\$APINVCE	100	Mediabrand Australia Pty Ltd	Hours for Magna international to provide	12,825.00
<b>Cheque/EFT Number 225547</b>			<b>Morris &amp; Ioppolo PTY LTD t/as M I Plumbers</b>		<b>473.97</b>
5/05/2022	\$APINVCE	33217	Morris & Ioppolo PTY LTD t/as M I Plumbers	VARIOUS SITES - UNPLANNED PLUMBING SERVI	473.97
<b>Cheque/EFT Number 225548</b>			<b>Sheffield Asset Management Pty Ltd</b>		<b>23,635.27</b>
5/05/2022	\$APINVCE	004988	Sheffield Asset Management Pty Ltd	Rental for 26b Howe St Osborne Park	23,635.27
<b>Cheque/EFT Number 225549</b>			<b>FreshExchange Pty Ltd</b>		<b>182.65</b>
5/05/2022	\$APINVCE	315656	FreshExchange Pty Ltd	Fresh fruit & Vegetables.	26.16
5/05/2022	\$APINVCE	315645	FreshExchange Pty Ltd	Fresh fruit & Vegetables.	156.49
<b>Cheque/EFT Number 225550</b>			<b>Office Cleaning Experts Pty Ltd t/as OCE Corporate Cleaning</b>		<b>9,724.00</b>
5/05/2022	\$APINVCE	00144489	Office Cleaning Experts Pty Ltd t/as OCE Corporate Cl	Planned Window Cleaning for City of Pert	1,584.00
5/05/2022	\$APINVCE	00144512	Office Cleaning Experts Pty Ltd t/as OCE Corporate Cl	Forrest Place Stage Canopy Cleaning Con	2,750.00
5/05/2022	\$APINVCE	00144488	Office Cleaning Experts Pty Ltd t/as OCE Corporate Cl	Planned Window Cleaning for City of Pert	5,390.00
<b>Cheque/EFT Number 225551</b>			<b>Chelsea Victoria Hayes</b>		<b>160.00</b>
5/05/2022	\$APINVCE	220201	Chelsea Victoria Hayes	easter blog	160.00
<b>Cheque/EFT Number 225552</b>			<b>Ludlow Timber Products</b>		<b>7,854.00</b>
5/05/2022	\$APINVCE	53	Ludlow Timber Products	Supply of semi dried jarrah 250mm x 75mm	7,854.00
<b>Cheque/EFT Number 225553</b>			<b>On Tap Plumbing &amp; Gas Pty Ltd</b>		<b>1,484.93</b>
5/05/2022	\$APINVCE	55033	On Tap Plumbing & Gas Pty Ltd	VARIOUS SITES - UNPLANNED PLUMBING SERVI	357.39
5/05/2022	\$APINVCE	55034	On Tap Plumbing & Gas Pty Ltd	VARIOUS SITES - UNPLANNED PLUMBING SERVI	400.29
5/05/2022	\$APINVCE	54973	On Tap Plumbing & Gas Pty Ltd	VARIOUS SITES - UNPLANNED PLUMBING SERVI	293.85
5/05/2022	\$APINVCE	55032	On Tap Plumbing & Gas Pty Ltd	VARIOUS SITES - UNPLANNED PLUMBING SERVI	85.80
5/05/2022	\$APINVCE	54972	On Tap Plumbing & Gas Pty Ltd	VARIOUS SITES - UNPLANNED PLUMBING SERVI	261.80
5/05/2022	\$APINVCE	55089	On Tap Plumbing & Gas Pty Ltd	VARIOUS SITES - UNPLANNED PLUMBING SERVI	85.80
<b>Cheque/EFT Number 225554</b>			<b>Maxey Plumbing Pty Ltd</b>		<b>2,351.02</b>
5/05/2022	\$APINVCE	12568	Maxey Plumbing Pty Ltd	VARIOUS SITES - UNPLANNED PLUMBING SERVI	385.00
5/05/2022	\$APINVCE	12534	Maxey Plumbing Pty Ltd	VARIOUS SITES - UNPLANNED PLUMBING SERVI	280.50
5/05/2022	\$APINVCE	12567	Maxey Plumbing Pty Ltd	VARIOUS SITES - UNPLANNED PLUMBING SERVI	396.00
5/05/2022	\$APINVCE	12546	Maxey Plumbing Pty Ltd	VARIOUS SITES - UNPLANNED PLUMBING SERVI	115.50



**Schedule of Accounts Paid - Municipal Fund**  
For the Period :01/05/2022-31/05/2022

Payment Date	Document Type	Invoice Number	Payee	Payment Details	Payment Amount
5/05/2022	\$APINVCE	12545	Maxey Plumbing Pty Ltd	VARIOUS SITES - UNPLANNED PLUMBING SERVI	115.50
5/05/2022	\$APINVCE	12575	Maxey Plumbing Pty Ltd	VARIOUS SITES - UNPLANNED PLUMBING SERVI	396.00
5/05/2022	\$APINVCE	12565	Maxey Plumbing Pty Ltd	VARIOUS SITES - UNPLANNED PLUMBING SERVI	266.52
5/05/2022	\$APINVCE	12566	Maxey Plumbing Pty Ltd	VARIOUS SITES - UNPLANNED PLUMBING SERVI	396.00
<b>Cheque/EFT Number 225555</b>					<b>3,289.00</b>
5/05/2022	\$APINVCE	COPFA-3489	Yenem Engineering Services Pty Ltd	Open market quote. Refer 3918/22 and 389	3,289.00
<b>Cheque/EFT Number 225556</b>					<b>38,148.02</b>
5/05/2022	\$APINVCE	TCWA INV-7352	The Trustee for Ussheridan Trust t/as Westworks Con Street Tree of All Car Parks and Neighbo		38,148.02
<b>Cheque/EFT Number 225557</b>					<b>3.49</b>
5/05/2022	\$APINVCE	4030984714	Boc Gases Australia Ltd	Dry Ice - until the end of the season	3.49
<b>Cheque/EFT Number 225558</b>					<b>59.40</b>
5/05/2022	\$APINVCE	2260/00816814	BUNNINGS BUILDING SUPPLIES P/L	VARIOUS SITES - SUPPLY OF GENERAL HARDWA	59.40
<b>Cheque/EFT Number 225559</b>					<b>615.25</b>
5/05/2022	\$APINVCE	25079624P2204	CABCHARGE AUSTRALIA PTY LTD	Community Development Cab charge Account	615.25
<b>Cheque/EFT Number 225560</b>					<b>1,936.00</b>
5/05/2022	\$APINVCE	SI-0001572	CENTRECARE CORPORATE	Requisition for EAP - Access Wellbeing 1	1,936.00
<b>Cheque/EFT Number 225561</b>					<b>13,846.79</b>
5/05/2022	\$APINVCE	INV-36064	CLASSIC TREE SERVICES	Street Tree Pruning, Removal and Arboric	2,612.39
5/05/2022	\$APINVCE	INV-36249	CLASSIC TREE SERVICES	Street Tree Pruning, Removal and Arboric	3,261.48
5/05/2022	\$APINVCE	INV-36347	CLASSIC TREE SERVICES	Street Tree Pruning, Removal and Arboric	133.21
5/05/2022	\$APINVCE	INV-36348	CLASSIC TREE SERVICES	Street Tree Pruning, Removal and Arboric	133.21
5/05/2022	\$APINVCE	INV-36340	CLASSIC TREE SERVICES	Street Tree Pruning, Removal and Arboric	933.58
5/05/2022	\$APINVCE	INV-36310	CLASSIC TREE SERVICES	Street Tree Pruning, Removal and Arboric	557.82
5/05/2022	\$APINVCE	INV-36313	CLASSIC TREE SERVICES	Street Tree Pruning, Removal and Arboric	996.30
5/05/2022	\$APINVCE	INV-36329	CLASSIC TREE SERVICES	Street Tree Pruning, Removal and Arboric	550.80
5/05/2022	\$APINVCE	INV-36307	CLASSIC TREE SERVICES	Street Tree Pruning, Removal and Arboric	707.69
5/05/2022	\$APINVCE	INV-36309	CLASSIC TREE SERVICES	Street Tree Pruning, Removal and Arboric	557.82
5/05/2022	\$APINVCE	INV-36335	CLASSIC TREE SERVICES	Street Tree Pruning, Removal and Arboric	471.79
5/05/2022	\$APINVCE	INV-36296	CLASSIC TREE SERVICES	Street Tree Pruning, Removal and Arboric	1,526.37
5/05/2022	\$APINVCE	INV-36294	CLASSIC TREE SERVICES	Street Tree Pruning, Removal and Arboric	1,404.33
<b>Cheque/EFT Number 225562</b>					<b>622,477.00</b>
5/05/2022	\$HRPAYJNL	F 22/04/2022	DEPUTY COMMISSIONER OF TAXATION	ETP Tax (Code O)	10.00
5/05/2022	\$HRPAYJNL	F 22/04/2022	DEPUTY COMMISSIONER OF TAXATION	Withholding Tax (PAYG)	4,770.00
5/05/2022	\$HRPAYJNL	F 22/04/2022	DEPUTY COMMISSIONER OF TAXATION	ETP Tax (Code O)	2,380.00
5/05/2022	\$HRPAYJNL	F 22/04/2022	DEPUTY COMMISSIONER OF TAXATION	Withholding Tax (PAYG)	17,925.00
5/05/2022	\$HRPAYJNL	F 15/04/2022	DEPUTY COMMISSIONER OF TAXATION	HELP	504.00
5/05/2022	\$HRPAYJNL	F 15/04/2022	DEPUTY COMMISSIONER OF TAXATION	ETP Tax (Code O)	12.00
5/05/2022	\$HRPAYJNL	F 15/04/2022	DEPUTY COMMISSIONER OF TAXATION	Withholding Tax (PAYG)	5,578.00
5/05/2022	\$HRPAYJNL	F 22/04/2022	DEPUTY COMMISSIONER OF TAXATION	SFSS	500.00
5/05/2022	\$HRPAYJNL	F 22/04/2022	DEPUTY COMMISSIONER OF TAXATION	HELP	12,624.00
5/05/2022	\$HRPAYJNL	F 22/04/2022	DEPUTY COMMISSIONER OF TAXATION	Extra Tax	1,866.00
5/05/2022	\$HRPAYJNL	F 22/04/2022	DEPUTY COMMISSIONER OF TAXATION	Withholding Tax (PAYG)	443,404.00
5/05/2022	\$HRPAYJNL	EF 22/04/2022	DEPUTY COMMISSIONER OF TAXATION	HELP	2,084.00
5/05/2022	\$HRPAYJNL	EF 22/04/2022	DEPUTY COMMISSIONER OF TAXATION	Extra Tax	650.00
5/05/2022	\$HRPAYJNL	EF 22/04/2022	DEPUTY COMMISSIONER OF TAXATION	Withholding Tax (PAYG)	130,170.00
<b>Cheque/EFT Number 225563</b>					<b>24,082.12</b>
5/05/2022	\$APINVCE	30339	Ellenby Tree Farm Pty Ltd	Purchase tree stock; Replacement tree pl	9,292.41
5/05/2022	\$APINVCE	30334	Ellenby Tree Farm Pty Ltd	Purchase tree stock; Replacement tree pl	11,627.76
5/05/2022	\$APINVCE	30338	Ellenby Tree Farm Pty Ltd	Purchase tree stock; Replacement tree pl	2,796.20
5/05/2022	\$APINVCE	30342	Ellenby Tree Farm Pty Ltd	Additional delivery costs for Express Hi	365.75
<b>Cheque/EFT Number 225564</b>					<b>1,251.80</b>
5/05/2022	\$APINVCE	B25725	ELLIOTTS IRRIGATION PTY LTD	Harold Boas Gardens - Groundwater Filtra	269.50
5/05/2022	\$APINVCE	B25724	ELLIOTTS IRRIGATION PTY LTD	Groundwater Filtration System Annual Mai	982.30
<b>Cheque/EFT Number 225565</b>					<b>208.00</b>
5/05/2022	\$APINVCE	11048618	FARINOSI & SONS PTY LTD	Farinosi & Sons	208.00
<b>Cheque/EFT Number 225566</b>					<b>56,951.29</b>
5/05/2022	\$APINVCE	7931371	JONES LANG LASALLE (WA)PTY LTD	ENEX 100 Loading Dock 14 Monthly Rent 20	56,951.29
<b>Cheque/EFT Number 225567</b>					<b>769.07</b>
5/05/2022	\$APINVCE	00019665	LAUNDRY EXPRESS	Laundry services for Childcare till Sept	769.07
<b>Cheque/EFT Number 225568</b>					<b>372.00</b>
5/05/2022	\$APINVCE	925186	A RICHARDS PTY LTD T/AS RICHGRO GARDEN PRODUCTS	A RICHARDS PTY LTD T/AS RICHGRO GARDEN PRODU(4 m3 of exotic mulch	372.00
<b>Cheque/EFT Number 225569</b>					<b>426.58</b>
5/05/2022	\$APINVCE	12874831	RSEA PTY LTD	Electrolytes for staff	154.88
5/05/2022	\$APINVCE	12878566	RSEA PTY LTD	Employee Safety Boots - Paul Jones	122.10
5/05/2022	\$APINVCE	12875662	RSEA PTY LTD	Employee Safety Boots - Peter Hill	149.60
<b>Cheque/EFT Number 225570</b>					<b>1,721.54</b>
5/05/2022	\$APINVCE	KITSLS00008425	St John Ambulance Australia	First Aid Kits replenishment - COP	1,721.54
<b>Cheque/EFT Number 225571</b>					<b>1,365.88</b>
5/05/2022	\$APINVCE	661095960	FUJI XEROX BUSINESSFORCE PTY LTD	Reminder and Final Demand notice product	264.44
5/05/2022	\$APINVCE	662095960	FUJI XEROX BUSINESSFORCE PTY LTD	Reminder and Final Demand notice product	1,101.44
<b>Cheque/EFT Number 225572</b>					<b>1,070.48</b>
5/05/2022	\$APINVCE	RA4578110	RANDSTAD PTY LTD	Temporary Staff Child Care	203.24
5/05/2022	\$APINVCE	RA4578353	RANDSTAD PTY LTD	Temporary Staff Child Care	867.24
<b>Cheque/EFT Number 225573</b>					<b>1,674.57</b>
5/05/2022	\$APINVCE	SI445098	STATEWIDE CLEANING SUPPLIES	Cleaning supplies for Citiplace Rest Ce	1,674.57
<b>Cheque/EFT Number 225574</b>					<b>7.00</b>
5/05/2022	\$APINVCE	72233#3	CSP GROUP PTY LTD T/AS STIHL SHOP OSBORNE PARK	CSP GROUP PTY LTD T/AS STIHL SHOP OSBORNE PARK General Servicing of Minor Plant - EG -	7.00
<b>Cheque/EFT Number 225575</b>					<b>33,000.00</b>
5/05/2022	\$APINVCE	1628	PERFORMING ARTS CENTRE SOCIETY INC T/AS THE BLUE ROOM THEATRE	PERFORMING ARTS CENTRE SOCIETY INC T/AS THE BL - Arts Sponsorship 2021/22 - Approved a	33,000.00
<b>Cheque/EFT Number 225576</b>					<b>2,523.95</b>
<b>Ultimo Catering &amp; Events Pty Ltd</b>					



**Schedule of Accounts Paid - Municipal Fund**  
For the Period :01/05/2022-31/05/2022

Payment Date	Document Type	Invoice Number	Payee	Payment Details	Payment Amount
5/05/2022	\$APINVCE	00414880	Ultimo Catering & Events Pty Ltd	Ultimo catering - COP catering supplies	73.92
5/05/2022	\$APINVCE	00414902	Ultimo Catering & Events Pty Ltd	Ultimo catering - COP catering supplies	499.40
5/05/2022	\$APINVCE	00414901	Ultimo Catering & Events Pty Ltd	Ultimo catering - COP catering supplies	466.40
5/05/2022	\$APINVCE	00414882	Ultimo Catering & Events Pty Ltd	Ultimo catering - COP catering supplies	137.50
5/05/2022	\$APINVCE	00414883	Ultimo Catering & Events Pty Ltd	Ultimo catering - COP catering supplies	229.24
5/05/2022	\$APINVCE	00414878	Ultimo Catering & Events Pty Ltd	Ultimo catering - COP catering supplies	295.35
5/05/2022	\$APINVCE	00414877	Ultimo Catering & Events Pty Ltd	Ultimo catering - COP catering supplies	678.70
5/05/2022	\$APINVCE	00414876	Ultimo Catering & Events Pty Ltd	Ultimo catering - COP catering supplies	143.44
<b>Cheque/EFT Number 225577</b>					<b>19,424.00</b>
5/05/2022	\$APINVCE	CORPB0598054	WESTERN POWER	MP195963 - ADELAIDE TCE PERTH Replace th	19,424.00
<b>Cheque/EFT Number 225578</b>					<b>2,079.80</b>
5/05/2022	\$APINVCE	A1116136	Peter Hayes	Refund o/paid rates 23/60 Royal St	2,079.80
<b>Cheque/EFT Number 225579</b>					<b>120.00</b>
5/05/2022	\$APINVCE	EV2022/51	Susan O Regan	Fee waiver for venue hire EV-2022/51	120.00
<b>Cheque/EFT Number 225580</b>					<b>119.56</b>
5/05/2022	\$APINVCE	A1099704	David & Lesley Larvin	Rfnd o/paid rates-503/2 St George's Tce	119.56
<b>Cheque/EFT Number 225581</b>					<b>129.99</b>
5/05/2022	\$APINVCE	020522	Graeme Giblett	Footcare management programme reimbrsmnt	129.99
<b>Cheque/EFT Number 225582</b>					<b>156.00</b>
5/05/2022	\$APINVCE	OB2022329	Print and Sign Co	Rfnd obstruction permit 840 Wellington	156.00
<b>Cheque/EFT Number 225584</b>					<b>99.00</b>
5/05/2022	\$APINVCE	EV2021/421	Multi Comm Arts Fest	Application refund EV-2021/421	99.00
<b>Cheque/EFT Number 225585</b>					<b>1,000.00</b>
5/05/2022	\$APINVCE	34569	Leah Waters	Bond refund - Perth Town Hall	1,000.00
<b>Cheque/EFT Number 225586</b>					<b>8.08</b>
5/05/2022	\$APINVCE	04052022	KEDY KRISTAL	LGBTQIA+ Advisory Group Meeting - 2/05/2	8.08
<b>Cheque/EFT Number 225587</b>					<b>26,245.06</b>
13/05/2022	\$APINVCE	01070110	CTI5 PTY LTD	Cash Collection from Car park and Ticket	2,954.45
13/05/2022	\$APINVCE	01070052	CTI5 PTY LTD	This item is for cti5 attendance for mai	297.00
13/05/2022	\$APINVCE	01070109	CTI5 PTY LTD	Container Deposit Scheme Top Up Fund	20,000.00
13/05/2022	\$APINVCE	01070051	CTI5 PTY LTD	Cash collection from citiplace Rest Cent	264.00
13/05/2022	\$APINVCE	01070050	CTI5 PTY LTD	Car Park Ticket Machine Cash Hopper Audi	2,729.61
<b>Cheque/EFT Number 225588</b>					<b>13,035.00</b>
13/05/2022	\$APINVCE	23621	HASELL LTD	Main Street Refresh Program - Analysis B	13,035.00
<b>Cheque/EFT Number 225589</b>					<b>33,208.25</b>
13/05/2022	\$APINVCE	8342	STILES ELECTRICAL SERVICES	Royal St Stage 2 (Lord St to Bennett St)	33,208.25
<b>Cheque/EFT Number 225590</b>					<b>4,181.50</b>
13/05/2022	\$APINVCE	I55322630.PER	BIDFOOD WA PTY LTD	Food and beverages for Community Centre	754.02
13/05/2022	\$APCREDT	C5997336	BIDFOOD WA PTY LTD	Invoice I55391964.PER	-27.00
13/05/2022	\$APINVCE	I55391964.PER	BIDFOOD WA PTY LTD	Food and beverages for Community Centre	1,744.34
13/05/2022	\$APCREDT	C5992976.P	BIDFOOD WA PTY LTD	Invoice I55322630.PER	-28.13
13/05/2022	\$APINVCE	I55367957.PER	BIDFOOD WA PTY LTD	Food and beverages for Community Centre	1,217.98
13/05/2022	\$APINVCE	I55391963.PER	BIDFOOD WA PTY LTD	Food and beverages for Community Centre	107.80
13/05/2022	\$APINVCE	I55065306.PER	BIDFOOD WA PTY LTD	Food and beverages for Community Centre	412.49
<b>Cheque/EFT Number 225591</b>					<b>1,239.15</b>
13/05/2022	\$APINVCE	00155060	ADVANCED TRAFFIC MANAGEMENT	ATM Traffic Management Pothole Repairs &	165.00
13/05/2022	\$APINVCE	00155842	ADVANCED TRAFFIC MANAGEMENT	Provide Traffic Management	1,074.15
<b>Cheque/EFT Number 225592</b>					<b>23,100.00</b>
13/05/2022	\$APINVCE	25503	ARC Holdings (WA) Pty Ltd t/as ARC Switchboards	Purchasing of Royal street, Adelaide tce	11,347.60
13/05/2022	\$APINVCE	25570	ARC Holdings (WA) Pty Ltd t/as ARC Switchboards	Purchasing of Royal street, Adelaide tce	11,752.40
<b>Cheque/EFT Number 225593</b>					<b>2,535.20</b>
13/05/2022	\$APINVCE	41675031	NESPRESSO	CITYWATCH - GEMINI CS223 AS QUOTED 15/2	2,396.00
13/05/2022	\$APINVCE	41675035	NESPRESSO	CITYWATCH - GEMINI CS223 AS QUOTED 15/2	45.00
13/05/2022	\$APINVCE	41375374	NESPRESSO	Nespresso for iCity Kiosk - Financial Ye	94.20
<b>Cheque/EFT Number 225594</b>					<b>689,341.04</b>
13/05/2022	\$APINVCE	SIN000004933	DATA 3	Azure monthly usage charges from Septemb	21,278.72
13/05/2022	\$APINVCE	02094128	DATA 3	Microsoft EA Annual Renewal Year 3 of EA	458,212.39
13/05/2022	\$APINVCE	SIN000004873	DATA 3	Microsoft EA Annual Renewal Year 3 of EA	2,643.36
13/05/2022	\$APINVCE	02094006	DATA 3	Microsoft EA Annual Renewal Year 3 of EA	183,414.23
13/05/2022	\$APINVCE	SIN000004875	DATA 3	Microsoft EA Annual Renewal Year 3 of EA	23,792.34
<b>Cheque/EFT Number 225595</b>					<b>442.20</b>
13/05/2022	\$APINVCE	42794	PUMPS AUSTRALIA	New H/P Gun Assembly for High Pressure C	442.20
<b>Cheque/EFT Number 225596</b>					<b>6,911.83</b>
13/05/2022	\$APINVCE	186098597	Higgins Coatings Pty Ltd	Unplanned Graffiti Removal & Painting Se	556.36
13/05/2022	\$APINVCE	186098735	Higgins Coatings Pty Ltd	STREET SCAPE PAINTING VARIOUS LOCATIONS	6,355.47
<b>Cheque/EFT Number 225597</b>					<b>1,117.42</b>
13/05/2022	\$APINVCE	328270	WESTBOOKS	Ordering of Adult Fiction and Adult Non-	526.56
13/05/2022	\$APINVCE	328268	WESTBOOKS	Books for Read Now Collection	230.90
13/05/2022	\$APINVCE	328269	WESTBOOKS	Books for Read Now Collection	359.96
<b>Cheque/EFT Number 225598</b>					<b>21,244.98</b>
13/05/2022	\$APINVCE	70402715	ALINTA SALES PTY LTD	5 ST GEORGES ICE, PERTH WA	3,134.04
13/05/2022	\$APINVCE	70406630	ALINTA SALES PTY LTD	5 ST GEORGES TCE, PERTH WA	2,838.12
13/05/2022	\$APINVCE	70408182	ALINTA SALES PTY LTD	5 ST GEORGES TCE, PERTH WA	6,919.50
13/05/2022	\$APINVCE	70408185	ALINTA SALES PTY LTD	5 ST GEORGES TCE, PERTH WA	4,806.76
13/05/2022	\$APINVCE	70403970	ALINTA SALES PTY LTD	5 ST GEORGES TCE, PERTH WA	3,202.21
13/05/2022	\$APINVCE	804003079	ALINTA SALES PTY LTD	567 Hay St PERTH	101.20
13/05/2022	\$APINVCE	654999411	ALINTA SALES PTY LTD		243.15
<b>Cheque/EFT Number 225599</b>					<b>1,859.00</b>
13/05/2022	\$APINVCE	27253	SAFETY & RESCUE EQUIPMENT	Open market quote - one quote sourced as	1,859.00
<b>Cheque/EFT Number 225600</b>					<b>7,526.75</b>



**Schedule of Accounts Paid - Municipal Fund**  
For the Period :01/05/2022-31/05/2022

Payment Date	Document Type	Invoice Number	Payee	Payment Details	Payment Amount
13/05/2022	\$APINVCE	246933	DOUGLAS PARTNERS	Geotechnical Investigation - Fire Statio	7,526.75
<b>Cheque/EFT Number 225601</b>			<b>ATOM SUPPLY</b>		<b>453.55</b>
13/05/2022	\$APINVCE	P2325070	ATOM SUPPLY	Depot Main Store Stock	453.55
<b>Cheque/EFT Number 225602</b>			<b>ACCESS BRICKPAVING CO</b>		<b>48,588.20</b>
13/05/2022	\$APINVCE	8042027	ACCESS BRICKPAVING CO	Required Paving works associated with ro	2,257.63
13/05/2022	\$APINVCE	220424	ACCESS BRICKPAVING CO	For the civil works identified in the Th	19,933.87
13/05/2022	\$APINVCE	220423	ACCESS BRICKPAVING CO	TREE HARDWARE ARRIVES IN FEBRUARY, WITH	26,396.70
<b>Cheque/EFT Number 225603</b>			<b>DEPARTMENT OF TRANSPORT</b>		<b>23,892.95</b>
13/05/2022	\$APINVCE	29282599	DEPARTMENT OF TRANSPORT	Obtaining vehicle owner details from Dep	23,850.00
13/05/2022	\$APINVCE	041000091389	DEPARTMENT OF TRANSPORT	Jetty renewal fee LM1090	42.95
<b>Cheque/EFT Number 225604</b>			<b>SONIC HEALTHPLUS PTY LTD</b>		<b>4,942.19</b>
13/05/2022	\$APINVCE	2555449	SONIC HEALTHPLUS PTY LTD	This PO is for pre-employment medicals f	353.10
13/05/2022	\$APINVCE	2592096	SONIC HEALTHPLUS PTY LTD	To provide Drug & Alcohol Testing to sta	3,423.75
13/05/2022	\$APINVCE	2561873	SONIC HEALTHPLUS PTY LTD	This PO is for pre-employment medicals f	459.14
13/05/2022	\$APINVCE	2607812	SONIC HEALTHPLUS PTY LTD	This PO is for pre-employment medicals f	353.10
13/05/2022	\$APINVCE	2599686	SONIC HEALTHPLUS PTY LTD	This PO is for pre-employment medicals f	353.10
<b>Cheque/EFT Number 225605</b>			<b>EOS ELECTRICAL</b>		<b>25,038.05</b>
13/05/2022	\$APINVCE	00016129	EOS ELECTRICAL	Collect 7 x pallets from 35 Butcher St K	408.67
13/05/2022	\$APINVCE	00015821	EOS ELECTRICAL	Electrical maintenance of street lights	1,999.45
13/05/2022	\$APINVCE	00015956	EOS ELECTRICAL	Banner Installation and Removal Costs	15,307.38
13/05/2022	\$APINVCE	00016141	EOS ELECTRICAL	Hay St Mall & Murray St Mall Bollards in	135.30
13/05/2022	\$APINVCE	00016155	EOS ELECTRICAL	Electrical maintenance of street lights	155.46
13/05/2022	\$APINVCE	00016154	EOS ELECTRICAL	Electrical maintenance of street lights	177.62
13/05/2022	\$APINVCE	00016153	EOS ELECTRICAL	Electrical maintenance of street lights	450.08
13/05/2022	\$APINVCE	00016152	EOS ELECTRICAL	Electrical maintenance of street lights	113.21
13/05/2022	\$APINVCE	00016131	EOS ELECTRICAL	Electrical maintenance of street lights	454.08
13/05/2022	\$APINVCE	00016042	EOS ELECTRICAL	Electrical maintenance of street lights	205.04
13/05/2022	\$APINVCE	00016035	EOS ELECTRICAL	Electrical maintenance of street lights	205.04
13/05/2022	\$APINVCE	00016036	EOS ELECTRICAL	Electrical maintenance of street lights	205.04
13/05/2022	\$APINVCE	00016034	EOS ELECTRICAL	Electrical maintenance of street lights	205.04
13/05/2022	\$APINVCE	00016026	EOS ELECTRICAL	Electrical maintenance of street lights	205.04
13/05/2022	\$APINVCE	00016025	EOS ELECTRICAL	Electrical maintenance of street lights	205.04
13/05/2022	\$APINVCE	00016038	EOS ELECTRICAL	Electrical maintenance of street lights	205.04
13/05/2022	\$APINVCE	00016037	EOS ELECTRICAL	Electrical maintenance of street lights	608.65
13/05/2022	\$APINVCE	00016040	EOS ELECTRICAL	Electrical maintenance of street lights	277.12
13/05/2022	\$APINVCE	00016041	EOS ELECTRICAL	Electrical maintenance of street lights	608.65
13/05/2022	\$APINVCE	00016033	EOS ELECTRICAL	Electrical maintenance of street lights	608.65
13/05/2022	\$APINVCE	00016142	EOS ELECTRICAL	Hay St Mall & Murray St Mall Bollards in	135.30
13/05/2022	\$APINVCE	00015981	EOS ELECTRICAL	Electrical maintenance of street lights	1,012.91
13/05/2022	\$APINVCE	00016011	EOS ELECTRICAL	Electrical maintenance of street lights	1,010.61
13/05/2022	\$APINVCE	00015999	EOS ELECTRICAL	Electrical maintenance of street lights	139.63
<b>Cheque/EFT Number 225606</b>			<b>Drainflow Services Pty Ltd</b>		<b>129,659.20</b>
13/05/2022	\$APINVCE	00009494	Drainflow Services Pty Ltd	Mounts bay Rd Mainline Cleaning from Joh	47,691.05
13/05/2022	\$APINVCE	00008950	Drainflow Services Pty Ltd	Mounts bay Rd Mainline Cleaning from Joh	50,768.30
13/05/2022	\$APCREDIT	00009381	Drainflow Services Pty Ltd	Invoice 00009012	-3,949.00
13/05/2022	\$APINVCE	00009495	Drainflow Services Pty Ltd	Mounts bay Rd Mainline Cleaning from Joh	35,148.85
<b>Cheque/EFT Number 225607</b>			<b>HILARY NORMA EVERARD</b>		<b>150.00</b>
13/05/2022	\$APINVCE	Jan-22	HILARY NORMA EVERARD	Tuesday Morning Show H Everard 5 Apr 22	150.00
<b>Cheque/EFT Number 225608</b>			<b>GILMOUR &amp; JOOSTE ELECTRICAL</b>		<b>8,551.75</b>
13/05/2022	\$APINVCE	21923	GILMOUR & JOOSTE ELECTRICAL	Electrical maintenance for street lighti	175.03
13/05/2022	\$APINVCE	21918	GILMOUR & JOOSTE ELECTRICAL	Electrical maintenance for street lighti	64.70
13/05/2022	\$APINVCE	21904	GILMOUR & JOOSTE ELECTRICAL	Electrical maintenance for street lighti	129.40
13/05/2022	\$APINVCE	21905	GILMOUR & JOOSTE ELECTRICAL	Electrical maintenance for street lighti	64.70
13/05/2022	\$APINVCE	21910	GILMOUR & JOOSTE ELECTRICAL	Electrical maintenance for street lighti	570.90
13/05/2022	\$APINVCE	21883	GILMOUR & JOOSTE ELECTRICAL	Electrical maintenance for street lighti	129.40
13/05/2022	\$APINVCE	21870	GILMOUR & JOOSTE ELECTRICAL	Electrical maintenance for street lighti	286.19
13/05/2022	\$APINVCE	21862	GILMOUR & JOOSTE ELECTRICAL	Electrical maintenance for street lighti	529.72
13/05/2022	\$APINVCE	21879	GILMOUR & JOOSTE ELECTRICAL	VARIOUS SITES - UNPLANNED ELECTRICAL MAI	170.91
13/05/2022	\$APINVCE	21903	GILMOUR & JOOSTE ELECTRICAL	VARIOUS SITES - UNPLANNED ELECTRICAL MAI	258.81
13/05/2022	\$APINVCE	21909	GILMOUR & JOOSTE ELECTRICAL	VARIOUS SITES - UNPLANNED ELECTRICAL MAI	1,018.52
13/05/2022	\$APINVCE	21889	GILMOUR & JOOSTE ELECTRICAL	RCD Fault on Flow Meter for Depot Wash B	86.53
13/05/2022	\$APINVCE	21902	GILMOUR & JOOSTE ELECTRICAL	Electrical work for Heritage Perth Weeke	356.38
13/05/2022	\$APINVCE	21880	GILMOUR & JOOSTE ELECTRICAL	VARIOUS SITES - UNPLANNED ELECTRICAL MAI	64.70
13/05/2022	\$APINVCE	21877	GILMOUR & JOOSTE ELECTRICAL	VARIOUS SITES - UNPLANNED ELECTRICAL MAI	160.36
13/05/2022	\$APINVCE	21865	GILMOUR & JOOSTE ELECTRICAL	VARIOUS SITES - UNPLANNED ELECTRICAL MAI	205.34
13/05/2022	\$APCREDIT	CN-16296	GILMOUR & JOOSTE ELECTRICAL	Invoices INV-15785/INV-15808/INV-15903	-25.92
13/05/2022	\$APINVCE	21814	GILMOUR & JOOSTE ELECTRICAL	VARIOUS SITES - UNPLANNED ELECTRICAL MAI	114.18
13/05/2022	\$APINVCE	20909	GILMOUR & JOOSTE ELECTRICAL	VARIOUS SITES - UNPLANNED ELECTRICAL MAI	114.18
13/05/2022	\$APINVCE	20911	GILMOUR & JOOSTE ELECTRICAL	VARIOUS SITES - UNPLANNED ELECTRICAL MAI	114.18
13/05/2022	\$APINVCE	20900	GILMOUR & JOOSTE ELECTRICAL	VARIOUS SITES - UNPLANNED ELECTRICAL MAI	114.18
13/05/2022	\$APINVCE	21826	GILMOUR & JOOSTE ELECTRICAL	VARIOUS SITES - UNPLANNED ELECTRICAL MAI	159.85
13/05/2022	\$APINVCE	21806	GILMOUR & JOOSTE ELECTRICAL	VARIOUS SITES - UNPLANNED ELECTRICAL MAI	308.29
13/05/2022	\$APINVCE	21803	GILMOUR & JOOSTE ELECTRICAL	VARIOUS SITES - UNPLANNED ELECTRICAL MAI	114.18
13/05/2022	\$APINVCE	21706	GILMOUR & JOOSTE ELECTRICAL	VARIOUS SITES - UNPLANNED ELECTRICAL MAI	114.18
13/05/2022	\$APINVCE	21800	GILMOUR & JOOSTE ELECTRICAL	VARIOUS SITES - UNPLANNED ELECTRICAL MAI	279.74
13/05/2022	\$APINVCE	21749	GILMOUR & JOOSTE ELECTRICAL	Electrical maintenance for street lighti	243.87
13/05/2022	\$APINVCE	21694	GILMOUR & JOOSTE ELECTRICAL	VARIOUS SITES - UNPLANNED ELECTRICAL MAI	114.18
13/05/2022	\$APINVCE	21642	GILMOUR & JOOSTE ELECTRICAL	VARIOUS SITES - UNPLANNED ELECTRICAL MAI	114.18
13/05/2022	\$APINVCE	21660	GILMOUR & JOOSTE ELECTRICAL	VARIOUS SITES - UNPLANNED ELECTRICAL MAI	114.18
13/05/2022	\$APINVCE	21659	GILMOUR & JOOSTE ELECTRICAL	VARIOUS SITES - UNPLANNED ELECTRICAL MAI	57.09



**Schedule of Accounts Paid - Municipal Fund**  
For the Period :01/05/2022-31/05/2022

Payment Date	Document Type	Invoice Number	Payee	Payment Details	Payment Amount
13/05/2022	\$APINVCE	21641	GILMOUR & JOOSTE ELECTRICAL	VARIOUS SITES - UNPLANNED ELECTRICAL MAI	114.18
13/05/2022	\$APINVCE	21634	GILMOUR & JOOSTE ELECTRICAL	VARIOUS SITES - UNPLANNED ELECTRICAL MAI	114.18
13/05/2022	\$APINVCE	21628	GILMOUR & JOOSTE ELECTRICAL	VARIOUS SITES - UNPLANNED ELECTRICAL MAI	57.09
13/05/2022	\$APINVCE	20921	GILMOUR & JOOSTE ELECTRICAL	VARIOUS SITES - UNPLANNED ELECTRICAL MAI	114.18
13/05/2022	\$APINVCE	20899	GILMOUR & JOOSTE ELECTRICAL	VARIOUS SITES - UNPLANNED ELECTRICAL MAI	114.18
13/05/2022	\$APINVCE	21003	GILMOUR & JOOSTE ELECTRICAL	VARIOUS SITES - UNPLANNED ELECTRICAL MAI	57.09
13/05/2022	\$APINVCE	21868	GILMOUR & JOOSTE ELECTRICAL	VARIOUS SITES - UNPLANNED ELECTRICAL MAI	129.79
13/05/2022	\$APINVCE	21861	GILMOUR & JOOSTE ELECTRICAL	VARIOUS SITES - UNPLANNED ELECTRICAL MAI	129.79
13/05/2022	\$APINVCE	21852	GILMOUR & JOOSTE ELECTRICAL	VARIOUS SITES - UNPLANNED ELECTRICAL MAI	173.05
13/05/2022	\$APINVCE	21846	GILMOUR & JOOSTE ELECTRICAL	VARIOUS SITES - UNPLANNED ELECTRICAL MAI	86.53
13/05/2022	\$APINVCE	21845	GILMOUR & JOOSTE ELECTRICAL	VARIOUS SITES - UNPLANNED ELECTRICAL MAI	173.05
13/05/2022	\$APINVCE	21767	GILMOUR & JOOSTE ELECTRICAL	VARIOUS SITES - UNPLANNED ELECTRICAL MAI	57.09
13/05/2022	\$APINVCE	21839	GILMOUR & JOOSTE ELECTRICAL	Electrical maintenance for street lighti	324.98
13/05/2022	\$APINVCE	21942	GILMOUR & JOOSTE ELECTRICAL	Electrical maintenance for street lighti	64.70
13/05/2022	\$APINVCE	21924	GILMOUR & JOOSTE ELECTRICAL	Electrical maintenance for street lighti	368.51
13/05/2022	\$APINVCE	21917	GILMOUR & JOOSTE ELECTRICAL	Electrical maintenance for street lighti	64.70
13/05/2022	\$APINVCE	21856	GILMOUR & JOOSTE ELECTRICAL	VARIOUS SITES - UNPLANNED ELECTRICAL MAI	86.53
<b>Cheque/EFT Number 225609</b>			<b>Aska, Aska t/as Aska Illustration</b>		<b>375.00</b>
13/05/2022	\$APINVCE	471	Aska, Aska t/as Aska Illustration	April School Holiday activity - Characte	375.00
<b>Cheque/EFT Number 225610</b>			<b>DAIMLER TRUCKS PERTH</b>		<b>157.29</b>
13/05/2022	\$APINVCE	EP980002329	DAIMLER TRUCKS PERTH	Indicator Lens for Large Mercedes Rubbis	179.29
13/05/2022	\$APCREDT	CM6219979D	DAIMLER TRUCKS PERTH	DAIMLER TRUCKS	-22.00
<b>Cheque/EFT Number 225611</b>			<b>TRUGRADE PTY LTD</b>		<b>3,174.60</b>
13/05/2022	\$APINVCE	SI-00026688/1	TRUGRADE PTY LTD	Stores Stock	3,174.60
<b>Cheque/EFT Number 225612</b>			<b>LIGHTNING BRICK PAVERS PTY LTD</b>		<b>73,716.87</b>
13/05/2022	\$APINVCE	3830	LIGHTNING BRICK PAVERS PTY LTD	Forrest Place lift and relay Granite	36,674.86
13/05/2022	\$APINVCE	3829	LIGHTNING BRICK PAVERS PTY LTD	Replacing 22 pieces Granite Kerbing	29,149.51
13/05/2022	\$APINVCE	3831	LIGHTNING BRICK PAVERS PTY LTD	Forrest Place paving repair works	7,892.50
<b>Cheque/EFT Number 225613</b>			<b>WOODLANDS DISTRIBUTORS &amp; AGENCIES PTY LTD</b>		<b>3,110.80</b>
13/05/2022	\$APINVCE	PTH1-025	WOODLANDS DISTRIBUTORS & AGENCIES PTY LTD	Depot Main Store Stock	3,110.80
<b>Cheque/EFT Number 225614</b>			<b>Sydel Nominees t/as Imagesource Digital Solution</b>		<b>45.10</b>
13/05/2022	\$APINVCE	462104	Sydel Nominees t/as Imagesource Digital Solution	Reserved parking bay sign	45.10
<b>Cheque/EFT Number 225615</b>			<b>WINDCAVE PTY LTD T/AS PAYMENT EXPRESS AUSTRALIA PTY LTD</b>		<b>35,971.29</b>
13/05/2022	\$APINVCE	1952524	WINDCAVE PTY LTD T/AS PAYMENT EXPRESS AUSTRALIA PTY LTD	Card transaction fee - Windcave Pty Ltd	35,874.61
13/05/2022	\$APINVCE	1952523	WINDCAVE PTY LTD T/AS PAYMENT EXPRESS AUSTRALIA PTY LTD	Monthly Service Fees for Eftpos Machines	96.68
<b>Cheque/EFT Number 225616</b>			<b>LIGHTSPEED COMMUNICATIONS AUSTRALIA PTY LTD t/as LIGHTSPEED</b>		<b>711.94</b>
13/05/2022	\$APINVCE	87865	LIGHTSPEED COMMUNICATIONS AUSTRALIA PTY LTD	UPS Network Card for the Forrest Place (	711.94
<b>Cheque/EFT Number 225617</b>			<b>LINFOX ARMAGUARD PTY LTD T/AS ARMAGUARD</b>		<b>327.36</b>
13/05/2022	\$APINVCE	06690153	LINFOX ARMAGUARD PTY LTD T/AS ARMAGUARD	Deliver to level 6	327.36
<b>Cheque/EFT Number 225618</b>			<b>AUSTRALIAN ACADEMY OF TAI CHI (WA)</b>		<b>260.00</b>
13/05/2022	\$APINVCE	22005	AUSTRALIAN ACADEMY OF TAI CHI (WA)	Tai Chi lessons for customers.	260.00
<b>Cheque/EFT Number 225619</b>			<b>The Art Gallery Of WA</b>		<b>8,900.00</b>
13/05/2022	\$APINVCE	RI030940	The Art Gallery Of WA	Beverages for the Christmas function	8,900.00
<b>Cheque/EFT Number 225620</b>			<b>MARINOVICH FAMILY TRUST T/AS CARNIVAL AMUSEMENTS</b>		<b>11,000.00</b>
13/05/2022	\$APINVCE	INV-1235	MARINOVICH FAMILY TRUST T/AS CARNIVAL AMUSEMENTS	Local Activation Grant - Carnival Amusem	11,000.00
<b>Cheque/EFT Number 225621</b>			<b>GAVIN CHARLES BURGESS</b>		<b>261.80</b>
13/05/2022	\$APINVCE	80A	GAVIN CHARLES BURGESS	Controlled Waste collection from various	261.80
<b>Cheque/EFT Number 225622</b>			<b>DATALINE VISUAL LINK PTY LTD</b>		<b>684.75</b>
13/05/2022	\$APINVCE	55085	DATALINE VISUAL LINK PTY LTD	Contract 100385, CCTV Maintenance 21-22	627.00
13/05/2022	\$APINVCE	55086	DATALINE VISUAL LINK PTY LTD	Unplanned Equipment maintenance for 2021	57.75
<b>Cheque/EFT Number 225623</b>			<b>MASTEC AUSTRALIA PTY LTD</b>		<b>748.00</b>
13/05/2022	\$APINVCE	00086076	MASTEC AUSTRALIA PTY LTD	Depot Bin Accessories	748.00
<b>Cheque/EFT Number 225624</b>			<b>SCANIA AUSTRALIA PTY LTD</b>		<b>319.00</b>
13/05/2022	\$APINVCE	71115880	SCANIA AUSTRALIA PTY LTD	Replacement Air Seat Valve for Suction T	319.00
<b>Cheque/EFT Number 225625</b>			<b>ELECTRICITY GENERATION AND RETAIL CORPORATION</b>		<b>460.94</b>
13/05/2022	\$APINVCE	2057509897	ELECTRICITY GENERATION AND RETAIL CORPORATION	U A 1 Wingfield Ave, Crawley WA 6009	460.94
<b>Cheque/EFT Number 225626</b>			<b>AUSTRALIAN HVAC SERVICES</b>		<b>13,931.50</b>
13/05/2022	\$APINVCE	65400	AUSTRALIAN HVAC SERVICES	HVAC Planned Maintenance for 2020/2021 F	5,725.50
13/05/2022	\$APINVCE	65603	AUSTRALIAN HVAC SERVICES	HVAC Planned Maintenance for 2020/2021 F	6,154.50
13/05/2022	\$APINVCE	65498	AUSTRALIAN HVAC SERVICES	HVAC Planned Maintenance for 2020/2021 F	2,051.50
<b>Cheque/EFT Number 225627</b>			<b>DE VINE CELLARS</b>		<b>150.00</b>
13/05/2022	\$APINVCE	521822-3	DE VINE CELLARS	Catering Beverage supply	150.00
<b>Cheque/EFT Number 225628</b>			<b>The Trustee for Wendy Mead Family Trust &amp; OTH t/as Pinnacle People</b>		<b>270.95</b>
13/05/2022	\$APINVCE	621710	The Trustee for Wendy Mead Family Trust & OTH t/as Pinnacle People	COP catering Agency casual hire	270.95
<b>Cheque/EFT Number 225629</b>			<b>OLEOLOGY</b>		<b>481.25</b>
13/05/2022	\$APINVCE	00017903	OLEOLOGY	Call Out to Report Recommendations for O	481.25
<b>Cheque/EFT Number 225630</b>			<b>WSP AUSTRALIA PTY LTD</b>		<b>4,620.00</b>
13/05/2022	\$APINVCE	64114987	WSP AUSTRALIA PTY LTD	Detailed design update for Royal Street	4,620.00
<b>Cheque/EFT Number 225631</b>			<b>Matthew Vaslav Jelonek</b>		<b>192.50</b>
13/05/2022	\$APINVCE	COP13	Matthew Vaslav Jelonek	Hay St Mall Mural - final	192.50
<b>Cheque/EFT Number 225632</b>			<b>AUSTRALIA POST(604917)</b>		<b>2.20</b>
13/05/2022	\$APINVCE	1011497402	AUSTRALIA POST(604917)	Underpaid postage April 2022	2.20
<b>Cheque/EFT Number 225633</b>			<b>AUSTRALIA POST(677495)</b>		<b>4,605.34</b>
13/05/2022	\$APINVCE	1011498562	AUSTRALIA POST(677495)	Postage charges April 2022	4,605.34
<b>Cheque/EFT Number 225634</b>			<b>BROWNES FOODS OPERATIONS PTY LTD</b>		<b>89.39</b>
13/05/2022	\$APINVCE	16547140	BROWNES FOODS OPERATIONS PTY LTD	Depot Weekly Milk Delivery 1 July 2021 -	89.39
<b>Cheque/EFT Number 225635</b>			<b>ICONIC PROPERTY SERVICES</b>		<b>28,730.16</b>
13/05/2022	\$APINVCE	PSI018178	ICONIC PROPERTY SERVICES	CLEANING AND LOCK UP SERVICES VARIOUS PR	28,730.16
<b>Cheque/EFT Number 225636</b>			<b>A E HOSKINS &amp; SONS</b>		<b>2,914.76</b>
13/05/2022	\$APINVCE	465206	A E HOSKINS & SONS	VARIOUS SITES - UNPLANNED MAINTENANCE -	313.24



**Schedule of Accounts Paid - Municipal Fund**  
For the Period :01/05/2022-31/05/2022

Payment Date	Document Type	Invoice Number	Payee	Payment Details	Payment Amount
13/05/2022	\$APINVCE	464900	A E HOSKINS & SONS	VARIOUS SITES - UNPLANNED MAINTENANCE -	2,601.52
<b>Cheque/EFT Number 225637</b>			<b>CSE CROSSCOM PTY LTD</b>		<b>467.50</b>
13/05/2022	\$APINVCE	435815	CSE CROSSCOM PTY LTD	Citiplace rest centre Two way radio rent	27.50
13/05/2022	\$APINVCE	435714	CSE CROSSCOM PTY LTD	Surveillance Two Way Air Time 21-22	220.00
13/05/2022	\$APINVCE	435713	CSE CROSSCOM PTY LTD	Surveillance Two Way Air Time 21-22	220.00
<b>Cheque/EFT Number 225638</b>			<b>AUSTRALIAN SERVICES UNION</b>		<b>438.30</b>
13/05/2022	\$HRPAYJNL	F 6/05/2022	AUSTRALIAN SERVICES UNION	Australian Services Union	386.50
13/05/2022	\$HRPAYJNL	EF 6/05/2022	AUSTRALIAN SERVICES UNION	Australian Services Union	51.80
<b>Cheque/EFT Number 225639</b>			<b>MARK REISINGER T/AS MFR AUTOELECTRICS</b>		<b>5,333.53</b>
13/05/2022	\$APINVCE	2614	MARK REISINGER T/AS MFR AUTOELECTRICS	Call Out To Rectify Faults on Pavement S	214.68
13/05/2022	\$APINVCE	2613	MARK REISINGER T/AS MFR AUTOELECTRICS	Call Out To Rectify Faults on Pavement S	140.69
13/05/2022	\$APINVCE	2630	MARK REISINGER T/AS MFR AUTOELECTRICS	Call Out To Rectify Faults in Rubbish Tr	387.93
13/05/2022	\$APINVCE	2616	MARK REISINGER T/AS MFR AUTOELECTRICS	Call Out To Rectify Faults on Pavement S	581.72
13/05/2022	\$APINVCE	2615	MARK REISINGER T/AS MFR AUTOELECTRICS	Call Out To Rectify Faults on Pavement S	581.72
13/05/2022	\$APINVCE	2617	MARK REISINGER T/AS MFR AUTOELECTRICS	Call Out To Rectify Faults on Pavement S	1,085.77
13/05/2022	\$APINVCE	2629	MARK REISINGER T/AS MFR AUTOELECTRICS	Call Out To Rectify Faults in Rubbish Tr	2,341.02
<b>Cheque/EFT Number 225640</b>			<b>WIRED &amp; WIRELESS SOLUTIONS INTERNATIONAL</b>		<b>5,076.50</b>
13/05/2022	\$APINVCE	00015277	WIRED & WIRELESS SOLUTIONS INTERNATIONAL	13 x Airista B4n tags & Multi-Charger (D	5,076.50
<b>Cheque/EFT Number 225641</b>			<b>ELEMENT ADVISORY PTY LTD T/AS THE PLANNING GROUP WA PTY LTD</b>		<b>1,029.60</b>
13/05/2022	\$APINVCE	56218	ELEMENT ADVISORY PTY LTD T/AS THE PLANNING GR	Quote to purchasing policy 2.2 Noted tha	1,029.60
<b>Cheque/EFT Number 225642</b>			<b>THE TRUSTEE FOR MOTHER'S DAY CLASSIC FOUNDATION</b>		<b>10,000.00</b>
13/05/2022	\$APINVCE	INV-1751	THE TRUSTEE FOR MOTHER'S DAY CLASSIC FOUNDATI	Local Activation Grant, approved for \$10	10,000.00
<b>Cheque/EFT Number 225643</b>			<b>REBECCA LOUISE KRAWCZUK</b>		<b>140.00</b>
13/05/2022	\$APINVCE	357	REBECCA LOUISE KRAWCZUK	Feel Your Best Fitness - trainer Rebecca	140.00
<b>Cheque/EFT Number 225644</b>			<b>Programmed Skilled Workforce Limited</b>		<b>4,498.55</b>
13/05/2022	\$APINVCE	4275640	Programmed Skilled Workforce Limited	HR Admin level support -Judita - L&D Adm	1,652.99
13/05/2022	\$APINVCE	4270030	Programmed Skilled Workforce Limited	Agency personnel for CEO Alliance	1,219.53
13/05/2022	\$APINVCE	4275641	Programmed Skilled Workforce Limited	Agency personnel for CEO Alliance	1,626.03
<b>Cheque/EFT Number 225645</b>			<b>NETSTAR AUSTRALIA PL T/AS PINPOINT COMMUNICATIONS PTY LTD</b>		<b>396.00</b>
13/05/2022	\$APINVCE	138196	NETSTAR AUSTRALIA PL T/AS PINPOINT COMMUNICA	Transfer in vehicle monitoring system as	396.00
<b>Cheque/EFT Number 225646</b>			<b>ECLIPSE SOILS PTY LTD</b>		<b>1,419.00</b>
13/05/2022	\$APINVCE	PERT01044681	ECLIPSE SOILS PTY LTD	Supply 20m3 Boutique Mulch	1,419.00
<b>Cheque/EFT Number 225647</b>			<b>DEPARTMENT OF PLANNING, LANDS AND HERITAGE</b>		<b>98,104.35</b>
13/05/2022	\$APINVCE	10052022	DEPARTMENT OF PLANNING, LANDS AND HERITAGE	Transfer of DAPS-7Forrest Ave East Perth	10,670.00
13/05/2022	\$APINVCE	LD309783	DEPARTMENT OF PLANNING, LANDS AND HERITAGE	Lease Rental - DPLH - 2021/2022	2,500.00
13/05/2022	\$APINVCE	LD309782	DEPARTMENT OF PLANNING, LANDS AND HERITAGE	Lease Rental - DPLH - 2021/2022	69,690.00
13/05/2022	\$APINVCE	LD309781	DEPARTMENT OF PLANNING, LANDS AND HERITAGE	Lease Rental - DPLH - 2021/2022	15,244.35
<b>Cheque/EFT Number 225648</b>			<b>WINC AUSTRALIA PTY PTD</b>		<b>2,161.74</b>
13/05/2022	\$APCREDIT	9037914365	WINC AUSTRALIA PTY PTD	WINC AUSTRALIA	-17.56
13/05/2022	\$APINVCE	9038842624	WINC AUSTRALIA PTY PTD	Level 2 Stationery and Paper Supplies	79.48
13/05/2022	\$APINVCE	9038030758	WINC AUSTRALIA PTY PTD	CDS Depot @ 8 Aberdeen St Northbridge	141.30
13/05/2022	\$APINVCE	9038856205	WINC AUSTRALIA PTY PTD	Blanket order for stationary 2021/22	137.20
13/05/2022	\$APINVCE	9038945325	WINC AUSTRALIA PTY PTD	Blanket order for stationary 2021/22	14.32
13/05/2022	\$APINVCE	9038946392	WINC AUSTRALIA PTY PTD	Blanket order for stationary 2021/22	93.67
13/05/2022	\$APINVCE	9038742721	WINC AUSTRALIA PTY PTD	Stationery - Level 7	161.20
13/05/2022	\$APINVCE	9038580976	WINC AUSTRALIA PTY PTD	Blanket order for stationary 2021/22	10.05
13/05/2022	\$APINVCE	9038436410	WINC AUSTRALIA PTY PTD	Blanket order for stationary 2021/22	77.40
13/05/2022	\$APINVCE	9038477708	WINC AUSTRALIA PTY PTD	Blanket order for stationary 2021/22	133.32
13/05/2022	\$APINVCE	9038940049	WINC AUSTRALIA PTY PTD	Level 2 Stationery and Paper Supplies	69.21
13/05/2022	\$APINVCE	9039061514	WINC AUSTRALIA PTY PTD	Level 2 Stationery and Paper Supplies	12.12
13/05/2022	\$APINVCE	9039052850	WINC AUSTRALIA PTY PTD	Stationery for Print room	22.96
13/05/2022	\$APINVCE	9039064714	WINC AUSTRALIA PTY PTD	Winc CPP Operations	409.48
13/05/2022	\$APINVCE	9039065039	WINC AUSTRALIA PTY PTD	Stationery - Level 7	507.10
13/05/2022	\$APINVCE	9039078830	WINC AUSTRALIA PTY PTD	SUPPLIES FOR DAU & CSA LEVEL 1	219.50
13/05/2022	\$APINVCE	9039077041	WINC AUSTRALIA PTY PTD	Catering Supplies and Beverages for Comm	90.99
<b>Cheque/EFT Number 225649</b>			<b>ACE SECURITY AND EVENTS SERVICES</b>		<b>32,945.12</b>
13/05/2022	\$APINVCE	00008206	ACE SECURITY AND EVENTS SERVICES	Ace Security - CPP Operations Mobile/Sta	-6,025.54
13/05/2022	\$APINVCE	00008306	ACE SECURITY AND EVENTS SERVICES	Homelessness services Moore Street secur	24,771.60
13/05/2022	\$APINVCE	00008305	ACE SECURITY AND EVENTS SERVICES	Security Officers for Library and Librar	14,199.06
<b>Cheque/EFT Number 225650</b>			<b>AFGRI EQUIPMENT AUSTRALIA PTY LTD T/AS AFGRI EQUIPMENT</b>		<b>378.25</b>
13/05/2022	\$APINVCE	2566930	AFGRI EQUIPMENT AUSTRALIA PTY LTD T/AS AFGRI E	Replacement Hand Brake Assembly of Parks	378.25
<b>Cheque/EFT Number 225651</b>			<b>ESSENTIAL FIRE SERVICES PTY LTD</b>		<b>7,530.31</b>
13/05/2022	\$APINVCE	86138SM	ESSENTIAL FIRE SERVICES PTY LTD	FIGURES ARE AN ESTIMATE ONLY, BASED ON A	2,288.11
13/05/2022	\$APINVCE	87264SM	ESSENTIAL FIRE SERVICES PTY LTD	Remove fire detectors connected in the F	539.00
13/05/2022	\$APINVCE	86562SM	ESSENTIAL FIRE SERVICES PTY LTD	FIGURES ARE AN ESTIMATE ONLY, BASED ON A	530.90
13/05/2022	\$APINVCE	86356SM	ESSENTIAL FIRE SERVICES PTY LTD	FIGURES ARE AN ESTIMATE ONLY, BASED ON A	2,224.20
13/05/2022	\$APINVCE	86392SM	ESSENTIAL FIRE SERVICES PTY LTD	FIGURES ARE AN ESTIMATE ONLY, BASED ON A	1,948.10
<b>Cheque/EFT Number 225652</b>			<b>Talent International Pty Ltd</b>		<b>14,316.50</b>
13/05/2022	\$APINVCE	924943	Talent International Pty Ltd	Finder fee- Talent	14,316.50
<b>Cheque/EFT Number 225653</b>			<b>BARNETTS (WA)PTY LTD</b>		<b>879.67</b>
13/05/2022	\$APINVCE	13703	BARNETTS (WA)PTY LTD	VARIOUS SITES - SUPPLY OF MINOR HARDWARE	879.67
<b>Cheque/EFT Number 225654</b>			<b>WESTERN EDGE LANDSCAPES</b>		<b>176.00</b>
13/05/2022	\$APINVCE	7737	WESTERN EDGE LANDSCAPES	Burtway landscape maintenance (annually)	176.00
<b>Cheque/EFT Number 225655</b>			<b>ENVIRO INFRASTRUCTURE PTY LTD</b>		<b>2,750.88</b>
13/05/2022	\$APINVCE	9058	ENVIRO INFRASTRUCTURE PTY LTD	Weld Repairs to Light Rubbish Large Isuz	1,116.50
13/05/2022	\$APINVCE	9057	ENVIRO INFRASTRUCTURE PTY LTD	Weld Repairs to Light Rubbish Large Isuz	1,634.38
<b>Cheque/EFT Number 225656</b>			<b>GRENSHED PTY LTD T/AS LIVING TURF</b>		<b>225.50</b>
13/05/2022	\$APINVCE	87784/01	GRENSHED PTY LTD T/AS LIVING TURF	Supply 1lt Barricade Herbicide	225.50
<b>Cheque/EFT Number 225657</b>			<b>LENARA NOMINEES PTY LTD T/AS PERTH NEWS DELIVERY</b>		<b>66.00</b>
13/05/2022	\$APINVCE	32723	LENARA NOMINEES PTY LTD T/AS PERTH NEWS DELIV	Newspaper Subscription, Level 2 (The Wes	66.00



**Schedule of Accounts Paid - Municipal Fund**  
For the Period :01/05/2022-31/05/2022

Payment Date	Document Type	Invoice Number	Payee	Payment Details	Payment Amount
<b>Cheque/EFT Number 225658</b>			<b>DRY CLEANING EXPRESS PTY LTD T/AS DRYCLEAN &amp; LAUNDRY EXPRESS</b>		<b>81.40</b>
13/05/2022	\$APINVCE	2578	DRY CLEANING EXPRESS PTY LTD T/AS DRYCLEAN & L	Rangers Dry Cleaning 21-22 FY	61.60
13/05/2022	\$APINVCE	2592	DRY CLEANING EXPRESS PTY LTD T/AS DRYCLEAN & L	CPP Operations Dry Cleaning	9.90
13/05/2022	\$APINVCE	2591	DRY CLEANING EXPRESS PTY LTD T/AS DRYCLEAN & L	Surveillance Dry Cleaning 21-22 FY	9.90
<b>Cheque/EFT Number 225659</b>			<b>TSTEE GREEN F/TRUST &amp; TSTEE HOOD F/TRUST T/A OFFICE MILK SUP</b>		<b>81.01</b>
13/05/2022	\$APINVCE	1407	TSTEE GREEN F/TRUST & TSTEE HOOD F/TRUST T/A	O Level 8 milk delivery 2021/22	81.01
<b>Cheque/EFT Number 225660</b>			<b>DULUXGROUP(AUSTRALIA)PTY LTD T/AS DULUX AUSTRALIA</b>		<b>191.35</b>
13/05/2022	\$APINVCE	494068302	DULUXGROUP(AUSTRALIA)PTY LTD T/AS DULUX AUST	Paint and Hardware Supplies for Use in G	191.35
<b>Cheque/EFT Number 225661</b>			<b>GPC Asia Pacific Pty Ltd T/AS NAPA</b>		<b>52.26</b>
13/05/2022	\$APINVCE	1970060118	GPC Asia Pacific Pty Ltd T/AS NAPA	Repairs to pavement sweeper	52.26
<b>Cheque/EFT Number 225662</b>			<b>JUSTIN ROBERT MARTIN T/AS Djurandi Dreaming</b>		<b>2,145.00</b>
13/05/2022	\$APINVCE	270422	JUSTIN ROBERT MARTIN T/AS Djurandi Dreaming	Event Programming for Heritage Perth Wee	2,145.00
<b>Cheque/EFT Number 225663</b>			<b>Trustee for the Chelmsford Trust t/as St Anne's Florists &amp; G St Anne's Florists</b>		<b>117.00</b>
13/05/2022	\$APINVCE	00104386	Trustee for the Chelmsford Trust t/as St Anne's Floris	I Floral Wreath for Councillor Lezer atten	117.00
<b>Cheque/EFT Number 225664</b>			<b>Targa West</b>		<b>41,250.00</b>
13/05/2022	\$APINVCE	INV-0340	Targa West	Event Sponsorship 2021/22 - Round 2 - Ta	41,250.00
<b>Cheque/EFT Number 225665</b>			<b>HERITAGE WAY PTY LTD (DOMUS NURSERY)</b>		<b>2,567.65</b>
13/05/2022	\$APINVCE	161010	HERITAGE WAY PTY LTD (DOMUS NURSERY)	Plants for the Malls and Central Landscap	2,567.65
<b>Cheque/EFT Number 225666</b>			<b>RICOH AUSTRALIA PTY LTD</b>		<b>1,184.76</b>
13/05/2022	\$APINVCE	14214410	RICOH AUSTRALIA PTY LTD	Ricoh Printer Maintenance print room	1,184.76
<b>Cheque/EFT Number 225667</b>			<b>THE GRIFFITH FAMILY TRUST T/AS SUPERSTOCK SERVICES SUPERSTOCK FOOD SERVICES</b>		<b>225.85</b>
13/05/2022	\$APINVCE	40496595	THE GRIFFITH FAMILY TRUST T/AS SUPERSTOCK SERV	Milk for Child Care	86.97
13/05/2022	\$APINVCE	40496328	THE GRIFFITH FAMILY TRUST T/AS SUPERSTOCK SERV	Superstock Food Services supply fruit ju	37.40
13/05/2022	\$APINVCE	40496083	THE GRIFFITH FAMILY TRUST T/AS SUPERSTOCK SERV	Superstock Food Services supply fruit ju	101.48
<b>Cheque/EFT Number 225668</b>			<b>BIG ISSUE IN AUSTRALIA LIMITED T/AS THE BIG ISSUE</b>		<b>3,778.02</b>
13/05/2022	\$APINVCE	INVTBI00000988	BIG ISSUE IN AUSTRALIA LIMITED T/AS THE BIG ISSUE	Citiplace Community Centre is a pick up	1,048.50
13/05/2022	\$APINVCE	INVTBI00001008	BIG ISSUE IN AUSTRALIA LIMITED T/AS THE BIG ISSUE	Citiplace Community Centre is a pick up	819.00
13/05/2022	\$APINVCE	INVTBI00000997	BIG ISSUE IN AUSTRALIA LIMITED T/AS THE BIG ISSUE	Citiplace Community Centre is a pick up	889.02
13/05/2022	\$APINVCE	INVTBI00001020	BIG ISSUE IN AUSTRALIA LIMITED T/AS THE BIG ISSUE	Citiplace Community Centre is a pick up	1,021.50
<b>Cheque/EFT Number 225669</b>			<b>Initiative Media Australia Pty Ltd</b>		<b>202,366.37</b>
13/05/2022	\$APCREDIT	71171	Initiative Media Australia Pty Ltd	Invoice 70693	-1,719.12
13/05/2022	\$APCREDIT	70698	Initiative Media Australia Pty Ltd	Initiative Medi	110.00
13/05/2022	\$APINVCE	68541	Initiative Media Australia Pty Ltd	This is the PO for the community newspaper	9,174.83
13/05/2022	\$APINVCE	70693	Initiative Media Australia Pty Ltd	Heritage Perth Weekend - Press - Press d	2,945.80
13/05/2022	\$APCREDIT	69609	Initiative Media Australia Pty Ltd	Invoice 68551	-140.62
13/05/2022	\$APINVCE	68551	Initiative Media Australia Pty Ltd	Skyworks 2022 - Digital, inclusive of: -	2,565.28
13/05/2022	\$APINVCE	69606	Initiative Media Australia Pty Ltd	Skyworks 2022 - Advertising Services, in	550.00
13/05/2022	\$APCREDIT	69608	Initiative Media Australia Pty Ltd	Invoice 68550	-309.27
13/05/2022	\$APINVCE	69607	Initiative Media Australia Pty Ltd	Skyworks 2022 - Advertising Services, in	1,423.91
13/05/2022	\$APINVCE	68552	Initiative Media Australia Pty Ltd	Skyworks 2022 - Digital, inclusive of: -	10,595.23
13/05/2022	\$APINVCE	68550	Initiative Media Australia Pty Ltd	Skyworks 2022 - Digital, inclusive of: -	43,091.08
13/05/2022	\$APINVCE	68548	Initiative Media Australia Pty Ltd	Skyworks road closure advert in The Week	7,449.83
13/05/2022	\$APINVCE	68545	Initiative Media Australia Pty Ltd	Skyworks 2022 - Press, inclusive of: -Di	40,209.09
13/05/2022	\$APINVCE	68549	Initiative Media Australia Pty Ltd	Skyworks 2022 - Out of Home inclusive of	80,425.33
13/05/2022	\$APINVCE	70672	Initiative Media Australia Pty Ltd	Re-raising as PO251475 was closed out an	5,995.00
<b>Cheque/EFT Number 225670</b>			<b>Stantec Australia Pty Ltd</b>		<b>1,122.00</b>
13/05/2022	\$APINVCE	1881378	Stantec Australia Pty Ltd	Open market quote, refer quote cover she	1,122.00
<b>Cheque/EFT Number 225671</b>			<b>Pennant House Pty Ltd t/as Pennant House</b>		<b>660.00</b>
13/05/2022	\$APINVCE	INV-2171	Pennant House Pty Ltd t/as Pennant House	Repairs to two Australian Flag 4.5m x 9m	660.00
<b>Cheque/EFT Number 225672</b>			<b>PEDDLE PERTH PTY LTD T/AS PEDDLE PERTH</b>		<b>500.00</b>
13/05/2022	\$APINVCE	INV-1675	PEDDLE PERTH PTY LTD T/AS PEDDLE PERTH	Activity as part of the activation of No	500.00
<b>Cheque/EFT Number 225673</b>			<b>Equilibrium Interactive Pty Ltd</b>		<b>3,280.20</b>
13/05/2022	\$APINVCE	9929	Equilibrium Interactive Pty Ltd	Feb retainer - Sitecore	3,280.20
<b>Cheque/EFT Number 225674</b>			<b>KT WILSON &amp; LP WOOD</b>		<b>1,650.00</b>
13/05/2022	\$APINVCE	INV-0069	KT WILSON & LP WOOD	Brand refresh phase 1, 2 & 3	1,320.00
13/05/2022	\$APINVCE	INV-0070	KT WILSON & LP WOOD	Brand refresh phase 1, 2 & 3	330.00
<b>Cheque/EFT Number 225676</b>			<b>Hoban Recruitment Pty Ltd</b>		<b>23,560.83</b>
13/05/2022	\$APINVCE	HPL50097	Hoban Recruitment Pty Ltd	CPP Operations Contract Labour Hire. WAL	11,099.69
13/05/2022	\$APINVCE	HPL50747	Hoban Recruitment Pty Ltd	Labour Hire PO for Hoban to supply CPO's	7,486.40
13/05/2022	\$APINVCE	HPL50746	Hoban Recruitment Pty Ltd	PIO Agency Staff	2,032.97
13/05/2022	\$APINVCE	HPL50745	Hoban Recruitment Pty Ltd	Ken Buck Pay Period 3/10/2021 to 14/11/	1,549.50
13/05/2022	\$APINVCE	HPL50744	Hoban Recruitment Pty Ltd	Contract Technician Joe Bai from Hoban	1,392.27
<b>Cheque/EFT Number 225677</b>			<b>Biara Joan Martin</b>		<b>250.00</b>
13/05/2022	\$APINVCE	21	Biara Joan Martin	Artist Fee for screening of Wadjuk Dream	250.00
<b>Cheque/EFT Number 225678</b>			<b>Aboriginal United Services Pty Ltd</b>		<b>12,991.84</b>
13/05/2022	\$APINVCE	5830	Aboriginal United Services Pty Ltd	Aus Staffing For CDS Depot	6,497.22
13/05/2022	\$APINVCE	6757	Aboriginal United Services Pty Ltd	Aus Staffing For CDS Depot	6,494.62
<b>Cheque/EFT Number 225679</b>			<b>GO DOORS PTY LTD t/as GO DOORS</b>		<b>917.90</b>
13/05/2022	\$APINVCE	99197	GO DOORS PTY LTD t/as GO DOORS	City of Perth Autodoor reactive maintena	917.90
<b>Cheque/EFT Number 225680</b>			<b>Turner &amp; Townsend Thinc Pty Ltd</b>		<b>27,645.75</b>
13/05/2022	\$APINVCE	PRIV00000533	Turner & Townsend Thinc Pty Ltd	Project Management Services RFT000050 CB	27,645.75
<b>Cheque/EFT Number 225681</b>			<b>Pamela Mary Gaunt</b>		<b>29,260.00</b>
13/05/2022	\$APINVCE	COP LIU03	Pamela Mary Gaunt	Light In Up artwork by Pamela Gaunt	29,260.00
<b>Cheque/EFT Number 225682</b>			<b>MDM Entertainment Pty Ltd</b>		<b>103.92</b>
13/05/2022	\$APINVCE	110477	MDM Entertainment Pty Ltd	Supply of Adult Fiction & Adult Non-Fict	103.92
<b>Cheque/EFT Number 225683</b>			<b>Bolinda Digital Pty Ltd</b>		<b>286.00</b>
13/05/2022	\$APINVCE	117610	Bolinda Digital Pty Ltd	An eBook & eAudiobook of Heartsick for	286.00
<b>Cheque/EFT Number 225684</b>			<b>FreshExchange Pty Ltd</b>		<b>512.01</b>
13/05/2022	\$APINVCE	314489	FreshExchange Pty Ltd	Delivery of Fruit and Vegetables to Chil	176.83
13/05/2022	\$APINVCE	315904	FreshExchange Pty Ltd	Delivery of Fruit and Vegetables to Chil	137.39



**Schedule of Accounts Paid - Municipal Fund**  
For the Period :01/05/2022-31/05/2022

Payment Date	Document Type	Invoice Number	Payee	Payment Details	Payment Amount
13/05/2022	\$APINVCE	315889	FreshExchange Pty Ltd	Fresh fruit & Vegetables.	197.79
<b>Cheque/EFT Number 225685</b>			<b>Thomas Eugene Pontre</b>		<b>4,898.66</b>
13/05/2022	\$APINVCE	00000059	Thomas Eugene Pontre	Legal advice - Case 21-021-COMSPSU-G	4,898.66
<b>Cheque/EFT Number 225686</b>			<b>Richard William Plummer t/as Elliptic Legal &amp; Patent Services</b>		<b>2,821.50</b>
13/05/2022	\$APINVCE	004661A	Richard William Plummer t/as Elliptic Legal & Patent	Legal advice - Case 21-017-COMDCE-C	1,435.50
13/05/2022	\$APINVCE	004662A	Richard William Plummer t/as Elliptic Legal & Patent	Legal advice - Case 21-027-CEOLGL-G	1,386.00
<b>Cheque/EFT Number 225687</b>			<b>Anthony Joseph Power</b>		<b>5,610.00</b>
13/05/2022	\$APINVCE	160222	Anthony Joseph Power	Legal advice - Case 21-017-CEOEM-G	5,610.00
<b>Cheque/EFT Number 225688</b>			<b>the trustee for Fowler Family Trust t/as Uniform fashions</b>		<b>553.52</b>
13/05/2022	\$APINVCE	24831	the trustee for Fowler Family Trust t/as Uniform fashi	Uniforms for Library staff	553.52
<b>Cheque/EFT Number 225689</b>			<b>On Tap Plumbing &amp; Gas Pty Ltd</b>		<b>1,660.98</b>
13/05/2022	\$APINVCE	55252	On Tap Plumbing & Gas Pty Ltd	VARIOUS SITES - UNPLANNED PLUMBING SERVI	107.25
13/05/2022	\$APINVCE	55134	On Tap Plumbing & Gas Pty Ltd	VARIOUS SITES - UNPLANNED PLUMBING SERVI	419.82
13/05/2022	\$APINVCE	55258	On Tap Plumbing & Gas Pty Ltd	VARIOUS SITES - UNPLANNED PLUMBING SERVI	85.80
13/05/2022	\$APINVCE	55235	On Tap Plumbing & Gas Pty Ltd	VARIOUS SITES - UNPLANNED PLUMBING SERVI	85.80
13/05/2022	\$APINVCE	55209	On Tap Plumbing & Gas Pty Ltd	VARIOUS SITES - UNPLANNED PLUMBING SERVI	570.90
13/05/2022	\$APINVCE	55292	On Tap Plumbing & Gas Pty Ltd	VARIOUS SITES - UNPLANNED PLUMBING SERVI	155.46
13/05/2022	\$APINVCE	55298	On Tap Plumbing & Gas Pty Ltd	VARIOUS SITES - UNPLANNED PLUMBING SERVI	107.25
13/05/2022	\$APINVCE	55301	On Tap Plumbing & Gas Pty Ltd	VARIOUS SITES - UNPLANNED PLUMBING SERVI	128.70
<b>Cheque/EFT Number 225690</b>			<b>Maxey Plumbing Pty Ltd</b>		<b>3,131.80</b>
13/05/2022	\$APINVCE	12632	Maxey Plumbing Pty Ltd	VARIOUS SITES - UNPLANNED PLUMBING SERVI	396.00
13/05/2022	\$APINVCE	12633	Maxey Plumbing Pty Ltd	VARIOUS SITES - UNPLANNED PLUMBING SERVI	606.32
13/05/2022	\$APINVCE	12607	Maxey Plumbing Pty Ltd	VARIOUS SITES - UNPLANNED PLUMBING SERVI	115.50
13/05/2022	\$APINVCE	12592	Maxey Plumbing Pty Ltd	VARIOUS SITES - UNPLANNED PLUMBING SERVI	446.48
13/05/2022	\$APINVCE	12635	Maxey Plumbing Pty Ltd	VARIOUS SITES - UNPLANNED PLUMBING SERVI	528.00
13/05/2022	\$APINVCE	12631	Maxey Plumbing Pty Ltd	VARIOUS SITES - UNPLANNED PLUMBING SERVI	396.00
13/05/2022	\$APINVCE	12533	Maxey Plumbing Pty Ltd	VARIOUS SITES - UNPLANNED PLUMBING SERVI	247.50
13/05/2022	\$APINVCE	12569	Maxey Plumbing Pty Ltd	VARIOUS SITES - UNPLANNED PLUMBING SERVI	396.00
<b>Cheque/EFT Number 225691</b>			<b>The Trustee for Ussheridan Trust t/as Westworks Consultancy</b>		<b>73,288.74</b>
13/05/2022	\$APINVCE	INV-7354	The Trustee for Ussheridan Trust t/as Westworks Con	Street Tree of All Car Parks and Neighbo	29,143.28
13/05/2022	\$APINVCE	TCWA INV-7353	The Trustee for Ussheridan Trust t/as Westworks Con	Street Tree of All Car Parks and Neighbo	44,145.46
<b>Cheque/EFT Number 225692</b>			<b>BUILDING &amp; CONSTRUCTION INDUSTRY TRAININ</b>		<b>30,013.03</b>
13/05/2022	\$APINVCE	04052022	BUILDING & CONSTRUCTION INDUSTRY TRAININ	Reconciliation of BCITF	30,013.03
<b>Cheque/EFT Number 225693</b>			<b>BUNNINGS BUILDING SUPPLIES P/L</b>		<b>235.11</b>
13/05/2022	\$APINVCE	2404/01643791	BUNNINGS BUILDING SUPPLIES P/L	Clamps for Depot Workshops	165.30
13/05/2022	\$APINVCE	2406/01203540	BUNNINGS BUILDING SUPPLIES P/L	Bunnings	69.81
<b>Cheque/EFT Number 225694</b>			<b>CENTRECARE CORPORATE</b>		<b>231.00</b>
13/05/2022	\$APINVCE	SI-0001671	CENTRECARE CORPORATE	Requisition for EAP - Access Wellbeing 1	231.00
<b>Cheque/EFT Number 225695</b>			<b>CFMEU MINING &amp; ENERGY DIVISION</b>		<b>360.00</b>
13/05/2022	\$HRPAYJNL	F 6/05/2022	CFMEU MINING & ENERGY DIVISION	CFMEU	40.00
13/05/2022	\$HRPAYJNL	EF 6/05/2022	CFMEU MINING & ENERGY DIVISION	CFMEU	320.00
<b>Cheque/EFT Number 225696</b>			<b>Child Support Agency</b>		<b>1,440.04</b>
13/05/2022	\$HRPAYJNL	F 6/05/2022	Child Support Agency	ATO Child Support Agency	805.85
13/05/2022	\$HRPAYJNL	EF 6/05/2022	Child Support Agency	ATO Child Support Agency	634.19
<b>Cheque/EFT Number 225697</b>			<b>PROSEUR AUSTRALIA PTY LTD T/AS CHUBB SECURITY SERVICES</b>		<b>6,366.39</b>
13/05/2022	\$APINVCE	M2925761	PROSEUR AUSTRALIA PTY LTD T/AS CHUBB SECURIT	Parking Fee Cash Counting and Banking M	6,366.39
<b>Cheque/EFT Number 225698</b>			<b>CITY OF PERTH STAFF SOCIAL CLUB</b>		<b>728.00</b>
13/05/2022	\$HRPAYJNL	F 6/05/2022	CITY OF PERTH STAFF SOCIAL CLUB	Social Club	658.00
13/05/2022	\$HRPAYJNL	F 6/05/2022	CITY OF PERTH STAFF SOCIAL CLUB	Social Club	7.00
13/05/2022	\$HRPAYJNL	EF 6/05/2022	CITY OF PERTH STAFF SOCIAL CLUB	Social Club	63.00
<b>Cheque/EFT Number 225699</b>			<b>CITY OF STIRLING</b>		<b>1,504.80</b>
13/05/2022	\$APINVCE	2176	CITY OF STIRLING	Waste Disposal - Tipping fees 21/22	1,504.80
<b>Cheque/EFT Number 225700</b>			<b>CLASSIC TREE SERVICES</b>		<b>8,917.27</b>
13/05/2022	\$APINVCE	INV-36353	CLASSIC TREE SERVICES	Street Tree Pruning, Removal and Arboric	3,354.73
13/05/2022	\$APINVCE	INV-36354	CLASSIC TREE SERVICES	Street Tree Pruning, Removal and Arboric	2,160.09
13/05/2022	\$APINVCE	INV-36360	CLASSIC TREE SERVICES	Street Tree Pruning, Removal and Arboric	728.51
13/05/2022	\$APINVCE	INV-36315	CLASSIC TREE SERVICES	Street Tree Pruning, Removal and Arboric	1,833.04
13/05/2022	\$APINVCE	INV-36362	CLASSIC TREE SERVICES	Street Tree Pruning, Removal and Arboric	840.90
<b>Cheque/EFT Number 225701</b>			<b>DARDANUP BUTCHERING UNIT TRUST T/AS DARDANUP BUTCHERING CO DARDANUP BUTCHERING C</b>		<b>1,052.44</b>
13/05/2022	\$APINVCE	BL620898	DARDANUP BUTCHERING UNIT TRUST T/AS DARDANL	Dardanup - meat supply for Community Cen	493.52
13/05/2022	\$APINVCE	BL628909	DARDANUP BUTCHERING UNIT TRUST T/AS DARDANL	Dardanup - meat supply for Community Cen	558.92
<b>Cheque/EFT Number 225702</b>			<b>LANDGATE</b>		<b>70.40</b>
13/05/2022	\$APINVCE	374228	LANDGATE	Interims, Title, EAS2	70.40
<b>Cheque/EFT Number 225703</b>			<b>FARINOSI &amp; SONS PTY LTD</b>		<b>80.31</b>
13/05/2022	\$APINVCE	11049540	FARINOSI & SONS PTY LTD	VARIOUS SITES - SUPPLY OF MINOR HARDWARE	4.20
13/05/2022	\$APINVCE	11049495	FARINOSI & SONS PTY LTD	VARIOUS SITES - SUPPLY OF MINOR HARDWARE	19.60
13/05/2022	\$APINVCE	11048497	FARINOSI & SONS PTY LTD	VARIOUS SITES - SUPPLY OF MINOR HARDWARE	56.51
<b>Cheque/EFT Number 225704</b>			<b>STRATAGREEN</b>		<b>1,261.45</b>
13/05/2022	\$APINVCE	144389	STRATAGREEN	5 lts of Fusilade, 5lts of Pulse penetra	1,261.45
<b>Cheque/EFT Number 225705</b>			<b>HAYS PERSONNEL SERVICES (AUST) PTY LTD</b>		<b>10,133.50</b>
13/05/2022	\$APINVCE	50840806A	HAYS PERSONNEL SERVICES (AUST) PTY LTD	Hays/WALGA PSP011 contract labor hire 21	10,133.50
<b>Cheque/EFT Number 225706</b>			<b>HOSPITAL BENEFIT FUND OF WA</b>		<b>402.39</b>
13/05/2022	\$HRPAYJNL	F 6/05/2022	HOSPITAL BENEFIT FUND OF WA	Hospital Benefit Fund	127.29
13/05/2022	\$HRPAYJNL	EF 6/05/2022	HOSPITAL BENEFIT FUND OF WA	Hospital Benefit Fund	275.10
<b>Cheque/EFT Number 225707</b>			<b>INST OF PUBLIC WORKS ENGINEERING AUST LTD</b>		<b>1,237.50</b>
13/05/2022	\$APINVCE	83656-SP0422	INST OF PUBLIC WORKS ENGINEERING AUST LTD	IPWEA annual subscription	1,237.50
<b>Cheque/EFT Number 225708</b>			<b>JASON SIGNMAKERS</b>		<b>1,074.26</b>
13/05/2022	\$APINVCE	228185	JASON SIGNMAKERS	Reserved parking bay sign plates	1,074.26
<b>Cheque/EFT Number 225709</b>			<b>KENNARDS HIRE NORTH PERTH</b>		<b>314.60</b>
13/05/2022	\$APINVCE	23649591	KENNARDS HIRE NORTH PERTH	Raising new PO due to accidental PO clos	314.60



**Schedule of Accounts Paid - Municipal Fund**  
For the Period :01/05/2022-31/05/2022

Payment Date	Document Type	Invoice Number	Payee	Payment Details	Payment Amount
<b>Cheque/EFT Number 225710</b>			<b>The Trustee for Parker Trust t/as Lawn Doctor</b>		<b>1,254.00</b>
13/05/2022	\$APINVCE	00720906	The Trustee for Parker Trust t/as Lawn Doctor	Mow, Brush cut, Edge & Blow JH Abrahams	1,254.00
<b>Cheque/EFT Number 225711</b>			<b>BUCHER MUNICIPAL PTY LTD</b>		<b>770.97</b>
13/05/2022	\$APINVCE	1031277	BUCHER MUNICIPAL PTY LTD	Hydraulic RAM Latch Plate + Pins for lar	770.97
<b>Cheque/EFT Number 225712</b>			<b>MARKETFORCE LTD</b>		<b>1,359.45</b>
13/05/2022	\$APCREDT	43437	MARKETFORCE LTD	Statutory Advertising - Tenders 2021/22	492.29
13/05/2022	\$APCREDT	43436	MARKETFORCE LTD	Statutory Advertising - Tenders 2021/22	588.27
13/05/2022	\$APCREDT	43438	MARKETFORCE LTD	Statutory Advertising - Tenders 2021/22	335.42
13/05/2022	\$APCREDT	39145	MARKETFORCE LTD	Early Settlement Discount Feb 2022	-56.53
<b>Cheque/EFT Number 225713</b>			<b>MINDARIE REGIONAL COUNCIL</b>		<b>40,923.08</b>
13/05/2022	\$APINVCE	SINV-045158	MINDARIE REGIONAL COUNCIL	Provision of Landfill Tipping - 2021/22	40,894.48
13/05/2022	\$APINVCE	SINV-045164	MINDARIE REGIONAL COUNCIL	Provision of Landfill Tipping - 2021/22	28.60
<b>Cheque/EFT Number 225714</b>			<b>LGRCEU</b>		<b>1,210.00</b>
13/05/2022	\$HRPAYJNL	F 6/05/2022	LGRCEU	LGRCEU	132.00
13/05/2022	\$HRPAYJNL	EF 6/05/2022	LGRCEU	LGRCEU	1,078.00
<b>Cheque/EFT Number 225715</b>			<b>LAUNDRY EXPRESS</b>		<b>1,646.53</b>
13/05/2022	\$APINVCE	00019537	LAUNDRY EXPRESS	Laundry services for Childcare till Sept	515.64
13/05/2022	\$APINVCE	00019819	LAUNDRY EXPRESS	Laundry services for Childcare till Sept	515.64
13/05/2022	\$APINVCE	00019412	LAUNDRY EXPRESS	Laundry services for Childcare till Sept	615.25
<b>Cheque/EFT Number 225716</b>			<b>PLE COMPUTERS</b>		<b>499.00</b>
13/05/2022	\$APINVCE	SI-2232688	PLE COMPUTERS	1 X OSH APPROVED CHAIR FOR ICT	499.00
<b>Cheque/EFT Number 225717</b>			<b>A RICHARDS PTY LTD T/AS RICHGRO GARDEN PRODUCTS</b>		<b>708.95</b>
13/05/2022	\$APINVCE	911303	A RICHARDS PTY LTD T/AS RICHGRO GARDEN PRODU	One pallet of premium potting mix.	708.95
<b>Cheque/EFT Number 225718</b>			<b>THE ROYAL LIFE SAVING SOCIETY WA INC</b>		<b>12,004.82</b>
13/05/2022	\$APINVCE	165700	THE ROYAL LIFE SAVING SOCIETY WA INC	VARIOUS SITES -WATER FEATURE PREVENTATI	12,004.82
<b>Cheque/EFT Number 225719</b>			<b>RSEA PTY LTD</b>		<b>4,366.69</b>
13/05/2022	\$APINVCE	12875670	RSEA PTY LTD	Employee Safety Boots - Michael Richards	151.80
13/05/2022	\$APCREDT	12931822	RSEA PTY LTD	Invoice 12575977	-151.80
13/05/2022	\$APINVCE	12639953	RSEA PTY LTD	New starter S. Meaden uniform order.	289.58
13/05/2022	\$APINVCE	12853338	RSEA PTY LTD	Store Safety Equipment	185.18
13/05/2022	\$APINVCE	12894747	RSEA PTY LTD	RSEA Work safety boots for Rakhi Mahbuba	160.60
13/05/2022	\$APINVCE	12364906	RSEA PTY LTD	Annual Uniform Order - Street Cleaning W	3,608.17
13/05/2022	\$APINVCE	12890424	RSEA PTY LTD	RSEA	123.16
<b>Cheque/EFT Number 225720</b>			<b>FUJI XEROX BUSINESSFORCE PTY LTD</b>		<b>1,351.50</b>
13/05/2022	\$APINVCE	662096007	FUJI XEROX BUSINESSFORCE PTY LTD	Reminder and Final Demand notice product	1,088.86
13/05/2022	\$APINVCE	661096007	FUJI XEROX BUSINESSFORCE PTY LTD	Reminder and Final Demand notice product	262.64
<b>Cheque/EFT Number 225721</b>			<b>RANDSTAD PTY LTD</b>		<b>3,035.34</b>
13/05/2022	\$APINVCE	RA4416950	RANDSTAD PTY LTD	Temporary Staff Child Care	1,734.48
13/05/2022	\$APINVCE	RA4586403	RANDSTAD PTY LTD	Temporary Staff Child Care	1,300.86
<b>Cheque/EFT Number 225722</b>			<b>TELSTRA</b>		<b>87,459.82</b>
13/05/2022	\$APINVCE	4681945053	TELSTRA	Data charges for 16 March-15 April 2022	11,367.07
13/05/2022	\$APINVCE	1057776700	TELSTRA	Data charges for 16 March-15 April 2022	3,617.90
13/05/2022	\$APINVCE	4681945111	TELSTRA	Data charges for 16 March-15 April 2022	4,179.13
13/05/2022	\$APINVCE	4681945038	TELSTRA	Data charges for 16 March-15 April 2022	78.48
13/05/2022	\$APINVCE	4681944502	TELSTRA	Data charges for 16 March-15 April 2022	2,289.42
13/05/2022	\$APINVCE	2537275000	TELSTRA	Data charges for 16 March-15 April 2022	1,857.35
13/05/2022	\$APINVCE	4681945038	TELSTRA	Data charges 16 January-15 February	45.50
13/05/2022	\$APINVCE	4681945053	TELSTRA	Data charges for 16 December-15 January	11,208.93
13/05/2022	\$APINVCE	4681944502	TELSTRA	Data charges for 16 Sep 2021-15 Oct 2021	-11,253.00
13/05/2022	\$APINVCE	4681945038	TELSTRA	Data charges for 16 December-15 January	78.48
13/05/2022	\$APINVCE	4681945129	TELSTRA	Data charges for 16 December-15 January	1,070.00
13/05/2022	\$APINVCE	4681944502	TELSTRA	Data charges for 16 December-15 January	2,333.76
13/05/2022	\$APINVCE	2537275000	TELSTRA	Data charges for 16 December-15 January	1,837.22
13/05/2022	\$APINVCE	4681945053	TELSTRA	Data charges for 16 November-15 December	11,433.32
13/05/2022	\$APINVCE	4681945129	TELSTRA	Data charges for 16 March-15 April 2022	1,070.00
13/05/2022	\$APINVCE	2769413700	TELSTRA	Data charges for 16 March-15 April 2022	8,868.21
13/05/2022	\$APINVCE	4681945111	TELSTRA	Data charges for 16 December-15 January	4,169.01
13/05/2022	\$APINVCE	1057776700	TELSTRA	Data charges for 16 December-15 January	3,617.90
13/05/2022	\$APINVCE	2769413700	TELSTRA	Data charges for 16 December-15 January	8,407.36
13/05/2022	\$APINVCE	4681945129	TELSTRA	Data charges for 16 November-15 December	1,070.00
13/05/2022	\$APINVCE	4681944502	TELSTRA	Data charges for 16 November-15 December	2,446.72
13/05/2022	\$APINVCE	2537275000	TELSTRA	Data charges for 16 November-15 December	1,936.17
13/05/2022	\$APINVCE	2769413700	TELSTRA	DATA CHARGES FOR 16 November-15 December	8,495.09
13/05/2022	\$APINVCE	1057776700	TELSTRA	DATA CHARGES FOR 16 November-15 December	7,235.80
<b>Cheque/EFT Number 225723</b>			<b>Toolmart Australia Pty Ltd</b>		<b>6,029.00</b>
13/05/2022	\$APINVCE	OP-182741	Toolmart Australia Pty Ltd	Replacement Drill Mill, Saw + Drills	6,029.00
<b>Cheque/EFT Number 225724</b>			<b>TOTAL EDEN PTY LTD T/AS Nutrien Water</b>		<b>3,151.03</b>
13/05/2022	\$APINVCE	412095889	TOTAL EDEN PTY LTD T/AS Nutrien Water	Repair kit for static water level probe.	320.50
13/05/2022	\$APINVCE	412095095	TOTAL EDEN PTY LTD T/AS Nutrien Water	Stores Stock	354.87
13/05/2022	\$APINVCE	412095136	TOTAL EDEN PTY LTD T/AS Nutrien Water	Stores Stock	2,475.66
<b>Cheque/EFT Number 225725</b>			<b>T QUIP</b>		<b>20.90</b>
13/05/2022	\$APINVCE	108851 #4	T QUIP	Assorted Spares Parts For Parks Larger M	20.90
<b>Cheque/EFT Number 225726</b>			<b>Ultimo Catering &amp; Events Pty Ltd</b>		<b>840.73</b>
13/05/2022	\$APINVCE	00414365	Ultimo Catering & Events Pty Ltd	Ultimo catering - COP catering supplies	186.45
13/05/2022	\$APINVCE	00414884	Ultimo Catering & Events Pty Ltd	Ultimo catering - COP catering supplies	544.28
13/05/2022	\$APINVCE	00414879	Ultimo Catering & Events Pty Ltd	Ultimo catering - COP catering supplies	110.00
<b>Cheque/EFT Number 225727</b>			<b>W.C. CONVENIENCE MANAGEMENT PTY LTD</b>		<b>9,465.03</b>
13/05/2022	\$APINVCE	00013848	W.C. CONVENIENCE MANAGEMENT PTY LTD	VARIOUS SITES - APT CLEANING & MAINTENAN	7,887.78
13/05/2022	\$APINVCE	00013849	W.C. CONVENIENCE MANAGEMENT PTY LTD	Supply, Install And Maintain Unisex Auto	1,577.25
<b>Cheque/EFT Number 225728</b>			<b>PUBLIC TRANSPORT AUTHORITY OF WA</b>		<b>335.33</b>



**Schedule of Accounts Paid - Municipal Fund**  
For the Period :01/05/2022-31/05/2022

Payment Date	Document Type	Invoice Number	Payee	Payment Details	Payment Amount
13/05/2022	\$APINVCE	I5105459	PUBLIC TRANSPORT AUTHORITY OF WA	iCity Kiosk Public Transport Authority -	335.33
<b>Cheque/EFT Number 225729</b>					<b>588.50</b>
13/05/2022	\$APINVCE	98686	WESTERN RESOURCE RECOVERY PTY LTD	VARIOUS SITES - UNPLANNED MAINTENANCE -	418.00
13/05/2022	\$APINVCE	98685	WESTERN RESOURCE RECOVERY PTY LTD	VARIOUS SITES - UNPLANNED MAINTENANCE -	170.50
<b>Cheque/EFT Number 225730</b>					<b>630.52</b>
13/05/2022	\$APINVCE	SIN013265	WH Location Services Pty Ltd t/as Abaxa	Abaxa	630.52
<b>Cheque/EFT Number 225731</b>					<b>107,439.20</b>
13/05/2022	\$APINVCE	6013156	DOWNER EDI WORKS	For the asphalt works on Thomas St betwe	107,439.20
<b>Cheque/EFT Number 225732</b>					<b>1,923.57</b>
13/05/2022	\$APINVCE	210094	Zipform Pty Ltd	Printing and posting of Rate Notices	1,923.57
<b>Cheque/EFT Number 225733</b>					<b>1,500.00</b>
13/05/2022	\$APINVCE	2022-237	ADC INVESTCO 8 ATF THE RICHARDSON STREET	DUPLICATE CTF FEE PAID-8 RICHARDSON ST	1,500.00
<b>Cheque/EFT Number 225734</b>					<b>19.95</b>
13/05/2022	\$APINVCE	06052022	ANNELIESE GOLDSWORD	PASSPORT PHOTOES	19.95
<b>Cheque/EFT Number 225735</b>					<b>1,145.10</b>
13/05/2022	\$APINVCE	05052022	AUSIEX	CANCELLATION OF PARKING PERMIT-ROE ST CP	1,145.10
<b>Cheque/EFT Number 225736</b>					<b>2,429.51</b>
13/05/2022	\$APINVCE	11052022	Nadia (Betsa) Zuppa Galvan	Internal Audit Course-B Zuppa	2,429.51
<b>Cheque/EFT Number 225737</b>					<b>6,380.15</b>
13/05/2022	\$APINVCE	A1019553	Lease Equity Pty Ltd	RATES REFUND DUE TO BIN ADJUSTMENTS	6,380.15
<b>Cheque/EFT Number 225738</b>					<b>61.65</b>
13/05/2022	\$APINVCE	2022-213	P.A.I.D. ARCHITECTURE	PAYMENT OF BSL FEES-OCCP 2022-213	61.65
<b>Cheque/EFT Number 225739</b>					<b>189.80</b>
13/05/2022	\$APINVCE	10052022	CHARLENE NGUYEN	REIMB-FLOWERS FOR CR GORDON	189.80
<b>Cheque/EFT Number 225740</b>					<b>300.00</b>
13/05/2022	\$APINVCE	040522	NATIONAL DRONE INSTITUTE	REFUND-MEETING ROOM BOOKING	300.00
<b>Cheque/EFT Number 225741</b>					<b>2,850.00</b>
13/05/2022	\$APINVCE	5009154	CURTIN UNIVERSITY	REFUND-OVERPAID INV 265869,265892	2,850.00
<b>Cheque/EFT Number 225742</b>					<b>46.00</b>
13/05/2022	\$APINVCE	2122-336	HANADI TARAWNEH	APPLICATION REFUND-ANNUAL FOOD VENDOR	46.00
<b>Cheque/EFT Number 225743</b>					<b>102.00</b>
13/05/2022	\$APINVCE	FPM-730	Martina Australia Pty Ltd	Overpayment of application -Food Medium	102.00
<b>Cheque/EFT Number 225744</b>					<b>165.00</b>
13/05/2022	\$APINVCE	03052022	Stephanie De Barba	Footcare Mgt Program- S Debarba	165.00
<b>Cheque/EFT Number 225745</b>					<b>4,363.68</b>
13/05/2022	\$APINVCE	210422	Rebecca Taylor	Relocation Costs- R Taylor	4,363.68
<b>Cheque/EFT Number 225746</b>					<b>46.65</b>
13/05/2022	\$APINVCE	10052022	Patricia Mcdonald	Postage for Return of COP Computer	46.65
<b>Cheque/EFT Number 225747</b>					<b>30,000.00</b>
13/05/2022	\$APINVCE	040522	Brajovich Demolition & Salvage (WA) Pty	Workbond Refund-38 Myers St	30,000.00
<b>Cheque/EFT Number 225748</b>					<b>5,509.32</b>
13/05/2022	\$APINVCE	2014-4030	DURTEC LIMITED	WORK BOND REFUND-15 HOWARD ST	5,509.32
<b>Cheque/EFT Number 225749</b>					<b>25,438.68</b>
13/05/2022	\$APINVCE	2016-290	Kaldana Nominees ATF The Wickham Propert	Workbond Refund-16 Wickham St	25,438.68
<b>Cheque/EFT Number 225750</b>					<b>5,578.63</b>
13/05/2022	\$APINVCE	2013-523	Kaldana Nominees ATF The Wickham Propert	Workbond Refund-16 Wickham St EAST PERTH	5,578.63
<b>Cheque/EFT Number 225751</b>					<b>7,000.00</b>
13/05/2022	\$APINVCE	2021-797	LINKBUILD (WA) PTY LTD	WORKBOND REFUND-1257 HAY ST EAST PERTH	7,000.00
<b>Cheque/EFT Number 225752</b>					<b>257.50</b>
13/05/2022	\$APINVCE	13042022	Next Hotels ( West Perth) Pty Ltd	Refund-Overpayment- EAT/270	257.50
<b>Cheque/EFT Number 225753</b>					<b>69.95</b>
13/05/2022	\$APINVCE	10052022	Jeewan Senanayake	Reimb-Footcare Mgt Prog-J Senanayake	69.95
<b>Cheque/EFT Number 225755</b>					<b>1,289.88</b>
19/05/2022	\$APINVCE	2440660	CLEANAWAY WASTE MANAGEMENT LTD	Removal on empty Paint containers from G	1,289.88
<b>Cheque/EFT Number 225756</b>					<b>402,924.03</b>
19/05/2022	\$APINVCE	8358	STILES ELECTRICAL SERVICES	Contract 100697 - Infrastructure Lightin	254,228.31
19/05/2022	\$APINVCE	8357	STILES ELECTRICAL SERVICES	Contract 100697 - Infrastructure Lightin	148,695.72
<b>Cheque/EFT Number 225757</b>					<b>6,424.48</b>
19/05/2022	\$APINVCE	I55475499.PER	BIDFOOD WA PTY LTD	Food and beverages for Community Centre	362.52
19/05/2022	\$APINVCE	I54831063.PER	BIDFOOD WA PTY LTD	Delivery of groceries to Child Care	425.65
19/05/2022	\$APINVCE	I54641944.PER	BIDFOOD WA PTY LTD	Delivery of groceries to Child Care	926.94
19/05/2022	\$APINVCE	I54075536.PER	BIDFOOD WA PTY LTD	Delivery of groceries to Child Care	766.29
19/05/2022	\$APINVCE	I54911819.PER	BIDFOOD WA PTY LTD	Delivery of groceries to Child Care	200.84
19/05/2022	\$APINVCE	I54201729.PER	BIDFOOD WA PTY LTD	Delivery of groceries to Child Care	370.98
19/05/2022	\$APINVCE	I54075752.PER	BIDFOOD WA PTY LTD	Delivery of groceries to Child Care	122.59
19/05/2022	\$APINVCE	I54477616.PER	BIDFOOD WA PTY LTD	Delivery of groceries to Child Care	585.34
19/05/2022	\$APINVCE	I55019785.PER	BIDFOOD WA PTY LTD	Delivery of groceries to Child Care	450.59
19/05/2022	\$APINVCE	I55421105.PER	BIDFOOD WA PTY LTD	Delivery of groceries to Child Care	968.32
19/05/2022	\$APINVCE	I55463498.PER	BIDFOOD WA PTY LTD	Food and beverages for Community Centre	380.39
19/05/2022	\$APINVCE	I55437547.PER	BIDFOOD WA PTY LTD	Food and beverages for Community Centre	864.03
<b>Cheque/EFT Number 225758</b>					<b>16,478.00</b>
19/05/2022	\$APINVCE	B00071909	URBIS PTY LTD	Development of an Economic Development S	16,478.00
<b>Cheque/EFT Number 225759</b>					<b>687.50</b>
19/05/2022	\$APINVCE	AU-484050	ILLION AUSTRALIA PTY LTD T/AS TENDERLINK.COM	Tenderlink Subscription 2021/2022	687.50
<b>Cheque/EFT Number 225760</b>					<b>1,227.60</b>
19/05/2022	\$APINVCE	16332	SOUTHERN METROPOLITAN REGIONAL COUNCIL	Organic tipping fees 21/22	1,227.60
<b>Cheque/EFT Number 225761</b>					<b>5,341.93</b>
19/05/2022	\$APINVCE	AUD029552	IRON MOUNTAIN AUSTRALIA GROUP PTY LTD	Secure document disposal bin	31.15
19/05/2022	\$APINVCE	AUD077263	IRON MOUNTAIN AUSTRALIA GROUP PTY LTD	Secure document disposal bin	42.42
19/05/2022	\$APINVCE	AUD078275	IRON MOUNTAIN AUSTRALIA GROUP PTY LTD	General - RR 502540-Archive Storage & Re	2,214.94



**Schedule of Accounts Paid - Municipal Fund**  
For the Period :01/05/2022-31/05/2022

Payment Date	Document Type	Invoice Number	Payee	Payment Details	Payment Amount
19/05/2022	\$APINVCE	AUD069406	IRON MOUNTAIN AUSTRALIA GROUP PTY LTD	Secure document disposal bin	10.60
19/05/2022	\$APINVCE	AUD077518	IRON MOUNTAIN AUSTRALIA GROUP PTY LTD	VAULT PT-502670-Archive Storage & Retrie	335.78
19/05/2022	\$APINVCE	109009087	IRON MOUNTAIN AUSTRALIA GROUP PTY LTD	Data Management Tapes Storage 6YQN	2.51
19/05/2022	\$APINVCE	AUD077555	IRON MOUNTAIN AUSTRALIA GROUP PTY LTD	History Centre offsite storage	15.52
19/05/2022	\$APINVCE	109009157	IRON MOUNTAIN AUSTRALIA GROUP PTY LTD	Blanket Order for Monthly ICT Tape Stora	752.71
19/05/2022	\$APINVCE	AUD077519	IRON MOUNTAIN AUSTRALIA GROUP PTY LTD	Iron Mountain NDT Cold Storage of Rates	339.42
19/05/2022	\$APINVCE	AUD077556	IRON MOUNTAIN AUSTRALIA GROUP PTY LTD	Storage & Courier Costs 21 22	1,575.67
19/05/2022	\$APINVCE	AUD069230	IRON MOUNTAIN AUSTRALIA GROUP PTY LTD	Secure Destruction Bins - 2021 2022 Fina	21.21
<b>Cheque/EFT Number 225762</b>		<b>ADVANCED TRAFFIC MANAGEMENT</b>			<b>5,357.83</b>
19/05/2022	\$APINVCE	00154467	ADVANCED TRAFFIC MANAGEMENT	Provide Traffic Management	927.58
19/05/2022	\$APINVCE	00154998	ADVANCED TRAFFIC MANAGEMENT	ATM Traffic Management	835.45
19/05/2022	\$APINVCE	00155617	ADVANCED TRAFFIC MANAGEMENT	Traffic management plans for the Causewa	2,671.90
19/05/2022	\$APINVCE	00156014	ADVANCED TRAFFIC MANAGEMENT	Provide Traffic Management	922.90
<b>Cheque/EFT Number 225763</b>		<b>NESPRESSO</b>			<b>1,658.00</b>
19/05/2022	\$APINVCE	41924888	NESPRESSO	Coffee Pods Surveillance Centre	198.00
19/05/2022	\$APINVCE	41917205	NESPRESSO	2200 coffee pods (Lvl 1 CSA/DAU)	1,460.00
<b>Cheque/EFT Number 225764</b>		<b>DATA 3</b>			<b>120.42</b>
19/05/2022	\$APINVCE	SIN000005916	DATA 3	Microsoft EA Annual Renewal Year 3 of EA	120.42
<b>Cheque/EFT Number 225765</b>		<b>INTERNATIONAL ART SERVICES</b>			<b>2,066.88</b>
19/05/2022	\$APINVCE	A-170362	INTERNATIONAL ART SERVICES	16.3 cubic metres of climate & non-clima	2,066.88
<b>Cheque/EFT Number 225766</b>		<b>PUMPS AUSTRALIA</b>			<b>911.85</b>
19/05/2022	\$APINVCE	42919	PUMPS AUSTRALIA	Repairs to hot & cold high pressure pump	911.85
<b>Cheque/EFT Number 225767</b>		<b>INTERFLOW PTY LTD</b>			<b>251,029.30</b>
19/05/2022	\$APINVCE	000000024723	INTERFLOW PTY LTD	2021 Storm Water Reline - Interflow	9,482.37
19/05/2022	\$APINVCE	000000024723A	INTERFLOW PTY LTD	2021 Storm Water Reline - Interflow	241,546.93
<b>Cheque/EFT Number 225768</b>		<b>Higgins Coatings Pty Ltd</b>			<b>31,071.94</b>
19/05/2022	\$APINVCE	186096535	Higgins Coatings Pty Ltd	Supply contract works: Plywood furniture	8,647.10
19/05/2022	\$APINVCE	186099093	Higgins Coatings Pty Ltd	Contract 100571 Painting and Associated	10,578.65
19/05/2022	\$APINVCE	186099101	Higgins Coatings Pty Ltd	Recoating to timber furniture Wellington	6,833.71
19/05/2022	\$APINVCE	186099203	Higgins Coatings Pty Ltd	Various painting locations John St Betw	1,135.02
19/05/2022	\$APINVCE	186099202	Higgins Coatings Pty Ltd	Various painting locations John St Betw	2,017.76
19/05/2022	\$APINVCE	186099096	Higgins Coatings Pty Ltd	Contract 100571 Painting and Associated	1,859.70
<b>Cheque/EFT Number 225769</b>		<b>WESTBOOKS</b>			<b>2,497.05</b>
19/05/2022	\$APINVCE	328469	WESTBOOKS	Books for Read Now Collection	1,176.45
19/05/2022	\$APINVCE	328467	WESTBOOKS	Books for Read Now Collection	126.56
19/05/2022	\$APINVCE	328471	WESTBOOKS	Books for Read Now Collection	648.40
19/05/2022	\$APINVCE	328470	WESTBOOKS	Ordering of Adult Fiction and Adult Non-	545.64
<b>Cheque/EFT Number 225770</b>		<b>ALINTA SALES PTY LTD</b>			<b>20,474.70</b>
19/05/2022	\$APINVCE	431845470	ALINTA SALES PTY LTD	Lot 478 Riverside Dve Perth	44.45
19/05/2022	\$APINVCE	70408184	ALINTA SALES PTY LTD	5 ST GEORGES TCE, PERTH WA	5,122.80
19/05/2022	\$APINVCE	70411387	ALINTA SALES PTY LTD	Suite B1/HAY ST, PERTH WA	442.78
19/05/2022	\$APINVCE	70411390	ALINTA SALES PTY LTD	BARRACK ST, PERTH WA	929.05
19/05/2022	\$APINVCE	70411275	ALINTA SALES PTY LTD	Unit A/2 PLAIN ST, EAST PERTH WA	2,399.45
19/05/2022	\$APINVCE	70411371	ALINTA SALES PTY LTD	JAMES ST, NORTHBRIDGE WA	527.42
19/05/2022	\$APINVCE	70411269	ALINTA SALES PTY LTD	NELSON CRES, EAST PERTH WA	943.94
19/05/2022	\$APINVCE	70410578	ALINTA SALES PTY LTD	Suite B2/683 HAY ST, PERTH WA	524.91
19/05/2022	\$APINVCE	70411302	ALINTA SALES PTY LTD	ST GEORGES TCE, PERTH WA	1,058.96
19/05/2022	\$APINVCE	70412612	ALINTA SALES PTY LTD	PARKWAY, NEDLANDS WA	444.95
19/05/2022	\$APINVCE	70411280	ALINTA SALES PTY LTD	Unit A/160 Hay ST, EAST PERTH WA	730.91
19/05/2022	\$APINVCE	70411271	ALINTA SALES PTY LTD	PLAIN ST, EAST PERTH WA	1,457.15
19/05/2022	\$APINVCE	70411279	ALINTA SALES PTY LTD	HAY ST, PERTH WA	870.63
19/05/2022	\$APINVCE	70411281	ALINTA SALES PTY LTD	83 ROYAL ST, EAST PERTH WA	2,380.14
19/05/2022	\$APINVCE	70411283	ALINTA SALES PTY LTD	HENRY LAWSON WALK, EAST PERTH WA	524.67
19/05/2022	\$APINVCE	70411296	ALINTA SALES PTY LTD	Unit 1/RIVERSIDE DR, PERTH WA	344.49
19/05/2022	\$APINVCE	70411267	ALINTA SALES PTY LTD	Unit 3/129 JAMES ST, PERTH WA	993.34
19/05/2022	\$APINVCE	70411286	ALINTA SALES PTY LTD	NELSON CRES, EAST PERTH WA	734.66
<b>Cheque/EFT Number 225771</b>		<b>FOXTEL SUBSCRIBER PAYMENTS</b>			<b>155.00</b>
19/05/2022	\$APINVCE	416531397	FOXTEL SUBSCRIBER PAYMENTS	Foxtel for Northbridge Piazza Super scre	155.00
<b>Cheque/EFT Number 225772</b>		<b>COLGAN INDUSTRIES PTY LTD</b>			<b>80,830.07</b>
19/05/2022	\$APINVCE	00002959	COLGAN INDUSTRIES PTY LTD	Refer RFT00085 tender procurement folder	80,830.07
<b>Cheque/EFT Number 225773</b>		<b>ENVIROPATH PTY LTD T/ AS SPOT'S ALL SURFACE CLEANING</b>			<b>25,202.10</b>
19/05/2022	\$APINVCE	3157	ENVIROPATH PTY LTD T/ AS SPOT'S ALL SURFACE CLE/Planned Car Park Degreasing for July 202		25,202.10
<b>Cheque/EFT Number 225774</b>		<b>Bridge42 Pty Ltd</b>			<b>12,749.00</b>
19/05/2022	\$APINVCE	20-136-PM:19	Bridge42 Pty Ltd	Roe St Enhancement Continued with Projec	12,749.00
<b>Cheque/EFT Number 225775</b>		<b>ATOM SUPPLY</b>			<b>395.84</b>
19/05/2022	\$APINVCE	P2327392	ATOM SUPPLY	Depot Main Store Stock	443.52
19/05/2022	\$APCREDIT	P272713	ATOM SUPPLY	Invoice P2327392	-147.84
19/05/2022	\$APINVCE	P2328088	ATOM SUPPLY	Safety Cooling Vest to Test for Depot Me	100.16
<b>Cheque/EFT Number 225776</b>		<b>CANON PRODUCTION PRINTING AUSTRALIA PTY LTD T/AS OCE-AUSTRALIA</b>			<b>142.93</b>
19/05/2022	\$APINVCE	INV-36463	CANON PRODUCTION PRINTING AUSTRALIA PTY LTD `	Maintenance TC54SA-Standalone Scanner- S	142.93
<b>Cheque/EFT Number 225777</b>		<b>ACCESS BRICKPAVING CO</b>			<b>10,439.00</b>
19/05/2022	\$APINVCE	8042031	ACCESS BRICKPAVING CO	Box Out & Remove Spoil - Quote 28042022	10,439.00
<b>Cheque/EFT Number 225778</b>		<b>Sunny Industrial Brushware</b>			<b>411.90</b>
19/05/2022	\$APINVCE	00024969	Sunny Industrial Brushware	Annual Sweeper Brush Blanket Order for 3	411.90
<b>Cheque/EFT Number 225779</b>		<b>MOIRA JOSEPHINE SMITH</b>			<b>120.00</b>
19/05/2022	\$APINVCE	280422	MOIRA JOSEPHINE SMITH	Tuesday Morning Show 22 Feb 2022 Moira J	120.00
<b>Cheque/EFT Number 225780</b>		<b>SONIC HEALTHPLUS PTY LTD</b>			<b>2,739.37</b>
19/05/2022	\$APINVCE	2613892	SONIC HEALTHPLUS PTY LTD	To provide Drug & Alcohol Testing to sta	2,293.87
19/05/2022	\$APINVCE	2617749	SONIC HEALTHPLUS PTY LTD	This PO is for pre-employment medicals f	445.50
<b>Cheque/EFT Number 225781</b>		<b>EOS ELECTRICAL</b>			<b>55,431.31</b>



**Schedule of Accounts Paid - Municipal Fund**  
For the Period :01/05/2022-31/05/2022

Payment Date	Document Type	Invoice Number	Payee	Payment Details	Payment Amount
19/05/2022	\$APINVCE	00015957	EOS ELECTRICAL	Banner Installation and Removal Costs	15,754.61
19/05/2022	\$APINVCE	15751C	EOS ELECTRICAL	EOS Electrical @ various area - Renewal	1,188.00
19/05/2022	\$APINVCE	00015780C	EOS ELECTRICAL	Contract No 100697 Electrical Lighting R	38,488.70
<b>Cheque/EFT Number 225782</b>			<b>MANHEIM PTY LTD</b>		<b>2,618.45</b>
19/05/2022	\$APINVCE	5508702511	MANHEIM PTY LTD	Car towing and auction services for 21-2	1,992.38
19/05/2022	\$APINVCE	5508686541	MANHEIM PTY LTD	Car towing and auction services for 21-2	338.69
19/05/2022	\$APINVCE	5508585338	MANHEIM PTY LTD	Car towing and auction services for 21-2	287.38
<b>Cheque/EFT Number 225783</b>			<b>Drainflow Services Pty Ltd</b>		<b>1,628.00</b>
19/05/2022	\$APINVCE	00009567	Drainflow Services Pty Ltd	FORREST PLACE LOADING DOCK - DRAIN CLEAN	1,628.00
<b>Cheque/EFT Number 225784</b>			<b>GILMOUR &amp; JOOSTE ELECTRICAL</b>		<b>20,582.88</b>
19/05/2022	\$APINVCE	INV-17830	GILMOUR & JOOSTE ELECTRICAL	Gilmour & Jooste Electrical has been rece	11,413.35
19/05/2022	\$APINVCE	22110	GILMOUR & JOOSTE ELECTRICAL	Electrical maintenance for street lighti	423.96
19/05/2022	\$APINVCE	22072	GILMOUR & JOOSTE ELECTRICAL	Electrical maintenance for street lighti	407.41
19/05/2022	\$APINVCE	21177	GILMOUR & JOOSTE ELECTRICAL	Replacement of Analogue with Astro Timer	2,358.95
19/05/2022	\$APINVCE	22097	GILMOUR & JOOSTE ELECTRICAL	Electrical maintenance for street lighti	305.64
19/05/2022	\$APINVCE	22098	GILMOUR & JOOSTE ELECTRICAL	Electrical maintenance for street lighti	239.60
19/05/2022	\$APINVCE	22070	GILMOUR & JOOSTE ELECTRICAL	Electrical maintenance for street lighti	129.40
19/05/2022	\$APINVCE	22046	GILMOUR & JOOSTE ELECTRICAL	Electrical maintenance for street lighti	64.70
19/05/2022	\$APINVCE	22047	GILMOUR & JOOSTE ELECTRICAL	Electrical maintenance for street lighti	152.60
19/05/2022	\$APINVCE	22048	GILMOUR & JOOSTE ELECTRICAL	Electrical maintenance for street lighti	129.40
19/05/2022	\$APINVCE	22045	GILMOUR & JOOSTE ELECTRICAL	Electrical maintenance for street lighti	251.96
19/05/2022	\$APINVCE	22034	GILMOUR & JOOSTE ELECTRICAL	Electrical maintenance for street lighti	183.93
19/05/2022	\$APINVCE	22035	GILMOUR & JOOSTE ELECTRICAL	Electrical maintenance for street lighti	175.86
19/05/2022	\$APINVCE	22020	GILMOUR & JOOSTE ELECTRICAL	Electrical maintenance for street lighti	64.70
19/05/2022	\$APINVCE	22022	GILMOUR & JOOSTE ELECTRICAL	Electrical maintenance for street lighti	666.78
19/05/2022	\$APINVCE	22014	GILMOUR & JOOSTE ELECTRICAL	Electrical maintenance for street lighti	194.11
19/05/2022	\$APINVCE	22015	GILMOUR & JOOSTE ELECTRICAL	Electrical maintenance for street lighti	194.11
19/05/2022	\$APINVCE	22012	GILMOUR & JOOSTE ELECTRICAL	Electrical maintenance for street lighti	129.40
19/05/2022	\$APINVCE	22002	GILMOUR & JOOSTE ELECTRICAL	Electrical maintenance for street lighti	448.66
19/05/2022	\$APINVCE	22079	GILMOUR & JOOSTE ELECTRICAL	VARIOUS SITES - UNPLANNED ELECTRICAL MAI	582.32
19/05/2022	\$APINVCE	22074	GILMOUR & JOOSTE ELECTRICAL	VARIOUS SITES - UNPLANNED ELECTRICAL MAI	262.10
19/05/2022	\$APINVCE	22075	GILMOUR & JOOSTE ELECTRICAL	VARIOUS SITES - UNPLANNED ELECTRICAL MAI	324.59
19/05/2022	\$APINVCE	22053	GILMOUR & JOOSTE ELECTRICAL	VARIOUS SITES - UNPLANNED ELECTRICAL MAI	307.01
19/05/2022	\$APINVCE	21975	GILMOUR & JOOSTE ELECTRICAL	Electrical maintenance for street lighti	167.94
19/05/2022	\$APINVCE	21972	GILMOUR & JOOSTE ELECTRICAL	Electrical maintenance for street lighti	283.77
19/05/2022	\$APINVCE	21961	GILMOUR & JOOSTE ELECTRICAL	Electrical maintenance for street lighti	332.42
19/05/2022	\$APINVCE	22005	GILMOUR & JOOSTE ELECTRICAL	VARIOUS SITES - UNPLANNED ELECTRICAL MAI	129.40
19/05/2022	\$APINVCE	21964	GILMOUR & JOOSTE ELECTRICAL	VARIOUS SITES - UNPLANNED ELECTRICAL MAI	194.11
19/05/2022	\$APINVCE	22013	GILMOUR & JOOSTE ELECTRICAL	VARIOUS SITES - UNPLANNED ELECTRICAL MAI	64.70
<b>Cheque/EFT Number 225785</b>			<b>The Trustee for Mark Digital Print Unit Trust t/as Mark Digital Print Solutions</b>		<b>1,458.60</b>
19/05/2022	\$APINVCE	80564	The Trustee for Mark Digital Print Unit Trust t/as Marl	24 hour notices for vehicles	1,458.60
<b>Cheque/EFT Number 225786</b>			<b>MINTER ELLISON</b>		<b>3,334.32</b>
19/05/2022	\$APINVCE	10946913	MINTER ELLISON	Legal advice - Case 21-057-INFIAA-C	2,975.28
19/05/2022	\$APINVCE	10946934	MINTER ELLISON	Legal Advice - Case 21-016-PEDTUD-C	359.04
<b>Cheque/EFT Number 225787</b>			<b>DAIMLER TRUCKS PERTH</b>		<b>246.36</b>
19/05/2022	\$APINVCE	EP980002431	DAIMLER TRUCKS PERTH	Indicator Lens for Large Mercedes Rubbis	246.36
<b>Cheque/EFT Number 225788</b>			<b>TRUGRADE PTY LTD</b>		<b>488.40</b>
19/05/2022	\$APINVCE	SI-00026688	TRUGRADE PTY LTD	Stores Stock	488.40
<b>Cheque/EFT Number 225789</b>			<b>DIGITAL EDUCATION SERVICES PTY LTD</b>		<b>3,359.40</b>
19/05/2022	\$APINVCE	INV-000590	DIGITAL EDUCATION SERVICES PTY LTD	Subscription renewal to Road of IELTS Ac	1,679.70
19/05/2022	\$APINVCE	INV-000595	DIGITAL EDUCATION SERVICES PTY LTD	Subscription renewal to Road of IELTS Ac	1,679.70
<b>Cheque/EFT Number 225790</b>			<b>CBD COLLEGE P/L</b>		<b>1,266.00</b>
19/05/2022	\$APINVCE	INV-30468	CBD COLLEGE P/L	CITY HERO'S TRAINING	645.00
19/05/2022	\$APINVCE	INV-30474	CBD COLLEGE P/L	CPR Refresher x 9 Surveillance Officers	621.00
<b>Cheque/EFT Number 225791</b>			<b>Sydel Nominees t/as Imagesource Digital Solution</b>		<b>12,141.80</b>
19/05/2022	\$APINVCE	462202	Sydel Nominees t/as Imagesource Digital Solution	Coreflutes for CBD VIP Property Council	1,676.40
19/05/2022	\$APINVCE	461963	Sydel Nominees t/as Imagesource Digital Solution	Indigenous Artwork for bikes	178.20
19/05/2022	\$APINVCE	462155	Sydel Nominees t/as Imagesource Digital Solution	Bay discs	10,115.60
19/05/2022	\$APINVCE	462158	Sydel Nominees t/as Imagesource Digital Solution	Reserved bay signs	171.60
<b>Cheque/EFT Number 225792</b>			<b>MESSAGENET PTY LTD</b>		<b>346.52</b>
19/05/2022	\$APINVCE	INV02212830	MESSAGENET PTY LTD	SMS service and usage for ICT, LIB and F	346.52
<b>Cheque/EFT Number 225793</b>			<b>JAPANESE TRUCK &amp; BUS SPARES PTY LTD</b>		<b>387.60</b>
19/05/2022	\$APINVCE	442712	JAPANESE TRUCK & BUS SPARES PTY LTD	May Filters for Large Mercedes Rubbish T	263.80
19/05/2022	\$APINVCE	442561	JAPANESE TRUCK & BUS SPARES PTY LTD	Lumbar Support Switch for Large Hino Rub	123.80
<b>Cheque/EFT Number 225794</b>			<b>LIGHTSPEED COMMUNICATIONS AUSTRALIA PTY LTD t/as LIGHTSPEED</b>		<b>2,895.31</b>
19/05/2022	\$APINVCE	87866	LIGHTSPEED COMMUNICATIONS AUSTRALIA PTY LTD	Loading Dock- Old Racks and redundant eq	2,250.27
19/05/2022	\$APINVCE	87878	LIGHTSPEED COMMUNICATIONS AUSTRALIA PTY LTD	Q24902 Camera 85 repair Goderich St Carp	645.04
<b>Cheque/EFT Number 225795</b>			<b>METRIX CONSULTING PTY LTD</b>		<b>7,907.16</b>
19/05/2022	\$APINVCE	INV-1702	METRIX CONSULTING PTY LTD	- Research and data collection for evalu	7,907.16
<b>Cheque/EFT Number 225796</b>			<b>ARUP</b>		<b>17,273.14</b>
19/05/2022	\$APINVCE	39-220167	ARUP	Roe St Enhancement Project - Detailed De	17,273.14
<b>Cheque/EFT Number 225797</b>			<b>MAIN ROADS WESTERN AUSTRALIA</b>		<b>14,240.57</b>
19/05/2022	\$APINVCE	8020763	MAIN ROADS WESTERN AUSTRALIA	East End Revitalisation - Hay Street, P	14,240.57
<b>Cheque/EFT Number 225798</b>			<b>GAVIN CHARLES BURGESS</b>		<b>261.80</b>
19/05/2022	\$APINVCE	71	GAVIN CHARLES BURGESS	Controlled Waste collection from various	261.80
<b>Cheque/EFT Number 225799</b>			<b>MARK ONE VISUAL</b>		<b>1,254.00</b>
19/05/2022	\$APINVCE	00210103	MARK ONE VISUAL	Christmas Decorations - Transformers for	1,254.00
<b>Cheque/EFT Number 225800</b>			<b>DATALINE VISUAL LINK PTY LTD</b>		<b>9,767.29</b>
19/05/2022	\$APINVCE	55068	DATALINE VISUAL LINK PTY LTD	CM251491/21 DVL Revision contract 100385	8,255.23
19/05/2022	\$APINVCE	55097	DATALINE VISUAL LINK PTY LTD	Unplanned Equipment maintenance for 2021	176.00



**Schedule of Accounts Paid - Municipal Fund**  
For the Period :01/05/2022-31/05/2022

Payment Date	Document Type	Invoice Number	Payee	Payment Details	Payment Amount
19/05/2022	\$APINVCE	55093	DATALINE VISUAL LINK PTY LTD	Contract 100385, CCTV Maintenance 21-22	233.75
19/05/2022	\$APINVCE	55095	DATALINE VISUAL LINK PTY LTD	Contract 100385, CCTV Maintenance 21-22	464.75
19/05/2022	\$APINVCE	55096	DATALINE VISUAL LINK PTY LTD	Contract 100385, CCTV Maintenance 21-22	346.06
19/05/2022	\$APINVCE	55084	DATALINE VISUAL LINK PTY LTD	Contract 100385, CCTV Maintenance 21-22	291.50
<b>Cheque/EFT Number 225801</b>		<b>ELECTRICITY GENERATION AND RETAIL CORPORATION</b>			<b>69,048.44</b>
19/05/2022	\$APINVCE	2045511121	ELECTRICITY GENERATION AND RETAIL CORPORATION	Street Lights	43,456.61
19/05/2022	\$APINVCE	2053510301	ELECTRICITY GENERATION AND RETAIL CORPORATION	20 Aberdeen Street Northbridge	237.42
19/05/2022	\$APINVCE	2033527226	ELECTRICITY GENERATION AND RETAIL CORPORATION	Lot 0 Cooper St, Nedlands WA 6009	134.02
19/05/2022	\$APINVCE	2093505158	ELECTRICITY GENERATION AND RETAIL CORPORATION	Street lighting	15,847.41
19/05/2022	\$APINVCE	2053510041	ELECTRICITY GENERATION AND RETAIL CORPORATION	8 Aberdeen St, Perth WA 6000	798.30
19/05/2022	\$APINVCE	2005528421	ELECTRICITY GENERATION AND RETAIL CORPORATION	94 Moore Street East Perth	374.02
19/05/2022	\$APINVCE	2001557532	ELECTRICITY GENERATION AND RETAIL CORPORATION	Queen Street Perth WA 6000	532.33
19/05/2022	\$APINVCE	2017531952	ELECTRICITY GENERATION AND RETAIL CORPORATION	U A 226 Adelaide Tce Perth	2,078.52
19/05/2022	\$APINVCE	2073509572	ELECTRICITY GENERATION AND RETAIL CORPORATION	U A 4 Hale Street East Perth	523.64
19/05/2022	\$APINVCE	2093507361	ELECTRICITY GENERATION AND RETAIL CORPORATION	21 James Street Northbridge	330.25
19/05/2022	\$APINVCE	2045511950	ELECTRICITY GENERATION AND RETAIL CORPORATION	351 Wellington Street Perth	327.03
19/05/2022	\$APINVCE	2025524616	ELECTRICITY GENERATION AND RETAIL CORPORATION	Lot 10020 Hackett Dve Crawley	318.54
19/05/2022	\$APINVCE	2077513622	ELECTRICITY GENERATION AND RETAIL CORPORATION	Lot 56 Newcastle St Northbridge	308.11
19/05/2022	\$APINVCE	2073511942	ELECTRICITY GENERATION AND RETAIL CORPORATION	Lot 5 U St Hay Street Perth	770.15
19/05/2022	\$APINVCE	2065516770	ELECTRICITY GENERATION AND RETAIL CORPORATION	262 Hay Street East Perth	189.65
19/05/2022	\$APINVCE	2053513912	ELECTRICITY GENERATION AND RETAIL CORPORATION	31 Goderich Street East Perth	137.65
19/05/2022	\$APINVCE	2097490428	ELECTRICITY GENERATION AND RETAIL CORPORATION	Forrest Ave East Perth	569.98
19/05/2022	\$APINVCE	2093507902	ELECTRICITY GENERATION AND RETAIL CORPORATION	Lot 483 U 1 Terrace Road Perth	321.56
19/05/2022	\$APINVCE	2085511169	ELECTRICITY GENERATION AND RETAIL CORPORATION	Lot 8 Royal Street East Perth	357.91
19/05/2022	\$APINVCE	2057516003	ELECTRICITY GENERATION AND RETAIL CORPORATION	Lot 300 Adelaide Tce East Perth	240.34
19/05/2022	\$APINVCE	2045513992	ELECTRICITY GENERATION AND RETAIL CORPORATION	Lot 565 Terrace Road East Perth	128.77
19/05/2022	\$APINVCE	2037517945	ELECTRICITY GENERATION AND RETAIL CORPORATION	Lot 4 Bronte Street East Perth	159.82
19/05/2022	\$APINVCE	2025526815	ELECTRICITY GENERATION AND RETAIL CORPORATION	Royal Street East Perth	558.20
19/05/2022	\$APINVCE	2013532881	ELECTRICITY GENERATION AND RETAIL CORPORATION	Lot 901 U 2 Riverside Dve Perth	348.21
<b>Cheque/EFT Number 225802</b>		<b>LOCAL GOVERNMENT PROFESSIONALS AUSTRALIA WA</b>			<b>1,920.00</b>
19/05/2022	\$APINVCE	32506	LOCAL GOVERNMENT PROFESSIONALS AUSTRALIA W.	Training for Scott Johnson and Amy Brown	960.00
19/05/2022	\$APINVCE	32507	LOCAL GOVERNMENT PROFESSIONALS AUSTRALIA W.	Training for Scott Johnson and Amy Brown	960.00
<b>Cheque/EFT Number 225803</b>		<b>R &amp; J Sleep Transport Pty Ltd</b>			<b>655.87</b>
19/05/2022	\$APINVCE	INV-8693	R & J Sleep Transport Pty Ltd	Stores Stock	655.87
<b>Cheque/EFT Number 225804</b>		<b>Herbert Smith Freehills</b>			<b>2,513.83</b>
19/05/2022	\$APINVCE	51028095	Herbert Smith Freehills	Legal advice - Case 21-018-COMDCE-C	2,513.83
<b>Cheque/EFT Number 225805</b>		<b>DE VINE CELLARS</b>			<b>202.50</b>
19/05/2022	\$APINVCE	516331-3	DE VINE CELLARS	Catering Beverage supply	202.50
<b>Cheque/EFT Number 225806</b>		<b>WEST COAST SPRING WATER PTY LTD T/AS AUSSIE NATURAL SPRING W</b>			<b>1,452.00</b>
19/05/2022	\$APINVCE	2195259	WEST COAST SPRING WATER PTY LTD T/AS AUSSIE N/	COUNCIL HOUSE & CAR PARKS - SUPPLY & MAI	44.00
19/05/2022	\$APINVCE	2195258	WEST COAST SPRING WATER PTY LTD T/AS AUSSIE N/	COUNCIL HOUSE & CAR PARKS - SUPPLY & MAI	44.00
19/05/2022	\$APINVCE	2195257	WEST COAST SPRING WATER PTY LTD T/AS AUSSIE N/	COUNCIL HOUSE & CAR PARKS - SUPPLY & MAI	44.00
19/05/2022	\$APINVCE	2251024	WEST COAST SPRING WATER PTY LTD T/AS AUSSIE N/	COUNCIL HOUSE & CAR PARKS - SUPPLY & MAI	88.00
19/05/2022	\$APINVCE	2251025	WEST COAST SPRING WATER PTY LTD T/AS AUSSIE N/	COUNCIL HOUSE & CAR PARKS - SUPPLY & MAI	88.00
19/05/2022	\$APINVCE	2251027	WEST COAST SPRING WATER PTY LTD T/AS AUSSIE N/	COUNCIL HOUSE & CAR PARKS - SUPPLY & MAI	44.00
19/05/2022	\$APINVCE	2251026	WEST COAST SPRING WATER PTY LTD T/AS AUSSIE N/	COUNCIL HOUSE & CAR PARKS - SUPPLY & MAI	44.00
19/05/2022	\$APINVCE	2221356	WEST COAST SPRING WATER PTY LTD T/AS AUSSIE N/	COUNCIL HOUSE & CAR PARKS - SUPPLY & MAI	88.00
19/05/2022	\$APINVCE	2221357	WEST COAST SPRING WATER PTY LTD T/AS AUSSIE N/	COUNCIL HOUSE & CAR PARKS - SUPPLY & MAI	88.00
19/05/2022	\$APINVCE	2221359	WEST COAST SPRING WATER PTY LTD T/AS AUSSIE N/	COUNCIL HOUSE & CAR PARKS - SUPPLY & MAI	44.00
19/05/2022	\$APINVCE	2221358	WEST COAST SPRING WATER PTY LTD T/AS AUSSIE N/	COUNCIL HOUSE & CAR PARKS - SUPPLY & MAI	44.00
19/05/2022	\$APINVCE	2195367	WEST COAST SPRING WATER PTY LTD T/AS AUSSIE N/	COUNCIL HOUSE & CAR PARKS - SUPPLY & MAI	88.00
19/05/2022	\$APINVCE	2195368	WEST COAST SPRING WATER PTY LTD T/AS AUSSIE N/	COUNCIL HOUSE & CAR PARKS - SUPPLY & MAI	88.00
19/05/2022	\$APINVCE	2195370	WEST COAST SPRING WATER PTY LTD T/AS AUSSIE N/	COUNCIL HOUSE & CAR PARKS - SUPPLY & MAI	44.00
19/05/2022	\$APINVCE	2195369	WEST COAST SPRING WATER PTY LTD T/AS AUSSIE N/	COUNCIL HOUSE & CAR PARKS - SUPPLY & MAI	44.00
19/05/2022	\$APINVCE	2250945	WEST COAST SPRING WATER PTY LTD T/AS AUSSIE N/	COUNCIL HOUSE & CAR PARKS - SUPPLY & MAI	44.00
19/05/2022	\$APINVCE	2221228	WEST COAST SPRING WATER PTY LTD T/AS AUSSIE N/	COUNCIL HOUSE & CAR PARKS - SUPPLY & MAI	44.00
19/05/2022	\$APINVCE	2195255	WEST COAST SPRING WATER PTY LTD T/AS AUSSIE N/	COUNCIL HOUSE & CAR PARKS - SUPPLY & MAI	44.00
19/05/2022	\$APINVCE	2250946	WEST COAST SPRING WATER PTY LTD T/AS AUSSIE N/	COUNCIL HOUSE & CAR PARKS - SUPPLY & MAI	44.00
19/05/2022	\$APINVCE	2250949	WEST COAST SPRING WATER PTY LTD T/AS AUSSIE N/	COUNCIL HOUSE & CAR PARKS - SUPPLY & MAI	44.00
19/05/2022	\$APINVCE	2250948	WEST COAST SPRING WATER PTY LTD T/AS AUSSIE N/	COUNCIL HOUSE & CAR PARKS - SUPPLY & MAI	44.00
19/05/2022	\$APINVCE	2250947	WEST COAST SPRING WATER PTY LTD T/AS AUSSIE N/	COUNCIL HOUSE & CAR PARKS - SUPPLY & MAI	44.00
19/05/2022	\$APINVCE	2221229	WEST COAST SPRING WATER PTY LTD T/AS AUSSIE N/	COUNCIL HOUSE & CAR PARKS - SUPPLY & MAI	44.00
19/05/2022	\$APINVCE	2221232	WEST COAST SPRING WATER PTY LTD T/AS AUSSIE N/	COUNCIL HOUSE & CAR PARKS - SUPPLY & MAI	44.00
19/05/2022	\$APINVCE	2221231	WEST COAST SPRING WATER PTY LTD T/AS AUSSIE N/	COUNCIL HOUSE & CAR PARKS - SUPPLY & MAI	44.00
19/05/2022	\$APINVCE	2221230	WEST COAST SPRING WATER PTY LTD T/AS AUSSIE N/	COUNCIL HOUSE & CAR PARKS - SUPPLY & MAI	44.00
19/05/2022	\$APINVCE	2195256	WEST COAST SPRING WATER PTY LTD T/AS AUSSIE N/	COUNCIL HOUSE & CAR PARKS - SUPPLY & MAI	44.00
<b>Cheque/EFT Number 225807</b>		<b>The Trustee for Wendy Mead Family Trust &amp; OTH t/as Pinnacle People</b>			<b>1,132.36</b>
19/05/2022	\$APINVCE	621724	The Trustee for Wendy Mead Family Trust & OTH t/as	Temporary Cook for Child Care	775.77
19/05/2022	\$APINVCE	621761	The Trustee for Wendy Mead Family Trust & OTH t/as	COP catering Agency casual hire	356.59
<b>Cheque/EFT Number 225808</b>		<b>JB HI-FI GROUP PTY LTD T/AS JB HI-FI COMMERCIAL</b>			<b>2,724.00</b>
19/05/2022	\$APINVCE	BD0793816	JB HI-FI GROUP PTY LTD T/AS JB HI-FI COMMERCIAL	PURCHASED 6 x IPADS FOR REFRESH IPADS FO	2,724.00
<b>Cheque/EFT Number 225809</b>		<b>WSP AUSTRALIA PTY LTD</b>			<b>91,560.76</b>
19/05/2022	\$APINVCE	64115588	WSP AUSTRALIA PTY LTD	UWA-QEII Precinct Plan - Transport Impac	91,560.76
<b>Cheque/EFT Number 225810</b>		<b>MULTI FIX WA</b>			<b>253.35</b>
19/05/2022	\$APINVCE	5796418	MULTI FIX WA	Multi Fix Hardware	253.35
<b>Cheque/EFT Number 225811</b>		<b>Block Branding Pty Ltd</b>			<b>11,000.00</b>
19/05/2022	\$APINVCE	4845	Block Branding Pty Ltd	Creative concept development for new win	11,000.00
<b>Cheque/EFT Number 225812</b>		<b>SMEDIA PTY LTD</b>			<b>500.00</b>
19/05/2022	\$APINVCE	00012458	SMEDIA PTY LTD	Western Australian Newspaper Archive Ser	500.00
<b>Cheque/EFT Number 225813</b>		<b>QUANTUM BUILDING SERVICES</b>			<b>1,001.00</b>



**Schedule of Accounts Paid - Municipal Fund**  
For the Period :01/05/2022-31/05/2022

Payment Date	Document Type	Invoice Number	Payee	Payment Details	Payment Amount
19/05/2022	\$APINVCE	00004645	QUANTUM BUILDING SERVICES	VARIOUS SITES - UNPLANNED MAINTENANCE -	1,001.00
		<b>Cheque/EFT Number 225814</b>	<b>Woolworths Group Limited</b>		<b>437.14</b>
19/05/2022	\$APINVCE	CT-01E8D-11D0E	Woolworths Group Limited	Standing Order - Woolworths Consumables	437.14
		<b>Cheque/EFT Number 225815</b>	<b>EMERGE ENVIRONMENTAL SERVICES PTY LTD</b>		<b>2,183.50</b>
19/05/2022	\$APINVCE	12732	EMERGE ENVIRONMENTAL SERVICES PTY LTD	Pt Fraser - Salinity testing and advise	2,183.50
		<b>Cheque/EFT Number 225816</b>	<b>GEOFFREY BAIN T/AS JUNK REMOVAL</b>		<b>1,212.00</b>
19/05/2022	\$APINVCE	INV10352	GEOFFREY BAIN T/AS JUNK REMOVAL	Furniture removal as required from 18 St	1,212.00
		<b>Cheque/EFT Number 225817</b>	<b>BROWNES FOODS OPERATIONS PTY LTD</b>		<b>164.82</b>
19/05/2022	\$APINVCE	16564881	BROWNES FOODS OPERATIONS PTY LTD	Depot Weekly Milk Delivery 1 July 2021 -	89.39
19/05/2022	\$APINVCE	16556223	BROWNES FOODS OPERATIONS PTY LTD	Depot Weekly Milk Delivery 1 July 2021 -	75.43
		<b>Cheque/EFT Number 225818</b>	<b>ICONIC PROPERTY SERVICES</b>		<b>1,372.38</b>
19/05/2022	\$APINVCE	PSI020117	ICONIC PROPERTY SERVICES	ICONIC - relief cleaning for Linus	1,372.38
		<b>Cheque/EFT Number 225819</b>	<b>The Trustee for the Wilson Trust (Wilson Sign Solutions)</b>		<b>1,150.60</b>
19/05/2022	\$APINVCE	77109	The Trustee for the Wilson Trust (Wilson Sign Solutior Supply and install digitally printed and		1,150.60
		<b>Cheque/EFT Number 225820</b>	<b>CSE CROSSCOM PTY LTD</b>		<b>110.00</b>
19/05/2022	\$APINVCE	435668	CSE CROSSCOM PTY LTD	2 Way Radio Hire Charges for EH & AA, Le	110.00
		<b>Cheque/EFT Number 225821</b>	<b>AUSTRALIA POST</b>		<b>722.60</b>
19/05/2022	\$APINVCE	1011487737	AUSTRALIA POST	Australia Post - trans fees	20.46
19/05/2022	\$APINVCE	1011487719	AUSTRALIA POST	Over the counter infringement payments	702.14
		<b>Cheque/EFT Number 225822</b>	<b>The Trustee for Brand Agency Unit Trust t/as The Brand Agency</b>		<b>3,000.25</b>
19/05/2022	\$APINVCE	254561	The Trustee for Brand Agency Unit Trust t/as The Brai Brand website support		3,000.25
		<b>Cheque/EFT Number 225823</b>	<b>WESTERN METROPOLITAN REGIONAL COUNCIL</b>		<b>56.10</b>
19/05/2022	\$APINVCE	M-2205208	WESTERN METROPOLITAN REGIONAL COUNCIL	Green Waste Tipping Fees 21/22	56.10
		<b>Cheque/EFT Number 225824</b>	<b>FLEETCARE PTY LTD</b>		<b>28,544.52</b>
19/05/2022	\$APINVCE	713637	FLEETCARE PTY LTD	Novated Lease for Fleetcare	16,097.58
19/05/2022	\$APINVCE	713636	FLEETCARE PTY LTD	Fleetcare management services	12,446.94
		<b>Cheque/EFT Number 225825</b>	<b>ELEMENT ADVISORY PTY LTD T/AS THE PLANNING GROUP WA PTY LTD</b>		<b>20,504.01</b>
19/05/2022	\$APINVCE	56340	ELEMENT ADVISORY PTY LTD T/AS THE PLANNING GR Contractor for Perth Town Hall conservat		6,823.03
19/05/2022	\$APINVCE	56295	ELEMENT ADVISORY PTY LTD T/AS THE PLANNING GR Refer CM 213014/21 for quote cover sheet		5,355.35
19/05/2022	\$APINVCE	56272	ELEMENT ADVISORY PTY LTD T/AS THE PLANNING GR Local Heritage Survey 2021 Consultancy S		5,498.63
19/05/2022	\$APINVCE	56255	ELEMENT ADVISORY PTY LTD T/AS THE PLANNING GR Queens Gardens Heritage Management Plan		2,827.00
		<b>Cheque/EFT Number 225826</b>	<b>Glen Flood Group Pty Ltd t/as GFG Temporary Assist</b>		<b>5,146.34</b>
19/05/2022	\$APINVCE	INV-1898	Glen Flood Group Pty Ltd t/as GFG Temporary Assist	Temporary External Works Coordinator 4 d	5,146.34
		<b>Cheque/EFT Number 225827</b>	<b>ANIMATION ARTROOM PTY LTD</b>		<b>14,447.77</b>
19/05/2022	\$APINVCE	ARCOP2204C	ANIMATION ARTROOM PTY LTD	Screen Curation & Management - Northbrid	14,447.77
		<b>Cheque/EFT Number 225828</b>	<b>JADE ORCHID DOLMAN T/AS J.D. PENANGKE</b>		<b>9,872.23</b>
19/05/2022	\$APINVCE	576	JADE ORCHID DOLMAN T/AS J.D. PENANGKE	Please see record for Quote Cover sheet	9,872.23
		<b>Cheque/EFT Number 225829</b>	<b>The Trustee for The Lab Unit Trust t/as Place Laboratory</b>		<b>37,147.00</b>
19/05/2022	\$APINVCE	2193_02	The Trustee for The Lab Unit Trust t/as Place Laboratc Contract 100723 The City of Perth is see		35,563.00
19/05/2022	\$APINVCE	2090_03	The Trustee for The Lab Unit Trust t/as Place Laboratc Landscape Drafting Revisions for Trinity		1,584.00
		<b>Cheque/EFT Number 225830</b>	<b>ALLMAKES PTY LTD T/AS BRANDWORX AUSTRALIA</b>		<b>718.65</b>
19/05/2022	\$APINVCE	757096	ALLMAKES PTY LTD T/AS BRANDWORX AUSTRALIA	Rhonda GOV uniform	74.78
19/05/2022	\$APINVCE	756471	ALLMAKES PTY LTD T/AS BRANDWORX AUSTRALIA	L Smith Uniform	50.95
19/05/2022	\$APINVCE	756472	ALLMAKES PTY LTD T/AS BRANDWORX AUSTRALIA	N Emery Uniform	41.90
19/05/2022	\$APINVCE	757097	ALLMAKES PTY LTD T/AS BRANDWORX AUSTRALIA	Uniforms for Jim and peter	484.22
19/05/2022	\$APINVCE	757253	ALLMAKES PTY LTD T/AS BRANDWORX AUSTRALIA	Catering Officer Uniform	66.80
		<b>Cheque/EFT Number 225831</b>	<b>Programmed Skilled Workforce Limited</b>		<b>11,654.06</b>
19/05/2022	\$APINVCE	4270027	Programmed Skilled Workforce Limited	PO for Agency personnel, Rhiannon Ellio	1,849.32
19/05/2022	\$APINVCE	4280751	Programmed Skilled Workforce Limited	Casual Surveillance Officer Lewis Norris	1,186.05
19/05/2022	\$APINVCE	4275637	Programmed Skilled Workforce Limited	Casual Surveillance Officer Aaron Burgoy	1,776.65
19/05/2022	\$APINVCE	4275639	Programmed Skilled Workforce Limited	Casual Surveillance Officer Lewis Norris	2,328.01
19/05/2022	\$APINVCE	4270028	Programmed Skilled Workforce Limited	Casual Surveillance Officer Lewis Norris	793.84
19/05/2022	\$APINVCE	4270026	Programmed Skilled Workforce Limited	Casual Surveillance Officer Aaron Burgoy	888.33
19/05/2022	\$APINVCE	4280753	Programmed Skilled Workforce Limited	Agency personnel for CEO Alliance	1,178.87
19/05/2022	\$APINVCE	4280752	Programmed Skilled Workforce Limited	HR Admin level support -Judita - L&D Adm	1,652.99
		<b>Cheque/EFT Number 225832</b>	<b>TALIS CONSULTANTS PTY LTD ATF THE TALIS TRUST</b>		<b>440.00</b>
19/05/2022	\$APINVCE	25236	TALIS CONSULTANTS PTY LTD ATF THE TALIS TRUST	For preparation of Metropolitan Regional	440.00
		<b>Cheque/EFT Number 225833</b>	<b>TIM DAVIES LANDSCAPING PTY LTD</b>		<b>4,119.50</b>
19/05/2022	\$APINVCE	SI-113247	TIM DAVIES LANDSCAPING PTY LTD	CoP Library Greenwall Plant Replacement	2,205.50
19/05/2022	\$APINVCE	SI-113248	TIM DAVIES LANDSCAPING PTY LTD	CoP Library Greenwall Plant Replacement	1,914.00
		<b>Cheque/EFT Number 225834</b>	<b>WINC AUSTRALIA PTY PTD</b>		<b>3,018.41</b>
19/05/2022	\$APINVCE	9039143997	WINC AUSTRALIA PTY PTD	Blanket order for stationary 2021/22	30.49
19/05/2022	\$APINVCE	9039125659	WINC AUSTRALIA PTY PTD	Blanket order for stationary 2021/22	111.19
19/05/2022	\$APINVCE	9039092394	WINC AUSTRALIA PTY PTD	Blanket order for stationary 2021/22	117.15
19/05/2022	\$APINVCE	9039115952	WINC AUSTRALIA PTY PTD	iCity Kiosk - Stationary and supplies	105.62
19/05/2022	\$APINVCE	9038910153	WINC AUSTRALIA PTY PTD	Rangers, Community & EH office supplies	829.44
19/05/2022	\$APINVCE	9038704733	WINC AUSTRALIA PTY PTD	Blanket order for stationary 2021/22	6.90
19/05/2022	\$APINVCE	9039094769	WINC AUSTRALIA PTY PTD	Level 2 Stationery and Paper Supplies	65.87
19/05/2022	\$APINVCE	9039125667	WINC AUSTRALIA PTY PTD	CDS Depot @ 8 Aberdeen St Northbridge	140.14
19/05/2022	\$APINVCE	9039114253	WINC AUSTRALIA PTY PTD	Stationery order - tissues, wipes, retra	54.19
19/05/2022	\$APINVCE	9039143726	WINC AUSTRALIA PTY PTD	Stationery Supplies, catering supplies,	1.06
19/05/2022	\$APINVCE	9039092502	WINC AUSTRALIA PTY PTD	Depot Catering, Cleaning & Stationery Su	308.07
19/05/2022	\$APINVCE	9039125876	WINC AUSTRALIA PTY PTD	Stationery Items	211.37
19/05/2022	\$APINVCE	9039103347	WINC AUSTRALIA PTY PTD	Winc CPP Operations	57.11
19/05/2022	\$APINVCE	9039093636	WINC AUSTRALIA PTY PTD	Standing order for Level 2 Kitchen Consu	175.89
19/05/2022	\$APINVCE	9039091048	WINC AUSTRALIA PTY PTD	ICT Stationery and Catering Supplie 2021	347.40
19/05/2022	\$APINVCE	9039106018	WINC AUSTRALIA PTY PTD	Winc	231.97
19/05/2022	\$APINVCE	9039103662	WINC AUSTRALIA PTY PTD	Stationery and cleaning supplies for Par	8.12
19/05/2022	\$APINVCE	9039092366	WINC AUSTRALIA PTY PTD	Stationery Supplies, catering supplies,	216.43
		<b>Cheque/EFT Number 225835</b>	<b>FOOD TECHNOLOGY SERVICES PTY LTD</b>		<b>23,763.96</b>



**Schedule of Accounts Paid - Municipal Fund**  
For the Period :01/05/2022-31/05/2022

Payment Date	Document Type	Invoice Number	Payee	Payment Details	Payment Amount
19/05/2022	\$APINVCE	00004730	FOOD TECHNOLOGY SERVICES PTY LTD	Food Business and Public Building Inspec	23,763.96
<b>Cheque/EFT Number 225836</b>					<b>1,452.00</b>
19/05/2022	\$APINVCE	00001942	The Trustee for Clarke Family Trust t/as Creative Spaces	The Trustee for Clarke Family Trust t/as Creative Spac Contractors to complete research and pro	1,452.00
<b>Cheque/EFT Number 225837</b>					<b>82,667.61</b>
19/05/2022	\$APINVCE	00008310	ACE SECURITY AND EVENTS SERVICES	Ace Security - CPP Operations Mobile/Sta	6,656.89
19/05/2022	\$APINVCE	00008309	ACE SECURITY AND EVENTS SERVICES	Ace Security - CPP Operations Mobile/Sta	72,353.93
19/05/2022	\$APINVCE	00008311	ACE SECURITY AND EVENTS SERVICES	Ace Security - CPP Operations Mobile/Sta	3,656.79
<b>Cheque/EFT Number 225838</b>					<b>343.20</b>
19/05/2022	\$APINVCE	INV-24477	EDUCA LIMITED	Online portfolios only company with it's	114.40
19/05/2022	\$APINVCE	INV-24786	EDUCA LIMITED	Online portfolios only company with it's	114.40
19/05/2022	\$APINVCE	INV-23439	EDUCA LIMITED	Online portfolios only company with it's	114.40
<b>Cheque/EFT Number 225839</b>					<b>3,008.50</b>
19/05/2022	\$APINVCE	VI061107	VERIS AUSTRALIA PTY LTD	For GRP Scanning of Fire Station Car Par	3,008.50
<b>Cheque/EFT Number 225840</b>					<b>442.20</b>
19/05/2022	\$APINVCE	83872SM	ESSENTIAL FIRE SERVICES PTY LTD	FIGURES ARE AN ESTIMATE ONLY, BASED ON A	442.20
<b>Cheque/EFT Number 225841</b>					<b>3,850.00</b>
19/05/2022	\$APINVCE	WIZZTS030	MARK KELLY T/AS WIZARD TRAINING SOLUTIONS	Wizard Training Solutions - Dealing with	3,850.00
<b>Cheque/EFT Number 225842</b>					<b>23,854.90</b>
19/05/2022	\$APINVCE	166166	SUEZ RECYCLING & RECOVERY PTY LTD	SIDELIFT OPERATIONS OF CRAWLEY/NEDLANDS	6,160.00
19/05/2022	\$APINVCE	48221814	SUEZ RECYCLING & RECOVERY PTY LTD	Provision of Waste Disposal Commingle T	10,559.09
19/05/2022	\$APINVCE	48260531	SUEZ RECYCLING & RECOVERY PTY LTD	Parks Refuse & Greenswaste Disposal	7,135.81
<b>Cheque/EFT Number 225843</b>					<b>11,092.64</b>
19/05/2022	\$APINVCE	9055	ENVIRO INFRASTRUCTURE PTY LTD	Enviro Quote dated 23/12/21 for Bollard	2,333.73
19/05/2022	\$APINVCE	9273	ENVIRO INFRASTRUCTURE PTY LTD	His Majesty's Theatre - Security Door Ga	716.46
19/05/2022	\$APINVCE	9183	ENVIRO INFRASTRUCTURE PTY LTD	Weld Repairs to Hopper for Isuzu Rubbish	355.30
19/05/2022	\$APINVCE	9335	ENVIRO INFRASTRUCTURE PTY LTD	Weld Repairs to Hopper for Isuzu Rubbish	462.83
19/05/2022	\$APINVCE	9056	ENVIRO INFRASTRUCTURE PTY LTD	Enviro Quote dated 12/01/22 for fabricat	6,512.07
19/05/2022	\$APINVCE	9059	ENVIRO INFRASTRUCTURE PTY LTD	Enviro Infrastructure Welding of Red Ben	712.25
<b>Cheque/EFT Number 225844</b>					<b>6,308.50</b>
19/05/2022	\$APINVCE	P859501	VOCUS PTY LTD	New contract for Internet and Ethernet S	6,308.50
<b>Cheque/EFT Number 225845</b>					<b>2,291.00</b>
19/05/2022	\$APINVCE	0104660	CENTRAL CITY HEALTH PROFESSIONALS	Parking Podiatry 21/22	154.00
19/05/2022	\$APINVCE	0104612	CENTRAL CITY HEALTH PROFESSIONALS	Parking Podiatry 21/22	179.00
19/05/2022	\$APINVCE	0104599	CENTRAL CITY HEALTH PROFESSIONALS	Parking Podiatry 21/22	154.00
19/05/2022	\$APINVCE	0104633	CENTRAL CITY HEALTH PROFESSIONALS	Parking Podiatry 21/22	154.00
19/05/2022	\$APINVCE	0104655	CENTRAL CITY HEALTH PROFESSIONALS	Parking Podiatry 21/22	154.00
19/05/2022	\$APINVCE	0104647	CENTRAL CITY HEALTH PROFESSIONALS	Parking Podiatry 21/22	110.00
19/05/2022	\$APINVCE	0104626	CENTRAL CITY HEALTH PROFESSIONALS	Parking Podiatry 21/22	154.00
19/05/2022	\$APINVCE	0104622	CENTRAL CITY HEALTH PROFESSIONALS	Parking Podiatry 21/22	154.00
19/05/2022	\$APINVCE	0104614	CENTRAL CITY HEALTH PROFESSIONALS	Parking Podiatry 21/22	154.00
19/05/2022	\$APINVCE	0104596	CENTRAL CITY HEALTH PROFESSIONALS	Parking Podiatry 21/22	154.00
19/05/2022	\$APINVCE	0104597	CENTRAL CITY HEALTH PROFESSIONALS	Parking Podiatry 21/22	154.00
19/05/2022	\$APINVCE	0104536	CENTRAL CITY HEALTH PROFESSIONALS	Parking Podiatry 21/22	154.00
19/05/2022	\$APINVCE	0104697	CENTRAL CITY HEALTH PROFESSIONALS	Parking Podiatry 21/22	154.00
19/05/2022	\$APINVCE	0104696	CENTRAL CITY HEALTH PROFESSIONALS	Parking Podiatry 21/22	154.00
19/05/2022	\$APINVCE	0104709	CENTRAL CITY HEALTH PROFESSIONALS	Parking Podiatry 21/22	154.00
<b>Cheque/EFT Number 225846</b>					<b>443.27</b>
19/05/2022	\$APINVCE	IN000057891	INLOGIK PTY LIMITED	Promaster July2021-June2022	443.27
<b>Cheque/EFT Number 225847</b>					<b>1,091.20</b>
19/05/2022	\$APINVCE	666883	Screenlink Pty Ltd t/as Aussie-IT, Batteries Plus	New Battery x 2 for Large Mercedes Rubbi	1,091.20
<b>Cheque/EFT Number 225848</b>					<b>42.40</b>
19/05/2022	\$APINVCE	32702	LENARA NOMINEES PTY LTD T/AS PERTH NEWS DELIVERY	LENARA NOMINEES PTY LTD T/AS PERTH NEWS DELIV West Australian Newspaper for Office of	42.40
<b>Cheque/EFT Number 225849</b>					<b>7,603.20</b>
19/05/2022	\$APINVCE	INV-00060449	AUSTRALIAN PARKING AND REVENUE CONTROL PTY LTD	AUSTRALIAN PARKING AND REVENUE CONTROL PTY L PDA hosting costs for parking, rangers a	7,603.20
<b>Cheque/EFT Number 225850</b>					<b>770.00</b>
19/05/2022	\$APINVCE	00000961	The Trustee for Olman & Sharna Walley Family Trust t/as Boorloo Aboriginal Cultu	The Trustee for Olman & Sharna Walley Family Trust t Event Programming - HPW 22 - Boorloo Abo	770.00
<b>Cheque/EFT Number 225851</b>					<b>25,630.74</b>
19/05/2022	\$APINVCE	967139714	CHEVRON AUSTRALIA DOWNSTREAM FUELS PTY LTD	Depot Fuel	25,630.74
<b>Cheque/EFT Number 225852</b>					<b>1,520.29</b>
19/05/2022	\$APINVCE	2225	TSTEE GREEN F/TRUST & TSTEE HOOD F/TRUST T/A O Milk Supply for Level 5		148.46
19/05/2022	\$APINVCE	2231	TSTEE GREEN F/TRUST & TSTEE HOOD F/TRUST T/A O Catering Milk supplies		110.10
19/05/2022	\$APINVCE	2216	TSTEE GREEN F/TRUST & TSTEE HOOD F/TRUST T/A O Milk supply Level 6 21/22		109.76
19/05/2022	\$APINVCE	2223	TSTEE GREEN F/TRUST & TSTEE HOOD F/TRUST T/A O LG Hub milk supplies for 2021-22		251.84
19/05/2022	\$APINVCE	2232	TSTEE GREEN F/TRUST & TSTEE HOOD F/TRUST T/A O Milk for parking crib rooms and technica		128.94
19/05/2022	\$APINVCE	2230	TSTEE GREEN F/TRUST & TSTEE HOOD F/TRUST T/A O Level 8 milk delivery 2021/22		85.54
19/05/2022	\$APINVCE	2229	TSTEE GREEN F/TRUST & TSTEE HOOD F/TRUST T/A O iCity Kiosk Milk Supply		22.00
19/05/2022	\$APINVCE	2227	TSTEE GREEN F/TRUST & TSTEE HOOD F/TRUST T/A O Standing order for Level 2 milk supplies		126.46
19/05/2022	\$APINVCE	2228	TSTEE GREEN F/TRUST & TSTEE HOOD F/TRUST T/A O Milk for Level 7 - HR and City Records.		66.47
19/05/2022	\$APINVCE	2149	TSTEE GREEN F/TRUST & TSTEE HOOD F/TRUST T/A O CPP Operations Milk		218.90
19/05/2022	\$APINVCE	2226	TSTEE GREEN F/TRUST & TSTEE HOOD F/TRUST T/A O Red Room and Level 4 Milk 2021-22 PO to		207.82
19/05/2022	\$APINVCE	2279	TSTEE GREEN F/TRUST & TSTEE HOOD F/TRUST T/A O Citiplace Rest Centre milk supply		44.00
<b>Cheque/EFT Number 225853</b>					<b>171.20</b>
19/05/2022	\$APINVCE	494266036	DULUXGROUP(AUSTRALIA)PTY LTD T/AS DULUX AUSTRALIA	DULUXGROUP(AUSTRALIA)PTY LTD T/AS DULUX AUST Paint and Hardware Supplies for Use in G	171.20
<b>Cheque/EFT Number 225854</b>					<b>609.45</b>
19/05/2022	\$APINVCE	HUB967916111	GOLDFOAM INVESTMENTS PTY LTD T/AS MIDLAND MOWERS	GOLDFOAM INVESTMENTS PTY LTD T/AS MIDLAND M Replacement Brush Cutter for Parks	609.45
<b>Cheque/EFT Number 225855</b>					<b>574.40</b>
19/05/2022	\$APINVCE	1870145569	GPC Asia Pacific Pty Ltd T/AS NAPA	Drive PTO Belts for Parks Mower	257.40
19/05/2022	\$APINVCE	1870145755	GPC Asia Pacific Pty Ltd T/AS NAPA	Drive PTO Belts for Parks Mower	317.00
<b>Cheque/EFT Number 225856</b>					<b>3,575.77</b>
19/05/2022	\$APINVCE	160957	HERITAGE WAY PTY LTD (DOMUS NURSERY)	Plants for the Malls.	2,534.95



**Schedule of Accounts Paid - Municipal Fund**  
For the Period :01/05/2022-31/05/2022

Payment Date	Document Type	Invoice Number	Payee	Payment Details	Payment Amount
19/05/2022	\$APINVCE	160733	HERITAGE WAY PTY LTD (DOMUS NURSERY)	Australian native plants for Council Hou	1,040.82
<b>Cheque/EFT Number 225857</b>			<b>RICOH AUSTRALIA PTY LTD</b>		<b>4,713.10</b>
19/05/2022	\$APINVCE	14219921	RICOH AUSTRALIA PTY LTD	Blanket order for 2021/22 COP Ricoh Cont	4,713.10
<b>Cheque/EFT Number 225858</b>			<b>PERTH INTERNATIONAL ARTS FESTIVAL LTD T/AS PERTH FESTIVAL</b>		<b>55,000.00</b>
19/05/2022	\$APINVCE	001455	PERTH INTERNATIONAL ARTS FESTIVAL LTD T/AS PER	Perth Festival Sponsorship	55,000.00
<b>Cheque/EFT Number 225859</b>			<b>AQUAMONIX PTY LTD</b>		<b>165.00</b>
19/05/2022	\$APINVCE	68797	AQUAMONIX PTY LTD	Irrigation Central Control Migration and	165.00
<b>Cheque/EFT Number 225860</b>			<b>PRICE CONSULTING GROUP PTY LTD</b>		<b>2,839.38</b>
19/05/2022	\$APINVCE	5253	PRICE CONSULTING GROUP PTY LTD	Price Recruitment Consultants	2,839.38
<b>Cheque/EFT Number 225861</b>			<b>THE GRIFFITH FAMILY TRUST T/AS SUPERSTOCK SERVICES SUPERSTOCK FOOD SERVICES</b>		<b>98.37</b>
19/05/2022	\$APINVCE	40497560	THE GRIFFITH FAMILY TRUST T/AS SUPERSTOCK SERV	Milk for Child Care	42.57
19/05/2022	\$APINVCE	40497561	THE GRIFFITH FAMILY TRUST T/AS SUPERSTOCK SERV	Superstock Food Services supply fruit ju	55.80
<b>Cheque/EFT Number 225862</b>			<b>Stylelite Pty Ltd t/asStylelite Pty Ltd</b>		<b>1,980.00</b>
19/05/2022	\$APINVCE	00124065	Stylelite Pty Ltd t/asStylelite Pty Ltd	50w solar street lights for Dog Park	1,980.00
<b>Cheque/EFT Number 225863</b>			<b>Rooforce Facility Services Pty Ltd</b>		<b>13,285.02</b>
19/05/2022	\$APINVCE	IV00000001567	Rooforce Facility Services Pty Ltd	PO to pay outstanding invoices.	6,361.84
19/05/2022	\$APINVCE	IV00000001581	Rooforce Facility Services Pty Ltd	PO to pay outstanding invoices.	6,923.18
<b>Cheque/EFT Number 225864</b>			<b>Initiative Media Australia Pty Ltd</b>		<b>43,420.18</b>
19/05/2022	\$APINVCE	71167	Initiative Media Australia Pty Ltd	Heritage Perth Weekend - Digital - Digi	792.00
19/05/2022	\$APINVCE	71164	Initiative Media Australia Pty Ltd	Heritage Perth Weekend - Radio - 30 seco	504.90
19/05/2022	\$APINVCE	71166	Initiative Media Australia Pty Ltd	Heritage Perth Weekend - Press - Press d	850.33
19/05/2022	\$APCREDIT	71160	Initiative Media Australia Pty Ltd	Initiative Medi	9,174.83
19/05/2022	\$APCREDIT	71163	Initiative Media Australia Pty Ltd	Initiative Medi	13,944.19
19/05/2022	\$APINVCE	5001019472	Initiative Media Australia Pty Ltd	Scope of work for the City of Perth Park	2,140.29
19/05/2022	\$APINVCE	5001019471	Initiative Media Australia Pty Ltd	Perth is Ok media partnership supporting	1,136.74
19/05/2022	\$APCREDIT	71161	Initiative Media Australia Pty Ltd	Initiative Medi	3,469.64
19/05/2022	\$APINVCE	5001014384	Initiative Media Australia Pty Ltd	Scope of work costing for the 2021 Chris	11,407.26
<b>Cheque/EFT Number 225865</b>			<b>Toni Macarla Routledge t/as Perth Piano Care</b>		<b>0.00</b>
24/05/2022	\$CANCHQ	225865	Toni Macarla Routledge t/as Perth Piano Care	Piano Tuning	550.00
24/05/2022	\$FTP	225865	Toni Macarla Routledge t/as Perth Piano Care	Piano Tuning - Cancelled	-550.00
<b>Cheque/EFT Number 225866</b>			<b>KAMBARANG SERVICES PTY LTD</b>		<b>2,475.00</b>
19/05/2022	\$APINVCE	INV-003132	KAMBARANG SERVICES PTY LTD	Facilitation of the Elders Advisory Grou	2,475.00
<b>Cheque/EFT Number 225867</b>			<b>THE TRUSTEE FOR THE QUITO PTY LTD T/AS BENARA NURSERIES</b>		<b>3,011.86</b>
19/05/2022	\$APINVCE	360400	THE TRUSTEE FOR THE QUITO PTY LTD T/AS BENARA	Plants for Council House and City Place	2,976.71
19/05/2022	\$APINVCE	360057	THE TRUSTEE FOR THE QUITO PTY LTD T/AS BENARA	Plants for Council House and City Place	35.15
<b>Cheque/EFT Number 225868</b>			<b>BERNARD CARNEY</b>		<b>960.00</b>
19/05/2022	\$APINVCE	243	BERNARD CARNEY	CARNEY, BERNARD - COORDINATE AND COMPERE	960.00
<b>Cheque/EFT Number 225869</b>			<b>Equilibrium Interactive Pty Ltd</b>		<b>36,256.00</b>
19/05/2022	\$APINVCE	9956	Equilibrium Interactive Pty Ltd	Search Engine Optimisation, Data and Ana	5,456.00
19/05/2022	\$APINVCE	10026	Equilibrium Interactive Pty Ltd	Digital Strategy Project	30,800.00
<b>Cheque/EFT Number 225870</b>			<b>THE TRUSTEE FOR PAM FAMILY TRUST T/AS PROFESSIONAL ARTS MANAGEMENT</b>		<b>1,012.00</b>
19/05/2022	\$APINVCE	PAM0206	THE TRUSTEE FOR PAM FAMILY TRUST T/AS PROFESS	Elder portrait setup on Friday 29 April	506.00
19/05/2022	\$APINVCE	PAM0204	THE TRUSTEE FOR PAM FAMILY TRUST T/AS PROFESS	PAM services to pack and transport artwo	506.00
<b>Cheque/EFT Number 225871</b>			<b>Tyres 4U Pty Limited</b>		<b>3,435.30</b>
19/05/2022	\$APINVCE	XX888625	Tyres 4U Pty Limited	New Tyres for Rubbish Truck and Wheel Ro	1,882.76
19/05/2022	\$APINVCE	XX884012	Tyres 4U Pty Limited	New Tyres for Rubbish Truck and Wheel Ro	101.64
19/05/2022	\$APINVCE	PS859371	Tyres 4U Pty Limited	Disposal of Scrap tyres x 77 - Truck / L	1,450.90
<b>Cheque/EFT Number 225872</b>			<b>Farquhar, Misty-Glo Belinda t/as Little Pride Pin Shop</b>		<b>400.00</b>
19/05/2022	\$APINVCE	000058	Farquhar, Misty-Glo Belinda t/as Little Pride Pin Shop	First Nations Pins (\$5.00 ea.) x 100 All	400.00
<b>Cheque/EFT Number 225873</b>			<b>Hoban Recruitment Pty Ltd</b>		<b>13,683.10</b>
19/05/2022	\$APINVCE	HPL31697	Hoban Recruitment Pty Ltd	Balance of Payment for Henri Ramonfosse	2,201.63
19/05/2022	\$APINVCE	HPL45972	Hoban Recruitment Pty Ltd	Depot Mechanic Labour Hire - Henri Ramon	1,488.96
19/05/2022	\$APINVCE	HPL42053	Hoban Recruitment Pty Ltd	Depot Mechanic Labour Hire - Henri Ramon	2,201.63
19/05/2022	\$APINVCE	HPL51373	Hoban Recruitment Pty Ltd	CPP Operations Contract Labour Hire. WAL	4,501.17
19/05/2022	\$APINVCE	HPL51370	Hoban Recruitment Pty Ltd	Contract Technician Joe Bai from Hoban	1,392.27
19/05/2022	\$APINVCE	HPL51372	Hoban Recruitment Pty Ltd	PIO Agency Staff	1,897.44
<b>Cheque/EFT Number 225874</b>			<b>Absolute Stone Paving P/L</b>		<b>185,878.62</b>
19/05/2022	\$APINVCE	24500-17	Absolute Stone Paving P/L	Roe Street - Granite Kerbs & Pavers This	185,878.62
<b>Cheque/EFT Number 225875</b>			<b>MM Plastics Pty Ltd</b>		<b>1,050.64</b>
19/05/2022	\$APINVCE	GSSI0853505	MM Plastics Pty Ltd	MM Plastics T/as Graphic Art Mart	1,050.64
<b>Cheque/EFT Number 225876</b>			<b>ASPECT Studios Pty Ltd t/as Urban&amp;Public</b>		<b>4,477.00</b>
19/05/2022	\$APINVCE	6462	ASPECT Studios Pty Ltd t/as Urban&Public	CONSULTANCY FOR CLAISEBROOK WAYFINDING U	4,477.00
<b>Cheque/EFT Number 225877</b>			<b>BELL TRADING TRUST T/AS NORTH STAR SECURITY</b>		<b>9,256.78</b>
19/05/2022	\$APINVCE	31666	BELL TRADING TRUST T/AS NORTH STAR SECURITY	VARIOUS SITES - REACTIVE MAINTENANCE 202	211.75
19/05/2022	\$APINVCE	31614	BELL TRADING TRUST T/AS NORTH STAR SECURITY	VARIOUS SITES - REACTIVE MAINTENANCE 202	5,844.30
19/05/2022	\$APINVCE	31638	BELL TRADING TRUST T/AS NORTH STAR SECURITY	VARIOUS SITES - REACTIVE MAINTENANCE 202	3,200.73
<b>Cheque/EFT Number 225878</b>			<b>GO DOORS PTY LTD t/as GO DOORS</b>		<b>528.00</b>
19/05/2022	\$APINVCE	99482	GO DOORS PTY LTD t/as GO DOORS	City of Perth Autodoor reactive maintena	528.00
<b>Cheque/EFT Number 225879</b>			<b>The Trustee for B &amp; M Bergsma Family Trust t/as Coastline Mower World</b>		<b>6,237.55</b>
19/05/2022	\$APINVCE	32162#5	The Trustee for B & M Bergsma Family Trust t/as Coa	Replacement of Stolen Parts Stihl Produc	6,237.55
<b>Cheque/EFT Number 225880</b>			<b>The Trustee for Epic Trust &amp; The Trustee for Tayla Trust t/a Bonita Stone</b>		<b>12,806.64</b>
19/05/2022	\$APINVCE	INV-4723	The Trustee for Epic Trust & The Trustee for Tayla Tru	Depot Stock	7,114.80
19/05/2022	\$APINVCE	INV-4718	The Trustee for Epic Trust & The Trustee for Tayla Tru	Stores Stock	5,691.84
<b>Cheque/EFT Number 225881</b>			<b>KPMG</b>		<b>37,699.42</b>
19/05/2022	\$APINVCE	821440440	KPMG	RFQ EXM000062 Internal Audit Services -	37,699.42
<b>Cheque/EFT Number 225882</b>			<b>The Trustee for Northbridge Enterprises Unit Trust t/as BBC Entertainment</b>		<b>473.00</b>
19/05/2022	\$APINVCE	2297404	The Trustee for Northbridge Enterprises Unit Trust t/	Ezereve Citizenship Performance 6 April	473.00
<b>Cheque/EFT Number 225883</b>			<b>JB Legal Partners Pty Ltd</b>		<b>17,689.43</b>
19/05/2022	\$APINVCE	3214	JB Legal Partners Pty Ltd	Engagement of JB Legal as Legal Counsel	17,689.43
<b>Cheque/EFT Number 225884</b>			<b>Realestate.com.au Pty Ltd</b>		<b>3,252.85</b>



**Schedule of Accounts Paid - Municipal Fund**  
For the Period :01/05/2022-31/05/2022

Payment Date	Document Type	Invoice Number	Payee	Payment Details	Payment Amount
19/05/2022	\$APINVCE	INRE002130256	Realestate.com.au Pty Ltd	Real Commercial Standard Subscription 20	3,252.85
<b>Cheque/EFT Number 225885</b>					<b>432.60</b>
19/05/2022	\$APINVCE	316237	FreshExchange Pty Ltd	Fresh fruit & Vegetables.	99.57
19/05/2022	\$APINVCE	316245	FreshExchange Pty Ltd	Delivery of Fruit and Vegetables to Chil	167.32
19/05/2022	\$APINVCE	316391	FreshExchange Pty Ltd	Fresh fruit & Vegetables.	165.71
<b>Cheque/EFT Number 225886</b>					<b>4,488.00</b>
19/05/2022	\$APINVCE	43079	The Trustee for Simpson Family Trust t/as Miracle Rec Spin-a-lot - item added to Rod Evans Pla		4,488.00
<b>Cheque/EFT Number 225887</b>					<b>120.00</b>
19/05/2022	\$APINVCE	509057	Department of Transport	Vehicle Registration Searches - Victoria	120.00
<b>Cheque/EFT Number 225888</b>					<b>12,980.00</b>
19/05/2022	\$APINVCE	00144518	Office Cleaning Experts Pty Ltd t/as OCE Corporate Cl	Planned Window Cleaning for City of Pert	9,460.00
19/05/2022	\$APINVCE	00144519	Office Cleaning Experts Pty Ltd t/as OCE Corporate Cl	Planned Window Cleaning for City of Pert	3,520.00
<b>Cheque/EFT Number 225889</b>					<b>320.00</b>
19/05/2022	\$APINVCE	220402	Chelsea Victoria Hayes	supporting business during COVID-19 blog	160.00
19/05/2022	\$APINVCE	220501	Chelsea Victoria Hayes	staycay blog	160.00
<b>Cheque/EFT Number 225890</b>					<b>160.00</b>
19/05/2022	\$APINVCE	28	Maria Eugenia D'Angelo	Chair Yoga/Zumba classes when Lucy is no	160.00
<b>Cheque/EFT Number 225891</b>					<b>2,951.59</b>
19/05/2022	\$APINVCE	55636	On Tap Plumbing & Gas Pty Ltd	VARIOUS SITES - UNPLANNED PLUMBING SERVI	662.12
19/05/2022	\$APINVCE	55629	On Tap Plumbing & Gas Pty Ltd	VARIOUS SITES - UNPLANNED PLUMBING SERVI	450.10
19/05/2022	\$APINVCE	55572	On Tap Plumbing & Gas Pty Ltd	VARIOUS SITES - UNPLANNED PLUMBING SERVI	156.68
19/05/2022	\$APINVCE	55635	On Tap Plumbing & Gas Pty Ltd	VARIOUS SITES - UNPLANNED PLUMBING SERVI	85.80
19/05/2022	\$APINVCE	55492	On Tap Plumbing & Gas Pty Ltd	VARIOUS SITES - UNPLANNED PLUMBING SERVI	85.80
19/05/2022	\$APINVCE	51761	On Tap Plumbing & Gas Pty Ltd	VARIOUS SITES - UNPLANNED PLUMBING SERVI	107.25
19/05/2022	\$APINVCE	51846	On Tap Plumbing & Gas Pty Ltd	VARIOUS SITES - UNPLANNED PLUMBING SERVI	94.49
19/05/2022	\$APINVCE	51847	On Tap Plumbing & Gas Pty Ltd	VARIOUS SITES - UNPLANNED PLUMBING SERVI	107.70
19/05/2022	\$APINVCE	54202	On Tap Plumbing & Gas Pty Ltd	Repair drinking fountain in moore street	772.65
19/05/2022	\$APINVCE	55381	On Tap Plumbing & Gas Pty Ltd	VARIOUS SITES - UNPLANNED PLUMBING SERVI	128.70
19/05/2022	\$APINVCE	55375	On Tap Plumbing & Gas Pty Ltd	VARIOUS SITES - UNPLANNED PLUMBING SERVI	85.80
19/05/2022	\$APINVCE	55427	On Tap Plumbing & Gas Pty Ltd	VARIOUS SITES - UNPLANNED PLUMBING SERVI	107.25
19/05/2022	\$APINVCE	55428	On Tap Plumbing & Gas Pty Ltd	VARIOUS SITES - UNPLANNED PLUMBING SERVI	107.25
<b>Cheque/EFT Number 225892</b>					<b>1,903.37</b>
19/05/2022	\$APINVCE	12689	Maxey Plumbing Pty Ltd	VARIOUS SITES - UNPLANNED PLUMBING SERVI	396.00
19/05/2022	\$APINVCE	11982	Maxey Plumbing Pty Ltd	VARIOUS SITES - UNPLANNED PLUMBING SERVI	813.35
19/05/2022	\$APINVCE	12649	Maxey Plumbing Pty Ltd	VARIOUS SITES - UNPLANNED PLUMBING SERVI	155.32
19/05/2022	\$APINVCE	12669	Maxey Plumbing Pty Ltd	VARIOUS SITES - UNPLANNED PLUMBING SERVI	538.70
<b>Cheque/EFT Number 225893</b>					<b>2,156.00</b>
19/05/2022	\$APINVCE	INV-0302	Teorahou Pty Ltd t/as Edge Workshop	Edge Workshop	2,156.00
<b>Cheque/EFT Number 225894</b>					<b>150.00</b>
19/05/2022	\$APINVCE	202209	Danilo Pereira	Tuesday Morning Show D Paz 29 March 22	150.00
<b>Cheque/EFT Number 225895</b>					<b>290.40</b>
19/05/2022	\$APINVCE	156352/01	Sigma Companies Group Pty Ltd	Pool testing reagents	290.40
<b>Cheque/EFT Number 225896</b>					<b>25,816.99</b>
19/05/2022	\$APINVCE	S104865	The Trustee for AOC Unit Trust t/as Absolute Office C	Quote 25283 for supply of 25 x Sit stand	25,816.99
<b>Cheque/EFT Number 225897</b>					<b>3,273.89</b>
19/05/2022	\$APINVCE	1-10097	JDSi Consulting Engineers Pty Ltd	Continuation of Civil Engineering suppor	3,273.89
<b>Cheque/EFT Number 225898</b>					<b>5,000.00</b>
19/05/2022	\$APINVCE	INV-0032	Markelife Pty Ltd t/as Perth Makers Market	Perth Makers Market - Easter Long Weeken	5,000.00
<b>Cheque/EFT Number 225899</b>					<b>2,400.00</b>
19/05/2022	\$APINVCE	INV09869	The Busy Group Ltd t/as BUSY At Work Skill360	Yvonne Honmon - Skills Co-contribution f	2,400.00
<b>Cheque/EFT Number 225900</b>					<b>328.90</b>
19/05/2022	\$APINVCE	SO129527	The Hatchery (Hub) Pty Ltd	Professional Development SFerguson Let g	328.90
<b>Cheque/EFT Number 225901</b>					<b>946.00</b>
19/05/2022	\$APINVCE	INV-3509	BLJ AUSTRALIA	Audit Services for Iron Mountain	946.00
<b>Cheque/EFT Number 225902</b>					<b>100.71</b>
19/05/2022	\$APINVCE	4031057766	Boc Gases Australia Ltd	Hire Of Gases Bottles for Depot	100.71
<b>Cheque/EFT Number 225903</b>					<b>235.68</b>
19/05/2022	\$APINVCE	INV0165140	BOFFINS BOOKSHOP PTY LTD	Library Stock Purchases for Junior Ficti	235.68
<b>Cheque/EFT Number 225904</b>					<b>23,267.30</b>
19/05/2022	\$APCREDT	9427034420	AMPOL AUSTRALIA PETROLEUM PTY LTD	Invoice 9426911152	-164.34
19/05/2022	\$APINVCE	9426911152	AMPOL AUSTRALIA PETROLEUM PTY LTD	Diesel Fuel For City Watch Depot - Parks	3,282.44
19/05/2022	\$APINVCE	9426985029	AMPOL AUSTRALIA PETROLEUM PTY LTD	Depot Bulk Fuel	20,149.20
<b>Cheque/EFT Number 225905</b>					<b>5,500.00</b>
19/05/2022	\$APINVCE	435050	CHAMBER OF COMMERCE & INDUSTRY OF WA INC	High value support for businesses within	5,500.00
<b>Cheque/EFT Number 225906</b>					<b>6,458.28</b>
19/05/2022	\$APINVCE	61302	City of Subiaco	LSL Liabiltiy for City of Subiaco - Kat	6,458.28
<b>Cheque/EFT Number 225907</b>					<b>1,983.71</b>
19/05/2022	\$APINVCE	INV-36411	CLASSIC TREE SERVICES	Street Tree Pruning, Removal and Arboric	551.71
19/05/2022	\$APINVCE	INV-36379	CLASSIC TREE SERVICES	Street Tree Pruning, Removal and Arboric	1,432.00
<b>Cheque/EFT Number 225908</b>					<b>1,582.77</b>
19/05/2022	\$APCREDT	CN620626	DARDANUP BUTCHERING UNIT TRUST T/AS DARDANUP	Invoice BL620626	-493.52
19/05/2022	\$APINVCE	BL630607	DARDANUP BUTCHERING UNIT TRUST T/AS DARDANUP	Meat for Child Care	219.40
19/05/2022	\$APINVCE	BL629864	DARDANUP BUTCHERING UNIT TRUST T/AS DARDANUP	Dardanup - meat supply for Community Cen	1,051.00
19/05/2022	\$APINVCE	BL626479	DARDANUP BUTCHERING UNIT TRUST T/AS DARDANUP	Meat for Child Care	235.62
19/05/2022	\$APINVCE	BL630368	DARDANUP BUTCHERING UNIT TRUST T/AS DARDANUP	Dardanup - meat supply for Community Cen	570.27
<b>Cheque/EFT Number 225909</b>					<b>326.40</b>
19/05/2022	\$APINVCE	1183248	LANDGATE	Landgate Enquiries 2021/2022	326.40
<b>Cheque/EFT Number 225910</b>					<b>609,771.00</b>
19/05/2022	\$HRPAYJNL	F 6/05/2022	DEPUTY COMMISSIONER OF TAXATION	HELP	11,924.00
19/05/2022	\$HRPAYJNL	F 6/05/2022	DEPUTY COMMISSIONER OF TAXATION	Extra Tax	1,866.00



**Schedule of Accounts Paid - Municipal Fund**  
For the Period :01/05/2022-31/05/2022

Payment Date	Document Type	Invoice Number	Payee	Payment Details	Payment Amount
19/05/2022	\$HRPAYJNL	F 6/05/2022	DEPUTY COMMISSIONER OF TAXATION	Withholding Tax (PAYG)	437,216.00
19/05/2022	\$HRPAYJNL	EF 6/05/2022	DEPUTY COMMISSIONER OF TAXATION	TSL	70.00
19/05/2022	\$HRPAYJNL	EF 6/05/2022	DEPUTY COMMISSIONER OF TAXATION	HELP	1,816.00
19/05/2022	\$HRPAYJNL	EF 6/05/2022	DEPUTY COMMISSIONER OF TAXATION	Extra Tax	650.00
19/05/2022	\$HRPAYJNL	EF 6/05/2022	DEPUTY COMMISSIONER OF TAXATION	Withholding Tax (PAYG)	113,878.00
19/05/2022	\$HRPAYJNL	F 6/05/2022	DEPUTY COMMISSIONER OF TAXATION	HELP	274.00
19/05/2022	\$HRPAYJNL	F 6/05/2022	DEPUTY COMMISSIONER OF TAXATION	ETP Tax (Code O)	388.00
19/05/2022	\$HRPAYJNL	F 6/05/2022	DEPUTY COMMISSIONER OF TAXATION	Withholding Tax (PAYG)	39,905.00
19/05/2022	\$HRPAYJNL	F 29/04/2022	DEPUTY COMMISSIONER OF TAXATION	Withholding Tax (PAYG)	1,302.00
19/05/2022	\$HRPAYJNL	F 6/05/2022	DEPUTY COMMISSIONER OF TAXATION	SFSS	482.00
<b>Cheque/EFT Number 225911</b>					<b>113.50</b>
19/05/2022	\$APINVCE	975133	THE TRUSTEE FOR ILLION AUSTRALIA UNIT TRUST T/A Debt Collection Service to retrieve over		113.50
<b>Cheque/EFT Number 225912</b>					<b>6,507.27</b>
19/05/2022	\$APINVCE	30535	Ellenby Tree Farm Pty Ltd	Urban Forest - Kings Park Seed Trees. 10	3,217.50
19/05/2022	\$APINVCE	30534	Ellenby Tree Farm Pty Ltd	Urban Forest infill planting program Tra	3,289.77
<b>Cheque/EFT Number 225913</b>					<b>361.98</b>
19/05/2022	\$APINVCE	11047989	FARINOSI & SONS PTY LTD	VARIOUS SITES - SUPPLY OF MINOR HARDWARE	37.50
19/05/2022	\$APINVCE	11050339	FARINOSI & SONS PTY LTD	Farinosi & Sons	20.25
19/05/2022	\$APINVCE	11049705	FARINOSI & SONS PTY LTD	VARIOUS SITES - SUPPLY OF MINOR HARDWARE	51.80
19/05/2022	\$APINVCE	11049888	FARINOSI & SONS PTY LTD	Farinosi & Sons	29.88
19/05/2022	\$APINVCE	11049711	FARINOSI & SONS PTY LTD	Farinosi & Sons	222.55
<b>Cheque/EFT Number 225914</b>					<b>96.82</b>
19/05/2022	\$APINVCE	144475	STRATAGREEN	Supply Tools as per quote Q000596	351.25
19/05/2022	\$APCREDIT	144727	STRATAGREEN	Invoice 144475	-254.43
<b>Cheque/EFT Number 225915</b>					<b>21,513.81</b>
19/05/2022	\$APINVCE	50841515	HAYS PERSONNEL SERVICES (AUST) PTY LTD	Sophie Thomas - Events Officer - 14 Janu	7,101.74
19/05/2022	\$APINVCE	50841514	HAYS PERSONNEL SERVICES (AUST) PTY LTD	Fabian Jas - Application Officer Buildin	9,499.56
19/05/2022	\$APINVCE	50841516	HAYS PERSONNEL SERVICES (AUST) PTY LTD	Hays Recruitment labour hire for Parks O	4,912.51
<b>Cheque/EFT Number 225916</b>					<b>3,273.60</b>
19/05/2022	\$APINVCE	INV-4347	Hocking Planning and Architecture Pty Ltd t/as Hockir Langley Park Pumping Station Heritage Co		3,273.60
<b>Cheque/EFT Number 225917</b>					<b>1,072.50</b>
19/05/2022	\$APINVCE	13417	The Trustee for Irrigation Consultants Unit Trust T/as Mardalup Park Irrigation Design		1,072.50
<b>Cheque/EFT Number 225918</b>					<b>3,542.00</b>
19/05/2022	\$APINVCE	R48138	INST OF PUBLIC WORKS ENGINEERING AUST LTD	Online training course in Asset Manageme	3,542.00
<b>Cheque/EFT Number 225919</b>					<b>20,817.56</b>
19/05/2022	\$APINVCE	228309	JASON SIGNMAKERS	Bus Shelter Replacement Program	20,817.56
<b>Cheque/EFT Number 225920</b>					<b>1,098.00</b>
19/05/2022	\$APINVCE	00001816	JOHN TIERNEY	Parking Vehicle Cleaning	588.00
19/05/2022	\$APINVCE	00001817	JOHN TIERNEY	Ranger Car Cleaning 21-22	240.00
19/05/2022	\$APINVCE	00001818	JOHN TIERNEY	Technical Services - Car Cleaning 2021/2	270.00
<b>Cheque/EFT Number 225921</b>					<b>81,079.95</b>
19/05/2022	\$APINVCE	00720915	The Trustee for Parker Trust t/as Lawn Doctor	Supply & Apply Biagra & Barricade Citywi	49,279.22
19/05/2022	\$APINVCE	00720916	The Trustee for Parker Trust t/as Lawn Doctor	City Wide Proturf Application	28,352.23
19/05/2022	\$APINVCE	00720917	The Trustee for Parker Trust t/as Lawn Doctor	Mow Heirisson Island	3,448.50
<b>Cheque/EFT Number 225922</b>					<b>1,815.00</b>
19/05/2022	\$APINVCE	85058	Light Application Pty Ltd	Supply and Delivery Luminaire Type 11 We	1,815.00
<b>Cheque/EFT Number 225923</b>					<b>5,925.00</b>
19/05/2022	\$APINVCE	32332	Magnetic Automation Pty Ltd t/as Hub Parking Techni	Datapark SLA Jan 2022 - Jun 2022 (6 Mon	5,925.00
<b>Cheque/EFT Number 225924</b>					<b>876.60</b>
19/05/2022	\$APCREDIT	39310	MARKETFORCE LTD	Early Settlement Discount March 2022	-24.11
19/05/2022	\$APCREDIT	39311	MARKETFORCE LTD	Early Settlement Discount March 2022	-74.99
19/05/2022	\$APCREDIT	43435	MARKETFORCE LTD	MARKETFORCE LTD	975.70
<b>Cheque/EFT Number 225925</b>					<b>11,908.35</b>
19/05/2022	\$APINVCE	SINV-045214	MINDARIE REGIONAL COUNCIL	Provision of Landfill Tipping - 2021/22	11,908.35
<b>Cheque/EFT Number 225926</b>					<b>7,192.89</b>
19/05/2022	\$APINVCE	22569	M P ROGERS & ASSOCIATES PTY LTD	This is an extension to PO 244517 EP For	6,301.89
19/05/2022	\$APINVCE	22547	M P ROGERS & ASSOCIATES PTY LTD	Double Tree Hilton Riverwall Peer Review	891.00
<b>Cheque/EFT Number 225927</b>					<b>664.44</b>
19/05/2022	\$APINVCE	2496	NOVA NEWSAGENCY	Purchase of Magazines & Newspapers for l	664.44
<b>Cheque/EFT Number 225928</b>					<b>5,307.63</b>
19/05/2022	\$APINVCE	21510934	RENTOKIL INIRIAL PTY LTD T/AS AMBIUS	VARIOUS SITES - PLANT MAINTENANCE 2021/2	4,258.97
19/05/2022	\$APINVCE	20322008	RENTOKIL INIRIAL PTY LTD T/AS AMBIUS	Requested by Scott Teymant	1,048.66
<b>Cheque/EFT Number 225929</b>					<b>454.85</b>
19/05/2022	\$APINVCE	156852/01	THE ROYAL LIFE SAVING SOCIETY WA INC	VARIOUS SITES -WATER FEATURE REACTIVE MA	454.85
<b>Cheque/EFT Number 225930</b>					<b>643.34</b>
19/05/2022	\$APINVCE	12794585	RSEA PTY LTD	New Uniforms for Veronika White (9488),	482.74
19/05/2022	\$APINVCE	12937007	RSEA PTY LTD	Safety Boots Nightshift - Rob Potter	160.60
<b>Cheque/EFT Number 225931</b>					<b>14,974.34</b>
19/05/2022	\$APINVCE	RA4498602	RANDSTAD PTY LTD	Temporary Staff Child Care	2,168.10
19/05/2022	\$APINVCE	RA4587622	RANDSTAD PTY LTD	Temporary Staff Child Care	231.26
19/05/2022	\$APINVCE	RA4486352	RANDSTAD PTY LTD	Temporary Staff Child Care	2,168.10
19/05/2022	\$APINVCE	RA4433932	RANDSTAD PTY LTD	Temporary Staff Child Care	1,734.48
19/05/2022	\$APINVCE	RA4461792	RANDSTAD PTY LTD	Temporary Staff Child Care	2,168.10
19/05/2022	\$APINVCE	RA4470107	RANDSTAD PTY LTD	Temporary Staff Child Care	1,734.48
19/05/2022	\$APINVCE	RA4541148	RANDSTAD PTY LTD	Temporary Staff Child Care	2,168.10
19/05/2022	\$APINVCE	RA4606811	RANDSTAD PTY LTD	Temporary Staff Child Care	867.24
19/05/2022	\$APINVCE	RA4596147	RANDSTAD PTY LTD	Temporary Staff Child Care	1,734.48
<b>Cheque/EFT Number 225932</b>					<b>568.54</b>
19/05/2022	\$APINVCE	SI446025	STATEWIDE CLEANING SUPPLIES	Statewide Cleaning Supplies for childcar	568.54
<b>Cheque/EFT Number 225933</b>					<b>1,629.25</b>



**Schedule of Accounts Paid - Municipal Fund**  
For the Period :01/05/2022-31/05/2022

Payment Date	Document Type	Invoice Number	Payee	Payment Details	Payment Amount
19/05/2022	\$APINVCE	71822	CSP GROUP PTY LTD T/AS STIHL SHOP OSBORNE PARK	General Servicing of Minor Plant - EG -	40.00
19/05/2022	\$APINVCE	71821	CSP GROUP PTY LTD T/AS STIHL SHOP OSBORNE PARK	General Servicing of Minor Plant - EG -	40.00
19/05/2022	\$APINVCE	71820	CSP GROUP PTY LTD T/AS STIHL SHOP OSBORNE PARK	General Servicing of Minor Plant - EG -	166.50
19/05/2022	\$APINVCE	72542	CSP GROUP PTY LTD T/AS STIHL SHOP OSBORNE PARK	General Servicing of Minor Plant - EG -	287.05
19/05/2022	\$APINVCE	72540	CSP GROUP PTY LTD T/AS STIHL SHOP OSBORNE PARK	General Servicing of Minor Plant - EG -	191.95
19/05/2022	\$APINVCE	72539	CSP GROUP PTY LTD T/AS STIHL SHOP OSBORNE PARK	General Servicing of Minor Plant - EG -	239.00
19/05/2022	\$APINVCE	72538	CSP GROUP PTY LTD T/AS STIHL SHOP OSBORNE PARK	General Servicing of Minor Plant - EG -	263.15
19/05/2022	\$APINVCE	72537	CSP GROUP PTY LTD T/AS STIHL SHOP OSBORNE PARK	General Servicing of Minor Plant - EG -	81.50
19/05/2022	\$APINVCE	72536	CSP GROUP PTY LTD T/AS STIHL SHOP OSBORNE PARK	General Servicing of Minor Plant - EG -	71.10
19/05/2022	\$APINVCE	71813	CSP GROUP PTY LTD T/AS STIHL SHOP OSBORNE PARK	General Servicing of Minor Plant - EG -	40.00
19/05/2022	\$APINVCE	71641	CSP GROUP PTY LTD T/AS STIHL SHOP OSBORNE PARK	General Servicing of Minor Plant - EG -	139.00
19/05/2022	\$APINVCE	72364 #7	CSP GROUP PTY LTD T/AS STIHL SHOP OSBORNE PARK	General Servicing of Minor Plant - EG -	70.00
<b>Cheque/EFT Number 225934</b>		<b>WATERLOGIC AUSTRALIA PTY LTD</b>			<b>65.77</b>
19/05/2022	\$APINVCE	CD-3309439	WATERLOGIC AUSTRALIA PTY LTD	Waterlogic supply and maintain our water	65.77
<b>Cheque/EFT Number 225935</b>		<b>TOTAL EDEN PTY LTD T/AS Nutrien Water</b>			<b>748.00</b>
19/05/2022	\$APINVCE	412102123	TOTAL EDEN PTY LTD T/AS Nutrien Water	Stores Stock	748.00
<b>Cheque/EFT Number 225936</b>		<b>TRACKSIDE BAKERY</b>			<b>688.20</b>
19/05/2022	\$APINVCE	8325	TRACKSIDE BAKERY	Bread and rolls for Community Centre	688.20
<b>Cheque/EFT Number 225937</b>		<b>Ultimo Catering &amp; Events Pty Ltd</b>			<b>760.79</b>
19/05/2022	\$APINVCE	00415077	Ultimo Catering & Events Pty Ltd	Ultimo catering - COP catering supplies	497.94
19/05/2022	\$APINVCE	00415076	Ultimo Catering & Events Pty Ltd	Ultimo catering - COP catering supplies	123.70
19/05/2022	\$APINVCE	00415075	Ultimo Catering & Events Pty Ltd	Ultimo catering - COP catering supplies	139.15
<b>Cheque/EFT Number 225938</b>		<b>WEST AUSTRALIAN LOCAL GOVERNMENT ASSOC ASSOCIATION - WALGA</b>			<b>4,400.00</b>
19/05/2022	\$APINVCE	I3092979	WEST AUSTRALIAN LOCAL GOVERNMENT ASSOC ASSOCIATION	Local Government Act 1995 The Essentials	4,400.00
<b>Cheque/EFT Number 225939</b>		<b>Louisa J Gibbs</b>			<b>99.00</b>
19/05/2022	\$APINVCE	EV202288	Louisa J Gibbs	Refund event permit EV-2022/88	99.00
<b>Cheque/EFT Number 225940</b>		<b>Alexander Thamm</b>			<b>120.00</b>
19/05/2022	\$APINVCE	020522	Alexander Thamm	HEALTHY LIFESTYLE CONT-A THAMM	120.00
<b>Cheque/EFT Number 225941</b>		<b>Carolina Duca</b>			<b>15.14</b>
19/05/2022	\$APINVCE	130522	Carolina Duca	LGBTQIA Advisory Group Meeting	15.14
<b>Cheque/EFT Number 225942</b>		<b>CBRE (C) Pty Limited</b>			<b>3,957.55</b>
19/05/2022	\$APINVCE	240821	CBRE (C) Pty Limited	Rates Refund-Bin Adjustment	3,957.55
<b>Cheque/EFT Number 225943</b>		<b>Gerson Bermudez</b>			<b>120.00</b>
19/05/2022	\$APINVCE	06052022	Gerson Bermudez	Healthy Lifestyle Cont- G Bermudez	120.00
<b>Cheque/EFT Number 225944</b>		<b>Jenelle Winnett</b>			<b>120.00</b>
19/05/2022	\$APINVCE	060522	Jenelle Winnett	Healthy Lifestyle Cont-J Winnett	120.00
<b>Cheque/EFT Number 225945</b>		<b>Kylie Howarth</b>			<b>110.00</b>
19/05/2022	\$APINVCE	110422	Kylie Howarth	OPTICAL REBATE - K HOWARTH	110.00
<b>Cheque/EFT Number 225946</b>		<b>MAJICYL PTY LTD</b>			<b>4,167.20</b>
19/05/2022	\$APINVCE	A1006386	MAJICYL PTY LTD	REFUND-OVERPAID RATES-22 ALTONA ST	4,167.20
<b>Cheque/EFT Number 225947</b>		<b>MUFID SAIN</b>			<b>120.00</b>
19/05/2022	\$APINVCE	270222	MUFID SAIN	HEALTHY LIFESTYLE CONT-M SAIN	120.00
<b>Cheque/EFT Number 225948</b>		<b>NINO ARVIND RAJU</b>			<b>10.00</b>
19/05/2022	\$APINVCE	130522	NINO ARVIND RAJU	Parking Ticket Refund-Pier St CP	10.00
<b>Cheque/EFT Number 225949</b>		<b>YI XIAN (GEORGE) LI</b>			<b>109.99</b>
19/05/2022	\$APINVCE	030522	YI XIAN (GEORGE) LI	Healthy Lifestyle Cont- G Li	109.99
<b>Cheque/EFT Number 225950</b>		<b>West Aust Institute of Further Studies</b>			<b>295.00</b>
19/05/2022	\$APINVCE	2022-5026	West Aust Institute of Further Studies	Appl Refund-2022-5026-1/418-428Murray St	295.00
<b>Cheque/EFT Number 225951</b>		<b>Altegra Property Group</b>			<b>71.45</b>
19/05/2022	\$APINVCE	A1010339	Altegra Property Group	Rates Refund-Bin Adjustment	71.45
<b>Cheque/EFT Number 225952</b>		<b>AUNG NAING</b>			<b>17.38</b>
19/05/2022	\$APINVCE	120522	AUNG NAING	PARKCARD DEPOSIT & CREDIT	17.38
<b>Cheque/EFT Number 225953</b>		<b>SHAHAR YAR BUTT</b>			<b>85.00</b>
19/05/2022	\$APINVCE	130522	SHAHAR YAR BUTT	VEHICLE RELEASING FEE	85.00
<b>Cheque/EFT Number 225954</b>		<b>ART OF SEAFOOD PTY LTD</b>			<b>153.55</b>
19/05/2022	\$APINVCE	160522	ART OF SEAFOOD PTY LTD	CANCELLATION OF PERMIT 2648-PT FRASER CP	153.55
<b>Cheque/EFT Number 225955</b>		<b>HANNANS LTD</b>			<b>17.76</b>
19/05/2022	\$APINVCE	120522	HANNANS LTD	PARKCARD DEPOSIT & CREDIT REFUND	17.76
<b>Cheque/EFT Number 225957</b>		<b>PROCAD PTY LTD</b>			<b>7,755.00</b>
19/05/2022	\$APINVCE	00006336	PROCAD PTY LTD	AutoCAD 2019 Training Sagar Poudel, Phur	7,755.00
<b>Cheque/EFT Number 225958</b>		<b>AUSTRALIA CHINA BUSINESS COUNCIL</b>			<b>1,831.50</b>
26/05/2022	\$APINVCE	20166430	AUSTRALIA CHINA BUSINESS COUNCIL	Australia China Business Council WA one	1,831.50
<b>Cheque/EFT Number 225959</b>		<b>TAMALA PARK REGIONAL COUNCIL</b>			<b>12,046.98</b>
26/05/2022	\$APJNL	J241196	TAMALA PARK REGIONAL COUNCIL	GST from Cost of Sale of Lots	12,345.72
26/05/2022	\$ARJNL	J241197	TAMALA PARK REGIONAL COUNCIL	GST from Sale of Lots	-298.74
<b>Cheque/EFT Number 225960</b>		<b>CTI5 PTY LTD</b>			<b>20,000.00</b>
26/05/2022	\$APINVCE	01070111	CTI5 PTY LTD	Container Deposit Scheme Top Up Fund	20,000.00
<b>Cheque/EFT Number 225961</b>		<b>SHADE ENGINEERING</b>			<b>627.00</b>
26/05/2022	\$APINVCE	2122099	SHADE ENGINEERING	Removal and storage of the umbrellas at	627.00
<b>Cheque/EFT Number 225962</b>		<b>Sullivan Commercial Pty Ltd t/as MCGEES Property</b>			<b>6,196.74</b>
26/05/2022	\$APINVCE	11247	Sullivan Commercial Pty Ltd t/as MCGEES Property	Electricity charges	2,464.00
26/05/2022	\$APINVCE	11246	Sullivan Commercial Pty Ltd t/as MCGEES Property	Electricity charges	3,732.74
<b>Cheque/EFT Number 225963</b>		<b>BIDFOOD WA PTY LTD</b>			<b>2,139.68</b>
26/05/2022	\$APINVCE	I55210954.PER	BIDFOOD WA PTY LTD	Delivery of groceries to Child Care	440.03
26/05/2022	\$APINVCE	I55463931.PER	BIDFOOD WA PTY LTD	Bidfood order for TMS	449.40
26/05/2022	\$APINVCE	I55519880.PER	BIDFOOD WA PTY LTD	Food and beverages for Community Centre	716.65
26/05/2022	\$APINVCE	I55507654.PER	BIDFOOD WA PTY LTD	Food and beverages for Community Centre	533.60
<b>Cheque/EFT Number 225964</b>		<b>RORIE SPARE</b>			<b>1,688.00</b>
26/05/2022	\$APINVCE	199	RORIE SPARE	CCTV Camera Cleaning for 2021/2022 FY C	1,688.00
<b>Cheque/EFT Number 225965</b>		<b>PERTH BRAKE PARTS</b>			<b>420.00</b>



**Schedule of Accounts Paid - Municipal Fund**  
For the Period :01/05/2022-31/05/2022

Payment Date	Document Type	Invoice Number	Payee	Payment Details	Payment Amount
26/05/2022	\$APINVCE	00109363	PERTH BRAKE PARTS	Reshoe Rear Brakes for Large Hino Truck	420.00
		<b>Cheque/EFT Number 225966</b>	<b>ADVANCED TRAFFIC MANAGEMENT</b>		<b>6,065.40</b>
26/05/2022	\$APINVCE	00156146	ADVANCED TRAFFIC MANAGEMENT	ATM to compile a site specific TMP for A	5,016.00
26/05/2022	\$APINVCE	00154464	ADVANCED TRAFFIC MANAGEMENT	Emergency Works Hackett Dr	378.40
26/05/2022	\$APINVCE	00156169	ADVANCED TRAFFIC MANAGEMENT	Traffic management for Riverside Drive m	588.50
26/05/2022	\$APINVCE	00156180	ADVANCED TRAFFIC MANAGEMENT	ATM Traffic Management	82.50
		<b>Cheque/EFT Number 225967</b>	<b>OFFICE WORKS</b>		<b>160.00</b>
26/05/2022	\$APINVCE	60067852	OFFICE WORKS	Printer ribbons Rolls for the Concierge	160.00
		<b>Cheque/EFT Number 225968</b>	<b>NESPRESSO</b>		<b>1,526.00</b>
26/05/2022	\$APINVCE	41533566	NESPRESSO	Level 8 Nespresso	832.00
26/05/2022	\$APINVCE	41930779	NESPRESSO	Community Development Coffee order	349.00
26/05/2022	\$APINVCE	42194644	NESPRESSO	Level 4 Coffee Pods	345.00
		<b>Cheque/EFT Number 225969</b>	<b>CITY OF SYDNEY</b>		<b>19,360.00</b>
26/05/2022	\$APINVCE	112655	CITY OF SYDNEY	CitySwitch Program Contributions 21-22	19,360.00
		<b>Cheque/EFT Number 225970</b>	<b>RUAH COMMUNITY SERVICES</b>		<b>94,876.07</b>
26/05/2022	\$APINVCE	PSI001121	RUAH COMMUNITY SERVICES	Safe Night Space (160 Hay Street) Ruah A	94,876.07
		<b>Cheque/EFT Number 225971</b>	<b>Higgins Coatings Pty Ltd</b>		<b>17,177.49</b>
26/05/2022	\$APINVCE	186098564	Higgins Coatings Pty Ltd	Unplanned Graffiti Removal & Painting Se	17,177.49
		<b>Cheque/EFT Number 225972</b>	<b>WESTBOOKS</b>		<b>2,344.13</b>
26/05/2022	\$APINVCE	328637	WESTBOOKS	Supply of Children's Books	921.89
26/05/2022	\$APINVCE	328644	WESTBOOKS	Ordering of Adult Fiction and Adult Non-	288.82
26/05/2022	\$APINVCE	328643	WESTBOOKS	Books for Read Now Collection	300.82
26/05/2022	\$APINVCE	328642	WESTBOOKS	Books for Read Now Collection	832.60
		<b>Cheque/EFT Number 225973</b>	<b>TK Elevator Australia Pty Ltd</b>		<b>43,250.90</b>
26/05/2022	\$APINVCE	8060004915	TK Elevator Australia Pty Ltd	CULTURAL CENTRE CAR PARK - INITIAL WATER	34,433.30
26/05/2022	\$APINVCE	8060004918	TK Elevator Australia Pty Ltd	REACTIVE LIFT MAINTENANCE	8,817.60
		<b>Cheque/EFT Number 225974</b>	<b>ALINTA SALES PTY LTD</b>		<b>509.00</b>
26/05/2022	\$APINVCE	804003079	ALINTA SALES PTY LTD	567 Hay St PERTH	509.00
		<b>Cheque/EFT Number 225975</b>	<b>MAJESTIC PLUMBING</b>		<b>112.04</b>
26/05/2022	\$APINVCE	242005	MAJESTIC PLUMBING	INV242005 - WO342007 - WASN'T RECEIVED P	112.04
		<b>Cheque/EFT Number 225976</b>	<b>ENVIROPATH PTY LTD T/ AS SPOT'S ALL SURFACE CLEANING</b>		<b>48,440.15</b>
26/05/2022	\$APINVCE	3110	ENVIROPATH PTY LTD T/ AS SPOT'S ALL SURFACE CLE	Planned Car Park Degreasing for July 202	16,847.60
26/05/2022	\$APINVCE	3168	ENVIROPATH PTY LTD T/ AS SPOT'S ALL SURFACE CLE	High Pressure Cleaning to Shared Paths	23,906.85
26/05/2022	\$APINVCE	3173	ENVIROPATH PTY LTD T/ AS SPOT'S ALL SURFACE CLE	High Pressure Cleaning to Shared Paths	7,685.70
		<b>Cheque/EFT Number 225977</b>	<b>STRUT DANCE INC</b>		<b>19,250.00</b>
26/05/2022	\$APINVCE	INV-1889	STRUT DANCE INC	STRUT Dance - Arts Sponsorship 2021/22 -	19,250.00
		<b>Cheque/EFT Number 225978</b>	<b>ACCESS BRICKPAVING CO</b>		<b>17,580.20</b>
26/05/2022	\$APINVCE	8042032	ACCESS BRICKPAVING CO	Narrows Tree Planting	17,580.20
		<b>Cheque/EFT Number 225979</b>	<b>Sunny Industrial Brushware</b>		<b>411.90</b>
26/05/2022	\$APINVCE	00024766	Sunny Industrial Brushware	Annual Sweeper Brush Blanket Order for 3	411.90
		<b>Cheque/EFT Number 225980</b>	<b>DEPARTMENT OF TRANSPORT</b>		<b>9,776.20</b>
26/05/2022	\$APINVCE	8023244	DEPARTMENT OF TRANSPORT	Obtaining vehicle owner details from Dep	9,776.20
		<b>Cheque/EFT Number 225981</b>	<b>SONIC HEALTHPLUS PTY LTD</b>		<b>353.10</b>
26/05/2022	\$APINVCE	2620172	SONIC HEALTHPLUS PTY LTD	This PO is for pre-employment medicals f	353.10
		<b>Cheque/EFT Number 225982</b>	<b>EOS ELECTRICAL</b>		<b>6,258.31</b>
26/05/2022	\$APINVCE	00016031	EOS ELECTRICAL	Electrical maintenance of street lights	205.04
26/05/2022	\$APINVCE	00016147	EOS ELECTRICAL	Electrical maintenance of street lights	963.45
26/05/2022	\$APINVCE	00016146	EOS ELECTRICAL	Electrical maintenance of street lights	954.03
26/05/2022	\$APINVCE	00016159	EOS ELECTRICAL	Electrical maintenance of street lights	279.27
26/05/2022	\$APINVCE	00016144	EOS ELECTRICAL	Electrical maintenance of street lights	454.08
26/05/2022	\$APINVCE	00016125	EOS ELECTRICAL	Electrical maintenance of street lights	209.45
26/05/2022	\$APINVCE	00016149	EOS ELECTRICAL	Electrical maintenance of street lights	956.25
26/05/2022	\$APINVCE	00016169	EOS ELECTRICAL	Electrical maintenance of street lights	139.63
26/05/2022	\$APINVCE	00016148	EOS ELECTRICAL	Electrical maintenance of street lights	984.04
26/05/2022	\$APINVCE	00015097	EOS ELECTRICAL	Electrical maintenance of street lights	1,113.07
		<b>Cheque/EFT Number 225983</b>	<b>Drainflow Services Pty Ltd</b>		<b>2,942.50</b>
26/05/2022	\$APINVCE	00009081	Drainflow Services Pty Ltd	Quote 00009081 for cleaning of the washd	2,942.50
		<b>Cheque/EFT Number 225984</b>	<b>GILMOUR &amp; JOOSTE ELECTRICAL</b>		<b>13,176.44</b>
26/05/2022	\$APINVCE	22203	GILMOUR & JOOSTE ELECTRICAL	Electrical maintenance for street lighti	294.05
26/05/2022	\$APINVCE	22105	GILMOUR & JOOSTE ELECTRICAL	VARIOUS SITES - UNPLANNED ELECTRICAL MAI	308.29
26/05/2022	\$APINVCE	22173	GILMOUR & JOOSTE ELECTRICAL	VARIOUS SITES - UNPLANNED ELECTRICAL MAI	397.40
26/05/2022	\$APINVCE	22176	GILMOUR & JOOSTE ELECTRICAL	VARIOUS SITES - UNPLANNED ELECTRICAL MAI	466.33
26/05/2022	\$APINVCE	21478	GILMOUR & JOOSTE ELECTRICAL	VARIOUS SITES - UNPLANNED ELECTRICAL MAI	228.36
26/05/2022	\$APINVCE	21425	GILMOUR & JOOSTE ELECTRICAL	VARIOUS SITES - UNPLANNED ELECTRICAL MAI	171.27
26/05/2022	\$APINVCE	21457	GILMOUR & JOOSTE ELECTRICAL	VARIOUS SITES - UNPLANNED ELECTRICAL MAI	171.27
26/05/2022	\$APINVCE	21422	GILMOUR & JOOSTE ELECTRICAL	VARIOUS SITES - UNPLANNED ELECTRICAL MAI	285.45
26/05/2022	\$APINVCE	22175	GILMOUR & JOOSTE ELECTRICAL	VARIOUS SITES - UNPLANNED ELECTRICAL MAI	214.29
26/05/2022	\$APINVCE	22220	GILMOUR & JOOSTE ELECTRICAL	VARIOUS SITES - UNPLANNED ELECTRICAL MAI	284.63
26/05/2022	\$APINVCE	22222	GILMOUR & JOOSTE ELECTRICAL	VARIOUS SITES - UNPLANNED ELECTRICAL MAI	284.63
26/05/2022	\$APINVCE	22149	GILMOUR & JOOSTE ELECTRICAL	VARIOUS SITES - UNPLANNED ELECTRICAL MAI	524.58
26/05/2022	\$APINVCE	22148	GILMOUR & JOOSTE ELECTRICAL	VARIOUS SITES - UNPLANNED ELECTRICAL MAI	216.88
26/05/2022	\$APINVCE	22128	GILMOUR & JOOSTE ELECTRICAL	VARIOUS SITES - UNPLANNED ELECTRICAL MAI	499.83
26/05/2022	\$APINVCE	21828	GILMOUR & JOOSTE ELECTRICAL	VARIOUS SITES - UNPLANNED ELECTRICAL MAI	251.20
26/05/2022	\$APINVCE	21391	GILMOUR & JOOSTE ELECTRICAL	VARIOUS SITES - UNPLANNED ELECTRICAL MAI	114.18
26/05/2022	\$APINVCE	21437	GILMOUR & JOOSTE ELECTRICAL	VARIOUS SITES - UNPLANNED ELECTRICAL MAI	57.09
26/05/2022	\$APINVCE	21472	GILMOUR & JOOSTE ELECTRICAL	VARIOUS SITES - UNPLANNED ELECTRICAL MAI	228.36
26/05/2022	\$APINVCE	21421	GILMOUR & JOOSTE ELECTRICAL	VARIOUS SITES - UNPLANNED ELECTRICAL MAI	114.18
26/05/2022	\$APINVCE	21521	GILMOUR & JOOSTE ELECTRICAL	VARIOUS SITES - UNPLANNED ELECTRICAL MAI	228.36
26/05/2022	\$APINVCE	21468	GILMOUR & JOOSTE ELECTRICAL	VARIOUS SITES - UNPLANNED ELECTRICAL MAI	114.18
26/05/2022	\$APINVCE	21658	GILMOUR & JOOSTE ELECTRICAL	VARIOUS SITES - UNPLANNED ELECTRICAL MAI	114.18



**Schedule of Accounts Paid - Municipal Fund**  
For the Period :01/05/2022-31/05/2022

Payment Date	Document Type	Invoice Number	Payee	Payment Details	Payment Amount
26/05/2022	\$APINVCE	21501	GILMOUR & JOOSTE ELECTRICAL	VARIOUS SITES - UNPLANNED ELECTRICAL MAI	114.18
26/05/2022	\$APINVCE	21455	GILMOUR & JOOSTE ELECTRICAL	VARIOUS SITES - UNPLANNED ELECTRICAL MAI	456.72
26/05/2022	\$APINVCE	21439	GILMOUR & JOOSTE ELECTRICAL	VARIOUS SITES - UNPLANNED ELECTRICAL MAI	57.09
26/05/2022	\$APINVCE	21390	GILMOUR & JOOSTE ELECTRICAL	VARIOUS SITES - UNPLANNED ELECTRICAL MAI	57.09
26/05/2022	\$APINVCE	21438	GILMOUR & JOOSTE ELECTRICAL	VARIOUS SITES - UNPLANNED ELECTRICAL MAI	57.09
26/05/2022	\$APINVCE	21539	GILMOUR & JOOSTE ELECTRICAL	VARIOUS SITES - UNPLANNED ELECTRICAL MAI	114.18
26/05/2022	\$APINVCE	21502	GILMOUR & JOOSTE ELECTRICAL	VARIOUS SITES - UNPLANNED ELECTRICAL MAI	57.09
26/05/2022	\$APINVCE	21389	GILMOUR & JOOSTE ELECTRICAL	VARIOUS SITES - UNPLANNED ELECTRICAL MAI	114.18
26/05/2022	\$APINVCE	21387	GILMOUR & JOOSTE ELECTRICAL	VARIOUS SITES - UNPLANNED ELECTRICAL MAI	114.18
26/05/2022	\$APINVCE	21386	GILMOUR & JOOSTE ELECTRICAL	VARIOUS SITES - UNPLANNED ELECTRICAL MAI	114.18
26/05/2022	\$APINVCE	21766	GILMOUR & JOOSTE ELECTRICAL	VARIOUS SITES - UNPLANNED ELECTRICAL MAI	114.18
26/05/2022	\$APINVCE	21436	GILMOUR & JOOSTE ELECTRICAL	VARIOUS SITES - UNPLANNED ELECTRICAL MAI	57.09
26/05/2022	\$APINVCE	22191	GILMOUR & JOOSTE ELECTRICAL	VARIOUS SITES - UNPLANNED ELECTRICAL MAI	519.77
26/05/2022	\$APINVCE	22243	GILMOUR & JOOSTE ELECTRICAL	VARIOUS SITES - UNPLANNED ELECTRICAL MAI	129.40
26/05/2022	\$APINVCE	22204	GILMOUR & JOOSTE ELECTRICAL	VARIOUS SITES - UNPLANNED ELECTRICAL MAI	308.44
26/05/2022	\$APINVCE	22162	GILMOUR & JOOSTE ELECTRICAL	VARIOUS SITES - UNPLANNED ELECTRICAL MAI	642.91
26/05/2022	\$APINVCE	22132	GILMOUR & JOOSTE ELECTRICAL	VARIOUS SITES - UNPLANNED ELECTRICAL MAI	388.21
26/05/2022	\$APINVCE	22133	GILMOUR & JOOSTE ELECTRICAL	VARIOUS SITES - UNPLANNED ELECTRICAL MAI	487.10
26/05/2022	\$APINVCE	22171	GILMOUR & JOOSTE ELECTRICAL	Electrical maintenance for street lighti	279.90
26/05/2022	\$APINVCE	22165	GILMOUR & JOOSTE ELECTRICAL	Electrical maintenance for street lighti	570.90
26/05/2022	\$APINVCE	22146	GILMOUR & JOOSTE ELECTRICAL	Electrical maintenance for street lighti	64.70
26/05/2022	\$APINVCE	22160	GILMOUR & JOOSTE ELECTRICAL	Electrical maintenance for street lighti	391.29
26/05/2022	\$APINVCE	22127	GILMOUR & JOOSTE ELECTRICAL	Electrical maintenance for street lighti	464.53
26/05/2022	\$APINVCE	22111	GILMOUR & JOOSTE ELECTRICAL	Electrical maintenance for street lighti	413.51
26/05/2022	\$APINVCE	22118	GILMOUR & JOOSTE ELECTRICAL	Installation of replacement catenary lig	1,519.54
<b>Cheque/EFT Number 225985</b>			<b>Nilfisk Pty Ltd</b>		<b>607.78</b>
26/05/2022	\$APINVCE	PSVI025610	Nilfisk Pty Ltd	Perth Town Hall Nilfisk machine service	607.78
<b>Cheque/EFT Number 225986</b>			<b>ALANA HALL</b>		<b>3,003.10</b>
26/05/2022	\$APINVCE	59A	ALANA HALL	Contract #100249 Alana Hall is a podiatr	3,003.10
<b>Cheque/EFT Number 225987</b>			<b>CBD COLLEGE P/L</b>		<b>129.00</b>
26/05/2022	\$APINVCE	INV-30556	CBD COLLEGE P/L	G Appu 1st aid training	129.00
<b>Cheque/EFT Number 225988</b>			<b>ISUBSCRIBE PTY LTD</b>		<b>1,068.95</b>
26/05/2022	\$APINVCE	INV-43300	ISUBSCRIBE PTY LTD	Subscription renewal to 15 magazines	1,068.95
<b>Cheque/EFT Number 225989</b>			<b>GJK FACILITY SERVICES</b>		<b>155,660.60</b>
26/05/2022	\$APINVCE	3008026	GJK FACILITY SERVICES	Planned Car Park Cleaning for FY21/22 as	75,145.59
26/05/2022	\$APINVCE	3008964	GJK FACILITY SERVICES	Cleaning at Community Centre Sunday even	2,125.21
26/05/2022	\$APINVCE	3006279	GJK FACILITY SERVICES	Planned Car Park Cleaning for FY21/22 as	78,181.90
26/05/2022	\$APINVCE	3008965	GJK FACILITY SERVICES	Car Park Reactive Maintenance for 2021/2	207.90
<b>Cheque/EFT Number 225990</b>			<b>JAPANESE TRUCK &amp; BUS SPARES PTY LTD</b>		<b>2,092.70</b>
26/05/2022	\$APINVCE	441605	JAPANESE TRUCK & BUS SPARES PTY LTD	Back order of Hydraulic Filters For Toro	78.60
26/05/2022	\$APCREDIT	51956	JAPANESE TRUCK & BUS SPARES PTY LTD	JAPANESE TRUCK	-933.65
26/05/2022	\$APINVCE	443911	JAPANESE TRUCK & BUS SPARES PTY LTD	Repairs to rubbish truck	1,732.25
26/05/2022	\$APINVCE	444035	JAPANESE TRUCK & BUS SPARES PTY LTD	Repairs to rubbish truck	1,215.50
<b>Cheque/EFT Number 225991</b>			<b>LIGHTSPEED COMMUNICATIONS AUSTRALIA PTY LTD t/as LIGHTSPEED</b>		<b>57,443.10</b>
26/05/2022	\$APINVCE	87877	LIGHTSPEED COMMUNICATIONS AUSTRALIA PTY LTD	Fibre Optic Preventative Maintenance	57,443.10
<b>Cheque/EFT Number 225992</b>			<b>POWDERSAFE PTY LTD</b>		<b>1,782.00</b>
26/05/2022	\$APINVCE	INV-08627	POWDERSAFE PTY LTD	Powdersafe training	1,782.00
<b>Cheque/EFT Number 225993</b>			<b>CNW PTY LTD T/AS CNW ELECTRICAL WHOLESALE &amp; ENERGY SOLUTIONS</b>		<b>2,207.82</b>
26/05/2022	\$APINVCE	118411040	CNW PTY LTD T/AS CNW ELECTRICAL WHOLESALE & E	RFT000078 Pier Street Carpark Lighting	859.00
26/05/2022	\$APINVCE	118411049	CNW PTY LTD T/AS CNW ELECTRICAL WHOLESALE & E	A quote was sought to procure a Clevertr	1,870.00
26/05/2022	\$APCREDIT	LED 20W/40	CNW PTY LTD T/AS CNW ELECTRICAL WHOLESALE & E	CNW PTY LTD	-521.18
<b>Cheque/EFT Number 225994</b>			<b>The Trustee for The Saunt Family Trust t/as Medelect</b>		<b>742.50</b>
26/05/2022	\$APINVCE	84812	The Trustee for The Saunt Family Trust t/as Medelect	MEDELECT DRILL REPAIR PODIATRY	742.50
<b>Cheque/EFT Number 225995</b>			<b>DATALINE VISUAL LINK PTY LTD</b>		<b>2,838.01</b>
26/05/2022	\$APINVCE	55090	DATALINE VISUAL LINK PTY LTD	Quote 11220	462.00
26/05/2022	\$APINVCE	55094	DATALINE VISUAL LINK PTY LTD	Unplanned Equipment maintenance for 2021	638.00
26/05/2022	\$APINVCE	55089	DATALINE VISUAL LINK PTY LTD	Q11204 MBEG 1 installation x 2	924.01
26/05/2022	\$APINVCE	55117	DATALINE VISUAL LINK PTY LTD	Contract 100385, CCTV Maintenance 21-22	407.00
26/05/2022	\$APINVCE	55118	DATALINE VISUAL LINK PTY LTD	Contract 100385, CCTV Maintenance 21-22	407.00
<b>Cheque/EFT Number 225996</b>			<b>ELECTRICITY GENERATION AND RETAIL CORPORATION</b>		<b>23,053.64</b>
26/05/2022	\$APINVCE	2085510703	ELECTRICITY GENERATION AND RETAIL CORPORATION	65 Nelson Crescent East Perth	301.90
26/05/2022	\$APINVCE	2017431176	ELECTRICITY GENERATION AND RETAIL CORPORATION	65 Nelson Crescent East Perth	233.14
26/05/2022	\$APINVCE	2021478852	ELECTRICITY GENERATION AND RETAIL CORPORATION	65 Nelson Crescent East Perth	321.41
26/05/2022	\$APINVCE	2021387047	ELECTRICITY GENERATION AND RETAIL CORPORATION	65 Nelson Crescent East Perth	233.33
26/05/2022	\$APINVCE	2025535195	ELECTRICITY GENERATION AND RETAIL CORPORATION	4 Royal Street East Perth	465.55
26/05/2022	\$APINVCE	2077521359	ELECTRICITY GENERATION AND RETAIL CORPORATION	Lot 9000 Fitzgerald Street Perth	525.50
26/05/2022	\$APINVCE	2065521409	ELECTRICITY GENERATION AND RETAIL CORPORATION	Lot 135 Aberdeen St Northbridge	565.85
26/05/2022	\$APINVCE	2037525279	ELECTRICITY GENERATION AND RETAIL CORPORATION	205 James Street Northbridge	800.72
26/05/2022	\$APINVCE	2037524137	ELECTRICITY GENERATION AND RETAIL CORPORATION	Lot 0 Murray St Perth	921.07
26/05/2022	\$APINVCE	2001564665	ELECTRICITY GENERATION AND RETAIL CORPORATION	U 6 420 Wellington Street Perth	168.95
26/05/2022	\$APINVCE	2085516489	ELECTRICITY GENERATION AND RETAIL CORPORATION	420 Wellington St, Perth WA 6000	189.10
26/05/2022	\$APINVCE	2085516319	ELECTRICITY GENERATION AND RETAIL CORPORATION	U 1 524 Hay St, Perth WA 6000	653.65
26/05/2022	\$APINVCE	2065519566	ELECTRICITY GENERATION AND RETAIL CORPORATION	U St 534 Hay St, Perth WA 6000	938.10
26/05/2022	\$APINVCE	2041522704	ELECTRICITY GENERATION AND RETAIL CORPORATION	90 Murray St, Perth WA 6000	154.64
26/05/2022	\$APINVCE	2053517724	ELECTRICITY GENERATION AND RETAIL CORPORATION	94 Murray St, Perth WA 6000	158.72
26/05/2022	\$APINVCE	2073515358	ELECTRICITY GENERATION AND RETAIL CORPORATION	U 2 110 Wellington St, East Perth WA 6	650.24
26/05/2022	\$APINVCE	2073515359	ELECTRICITY GENERATION AND RETAIL CORPORATION	U 1 110 Wellington St, East Perth WA 600	1,302.41
26/05/2022	\$APINVCE	2053517725	ELECTRICITY GENERATION AND RETAIL CORPORATION	88 Murray St, Perth WA 6000	1,889.65
26/05/2022	\$APINVCE	2093513102	ELECTRICITY GENERATION AND RETAIL CORPORATION	U A 731 Hay St, Perth WA 6000	116.37
26/05/2022	\$APINVCE	2057519942	ELECTRICITY GENERATION AND RETAIL CORPORATION	Lot 28 Murray St, Perth WA 6000	804.63



Schedule of Accounts Paid - Municipal Fund  
For the Period :01/05/2022-31/05/2022

Payment Date	Document Type	Invoice Number	Payee	Payment Details	Payment Amount
26/05/2022	\$APINVCE	2073514802	ELECTRICITY GENERATION AND RETAIL CORPORATION	Lot 77 U 5 Haig Park Cir, East Perth WA	275.47
26/05/2022	\$APINVCE	2077519434	ELECTRICITY GENERATION AND RETAIL CORPORATION	28 Arden St, East Perth WA 6004	124.18
26/05/2022	\$APINVCE	2061514229	ELECTRICITY GENERATION AND RETAIL CORPORATION	22 Eastbrook Tce, East Perth WA 6004	377.44
26/05/2022	\$APINVCE	2025529719	ELECTRICITY GENERATION AND RETAIL CORPORATION	42 Moore St, East Perth WA 6004	139.82
26/05/2022	\$APINVCE	2013536400	ELECTRICITY GENERATION AND RETAIL CORPORATION	Lot 302 Riverside Dr, Perth WA 6000	1,125.25
26/05/2022	\$APINVCE	2009534167	ELECTRICITY GENERATION AND RETAIL CORPORATION	13 St Georges Tce, Perth WA 6000	1,416.43
26/05/2022	\$APINVCE	2077519522	ELECTRICITY GENERATION AND RETAIL CORPORATION	Jewell Lane East Perth	255.90
26/05/2022	\$APINVCE	2053517116	ELECTRICITY GENERATION AND RETAIL CORPORATION	Lot 70 U 2 Haig Park Cir, East Perth WA	183.17
26/05/2022	\$APINVCE	2077519690	ELECTRICITY GENERATION AND RETAIL CORPORATION	Lot 40 U 3 Haig Park Circle	290.08
26/05/2022	\$APINVCE	2081516841	ELECTRICITY GENERATION AND RETAIL CORPORATION	13 King Street Perth	529.39
26/05/2022	\$APINVCE	2049524006	ELECTRICITY GENERATION AND RETAIL CORPORATION	U Cs 2 Plain St, East Perth WA 6004	650.22
26/05/2022	\$APINVCE	2081517703	ELECTRICITY GENERATION AND RETAIL CORPORATION	Lot 220 Royal Street East Perth	399.91
26/05/2022	\$APINVCE	2089512738	ELECTRICITY GENERATION AND RETAIL CORPORATION	Lot 77 U 4 Haig Park Circle	248.02
26/05/2022	\$APINVCE	2049523829	ELECTRICITY GENERATION AND RETAIL CORPORATION	153 Kensington Street East Perth	123.88
26/05/2022	\$APINVCE	2045518380	ELECTRICITY GENERATION AND RETAIL CORPORATION	Lot 94 U A Royal Street East Perth	1,237.62
26/05/2022	\$APINVCE	2041521936	ELECTRICITY GENERATION AND RETAIL CORPORATION	Lot 94 Royal St East Perth	1,237.62
26/05/2022	\$APINVCE	2017536566	ELECTRICITY GENERATION AND RETAIL CORPORATION	Lot 24D Hay Street Perth	302.98
26/05/2022	\$APINVCE	2001561877	ELECTRICITY GENERATION AND RETAIL CORPORATION	9 Saunders Street East Perth	206.55
26/05/2022	\$APINVCE	2017536528	ELECTRICITY GENERATION AND RETAIL CORPORATION	Lot 565 U B Victoria Ave, Perth WA 6000	510.74
26/05/2022	\$APINVCE	2077519692	ELECTRICITY GENERATION AND RETAIL CORPORATION	Lot 1010 Royal St, East Perth WA 6004	1,113.11
26/05/2022	\$APINVCE	2025530391	ELECTRICITY GENERATION AND RETAIL CORPORATION	Lot 71 U 1 Haig Park Cir, East Perth WA	328.34
26/05/2022	\$APINVCE	2037522123	ELECTRICITY GENERATION AND RETAIL CORPORATION	700 Wellington St, Perth WA 6000	582.59
Cheque/EFT Number 225997		JAPAN FESTIVAL ASSOCIATION IN PERTH INC			12,000.00
26/05/2022	\$APINVCE	100522	JAPAN FESTIVAL ASSOCIATION IN PERTH INC	Local Activation Grant - Japan Festival	12,000.00
Cheque/EFT Number 225998		BLACKWOODS ATKINS			47.45
26/05/2022	\$APINVCE	PE6168DR	BLACKWOODS ATKINS	White Lithium Grease Spray for Depot W/S	57.42
26/05/2022	\$APCREDT	257744	BLACKWOODS ATKINS	Invoice PE0217DG	-9.97
Cheque/EFT Number 225999		R & J Sleep Transport Pty Ltd			696.95
26/05/2022	\$APINVCE	INV-8698	R & J Sleep Transport Pty Ltd	Stores Stock	696.95
Cheque/EFT Number 226000		ES2 PTY LTD			25,960.00
26/05/2022	\$APINVCE	INV-7414	ES2 PTY LTD	Annual PCI-DSS Compliance	15,400.00
26/05/2022	\$APINVCE	INV-7387	ES2 PTY LTD	Annual PCI-DSS Compliance	10,560.00
Cheque/EFT Number 226001		KAYE BRAMLEY-SOMETIMES 3			120.00
26/05/2022	\$APINVCE	11	KAYE BRAMLEY-SOMETIMES 3	Tuesday Morning Show K Bramley 10 May 22	120.00
Cheque/EFT Number 226002		DE VINE CELLARS			303.00
26/05/2022	\$APINVCE	523483-3	DE VINE CELLARS	Catering Beverage supply	303.00
Cheque/EFT Number 226003		The Trustee for Wendy Mead Family Trust & OTH t/as Pinnacle People			2,303.11
26/05/2022	\$APINVCE	621780	The Trustee for Wendy Mead Family Trust & OTH t/as	Temporary Cook for Child Care	775.77
26/05/2022	\$APINVCE	621817	The Trustee for Wendy Mead Family Trust & OTH t/as	Temporary Cook for Child Care	1,261.06
26/05/2022	\$APINVCE	621818	The Trustee for Wendy Mead Family Trust & OTH t/as	COP catering Agency casual hire	266.28
Cheque/EFT Number 226004		G D LEEDHAM & M.G LEEDHAM T/AS EXPRESS PROCESS			171.10
26/05/2022	\$APINVCE	2998	G D LEEDHAM & M.G LEEDHAM T/AS EXPRESS PROC	21-004-COMCSA-L Dragon Palace - Express	171.10
Cheque/EFT Number 226005		ICONIC PROPERTY SERVICES			46,788.29
26/05/2022	\$APINVCE	PSI020645	ICONIC PROPERTY SERVICES	CLEANING SERVICES - VARIOUS SITES AS PER	17,149.28
26/05/2022	\$APINVCE	PSI020642	ICONIC PROPERTY SERVICES	CLEANING SERVICES - VARIOUS SITES AS PER	8,081.70
26/05/2022	\$APINVCE	PSI020644	ICONIC PROPERTY SERVICES	CLEANING SERVICES - VARIOUS SITES AS PER	21,557.31
Cheque/EFT Number 226006		CSE CROSSCOM PTY LTD			55.00
26/05/2022	\$APINVCE	435816	CSE CROSSCOM PTY LTD	CSE Crosscom monthly network fees. Perth	55.00
Cheque/EFT Number 226007		AUSTRALIAN SERVICES UNION			438.30
26/05/2022	\$HRPAYJNL	EF 20/05/2022	AUSTRALIAN SERVICES UNION	Australian Services Union	51.80
26/05/2022	\$HRPAYJNL	F 20/05/2022	AUSTRALIAN SERVICES UNION	Australian Services Union	386.50
Cheque/EFT Number 226008		NATURAL AREA CONSULTING MANAGEMENT SERVICES			1,975.88
26/05/2022	\$APINVCE	00017506	NATURAL AREA CONSULTING MANAGEMENT SERVICE	Plants - Tree Festival April	1,975.88
Cheque/EFT Number 226009		BSA LIMITED			731.50
26/05/2022	\$APINVCE	3630998	BSA LIMITED	Reactive PO - Mechanical Ventilation for	731.50
Cheque/EFT Number 226010		FARQUHAR & FARQUHAR PTY LTD T/AS KWIK KOPY PRINTING CENTRE O			1,195.25
26/05/2022	\$APINVCE	52289	FARQUHAR & FARQUHAR PTY LTD T/AS KWIK KOPY P	Pre-Start Checklist Book for Light Truck	1,195.25
Cheque/EFT Number 226011		NEVILLE JOSEPH COLLARD			600.00
26/05/2022	\$APINVCE	080522	NEVILLE JOSEPH COLLARD	Conduct Nyungar Culture Welcome to count	600.00
Cheque/EFT Number 226012		The Trustee for Two Bit Group Unit Trust t/as Flour Factory			1,000.00
26/05/2022	\$APINVCE	COP220722	The Trustee for Two Bit Group Unit Trust t/as Flour Fa	Deposit for mid year staff function	1,000.00
Cheque/EFT Number 226013		GARWOOD INTERNATIONAL PTY LTD			998.80
26/05/2022	\$APINVCE	00010694	GARWOOD INTERNATIONAL PTY LTD	Rear Door Seal For Compactor on Smaller	998.80
Cheque/EFT Number 226014		MILESTONE CERTIFIERS PTY LTD T/AS MILESTONE CERTIFIERS			660.00
26/05/2022	\$APINVCE	I004577	MILESTONE CERTIFIERS PTY LTD T/AS MILESTONE CEF	Structural Certifiers for Floating Forms	660.00
Cheque/EFT Number 226015		ALLMAKES PTY LTD T/AS BRANDWORX AUSTRALIA			615.73
26/05/2022	\$APINVCE	757843	ALLMAKES PTY LTD T/AS BRANDWORX AUSTRALIA	D Braimbridge Uniform Order	88.59
26/05/2022	\$APINVCE	757760	ALLMAKES PTY LTD T/AS BRANDWORX AUSTRALIA	Uniform for Tai Marshall 5 shirts 2 pant	321.74
26/05/2022	\$APINVCE	757841	ALLMAKES PTY LTD T/AS BRANDWORX AUSTRALIA	L Marin Uniform	50.95
26/05/2022	\$APINVCE	757842	ALLMAKES PTY LTD T/AS BRANDWORX AUSTRALIA	J Elder Uniform	154.45
Cheque/EFT Number 226016		Programmed Skilled Workforce Limited			8,145.22
26/05/2022	\$APINVCE	4253606	Programmed Skilled Workforce Limited	Casual Surveillance Officer Lewis Norris	3,747.87
26/05/2022	\$APINVCE	4286998	Programmed Skilled Workforce Limited	HR Admin level support -Judita - L&D Adm	2,066.24
26/05/2022	\$APINVCE	4286997	Programmed Skilled Workforce Limited	Casual Surveillance Officer Aaron Burgoy	2,331.11
Cheque/EFT Number 226017		RESOURCE FLUID POWER PTY LTD T/AS H.W.C. HYDRAULICS & EQUIPM			2,676.30
26/05/2022	\$APINVCE	00009831	RESOURCE FLUID POWER PTY LTD T/AS H.W.C. HYDR/	Repair and Rebuild of Cylinder for Hino	1,342.00
26/05/2022	\$APINVCE	00008961	RESOURCE FLUID POWER PTY LTD T/AS H.W.C. HYDR/	Strip and Rebuild x RAMs for Large Rubbi	1,334.30
Cheque/EFT Number 226018		DDL5 Australia Pty Ltd			12,028.50
26/05/2022	\$APINVCE	INV-161967-W2V7L0	DDL5 Australia Pty Ltd	Approved training for Technology Solutio	12,028.50
Cheque/EFT Number 226019		RAC Facades Pty Ltd			130,284.53



**Schedule of Accounts Paid - Municipal Fund**  
For the Period :01/05/2022-31/05/2022

Payment Date	Document Type	Invoice Number	Payee	Payment Details	Payment Amount
26/05/2022	\$APINVCE	100618	RAC Facades Pty Ltd	Refer insurance claim PR0026773 for info	128,788.53
26/05/2022	\$APINVCE	100617	RAC Facades Pty Ltd	Quote 10575 for removal of decal to the	1,496.00
<b>Cheque/EFT Number 226020</b>		<b>WINC AUSTRALIA PTY LTD</b>			<b>1,697.71</b>
26/05/2022	\$APINVCE	9039209764	WINC AUSTRALIA PTY LTD	CDS Depot @ 8 Aberdeen St Northbridge	85.05
26/05/2022	\$APINVCE	9038923645	WINC AUSTRALIA PTY LTD	CDS Depot @ 8 Aberdeen St Northbridge	89.10
26/05/2022	\$APINVCE	9038789091	WINC AUSTRALIA PTY LTD	CDS Depot @ 8 Aberdeen St Northbridge	135.59
26/05/2022	\$APINVCE	9038922085	WINC AUSTRALIA PTY LTD	CDS Depot @ 8 Aberdeen St Northbridge	150.03
26/05/2022	\$APINVCE	9037943863	WINC AUSTRALIA PTY LTD	Blanket order for stationary 2021/22	65.97
26/05/2022	\$APINVCE	9037969555	WINC AUSTRALIA PTY LTD	SUPPLIES FOR DAU & CSA LEVEL 1	14.34
26/05/2022	\$APINVCE	9037972776	WINC AUSTRALIA PTY LTD	Blanket order for stationary 2021/22	16.39
26/05/2022	\$APINVCE	9037969960	WINC AUSTRALIA PTY LTD	Blanket order for stationary 2021/22	14.06
26/05/2022	\$APINVCE	9038193221	WINC AUSTRALIA PTY LTD	Blanket order for stationary 2021/22	37.98
26/05/2022	\$APINVCE	9037978343	WINC AUSTRALIA PTY LTD	Level 2 Stationery and Paper Supplies	11.81
26/05/2022	\$APINVCE	9037959731	WINC AUSTRALIA PTY LTD	FY21/22 Stationery & Kitchen Supplier Lv	310.43
26/05/2022	\$APINVCE	9039208749	WINC AUSTRALIA PTY LTD	Blanket order for stationary 2021/22	19.25
26/05/2022	\$APINVCE	9039185825	WINC AUSTRALIA PTY LTD	Rangers, Community & EH office supplies	59.57
26/05/2022	\$APINVCE	9039184262	WINC AUSTRALIA PTY LTD	PO request - Contract rates have been ch	111.45
26/05/2022	\$APINVCE	9039169949	WINC AUSTRALIA PTY LTD	Level 4 stationery, kitchen consumables	311.95
26/05/2022	\$APINVCE	9039196316	WINC AUSTRALIA PTY LTD	Stationery Supplies, catering supplies,	136.19
26/05/2022	\$APINVCE	9039196153	WINC AUSTRALIA PTY LTD	Catering Supplies and Beverages for Comm	128.55
<b>Cheque/EFT Number 226021</b>		<b>DEPARTMENT OF LOCAL GOVERNMENT, SPORT AND CULTURAL INDUSTRIE</b>			<b>460,773.48</b>
26/05/2022	\$APINVCE	RI031873	DEPARTMENT OF LOCAL GOVERNMENT, SPORT AND	Annual Rent - 2020/21 - State Library an	460,773.48
<b>Cheque/EFT Number 226022</b>		<b>ACE SECURITY AND EVENTS SERVICES</b>			<b>38,172.37</b>
26/05/2022	\$APINVCE	00008328	ACE SECURITY AND EVENTS SERVICES	Security for Town Hall Events - ordered	881.89
26/05/2022	\$APINVCE	00008300	ACE SECURITY AND EVENTS SERVICES	Security for Town Hall Events - ordered	1,163.61
26/05/2022	\$APINVCE	00008367	ACE SECURITY AND EVENTS SERVICES	Homelessness services Moore Street secur	23,902.50
26/05/2022	\$APINVCE	00008366	ACE SECURITY AND EVENTS SERVICES	Security Officers for Library and Librar	12,224.37
<b>Cheque/EFT Number 226023</b>		<b>A.D COOTE &amp; CO. (SHEETMETAL)PTY LTD</b>			<b>448.80</b>
26/05/2022	\$APINVCE	119482	A.D COOTE & CO. (SHEETMETAL)PTY LTD	UA278DF Street light outreach arm – 0.4	448.80
<b>Cheque/EFT Number 226024</b>		<b>ESSENTIAL FIRE SERVICES PTY LTD</b>			<b>9,461.46</b>
26/05/2022	\$APINVCE	87961SM	ESSENTIAL FIRE SERVICES PTY LTD	FIRE SERVICES PLANNED MAINTENANCE 21/22	7,907.16
26/05/2022	\$APINVCE	87565SM	ESSENTIAL FIRE SERVICES PTY LTD	FIGURES ARE AN ESTIMATE ONLY, BASED ON A	682.00
26/05/2022	\$APINVCE	88291SM	ESSENTIAL FIRE SERVICES PTY LTD	FIGURES ARE AN ESTIMATE ONLY, BASED ON A	297.00
26/05/2022	\$APINVCE	87941SM	ESSENTIAL FIRE SERVICES PTY LTD	FIGURES ARE AN ESTIMATE ONLY, BASED ON A	484.00
26/05/2022	\$APINVCE	88148SM	ESSENTIAL FIRE SERVICES PTY LTD	FIGURES ARE AN ESTIMATE ONLY, BASED ON A	91.30
<b>Cheque/EFT Number 226025</b>		<b>METAL ARTWORK CREATIONS</b>			<b>164.90</b>
26/05/2022	\$APINVCE	88085	METAL ARTWORK CREATIONS	Name Badges and postage for City of Pert	164.90
<b>Cheque/EFT Number 226026</b>		<b>JOELZ PTY LTD T/AS BAX SERVICES</b>			<b>9,845.00</b>
26/05/2022	\$APINVCE	00000319	JOELZ PTY LTD T/AS BAX SERVICES	Claisebrook Channel Cleaning Service	9,845.00
<b>Cheque/EFT Number 226027</b>		<b>ENVIRO INFRASTRUCTURE PTY LTD</b>			<b>6,803.21</b>
26/05/2022	\$APINVCE	9061	ENVIRO INFRASTRUCTURE PTY LTD	Blanket order - Tree Grate modifications	5,388.11
26/05/2022	\$APINVCE	9271	ENVIRO INFRASTRUCTURE PTY LTD	Citiplace CP - To remove the existing gr	991.60
26/05/2022	\$APINVCE	9184	ENVIRO INFRASTRUCTURE PTY LTD	Enviro Infrastructure	423.50
<b>Cheque/EFT Number 226028</b>		<b>GRENSHED PTY LTD T/AS LIVING TURF</b>			<b>544.50</b>
26/05/2022	\$APINVCE	88410/01	GRENSHED PTY LTD T/AS LIVING TURF	Supply 1 x BMS Holepro Hole Changer	544.50
<b>Cheque/EFT Number 226029</b>		<b>CENTRAL CITY HEALTH PROFESSIONALS</b>			<b>1,650.00</b>
26/05/2022	\$APINVCE	0104952	CENTRAL CITY HEALTH PROFESSIONALS	Parking Podiatry 21/22	110.00
26/05/2022	\$APINVCE	0104795	CENTRAL CITY HEALTH PROFESSIONALS	Parking Podiatry 21/22	154.00
26/05/2022	\$APINVCE	0104858	CENTRAL CITY HEALTH PROFESSIONALS	Parking Podiatry 21/22	154.00
26/05/2022	\$APINVCE	0104857	CENTRAL CITY HEALTH PROFESSIONALS	Parking Podiatry 21/22	154.00
26/05/2022	\$APINVCE	0104991	CENTRAL CITY HEALTH PROFESSIONALS	Ranger podiatry services 21-22 FY	154.00
26/05/2022	\$APINVCE	0105026	CENTRAL CITY HEALTH PROFESSIONALS	Parking Podiatry 21/22	154.00
26/05/2022	\$APINVCE	0105007	CENTRAL CITY HEALTH PROFESSIONALS	Parking Podiatry 21/22	154.00
26/05/2022	\$APINVCE	0104936	CENTRAL CITY HEALTH PROFESSIONALS	Parking Podiatry 21/22	154.00
26/05/2022	\$APINVCE	0104935	CENTRAL CITY HEALTH PROFESSIONALS	Parking Podiatry 21/22	154.00
26/05/2022	\$APINVCE	0104927	CENTRAL CITY HEALTH PROFESSIONALS	Parking Podiatry 21/22	154.00
26/05/2022	\$APINVCE	0104925	CENTRAL CITY HEALTH PROFESSIONALS	Parking Podiatry 21/22	154.00
<b>Cheque/EFT Number 226030</b>		<b>SPECIALIZED CLEANING GROUP PTY LTD</b>			<b>10,442.10</b>
26/05/2022	\$APINVCE	INV-12962	SPECIALIZED CLEANING GROUP PTY LTD	Planned Car Park Sweeping from July 2021	10,442.10
<b>Cheque/EFT Number 226031</b>		<b>GRANBAY NOMINEES PTY LTD T/AS GO GRAPHICS</b>			<b>2,260.50</b>
26/05/2022	\$APINVCE	25281	GRANBAY NOMINEES PTY LTD T/AS GO GRAPHICS	Council House, Level 7 - General Manager	2,260.50
<b>Cheque/EFT Number 226032</b>		<b>DULUXGROUP(AUSTRALIA)PTY LTD T/AS DULUX AUSTRALIA</b>			<b>340.69</b>
26/05/2022	\$APINVCE	494301478	DULUXGROUP(AUSTRALIA)PTY LTD T/AS DULUX AUST	Paint and Hardware Supplies for Use in G	45.38
26/05/2022	\$APINVCE	494303811	DULUXGROUP(AUSTRALIA)PTY LTD T/AS DULUX AUST	Paint and Hardware Supplies for Use in G	94.69
26/05/2022	\$APINVCE	494385080	DULUXGROUP(AUSTRALIA)PTY LTD T/AS DULUX AUST	Paint and Hardware Supplies for Use in G	119.05
26/05/2022	\$APINVCE	494343633	DULUXGROUP(AUSTRALIA)PTY LTD T/AS DULUX AUST	Paint and Hardware Supplies for Use in G	81.57
<b>Cheque/EFT Number 226033</b>		<b>THE TRUSTEE FOR THE D &amp; J ROSE FAMILY TRUST T/A POOLEGRAVE POOLGRAVE SIGNS &amp; ENG</b>			<b>211.20</b>
26/05/2022	\$APINVCE	00021323	THE TRUSTEE FOR THE D & J ROSE FAMILY TRUST T/A	Desk Name Plates and Freight - COP Staff	211.20
<b>Cheque/EFT Number 226034</b>		<b>ORIX Australia Corporation Ltd</b>			<b>3,003.46</b>
26/05/2022	\$APINVCE	INV745272	ORIX Australia Corporation Ltd	Novated Lease Orix	3,003.46
<b>Cheque/EFT Number 226035</b>		<b>J.H. FLUID TRANSFER SOLUTIONS PTY LTD T/AS PIRTEK MALAGA</b>			<b>818.41</b>
26/05/2022	\$APINVCE	ML-T00048175	J.H. FLUID TRANSFER SOLUTIONS PTY LTD T/AS PIRTEK	Call Out to Replace Hose Assembly for Su	818.41
<b>Cheque/EFT Number 226036</b>		<b>AQUAMONIX PTY LTD</b>			<b>1,560.90</b>
26/05/2022	\$APINVCE	70285	AQUAMONIX PTY LTD	Rainman I.T Investigation Job 9274	742.50
26/05/2022	\$APINVCE	70319	AQUAMONIX PTY LTD	Replacement reticulation controller boar	818.40
<b>Cheque/EFT Number 226037</b>		<b>PRICE CONSULTING GROUP PTY LTD</b>			<b>13,682.63</b>
26/05/2022	\$APINVCE	5224	PRICE CONSULTING GROUP PTY LTD	Price Recruitment Consultants	13,682.63
<b>Cheque/EFT Number 226038</b>		<b>THE GRIFFITH FAMILY TRUST T/AS SUPERSTOCK SERVICES SUPERSTOCK FOOD SERVICES</b>			<b>174.87</b>
26/05/2022	\$APINVCE	40498584	THE GRIFFITH FAMILY TRUST T/AS SUPERSTOCK SERV	Milk for Child Care	86.97
26/05/2022	\$APINVCE	40498586	THE GRIFFITH FAMILY TRUST T/AS SUPERSTOCK SERV	Superstock Food Services supply fruit ju	55.80



**Schedule of Accounts Paid - Municipal Fund**  
For the Period :01/05/2022-31/05/2022

Payment Date	Document Type	Invoice Number	Payee	Payment Details	Payment Amount
26/05/2022	\$APINVCE	40498585	THE GRIFFITH FAMILY TRUST T/AS SUPERSTOCK SERV	Superstock Food Services supply fruit ju	32.10
<b>Cheque/EFT Number 226039</b>					<b>187.02</b>
26/05/2022	\$APINVCE	39900	R1I PTY LTD T/AS R1I TECHNOLOGY	PS23056 IE5000 Network Switch	187.02
<b>Cheque/EFT Number 226040</b>					<b>917.25</b>
26/05/2022	\$APINVCE	INV002484609	Ball & Doggett Pty Ltd	Ball & Doggett Paper Supplier Sovereign	917.25
<b>Cheque/EFT Number 226041</b>					<b>37,396.18</b>
26/05/2022	\$APINVCE	71169	Initiative Media Australia Pty Ltd	Heritage Perth Weekend - Digital - Digi	4,009.01
26/05/2022	\$APINVCE	71176	Initiative Media Australia Pty Ltd	Total costs for the City of Perth Parkin	26,540.80
26/05/2022	\$APINVCE	70697	Initiative Media Australia Pty Ltd	Total costs for the City of Perth Parkin	32.69
26/05/2022	\$APINVCE	71175	Initiative Media Australia Pty Ltd	Total costs for the City of Perth Parkin	27.01
26/05/2022	\$APINVCE	71177	Initiative Media Australia Pty Ltd	Total costs for the City of Perth Parkin	6,786.67
<b>Cheque/EFT Number 226042</b>					<b>550.00</b>
26/05/2022	\$APINVCE	1432	Toni Macarla Routledge t/as Perth Piano Care	Piano tuning - Cost invoiced to the cust	550.00
<b>Cheque/EFT Number 226043</b>					<b>5,537.40</b>
26/05/2022	\$APINVCE	1886401	Stantec Australia Pty Ltd	Pier St Catenary Lighting System Design	5,537.40
<b>Cheque/EFT Number 226044</b>					<b>5,512.67</b>
26/05/2022	\$APINVCE	7000002762	OCLC (UK) Limited	Provision of EZproxy hosted, which is in	5,512.67
<b>Cheque/EFT Number 226045</b>					<b>1,882.76</b>
26/05/2022	\$APINVCE	XX878631	Tyres 4U Pty Limited	New Tyres for Rubbish Truck and Caddy Va	1,882.76
<b>Cheque/EFT Number 226046</b>					<b>58,718.00</b>
26/05/2022	\$APINVCE	INV-0114	KT WILSON & LP WOOD	Brand refresh phase 1, 2 & 3	58,718.00
<b>Cheque/EFT Number 226047</b>					<b>5,500.00</b>
26/05/2022	\$APINVCE	050522	ADTA PTY LTD T/AS 1OFF	LOCAL ACTIVATION GRANT - SNEAKERLAND App	5,500.00
<b>Cheque/EFT Number 226048</b>					<b>7,557.26</b>
26/05/2022	\$APINVCE	HPL51371	Hoban Recruitment Pty Ltd	Ken Buck Pay Period 3/10/2021 to 14/11/	1,549.50
26/05/2022	\$APINVCE	HPL49184	Hoban Recruitment Pty Ltd	Invoice HPL47348	-287.10
26/05/2022	\$APINVCE	HPL52011	Hoban Recruitment Pty Ltd	PIO Agency Staff	1,679.29
26/05/2022	\$APINVCE	HPL52009	Hoban Recruitment Pty Ltd	Ken Buck Pay Period 3/10/2021 to 14/11/	1,960.47
26/05/2022	\$APINVCE	HPL52010	Hoban Recruitment Pty Ltd	PIO Agency Staff	1,007.58
26/05/2022	\$APINVCE	HPL52008	Hoban Recruitment Pty Ltd	Contract Technician Joe Bai from Hoban	1,647.52
<b>Cheque/EFT Number 226049</b>					<b>13,180.81</b>
26/05/2022	\$APINVCE	6828	Aboriginal United Services Pty Ltd	Aus Staffing For CDS Depot	6,021.27
26/05/2022	\$APINVCE	6792	Aboriginal United Services Pty Ltd	Aus Staffing For CDS Depot	7,159.54
<b>Cheque/EFT Number 226050</b>					<b>739.75</b>
26/05/2022	\$APINVCE	31771	BELL TRADING TRUST T/AS NORTH STAR SECURITY	VARIOUS SITES - REACTIVE MAINTENANCE 202	396.00
26/05/2022	\$APINVCE	31775	BELL TRADING TRUST T/AS NORTH STAR SECURITY	VARIOUS SITES - REACTIVE MAINTENANCE 202	343.75
<b>Cheque/EFT Number 226051</b>					<b>528.00</b>
26/05/2022	\$APINVCE	99397	GO DOORS PTY LTD t/as GO DOORS	City of Perth Autodoor reactive maintena	528.00
<b>Cheque/EFT Number 226052</b>					<b>655.50</b>
26/05/2022	\$APINVCE	268265	Diamond Locksmiths Pty Ltd t/as Diamond Lock & Security		655.50
<b>Cheque/EFT Number 226053</b>					<b>154.08</b>
26/05/2022	\$APINVCE	111246	MDM Entertainment Pty Ltd	Supply of Adult Fiction & Adult Non-Fict	82.07
26/05/2022	\$APINVCE	110695	MDM Entertainment Pty Ltd	Supply of Adult Fiction & Adult Non-Fict	31.66
26/05/2022	\$APINVCE	110694	MDM Entertainment Pty Ltd	Supply of Adult Fiction & Adult Non-Fict	35.29
26/05/2022	\$APINVCE	110751	MDM Entertainment Pty Ltd	DVD One-time Security Cases	5.06
<b>Cheque/EFT Number 226054</b>					<b>5,885.00</b>
26/05/2022	\$APINVCE	INV0685	Full Blown Landscaping Pty Ltd	Supply Apply 50m3 Eclipse Boutique Mulch	5,885.00
<b>Cheque/EFT Number 226055</b>					<b>5,024.25</b>
26/05/2022	\$APINVCE	004023	Corser & Corser Pty Ltd	Legal advice - Case 21-025-COMDCSA-L	5,024.25
<b>Cheque/EFT Number 226056</b>					<b>9,783.54</b>
26/05/2022	\$APINVCE	INV-1711	J & M Asphalt Pty Ltd	J & M Asphalt - Quote	2,445.88
26/05/2022	\$APINVCE	INV-1710	J & M Asphalt Pty Ltd	J & M Asphalt - Quote	7,337.66
<b>Cheque/EFT Number 226057</b>					<b>552.90</b>
26/05/2022	\$APINVCE	316450	FreshExchange Pty Ltd	Fresh fruit & Vegetables.	165.71
26/05/2022	\$APINVCE	316806	FreshExchange Pty Ltd	Fresh fruit & Vegetables.	122.54
26/05/2022	\$APINVCE	316660	FreshExchange Pty Ltd	Delivery of Fruit and Vegetables to Chil	150.59
26/05/2022	\$APINVCE	316632	FreshExchange Pty Ltd	Fresh fruit & Vegetables.	114.06
<b>Cheque/EFT Number 226058</b>					<b>19,025.88</b>
26/05/2022	\$APINVCE	10665	The Trustee for the DDR Family Trust DDR Consult	EQ Consultancy - 31.12.21 to 30.06.22	19,025.88
<b>Cheque/EFT Number 226059</b>					<b>15,360.00</b>
26/05/2022	\$APINVCE	5002-217665	Arup Australia Pty Ltd	Arup detailed design package delivery -	15,360.00
<b>Cheque/EFT Number 226060</b>					<b>160.00</b>
26/05/2022	\$APINVCE	220502	Chelsea Victoria Hayes	Wedding Open Day Blogger	160.00
<b>Cheque/EFT Number 226061</b>					<b>12,856.25</b>
26/05/2022	\$APINVCE	00997	Joel Christopher Yeldon	Legal Advice- Case 21-005-MAJOR-G	12,856.25
<b>Cheque/EFT Number 226062</b>					<b>7,929.08</b>
26/05/2022	\$APINVCE	55857	On Tap Plumbing & Gas Pty Ltd	VARIOUS SITES - UNPLANNED PLUMBING SERVI	5,808.10
26/05/2022	\$APINVCE	55870	On Tap Plumbing & Gas Pty Ltd	VARIOUS SITES - UNPLANNED PLUMBING SERVI	386.10
26/05/2022	\$APINVCE	55916	On Tap Plumbing & Gas Pty Ltd	VARIOUS SITES - UNPLANNED PLUMBING SERVI	696.30
26/05/2022	\$APINVCE	55897	On Tap Plumbing & Gas Pty Ltd	VARIOUS SITES - UNPLANNED PLUMBING SERVI	128.15
26/05/2022	\$APINVCE	55894	On Tap Plumbing & Gas Pty Ltd	VARIOUS SITES - UNPLANNED PLUMBING SERVI	568.13
26/05/2022	\$APINVCE	55861	On Tap Plumbing & Gas Pty Ltd	VARIOUS SITES - UNPLANNED PLUMBING SERVI	342.30
<b>Cheque/EFT Number 226063</b>					<b>1,633.73</b>
26/05/2022	\$APINVCE	12594	Maxey Plumbing Pty Ltd	VARIOUS SITES - UNPLANNED PLUMBING SERVI	154.00
26/05/2022	\$APINVCE	12591	Maxey Plumbing Pty Ltd	VARIOUS SITES - UNPLANNED PLUMBING SERVI	162.25
26/05/2022	\$APINVCE	12636	Maxey Plumbing Pty Ltd	VARIOUS SITES - UNPLANNED PLUMBING SERVI	423.50
26/05/2022	\$APINVCE	12606	Maxey Plumbing Pty Ltd	VARIOUS SITES - UNPLANNED PLUMBING SERVI	154.00
26/05/2022	\$APINVCE	12670	Maxey Plumbing Pty Ltd	VARIOUS SITES - UNPLANNED PLUMBING SERVI	220.00
26/05/2022	\$APINVCE	12593	Maxey Plumbing Pty Ltd	VARIOUS SITES - UNPLANNED PLUMBING SERVI	376.98
26/05/2022	\$APINVCE	12648	Maxey Plumbing Pty Ltd	VARIOUS SITES - UNPLANNED PLUMBING SERVI	143.00



**Schedule of Accounts Paid - Municipal Fund**  
For the Period :01/05/2022-31/05/2022

Payment Date	Document Type	Invoice Number	Payee	Payment Details	Payment Amount
<b>Cheque/EFT Number 226064</b>			<b>Linda Louise Wayman t/as Wayman Advisory</b>		<b>3,960.00</b>
26/05/2022	\$APINVCE	128	Linda Louise Wayman t/as Wayman Advisory	Provision of consultancy to deliver Sign	3,960.00
<b>Cheque/EFT Number 226065</b>			<b>Camilla Jane Griffin-Appadoo</b>		<b>250.00</b>
26/05/2022	\$APINVCE	INV254071	Camilla Jane Griffin-Appadoo	Blogwriter - Camilla Griffin Appadoo	250.00
<b>Cheque/EFT Number 226066</b>			<b>Wright Welding &amp; Fabrication Pty Ltd</b>		<b>17,286.50</b>
26/05/2022	\$APINVCE	INV-0306	Wright Welding & Fabrication Pty Ltd	Light fitting replacement program - supp	17,286.50
<b>Cheque/EFT Number 226067</b>			<b>Alfagomma Australia Pty Ltd</b>		<b>348.55</b>
26/05/2022	\$APINVCE	1454973A	Alfagomma Australia Pty Ltd	New High Pressure Hose for WAC Water Tru	348.55
<b>Cheque/EFT Number 226068</b>			<b>Business Station Inc</b>		<b>132.00</b>
26/05/2022	\$APINVCE	INV-26532	Business Station Inc	5 x Digital Solutions program - Snap My	44.00
26/05/2022	\$APINVCE	INV-26531	Business Station Inc	5 x Digital Solutions program - Snap My	44.00
26/05/2022	\$APINVCE	INV-26530	Business Station Inc	5 x Digital Solutions program - Snap My	44.00
<b>Cheque/EFT Number 226069</b>			<b>Surepak Pty Ltd</b>		<b>87.19</b>
26/05/2022	\$APINVCE	110130	Surepak Pty Ltd	Parks Bin Liners 120L to trial	87.19
<b>Cheque/EFT Number 226070</b>			<b>Linda Lorraine Caudwell</b>		<b>450.00</b>
26/05/2022	\$APINVCE	13052020	Linda Lorraine Caudwell	Perth Plant Displays - Terrariums	450.00
<b>Cheque/EFT Number 226071</b>			<b>Boc Gases Australia Ltd</b>		<b>55.00</b>
26/05/2022	\$APINVCE	4029902177	Boc Gases Australia Ltd	DO NOT FORWARD PO TO SUPPLIER - Ammendin	55.00
<b>Cheque/EFT Number 226072</b>			<b>BUNNINGS BUILDING SUPPLIES P/L</b>		<b>423.12</b>
26/05/2022	\$APINVCE	2260/00723539	BUNNINGS BUILDING SUPPLIES P/L	VARIOUS SITES - SUPPLY OF GENERAL HARDWA	23.75
26/05/2022	\$APINVCE	2260/00723537	BUNNINGS BUILDING SUPPLIES P/L	VARIOUS SITES - SUPPLY OF GENERAL HARDWA	94.00
26/05/2022	\$APINVCE	2404/01160981	BUNNINGS BUILDING SUPPLIES P/L	Supply Tools - Spanner Set, Socket set &	305.37
<b>Cheque/EFT Number 226073</b>			<b>CFMEU MINING &amp; ENERGY DIVISION</b>		<b>360.00</b>
26/05/2022	\$HRPAYJNL	EF 20/05/2022	CFMEU MINING & ENERGY DIVISION	CFMEU	320.00
26/05/2022	\$HRPAYJNL	F 20/05/2022	CFMEU MINING & ENERGY DIVISION	CFMEU	40.00
<b>Cheque/EFT Number 226074</b>			<b>Child Support Agency</b>		<b>1,440.04</b>
26/05/2022	\$HRPAYJNL	EF 20/05/2022	Child Support Agency	ATO Child Support Agency	634.19
26/05/2022	\$HRPAYJNL	F 20/05/2022	Child Support Agency	ATO Child Support Agency	805.85
<b>Cheque/EFT Number 226075</b>			<b>CITY OF PERTH (PETTY CASH)</b>		<b>723.35</b>
26/05/2022	\$APINVCE	26052022	CITY OF PERTH (PETTY CASH)	Petty cash reimbursement 26/5/22	723.35
<b>Cheque/EFT Number 226076</b>			<b>CITY OF PERTH STAFF SOCIAL CLUB</b>		<b>714.00</b>
26/05/2022	\$HRPAYJNL	F 20/05/2022	CITY OF PERTH STAFF SOCIAL CLUB	Social Club	21.00
26/05/2022	\$HRPAYJNL	EF 20/05/2022	CITY OF PERTH STAFF SOCIAL CLUB	Social Club	56.00
26/05/2022	\$HRPAYJNL	F 20/05/2022	CITY OF PERTH STAFF SOCIAL CLUB	Social Club	637.00
<b>Cheque/EFT Number 226077</b>			<b>CLASSIC TREE SERVICES</b>		<b>1,115.63</b>
26/05/2022	\$APINVCE	INV-36425	CLASSIC TREE SERVICES	Tree root pruning Tender rate 27.c.i - U	716.00
26/05/2022	\$APINVCE	INV-36424	CLASSIC TREE SERVICES	Street Tree Pruning, Removal and Arboric	399.63
<b>Cheque/EFT Number 226078</b>			<b>Coates Hire Operations Pty Limited</b>		<b>363,892.90</b>
26/05/2022	\$APCREDIT	21391251	Coates Hire Operations Pty Limited	Invoice 21133558	-14,168.61
26/05/2022	\$APINVCE	21133558	Coates Hire Operations Pty Limited	Contract number 100696 Infrastructure Hi	187,359.99
26/05/2022	\$APCREDIT	21390941	Coates Hire Operations Pty Limited	Invoice 21133585	-261.25
26/05/2022	\$APCREDIT	21391116	Coates Hire Operations Pty Limited	Invoice 21133578	-13,180.26
26/05/2022	\$APCREDIT	21391101	Coates Hire Operations Pty Limited	Invoice 21133582	-1,231.14
26/05/2022	\$APCREDIT	21391606	Coates Hire Operations Pty Limited	Invoice 21133572	-203.82
26/05/2022	\$APINVCE	21133585	Coates Hire Operations Pty Limited	Contract number 100696 Infrastructure Hi	72,259.63
26/05/2022	\$APINVCE	21133578	Coates Hire Operations Pty Limited	Contract number 100696 Infrastructure Hi	118,622.02
26/05/2022	\$APINVCE	21133572	Coates Hire Operations Pty Limited	Contract number 100696 Infrastructure Hi	3,616.02
26/05/2022	\$APINVCE	21133582	Coates Hire Operations Pty Limited	Contract number 100696 Infrastructure Hi	11,080.32
<b>Cheque/EFT Number 226079</b>			<b>DARDANUP BUTCHERING UNIT TRUST T/AS DARDANUP BUTCHERING CO DARDANUP BUTCHERING C</b>		<b>1,810.47</b>
26/05/2022	\$APINVCE	BL630575	DARDANUP BUTCHERING UNIT TRUST T/AS DARDANUP BUTCHERING CO	Dardanup - meat supply for Community Cen	1,566.81
26/05/2022	\$APINVCE	BL631087	DARDANUP BUTCHERING UNIT TRUST T/AS DARDANUP BUTCHERING CO	Dardanup - meat supply for Community Cen	243.66
<b>Cheque/EFT Number 226080</b>			<b>ENGINEERING TECHNOLOGY CONSULTANTS - ETC</b>		<b>1,405.80</b>
26/05/2022	\$APINVCE	INV11301	ENGINEERING TECHNOLOGY CONSULTANTS - ETC	VP201515 - Stage 2 Construction Document	1,405.80
<b>Cheque/EFT Number 226081</b>			<b>Ellenby Tree Farm Pty Ltd</b>		<b>5,384.17</b>
26/05/2022	\$APINVCE	30566	Ellenby Tree Farm Pty Ltd	Urban Forest infill planting program Tra	5,384.17
<b>Cheque/EFT Number 226082</b>			<b>FARINOSI &amp; SONS PTY LTD</b>		<b>441.30</b>
26/05/2022	\$APINVCE	11050751	FARINOSI & SONS PTY LTD	VARIOUS SITES - SUPPLY OF MINOR HARDWARE	69.25
26/05/2022	\$APINVCE	11050651	FARINOSI & SONS PTY LTD	VARIOUS SITES - SUPPLY OF MINOR HARDWARE	49.30
26/05/2022	\$APINVCE	11050674	FARINOSI & SONS PTY LTD	VARIOUS SITES - SUPPLY OF MINOR HARDWARE	16.80
26/05/2022	\$APINVCE	11051040	FARINOSI & SONS PTY LTD	Farinosi & Sons	305.95
<b>Cheque/EFT Number 226083</b>			<b>GHD PTY LTD</b>		<b>4,069.45</b>
26/05/2022	\$APINVCE	112-0120183	GHD PTY LTD	Road Safety Inspection on Terrace Road	4,069.45
<b>Cheque/EFT Number 226084</b>			<b>STRATAGREEN</b>		<b>789.43</b>
26/05/2022	\$APINVCE	144681	STRATAGREEN	Supply 4 x ARS UV47-1 replacement blade	465.70
26/05/2022	\$APINVCE	144765	STRATAGREEN	Supply Tools as per quote Q000596	323.73
<b>Cheque/EFT Number 226085</b>			<b>HAYS PERSONNEL SERVICES (AUST) PTY LTD</b>		<b>36,438.54</b>
26/05/2022	\$APINVCE	50778582	HAYS PERSONNEL SERVICES (AUST) PTY LTD	Smart City data management and reporting	1,048.80
26/05/2022	\$APINVCE	50754680	HAYS PERSONNEL SERVICES (AUST) PTY LTD	Hays/WALGA PSP011 contract labor hire 21	9,454.45
26/05/2022	\$APINVCE	50810497	HAYS PERSONNEL SERVICES (AUST) PTY LTD	Hays/WALGA PSP011 contract labor hire 21	3,459.03
26/05/2022	\$APINVCE	50824982	HAYS PERSONNEL SERVICES (AUST) PTY LTD	Hays/WALGA PSP011 contract labor hire 21	4,820.29
26/05/2022	\$APINVCE	50856664	HAYS PERSONNEL SERVICES (AUST) PTY LTD	Hays/WALGA PSP011 contract labor hire 21	7,385.72
26/05/2022	\$APINVCE	50866548	HAYS PERSONNEL SERVICES (AUST) PTY LTD	Hays/WALGA PSP011 contract labor hire 21	6,075.07
26/05/2022	\$APINVCE	50841513	HAYS PERSONNEL SERVICES (AUST) PTY LTD	Smart City data management and reporting	4,195.18
<b>Cheque/EFT Number 226086</b>			<b>JA TREBY TRUST/TAS CONCEPT MEDIA AND HAVE A GO NEWS</b>		<b>480.15</b>
26/05/2022	\$APINVCE	58324	JA TREBY TRUST/TAS CONCEPT MEDIA AND HAVE A GO NEWS	Have a Go News 10x3 advert for National	480.15
<b>Cheque/EFT Number 226087</b>			<b>HOSPITAL BENEFIT FUND OF WA</b>		<b>402.39</b>
26/05/2022	\$HRPAYJNL	EF 20/05/2022	HOSPITAL BENEFIT FUND OF WA	Hospital Benefit Fund	275.10
26/05/2022	\$HRPAYJNL	F 20/05/2022	HOSPITAL BENEFIT FUND OF WA	Hospital Benefit Fund	127.29
<b>Cheque/EFT Number 226088</b>			<b>HYDROQUIP PUMPS</b>		<b>313.50</b>
26/05/2022	\$APINVCE	INV-43300	HYDROQUIP PUMPS	Call Out Fee & Electrician 1hr JH Abraha	313.50



**Schedule of Accounts Paid - Municipal Fund**  
For the Period :01/05/2022-31/05/2022

Payment Date	Document Type	Invoice Number	Payee	Payment Details	Payment Amount
<b>Cheque/EFT Number 226089</b>			<b>Industrial Foundation for Accident Prevention (IFAP) t/as WHS Foundation</b>		<b>990.00</b>
26/05/2022	\$APINVCE	AXI9627	Industrial Foundation for Accident Prevention (IFAP) t WHS/IFAP - Safety & Health Rep Course fo		990.00
<b>Cheque/EFT Number 226090</b>			<b>ID SUPPLIES PTY LTD</b>		<b>8,622.90</b>
26/05/2022	\$APINVCE	016934	ID SUPPLIES PTY LTD	CPP Parking Cards - Bounce Back Perth pr	4,311.45
26/05/2022	\$APINVCE	016956	ID SUPPLIES PTY LTD	CPP Parking Cards - Bounce Back Perth pr	4,311.45
<b>Cheque/EFT Number 226091</b>			<b>The Trustee for Parker Trust t/as Lawn Doctor</b>		<b>1,254.00</b>
26/05/2022	\$APINVCE	00720944	The Trustee for Parker Trust t/as Lawn Doctor	Mow, Brush cut, Edge & Blow JH Abrahams	1,254.00
<b>Cheque/EFT Number 226092</b>			<b>Isentia Pty Limited t/as Media Monitors Pty Limited</b>		<b>1,705.00</b>
26/05/2022	\$APINVCE	MN0839315	Isentia Pty Limited t/as Media Monitors Pty Limited	isentia media monitoring blanket FY21/22	1,705.00
<b>Cheque/EFT Number 226093</b>			<b>MERCURY</b>		<b>380.40</b>
26/05/2022	\$APINVCE	CIMM4476603/2	MERCURY	City of Perth couriers	47.14
26/05/2022	\$APINVCE	CIMM4470221/3	MERCURY	City of Perth couriers	189.20
26/05/2022	\$APINVCE	CIMM4470221/2	MERCURY	City of Perth couriers	38.70
26/05/2022	\$APINVCE	CIMM447022/1	MERCURY	City of Perth couriers	80.87
26/05/2022	\$APINVCE	CIMM4476603/1	MERCURY	City of Perth couriers	15.38
26/05/2022	\$APINVCE	CIMM4476603/3	MERCURY	City of Perth couriers	9.11
<b>Cheque/EFT Number 226094</b>			<b>MINDARIE REGIONAL COUNCIL</b>		<b>29,531.32</b>
26/05/2022	\$APINVCE	SINV-045239	MINDARIE REGIONAL COUNCIL	Provision of Landfill Tipping - 2021/22	29,531.32
<b>Cheque/EFT Number 226095</b>			<b>LGRCEU</b>		<b>1,199.00</b>
26/05/2022	\$HRPAYJNL	F 20/05/2022	LGRCEU	LGRCEU	11.00
26/05/2022	\$HRPAYJNL	F 20/05/2022	LGRCEU	LGRCEU	132.00
26/05/2022	\$HRPAYJNL	EF 20/05/2022	LGRCEU	LGRCEU	1,056.00
<b>Cheque/EFT Number 226096</b>			<b>REINO INTERNATIONAL</b>		<b>1,718.75</b>
26/05/2022	\$APINVCE	R0021539	REINO INTERNATIONAL	SLA for PEMS server Support 21/22	1,718.75
<b>Cheque/EFT Number 226097</b>			<b>ROYAL BUSINESS PRODUCTS</b>		<b>5,875.48</b>
26/05/2022	\$APINVCE	008430	ROYAL BUSINESS PRODUCTS	150 LTO6 Fuji tapes (required for backup	5,875.48
<b>Cheque/EFT Number 226098</b>			<b>RSEA PTY LTD</b>		<b>1,114.30</b>
26/05/2022	\$APINVCE	12971277	RSEA PTY LTD	CDS Depot @ 8 Aberdeen St Northbridge	160.60
26/05/2022	\$APINVCE	12945170	RSEA PTY LTD	Safety Boots Nightshift - Phil Green	151.80
26/05/2022	\$APINVCE	12968551	RSEA PTY LTD	RSEA	160.60
26/05/2022	\$APINVCE	12794585A	RSEA PTY LTD	New Uniforms for Veronika White (9488),	30.80
26/05/2022	\$APINVCE	12868289	RSEA PTY LTD	Safety Boots for Mark Beaney - Depot Wor	160.60
26/05/2022	\$APINVCE	12951893	RSEA PTY LTD	Safety Boots Nightshift - Craig Gidley	137.50
26/05/2022	\$APINVCE	12957232	RSEA PTY LTD	Safety Shoes for Adam Wray (9212)	160.60
26/05/2022	\$APINVCE	12958482	RSEA PTY LTD	Safety Boots Nightshift - Mitch Eustace	151.80
<b>Cheque/EFT Number 226099</b>			<b>FUJI XEROX BUSINESSFORCE PTY LTD</b>		<b>1,467.88</b>
26/05/2022	\$APINVCE	662096192	FUJI XEROX BUSINESSFORCE PTY LTD	Reminder and Final Demand notice product	1,190.77
26/05/2022	\$APINVCE	661096192	FUJI XEROX BUSINESSFORCE PTY LTD	Reminder and Final Demand notice product	277.11
<b>Cheque/EFT Number 226100</b>			<b>Sheridan Group Trust t/as Sheridan's For Badges</b>		<b>1,179.86</b>
26/05/2022	\$APINVCE	85333	Sheridan Group Trust t/as Sheridan's For Badges	Printing of sample selection of new City	1,179.86
<b>Cheque/EFT Number 226101</b>			<b>Department of the Premier and Cabinet</b>		<b>2,648.40</b>
26/05/2022	\$APINVCE	1001896	Department of the Premier and Cabinet	Gazettal of: CPS No. 2 Amendment No. 46	2,648.40
<b>Cheque/EFT Number 226102</b>			<b>STATEWIDE CLEANING SUPPLIES</b>		<b>762.52</b>
26/05/2022	\$APINVCE	SI446693	STATEWIDE CLEANING SUPPLIES	Statewide order - Town Hall cleaning sup	762.52
<b>Cheque/EFT Number 226103</b>			<b>CSP GROUP PTY LTD T/AS STIHL SHOP OSBORNE PARK</b>		<b>115.00</b>
26/05/2022	\$APINVCE	72510 #7	CSP GROUP PTY LTD T/AS STIHL SHOP OSBORNE PARK	General Servicing of Minor Plant - EG -	115.00
<b>Cheque/EFT Number 226104</b>			<b>TOTAL EDEN PTY LTD T/AS Nutrien Water</b>		<b>614.04</b>
26/05/2022	\$APINVCE	412111753	TOTAL EDEN PTY LTD T/AS Nutrien Water	Supply 3 x 100mm rubber gasket	7.72
26/05/2022	\$APINVCE	412110811	TOTAL EDEN PTY LTD T/AS Nutrien Water	Stores Stock	606.32
<b>Cheque/EFT Number 226105</b>			<b>TRANEN PTY LTD T/AS TRANEN REVEGETATION SYSTEMS</b>		<b>4,290.00</b>
26/05/2022	\$APINVCE	2795	TRANEN PTY LTD T/AS TRANEN REVEGETATION SYSTEMS	WA wildflower seed 8 kgs of Rhodanthe ch	4,290.00
<b>Cheque/EFT Number 226106</b>			<b>Ultimo Catering &amp; Events Pty Ltd</b>		<b>4,048.96</b>
26/05/2022	\$APINVCE	00415118	Ultimo Catering & Events Pty Ltd	Ultimo catering - COP catering supplies	244.20
26/05/2022	\$APINVCE	00415120	Ultimo Catering & Events Pty Ltd	Ultimo catering - COP catering supplies	377.30
26/05/2022	\$APINVCE	00415119	Ultimo Catering & Events Pty Ltd	Ultimo catering - COP catering supplies	150.70
26/05/2022	\$APINVCE	00414915	Ultimo Catering & Events Pty Ltd	Ultimo catering - COP catering supplies	343.42
26/05/2022	\$APINVCE	00414914	Ultimo Catering & Events Pty Ltd	Ultimo catering - COP catering supplies	125.95
26/05/2022	\$APINVCE	00414881	Ultimo Catering & Events Pty Ltd	Ultimo catering - COP catering supplies	895.76
26/05/2022	\$APINVCE	00415150	Ultimo Catering & Events Pty Ltd	Ultimo catering - COP catering supplies	1,316.70
26/05/2022	\$APINVCE	00414958	Ultimo Catering & Events Pty Ltd	Ultimo catering - COP catering supplies	139.04
26/05/2022	\$APINVCE	00414957	Ultimo Catering & Events Pty Ltd	Ultimo catering - COP catering supplies	322.24
26/05/2022	\$APINVCE	00414956	Ultimo Catering & Events Pty Ltd	Ultimo catering - COP catering supplies	133.65
<b>Cheque/EFT Number 226107</b>			<b>WA MUSIC INDUSTRY ASSOCIATION INC</b>		<b>33,000.00</b>
26/05/2022	\$APINVCE	00106250	WA MUSIC INDUSTRY ASSOCIATION INC	Arts Sponsorship 2021/22 West Australian	33,000.00
<b>Cheque/EFT Number 226108</b>			<b>WESTERN RESOURCE RECOVERY PTY LTD</b>		<b>170.50</b>
26/05/2022	\$APINVCE	99274	WESTERN RESOURCE RECOVERY PTY LTD	VARIOUS SITES - UNPLANNED MAINTENANCE -	170.50
<b>Cheque/EFT Number 226109</b>			<b>Darren Unwin</b>		<b>130.00</b>
26/05/2022	\$APINVCE	10052022	Darren Unwin	Footcare Mgt Program-D Unwin	130.00
<b>Cheque/EFT Number 226110</b>			<b>Nathan Ahern</b>		<b>1,193.01</b>
26/05/2022	\$APINVCE	160522	Nathan Ahern	Reimb- PACE Conf Expense-N Ahern	1,193.01
<b>Cheque/EFT Number 226111</b>			<b>RHONDA BRADDOCK</b>		<b>165.00</b>
26/05/2022	\$APINVCE	160522	RHONDA BRADDOCK	FOOTCARE MGT PROGRAM- R BRADDOCK	165.00
<b>Cheque/EFT Number 226113</b>			<b>Yow Min (Chris) Lee</b>		<b>160.00</b>
26/05/2022	\$APINVCE	200522	Yow Min (Chris) Lee	Footcare Mgt Program-Chris Lee	160.00
<b>Cheque/EFT Number 226114</b>			<b>ELECTRICITY NETWORK CORPORATION</b>		<b>156.00</b>
26/05/2022	\$APINVCE	OB2020/460	ELECTRICITY NETWORK CORPORATION	APPLICATION REFUND-370 WILLIAM ST	156.00
<b>Cheque/EFT Number 226115</b>			<b>C A HAYHOW &amp; NPP FENNER-HAYHOW</b>		<b>4,481.10</b>
26/05/2022	\$APINVCE	A1138262	C A HAYHOW & NPP FENNER-HAYHOW	REFUND-DUE TO PROPERTY SALE-11/996HAY ST	4,481.10
<b>Cheque/EFT Number 226116</b>			<b>FRED RUTTER</b>		<b>120.00</b>
26/05/2022	\$APINVCE	220522	FRED RUTTER	HEALTHY LIFESTYLE CONT-F RUTTER	120.00



**Schedule of Accounts Paid - Municipal Fund**  
For the Period :01/05/2022-31/05/2022

Payment Date	Document Type	Invoice Number	Payee	Payment Details	Payment Amount
<b>Cheque/EFT Number 226117</b>					<b>99.00</b>
26/05/2022	\$APINVCE	PT2022/12	G ALGAR	REFUND-APPL SUBMITTED IN ERROR	99.00
<b>Cheque/EFT Number 226118</b>					<b>70.00</b>
26/05/2022	\$APINVCE	210322	GEOFFREY BAILY	REIMB HEALTHY LIFESTYLE CONT-G BAILY	70.00
<b>Cheque/EFT Number 226119</b>					<b>190.00</b>
26/05/2022	\$APINVCE	EV2022-71	J MARTIN	Application Refund-application postponed	190.00
<b>Cheque/EFT Number 226122</b>					<b>2,700.00</b>
26/05/2022	\$APINVCE	230522	MARTIN COPEMAN	Study Assistance-M Copeman	2,700.00
<b>Cheque/EFT Number 226123</b>					<b>168.50</b>
26/05/2022	\$APINVCE	EV2021-444	NORTH METROPOLITAN HEALTH SERVICES	FEE WAIVER OF EVENT VENUE HIRE FEES	168.50
<b>Cheque/EFT Number 226124</b>					<b>99.00</b>
26/05/2022	\$APINVCE	SKIP22-27	PERTH TLC GROUP	INCORRECT APPLICATION	99.00
<b>Cheque/EFT Number 226125</b>					<b>100.00</b>
26/05/2022	\$APINVCE	190522	ROSA NATALOTTO	HEALTHY LIFESTYLE CONT- R NATALOTTO	100.00
<b>Cheque/EFT Number 226126</b>					<b>120.00</b>
26/05/2022	\$APINVCE	160522	HARIHAR PRADHAN	HEALTHY LIFESTYLE CONT-H PRADHAN	120.00
<b>Cheque/EFT Number 226127</b>					<b>120.00</b>
26/05/2022	\$APINVCE	220522	L Anselmo		120.00
<b>Cheque/EFT Number 226128</b>					<b>120.00</b>
26/05/2022	\$APINVCE	170522	GRAEME GIBLETT	HEALTHY LIFESTYLE CLAIM-G GIBLETT	120.00
<b>Cheque/EFT Number 226129</b>					<b>120.00</b>
26/05/2022	\$APINVCE	180522	RICHARD WATT	HEALTHY LIFESTYLE CONT-R WATT	120.00
<b>Cheque/EFT Number 226130</b>					<b>156.00</b>
26/05/2022	\$APINVCE	OB2022/461	SLEWRIG CONSTRUCTIONS	REFUND-OBSTRUCTION PERMIT IN CARPARK	156.00
<b>Cheque/EFT Number 226131</b>					<b>1,353.00</b>
26/05/2022	\$APINVCE	170522	ST JOHN WA	REFUND-OVERAPDI INV DEBTOR 5015920	1,353.00
<b>Cheque/EFT Number 226132</b>					<b>120.00</b>
26/05/2022	\$APINVCE	130422	Stephen Wrigglesworth	HEALTHY LIFESTYLE CONT- S WRIGGLESWORTH	120.00
<b>Cheque/EFT Number 226133</b>					<b>156.00</b>
26/05/2022	\$APINVCE	EV2022-68	TLS PRODUCTIONS PTY LTD		156.00
<b>Cheque/EFT Number 226134</b>					<b>3,445.64</b>
26/05/2022	\$APINVCE	2011-8023	1154 Hay Street Partnership	WORKBOND REFUND-1154-1160 HAY ST	3,445.64
<b>Cheque/EFT Number 226135</b>					<b>6,000.00</b>
26/05/2022	\$APINVCE	2020-430	21-23 COLIN STREET PTY LTD	WORKBOND REFUND-21-23 COLIN ST WEST PERT	6,000.00
<b>Cheque/EFT Number 226136</b>					<b>5,371.50</b>
26/05/2022	\$APINVCE	PU2015-485	ARTEMIS BUILDING GROUP	WORKBOND REFUND-8 WALKER AVE WEST PERTH	5,371.50
<b>Cheque/EFT Number 226137</b>					<b>63,218.47</b>
26/05/2022	\$APINVCE	2013-648	BGC (AUSTRALIA) PTY LTD	Workbond Refund-480 Hay St Perth	63,218.47
<b>Cheque/EFT Number 226138</b>					<b>3,231.78</b>
26/05/2022	\$APINVCE	HG2015-38	CDI GROUP PTY LTD	WORKBOND REFUND-47 KING ST PERTH	3,231.78
<b>Cheque/EFT Number 226139</b>					<b>500.00</b>
26/05/2022	\$APINVCE	GAN2015-44	DM CIVIL	WORKBOND REFUND-WELLINGTON ST CP	500.00
<b>Cheque/EFT Number 226140</b>					<b>1,500.00</b>
26/05/2022	\$APINVCE	2010-2216	FOCUS DEMOLITION & ASBESTOS REMOVAL	WORKBOND REFUND-578 MURRAY ST WEST PERTH	1,500.00
<b>Cheque/EFT Number 226141</b>					<b>500.00</b>
26/05/2022	\$APINVCE	2012-3537	UNITA QLD PTY LTD	WORKBOND REFUND-401 MURRAY ST	500.00
<b>Cheque/EFT Number 226142</b>					<b>6,463.89</b>
26/05/2022	\$APINVCE	HG2015-36	SWAN GROUP (WA) PTY LTD	WORKBOND REFUND-220 ST GEORGE TCE	6,463.89
<b>Cheque/EFT Number 226143</b>					<b>4,265.86</b>
26/05/2022	\$APINVCE	HG2016-10	INSTANT SCAFFOLDS WA	WORKBOND REFUND-381-385 MURRAY ST	4,265.86
<b>Cheque/EFT Number 226144</b>					<b>89.00</b>
26/05/2022	\$APINVCE	2022-5112	GVS CONSTRUCTION & SHOP FITTING PTY LTD	OVERPAYMENT OF APPL-2/9 DE VLAMINGH AVE	89.00
<b>Cheque/EFT Number 226145</b>					<b>147.00</b>
26/05/2022	\$APINVCE	2022-5120	NVARCHI GROUP	OVERPAYMENT OF APPL FEES-DA-2022/5120	147.00
<b>Cheque/EFT Number 226146</b>					<b>462.83</b>
26/05/2022	\$APINVCE	A1172808	A SUSANTO	REFUND-OVERPAID RATES-79/101MURRAY ST	462.83
<b>Cheque/EFT Number 226147</b>					<b>295.00</b>
26/05/2022	\$APINVCE	2022-5112	GVS CONSTRUCTION & SHOP FITTING PTY LTD	Application not needed Unit2/9 De Vlamin	295.00
<b>Cheque/EFT Number 226148</b>					<b>76.70</b>
26/05/2022	\$APINVCE	2022-161	METROHM AUSTRALIA PTY LTD	APPL NOT PROCEEDING-4/69 MILLIGAN ST PER	76.70
<b>Cheque/EFT Number 226149</b>					<b>95.00</b>
26/05/2022	\$APINVCE	240522	Department of Education Operating A/C	REFUND - RESERVE HIRE FEE	95.00
<b>Cheque/EFT Number 226150</b>					<b>165.00</b>
26/05/2022	\$APINVCE	240522	EDWARD NISKI	FOOTCARE MGT PROGRAM-ED NISKI	165.00
<b>Cheque/EFT Number 226151</b>					<b>415.00</b>
26/05/2022	\$APINVCE	FPM429	COLONIAL LEAISURE GROUP PTY LTD	REFUND-OVERPAYMENT-FOOD BUSINESS MEDIUM	415.00
<b>Cheque/EFT Number 226152</b>					<b>515.00</b>
26/05/2022	\$APINVCE	FPM451	COLONIAL LEISURE GROUP PTY LTD	OVERPAYMENT-FOOD BUSINESS MEDIUM RISK	515.00
<b>Cheque/EFT Number 226153</b>					<b>165.00</b>
26/05/2022	\$APINVCE	24052022	TERRY BOSTOCK	REIMB-FOOTCARE MGT PROG-T BOSTOCK	165.00
<b>Cheque/EFT Number 226154</b>					<b>3,132.98</b>
31/05/2022	\$APINVCE	01070112	CTI5 PTY LTD	Cash Collection from Car park and Ticket	3,132.98
<b>Cheque/EFT Number 226155</b>					<b>570.02</b>
31/05/2022	\$APINVCE	557997	ABLE WESTCHEM(BORVEK PTY LTD)	Stores Stock	570.02
<b>Cheque/EFT Number 226156</b>					<b>246,725.47</b>
31/05/2022	\$APINVCE	8365	STILES ELECTRICAL SERVICES	Contract 100697 - Infrastructure Lightin	246,725.47
<b>Cheque/EFT Number 226157</b>					<b>2,497.31</b>
31/05/2022	\$APINVCE	I55544188.PER	BIDFOOD WA PTY LTD	Food and beverages for Community Centre	1,187.34
31/05/2022	\$APINVCE	I55559714.PER	BIDFOOD WA PTY LTD	Food and beverages for Community Centre	411.84
31/05/2022	\$APINVCE	I55587442.PER	BIDFOOD WA PTY LTD	Food and beverages for Community Centre	579.81



**Schedule of Accounts Paid - Municipal Fund**  
For the Period :01/05/2022-31/05/2022

Payment Date	Document Type	Invoice Number	Payee	Payment Details	Payment Amount
31/05/2022	\$APINVCE	I55575243.PER	BIDFOOD WA PTY LTD	Food and beverages for Community Centre	318.32
<b>Cheque/EFT Number 226158</b>			<b>AVELING</b>		<b>160.00</b>
31/05/2022	\$APINVCE	512523	AVELING	Professional Development - White Card	160.00
<b>Cheque/EFT Number 226159</b>			<b>DRYDEN DESIGNS</b>		<b>3,740.00</b>
31/05/2022	\$APINVCE	INV-0105	DRYDEN DESIGNS	Contract administration design support	3,740.00
<b>Cheque/EFT Number 226160</b>			<b>ADVANCED TRAFFIC MANAGEMENT</b>		<b>3,105.85</b>
31/05/2022	\$APINVCE	00156187	ADVANCED TRAFFIC MANAGEMENT	Eastbrook Tce TMP	2,168.65
31/05/2022	\$APINVCE	00156167	ADVANCED TRAFFIC MANAGEMENT	ATM Traffic Management	937.20
<b>Cheque/EFT Number 226161</b>			<b>ENVIRONMENTAL HEALTH AUSTRALIA(WA)INC</b>		<b>4,140.00</b>
31/05/2022	\$APINVCE	43040	ENVIRONMENTAL HEALTH AUSTRALIA(WA)INC	State Environmental Health Conference -	4,140.00
<b>Cheque/EFT Number 226162</b>			<b>AIBS WA CHAPTER</b>		<b>2,450.00</b>
31/05/2022	\$APINVCE	37199	AIBS WA CHAPTER	2022 National Construction Code Symposi	1,200.00
31/05/2022	\$APINVCE	37200	AIBS WA CHAPTER	2022 National Construction Code Symposi	1,200.00
31/05/2022	\$APINVCE	37155	AIBS WA CHAPTER	Webinar Event - Dangerous Goods 15/06/22	50.00
<b>Cheque/EFT Number 226163</b>			<b>Higgins Coatings Pty Ltd</b>		<b>8,951.58</b>
31/05/2022	\$APINVCE	186098676	Higgins Coatings Pty Ltd	Higgins - Acrylic Pre coating and Anti G	8,951.58
<b>Cheque/EFT Number 226164</b>			<b>WESTBOOKS</b>		<b>2,493.89</b>
31/05/2022	\$APINVCE	328771	WESTBOOKS	Books for Read Now Collection	48.96
31/05/2022	\$APINVCE	328772	WESTBOOKS	Books for Read Now Collection	955.76
31/05/2022	\$APINVCE	328774	WESTBOOKS	Books for Read Now Collection	692.70
31/05/2022	\$APINVCE	328773	WESTBOOKS	Ordering of Adult Fiction and Adult Non-	796.47
<b>Cheque/EFT Number 226165</b>			<b>TK Elevator Australia Pty Ltd</b>		<b>19,402.13</b>
31/05/2022	\$APINVCE	8067160446	TK Elevator Australia Pty Ltd	PLANNED LIFT AND ESCALATOR MAINTENANCE -	1,562.00
31/05/2022	\$APINVCE	8067160445	TK Elevator Australia Pty Ltd	PLANNED LIFT AND ESCALATOR MAINTENANCE -	1,134.84
31/05/2022	\$APINVCE	8067160442	TK Elevator Australia Pty Ltd	PLANNED LIFT AND ESCALATOR MAINTENANCE -	1,088.09
31/05/2022	\$APINVCE	8067160383	TK Elevator Australia Pty Ltd	PLANNED LIFT AND ESCALATOR MAINTENANCE -	1,088.09
31/05/2022	\$APINVCE	8067160448	TK Elevator Australia Pty Ltd	PLANNED LIFT MAINTENANCE VARIOUS SITES	357.07
31/05/2022	\$APINVCE	8067160449	TK Elevator Australia Pty Ltd	PLANNED LIFT MAINTENANCE VARIOUS SITES	357.07
31/05/2022	\$APINVCE	8067160450	TK Elevator Australia Pty Ltd	PLANNED LIFT MAINTENANCE VARIOUS SITES	694.10
31/05/2022	\$APINVCE	8067160447	TK Elevator Australia Pty Ltd	PLANNED LIFT MAINTENANCE VARIOUS SITES	859.08
31/05/2022	\$APINVCE	8067160452	TK Elevator Australia Pty Ltd	PLANNED LIFT AND ESCALATOR MAINTENANCE -	1,632.13
31/05/2022	\$APINVCE	8067160444	TK Elevator Australia Pty Ltd	PLANNED LIFT AND ESCALATOR MAINTENANCE -	1,911.25
31/05/2022	\$APINVCE	8067160438	TK Elevator Australia Pty Ltd	PLANNED LIFT AND ESCALATOR MAINTENANCE -	2,353.09
31/05/2022	\$APINVCE	8067160430	TK Elevator Australia Pty Ltd	PLANNED LIFT AND ESCALATOR MAINTENANCE -	2,082.66
31/05/2022	\$APINVCE	8067160419	TK Elevator Australia Pty Ltd	PLANNED LIFT AND ESCALATOR MAINTENANCE -	2,363.16
31/05/2022	\$APINVCE	8067160166	TK Elevator Australia Pty Ltd	REACTIVE LIFT MAINTENANCE	1,303.50
31/05/2022	\$APINVCE	8067161071	TK Elevator Australia Pty Ltd	REACTIVE LIFT MAINTENANCE	616.00
<b>Cheque/EFT Number 226166</b>			<b>ALINTA SALES PTY LTD</b>		<b>32.20</b>
31/05/2022	\$APINVCE	431845470	ALINTA SALES PTY LTD	Lot 478 Riverside Dve Perth	32.20
<b>Cheque/EFT Number 226167</b>			<b>ACCESS BRICKPAVING CO</b>		<b>105,570.19</b>
31/05/2022	\$APINVCE	8042039	ACCESS BRICKPAVING CO	Access Paving	4,101.79
31/05/2022	\$APINVCE	8042040	ACCESS BRICKPAVING CO	Hostile Vehicle Mitigation - Civil Works	71,273.40
31/05/2022	\$APINVCE	8042038	ACCESS BRICKPAVING CO	Access Paving	30,195.00
<b>Cheque/EFT Number 226168</b>			<b>Sunny Industrial Brushware</b>		<b>494.27</b>
31/05/2022	\$APINVCE	00025040	Sunny Industrial Brushware	Annual Sweeper Brush Blanket Order for 3	494.27
<b>Cheque/EFT Number 226169</b>			<b>EOS ELECTRICAL</b>		<b>19,745.11</b>
31/05/2022	\$APINVCE	00016028	EOS ELECTRICAL	Electrical maintenance of street lights	608.65
31/05/2022	\$APINVCE	00016079	EOS ELECTRICAL	Electrical maintenance of street lights	205.04
31/05/2022	\$APINVCE	00016078	EOS ELECTRICAL	Electrical maintenance of street lights	205.04
31/05/2022	\$APINVCE	00016018	EOS ELECTRICAL	Electrical maintenance of street lights	205.04
31/05/2022	\$APINVCE	00016019	EOS ELECTRICAL	Electrical maintenance of street lights	205.04
31/05/2022	\$APINVCE	00016030	EOS ELECTRICAL	Electrical maintenance of street lights	205.04
31/05/2022	\$APINVCE	00016022	EOS ELECTRICAL	Electrical maintenance of street lights	205.04
31/05/2022	\$APINVCE	00016023	EOS ELECTRICAL	Electrical maintenance of street lights	273.79
31/05/2022	\$APINVCE	00016052	EOS ELECTRICAL	Electrical maintenance of street lights	205.04
31/05/2022	\$APINVCE	00016054	EOS ELECTRICAL	Electrical maintenance of street lights	205.04
31/05/2022	\$APINVCE	00016056	EOS ELECTRICAL	Electrical maintenance of street lights	205.04
31/05/2022	\$APINVCE	00016102	EOS ELECTRICAL	Banner Installation and Removal Costs	4,127.68
31/05/2022	\$APINVCE	00016099	EOS ELECTRICAL	Banner Installation and Removal Costs	6,581.06
31/05/2022	\$APINVCE	00016057	EOS ELECTRICAL	Electrical maintenance of street lights	205.04
31/05/2022	\$APINVCE	00016061	EOS ELECTRICAL	Electrical maintenance of street lights	205.04
31/05/2022	\$APINVCE	00016175	EOS ELECTRICAL	Electrical maintenance of street lights	153.69
31/05/2022	\$APINVCE	00016177	EOS ELECTRICAL	Electrical maintenance of street lights	200.73
31/05/2022	\$APINVCE	15790E	EOS ELECTRICAL	EOS Electrical has been recently awarded	4,554.37
31/05/2022	\$APINVCE	00016009	EOS ELECTRICAL	Electrical maintenance of street lights	989.70
<b>Cheque/EFT Number 226170</b>			<b>Drainflow Services Pty Ltd</b>		<b>1,628.00</b>
31/05/2022	\$APINVCE	00009661	Drainflow Services Pty Ltd	FORREST PLACE LOADING DOCK - DRAIN CLEAN	1,628.00
<b>Cheque/EFT Number 226171</b>			<b>GILMOUR &amp; JOOSTE ELECTRICAL</b>		<b>9,231.91</b>
31/05/2022	\$APINVCE	22278	GILMOUR & JOOSTE ELECTRICAL	Electrical maintenance for street lighti	64.70
31/05/2022	\$APINVCE	22119	GILMOUR & JOOSTE ELECTRICAL	Electrical maintenance for street lighti	331.84
31/05/2022	\$APINVCE	22120	GILMOUR & JOOSTE ELECTRICAL	Electrical maintenance for street lighti	457.36
31/05/2022	\$APINVCE	22304	GILMOUR & JOOSTE ELECTRICAL	Electrical maintenance for street lighti	517.62
31/05/2022	\$APINVCE	22283	GILMOUR & JOOSTE ELECTRICAL	Electrical maintenance for street lighti	297.24
31/05/2022	\$APINVCE	22276	GILMOUR & JOOSTE ELECTRICAL	Electrical maintenance for street lighti	474.88
31/05/2022	\$APINVCE	22221	GILMOUR & JOOSTE ELECTRICAL	VARIOUS SITES - UNPLANNED ELECTRICAL MAI	371.21
31/05/2022	\$APINVCE	22289	GILMOUR & JOOSTE ELECTRICAL	Electrical maintenance for street lighti	177.45
31/05/2022	\$APINVCE	22279	GILMOUR & JOOSTE ELECTRICAL	Electrical maintenance for street lighti	230.05
31/05/2022	\$APINVCE	22281	GILMOUR & JOOSTE ELECTRICAL	Electrical maintenance for street lighti	175.86
31/05/2022	\$APINVCE	22115	GILMOUR & JOOSTE ELECTRICAL	Electrical maintenance for street lighti	230.78
31/05/2022	\$APINVCE	22274	GILMOUR & JOOSTE ELECTRICAL	Electrical maintenance for street lighti	286.19



**Schedule of Accounts Paid - Municipal Fund**  
For the Period :01/05/2022-31/05/2022

Payment Date	Document Type	Invoice Number	Payee	Payment Details	Payment Amount
31/05/2022	\$APINVCE	20898	GILMOUR & JOOSTE ELECTRICAL	VARIOUS SITES - UNPLANNED ELECTRICAL MAI	114.18
31/05/2022	\$APINVCE	22258	GILMOUR & JOOSTE ELECTRICAL	Electrical maintenance for street lighti	349.43
31/05/2022	\$APINVCE	22206	GILMOUR & JOOSTE ELECTRICAL	VARIOUS SITES - UNPLANNED ELECTRICAL MAI	753.47
31/05/2022	\$APINVCE	22205	GILMOUR & JOOSTE ELECTRICAL	VARIOUS SITES - UNPLANNED ELECTRICAL MAI	312.14
31/05/2022	\$APINVCE	22219	GILMOUR & JOOSTE ELECTRICAL	Electrical maintenance for street lighti	381.19
31/05/2022	\$APINVCE	22254	GILMOUR & JOOSTE ELECTRICAL	VARIOUS SITES - UNPLANNED ELECTRICAL MAI	485.76
31/05/2022	\$APINVCE	22318	GILMOUR & JOOSTE ELECTRICAL	VARIOUS SITES - UNPLANNED ELECTRICAL MAI	327.44
31/05/2022	\$APINVCE	22288	GILMOUR & JOOSTE ELECTRICAL	VARIOUS SITES - UNPLANNED ELECTRICAL MAI	824.20
31/05/2022	\$APINVCE	22286	GILMOUR & JOOSTE ELECTRICAL	CPP Technical Services Job completed at	258.81
31/05/2022	\$APINVCE	22249	GILMOUR & JOOSTE ELECTRICAL	VARIOUS SITES - UNPLANNED ELECTRICAL MAI	244.86
31/05/2022	\$APINVCE	22300	GILMOUR & JOOSTE ELECTRICAL	VARIOUS SITES - UNPLANNED ELECTRICAL MAI	1,196.11
31/05/2022	\$APINVCE	22306	GILMOUR & JOOSTE ELECTRICAL	VARIOUS SITES - UNPLANNED ELECTRICAL MAI	136.63
31/05/2022	\$APINVCE	22277	GILMOUR & JOOSTE ELECTRICAL	VARIOUS SITES - UNPLANNED ELECTRICAL MAI	232.51
<b>Cheque/EFT Number 226172</b>			<b>CBD COLLEGE P/L</b>		<b>189.00</b>
31/05/2022	\$APINVCE	INV-30613	CBD COLLEGE P/L	First Aid, Steve Cummings, 8th June	189.00
<b>Cheque/EFT Number 226173</b>			<b>Sydel Nominees t/as Imagesource Digital Solution</b>		<b>556.60</b>
31/05/2022	\$APINVCE	462390	Sydel Nominees t/as Imagesource Digital Solution	Foam Core panels for a display in Ground	556.60
<b>Cheque/EFT Number 226174</b>			<b>JAPANESE TRUCK &amp; BUS SPARES PTY LTD</b>		<b>75.25</b>
31/05/2022	\$APCREDT	51823	JAPANESE TRUCK & BUS SPARES PTY LTD	Invoice 442712	-10.45
31/05/2022	\$APINVCE	444336	JAPANESE TRUCK & BUS SPARES PTY LTD	Resistor Assembly for Isuzu Large Truck	85.70
<b>Cheque/EFT Number 226175</b>			<b>LIGHTSPEED COMMUNICATIONS AUSTRALIA PTY LTD t/as LIGHTSPEED</b>		<b>3,379.01</b>
31/05/2022	\$APINVCE	87910	LIGHTSPEED COMMUNICATIONS AUSTRALIA PTY LTD	Fibre Optic Preventative Maintenance	3,379.01
<b>Cheque/EFT Number 226176</b>			<b>DATALINE VISUAL LINK PTY LTD</b>		<b>233.75</b>
31/05/2022	\$APINVCE	55120	DATALINE VISUAL LINK PTY LTD	Contract 100385, CCTV Maintenance 21-22	233.75
<b>Cheque/EFT Number 226177</b>			<b>Civcon Civil &amp; Project Management Pty Ltd</b>		<b>332,853.69</b>
31/05/2022	\$APINVCE	7086	Civcon Civil & Project Management Pty Ltd	Main Works Contract for Roe Street Enhan	332,853.69
<b>Cheque/EFT Number 226178</b>			<b>ELECTRICITY GENERATION AND RETAIL CORPORATION</b>		<b>3,318.09</b>
31/05/2022	\$APINVCE	002001564665	ELECTRICITY GENERATION AND RETAIL CORPORATION	U 6 420 Wellington St, Perth WA 6000	1,143.07
31/05/2022	\$APINVCE	2017544204	ELECTRICITY GENERATION AND RETAIL CORPORATION	72 Lake Street Northbridge	323.42
31/05/2022	\$APINVCE	2081525973	ELECTRICITY GENERATION AND RETAIL CORPORATION	73 Lake Street Northbridge	498.39
31/05/2022	\$APINVCE	2037530710	ELECTRICITY GENERATION AND RETAIL CORPORATION	U B 205 James Street Northbridge	151.97
31/05/2022	\$APINVCE	2045525502	ELECTRICITY GENERATION AND RETAIL CORPORATION	Lot 9003 City Farm Place East Perth	47.35
31/05/2022	\$APINVCE	2045525169	ELECTRICITY GENERATION AND RETAIL CORPORATION	171 St George's Tce Perth	539.97
31/05/2022	\$APINVCE	2013543390	ELECTRICITY GENERATION AND RETAIL CORPORATION	96 Murray Street Perth	108.03
31/05/2022	\$APINVCE	2093518051	ELECTRICITY GENERATION AND RETAIL CORPORATION	Terrace Road Perth	64.20
31/05/2022	\$APINVCE	2085520839	ELECTRICITY GENERATION AND RETAIL CORPORATION	U 3 81 Royal Street East Perth	60.06
31/05/2022	\$APINVCE	2061521782	ELECTRICITY GENERATION AND RETAIL CORPORATION	25 Francis Street Northbridge	381.63
<b>Cheque/EFT Number 226179</b>			<b>ES2 PTY LTD</b>		<b>4,620.00</b>
31/05/2022	\$APINVCE	INV-7498	ES2 PTY LTD	ICT Policy Review (CM Folder - 84052/22)	4,620.00
<b>Cheque/EFT Number 226180</b>			<b>AUSTRALIAN HVAC SERVICES</b>		<b>2,148.52</b>
31/05/2022	\$APINVCE	66200	AUSTRALIAN HVAC SERVICES	HVAC Reactive Maintenance/ Quoted Works	2,148.52
<b>Cheque/EFT Number 226181</b>			<b>THE TRUSTEE FOR THE REEDY FAMILY HYBRID DISCRETIONARY TRUST T/AS PLAY CHECK</b>		<b>495.00</b>
31/05/2022	\$APINVCE	INV-03593	THE TRUSTEE FOR THE REEDY FAMILY HYBRID DISCRE	Mardalup Softfall - Impact Testing after	495.00
<b>Cheque/EFT Number 226182</b>			<b>The Trustee for Wendy Mead Family Trust &amp; OTH t/as Pinnacle People</b>		<b>1,261.06</b>
31/05/2022	\$APINVCE	621884	The Trustee for Wendy Mead Family Trust & OTH t/as	Temporary Cook for Child Care	1,261.06
<b>Cheque/EFT Number 226183</b>			<b>THE TRUSTEE FOR THE PROPERTY AUSTRALIA MANAGEMENT TRUST</b>		<b>355.72</b>
31/05/2022	\$APINVCE	1732	THE TRUSTEE FOR THE PROPERTY AUSTRALIA MANAC	565 Hay Street - 2021/2022	355.72
<b>Cheque/EFT Number 226184</b>			<b>SURVEYTECH TRAFFIC SURVEYS PTY LTD</b>		<b>2,530.00</b>
31/05/2022	\$APINVCE	220408A	SURVEYTECH TRAFFIC SURVEYS PTY LTD	Video survey at the intersection of Moun	2,530.00
<b>Cheque/EFT Number 226185</b>			<b>EMERGE ENVIRONMENTAL SERVICES PTY LTD</b>		<b>20,649.81</b>
31/05/2022	\$APINVCE	12614	EMERGE ENVIRONMENTAL SERVICES PTY LTD	Environmental Monitoring Program	20,649.81
<b>Cheque/EFT Number 226186</b>			<b>BROWNES FOODS OPERATIONS PTY LTD</b>		<b>44.70</b>
31/05/2022	\$APINVCE	16579481	BROWNES FOODS OPERATIONS PTY LTD	Depot Weekly Milk Delivery 1 July 2021 -	44.70
<b>Cheque/EFT Number 226187</b>			<b>AUSTRALIAN INSTITUTE OF MANAGEMENT</b>		<b>987.00</b>
31/05/2022	\$APINVCE	7138575	AUSTRALIAN INSTITUTE OF MANAGEMENT	Australian Institute of Management - Man	987.00
<b>Cheque/EFT Number 226188</b>			<b>CULTURE COUNTS(AUSTRALIA)PTY LTD</b>		<b>6,974.00</b>
31/05/2022	\$APINVCE	INV-1329	CULTURE COUNTS(AUSTRALIA)PTY LTD	Heritage Perth Weekend 2022 Evaluation	6,974.00
<b>Cheque/EFT Number 226189</b>			<b>A E HOSKINS &amp; SONS</b>		<b>24,613.66</b>
31/05/2022	\$APINVCE	465359	A E HOSKINS & SONS	Council House, Level 7 Office Accommodat	24,613.66
<b>Cheque/EFT Number 226190</b>			<b>CSE CROSSCOM PTY LTD</b>		<b>385.00</b>
31/05/2022	\$APINVCE	436019	CSE CROSSCOM PTY LTD	Fire Wardens and PPM Radio Units Licence	385.00
<b>Cheque/EFT Number 226191</b>			<b>A 1 APIARIES</b>		<b>220.00</b>
31/05/2022	\$APINVCE	261	A 1 APIARIES	Bee Keeping services	220.00
<b>Cheque/EFT Number 226192</b>			<b>MARK REISINGER T/AS MFR AUTOELECTRICS</b>		<b>167.62</b>
31/05/2022	\$APINVCE	2622	MARK REISINGER T/AS MFR AUTOELECTRICS	Call Out To Rectify Faults in Rubbish Tr	167.62
<b>Cheque/EFT Number 226193</b>			<b>ECOSPILL PTY LTD</b>		<b>195.80</b>
31/05/2022	\$APINVCE	INV00785886E	ECOSPILL PTY LTD	Replenishment of Spill Kits + Absorbent	195.80
<b>Cheque/EFT Number 226194</b>			<b>WESTERN METROPOLITAN REGIONAL COUNCIL</b>		<b>35.86</b>
31/05/2022	\$APINVCE	M-2205408	WESTERN METROPOLITAN REGIONAL COUNCIL	Green Waste Tipping Fees 21/22	35.86
<b>Cheque/EFT Number 226195</b>			<b>ALLMAKES PTY LTD T/AS BRANDWORX AUSTRALIA</b>		<b>1,520.24</b>
31/05/2022	\$APINVCE	758136	ALLMAKES PTY LTD T/AS BRANDWORX AUSTRALIA	Parking Uniform	1,520.24
<b>Cheque/EFT Number 226196</b>			<b>Programmed Skilled Workforce Limited</b>		<b>8,995.31</b>
31/05/2022	\$APINVCE	4264286	Programmed Skilled Workforce Limited	PO for Agency personnel, Rhiannon Ellio	2,311.65
31/05/2022	\$APINVCE	4292577	Programmed Skilled Workforce Limited	HR Admin level support -Judita - L&D Adm	1,873.39
31/05/2022	\$APINVCE	4292575	Programmed Skilled Workforce Limited	Casual Surveillance Officer Aaron Burgoy	3,780.15
31/05/2022	\$APINVCE	4292576	Programmed Skilled Workforce Limited	Casual Surveillance Officer Lewis Norris	1,030.12
<b>Cheque/EFT Number 226197</b>			<b>THE TRUSTEE FOR KINN &amp; CO TRUST</b>		<b>8,805.50</b>
31/05/2022	\$APINVCE	INV-3998	THE TRUSTEE FOR KINN & CO TRUST	Skyworks Recoverable Costs - Kinn & Co	8,805.50
<b>Cheque/EFT Number 226198</b>			<b>BAILEY'S THE FERTILISER FAMILY</b>		<b>3,685.00</b>
31/05/2022	\$APINVCE	30046	BAILEY'S THE FERTILISER FAMILY	Supply & Deliver 1 x Tonne Terrastart	3,685.00



**Schedule of Accounts Paid - Municipal Fund**  
For the Period :01/05/2022-31/05/2022

Payment Date	Document Type	Invoice Number	Payee	Payment Details	Payment Amount
<b>Cheque/EFT Number 226199</b>			<b>WINC AUSTRALIA PTY PTD</b>		<b>8,884.37</b>
31/05/2022	\$APINVCE	9039173823	WINC AUSTRALIA PTY PTD	Level 4 stationery, kitchen consumables	30.49
31/05/2022	\$APINVCE	9039235564	WINC AUSTRALIA PTY PTD	Level 4 stationery and Cleaning supplies	372.80
31/05/2022	\$APINVCE	9039226862	WINC AUSTRALIA PTY PTD	Level 2 Stationery and Paper Supplies	73.12
31/05/2022	\$APINVCE	9039228193	WINC AUSTRALIA PTY PTD	Depot Catering, Cleaning & Stationery Su	15.53
31/05/2022	\$APINVCE	9039227980	WINC AUSTRALIA PTY PTD	Citywatch stationary 2021-2022	47.62
31/05/2022	\$APINVCE	9038936362	WINC AUSTRALIA PTY PTD	CDS Depot @ 8 Aberdeen St Northbridge	63.60
31/05/2022	\$APINVCE	9039187422	WINC AUSTRALIA PTY PTD	PO request - Contract rates have been ch	6,572.39
31/05/2022	\$APINVCE	9039213713	WINC AUSTRALIA PTY PTD	CDS Depot @ 8 Aberdeen St Northbridge	159.50
31/05/2022	\$APINVCE	9039219151	WINC AUSTRALIA PTY PTD	Stationery Items	96.76
31/05/2022	\$APINVCE	9039223528	WINC AUSTRALIA PTY PTD	Level 2 Stationery and Paper Supplies	206.07
31/05/2022	\$APINVCE	9039234697	WINC AUSTRALIA PTY PTD	Parks Coffee	735.56
31/05/2022	\$APINVCE	9039223532	WINC AUSTRALIA PTY PTD	Citywatch stationary 2021-2022	114.19
31/05/2022	\$APINVCE	9039223524	WINC AUSTRALIA PTY PTD	Catering Supplies and Beverages for Comm	50.62
31/05/2022	\$APINVCE	9039223348	WINC AUSTRALIA PTY PTD	FY21/22 Stationery & Kitchen Supplier Lv	233.45
31/05/2022	\$APINVCE	9039223181	WINC AUSTRALIA PTY PTD	Depot Catering, Cleaning & Stationery Su	99.54
31/05/2022	\$APINVCE	9039244898	WINC AUSTRALIA PTY PTD	Level 4 stationery, kitchen consumables	13.13
<b>Cheque/EFT Number 226200</b>			<b>EDUCA LIMITED</b>		<b>114.40</b>
31/05/2022	\$APINVCE	INV-25120	EDUCA LIMITED	On going online Portfolio's for children	114.40
<b>Cheque/EFT Number 226201</b>			<b>MARGARET CULBONG</b>		<b>300.00</b>
31/05/2022	\$APINVCE	310522	MARGARET CULBONG	NRW Elders Yarning Session Tuesday 31 Ma	300.00
<b>Cheque/EFT Number 226202</b>			<b>ENVIRO INFRASTRUCTURE PTY LTD</b>		<b>36,781.09</b>
31/05/2022	\$APINVCE	9185-1	ENVIRO INFRASTRUCTURE PTY LTD	Weld Repairs to Rubbish Truck Compactor	262.72
31/05/2022	\$APINVCE	9396	ENVIRO INFRASTRUCTURE PTY LTD	Queens gardens shed an crib room upgrade	36,518.37
<b>Cheque/EFT Number 226203</b>			<b>FARLEY STEWART GARLETT</b>		<b>300.00</b>
31/05/2022	\$APINVCE	300522	FARLEY STEWART GARLETT	NRW Elders Yarning Session 27/5/22	300.00
<b>Cheque/EFT Number 226204</b>			<b>Donald R &amp; Lynette Blue t/as The Mucky Duck Bush Band</b>		<b>200.00</b>
31/05/2022	\$APINVCE	170522	Donald R & Lynette Blue t/as The Mucky Duck Bush B	Tuesday Morning Show D Blue 17 May 2022	200.00
<b>Cheque/EFT Number 226205</b>			<b>CORPORATE GOVERNANCE RISK PTY LTD</b>		<b>5,500.00</b>
31/05/2022	\$APINVCE	IV00003223	CORPORATE GOVERNANCE RISK PTY LTD	Monthly Hosting Fees 2021/22 for Risk Ma	5,500.00
<b>Cheque/EFT Number 226206</b>			<b>CENTRAL CITY HEALTH PROFESSIONALS</b>		<b>308.00</b>
31/05/2022	\$APINVCE	0105218	CENTRAL CITY HEALTH PROFESSIONALS	Parking Podiatry 21/22	154.00
31/05/2022	\$APINVCE	0105107	CENTRAL CITY HEALTH PROFESSIONALS	Parking Podiatry 21/22	154.00
<b>Cheque/EFT Number 226207</b>			<b>LENARA NOMINEES PTY LTD T/AS PERTH NEWS DELIVERY</b>		<b>85.30</b>
31/05/2022	\$APINVCE	32666	LENARA NOMINEES PTY LTD T/AS PERTH NEWS DELIV	Newspapers - Level 4, Council House	85.30
<b>Cheque/EFT Number 226208</b>			<b>THE TRUSTEE FOR UNDER-XS SCRATCH AND DENT TRUST T/AS UNDER-X</b>		<b>990.00</b>
31/05/2022	\$APINVCE	5986	THE TRUSTEE FOR UNDER-XS SCRATCH AND DENT TRI	Repairs to front bumper before sending v	990.00
<b>Cheque/EFT Number 226209</b>			<b>Clyde &amp; Co Australia</b>		<b>1,045.00</b>
31/05/2022	\$APINVCE	AU01-0037154	Clyde & Co Australia	Legal advice - Case 21-001-INFOTH-L	1,045.00
<b>Cheque/EFT Number 226210</b>			<b>THE TRUSTEE FOR THOMPSON FAMILY TRUST T/A TERRESTRIAL ECOSYS</b>		<b>6,820.00</b>
31/05/2022	\$APINVCE	00001632	THE TRUSTEE FOR THOMPSON FAMILY TRUST T/A TEI	Heirisson Island - Kangaroo Care & Manag	6,820.00
<b>Cheque/EFT Number 226211</b>			<b>DULUXGROUP(AUSTRALIA)PTY LTD T/AS DULUX AUSTRALIA</b>		<b>317.11</b>
31/05/2022	\$APINVCE	494423316	DULUXGROUP(AUSTRALIA)PTY LTD T/AS DULUX AUST	Paint and Hardware Supplies for Use in G	174.10
31/05/2022	\$APINVCE	494413809	DULUXGROUP(AUSTRALIA)PTY LTD T/AS DULUX AUST	Paint and Hardware Supplies for Use in G	143.01
<b>Cheque/EFT Number 226212</b>			<b>THE TRUSTEE FOR THE RICKY NETO FAMILY TRUST T/AS NETO GRAPHI</b>		<b>1,518.00</b>
31/05/2022	\$APINVCE	INV-3169	THE TRUSTEE FOR THE RICKY NETO FAMILY TRUST T/	/ Decals for new rubbish trucks as per the	1,518.00
<b>Cheque/EFT Number 226213</b>			<b>J.H. FLUID TRANSFER SOLUTIONS PTY LTD T/AS PIRTEK MALAGA</b>		<b>327.35</b>
31/05/2022	\$APINVCE	ML-T00048359	J.H. FLUID TRANSFER SOLUTIONS PTY LTD T/AS PIRTE	Replacement Hose for Wash Bay Water Pit	327.35
<b>Cheque/EFT Number 226214</b>			<b>PRICE CONSULTING GROUP PTY LTD</b>		<b>2,136.75</b>
31/05/2022	\$APINVCE	5083	PRICE CONSULTING GROUP PTY LTD	HR Consulting in relation to development	2,136.75
<b>Cheque/EFT Number 226215</b>			<b>THE GRIFFITH FAMILY TRUST T/AS SUPERSTOCK SERVICES SUPERSTOCK FOOD SERVICES</b>		<b>721.34</b>
31/05/2022	\$APINVCE	40499359	THE GRIFFITH FAMILY TRUST T/AS SUPERSTOCK SERV	Superstock Food Services supply fruit ju	143.33
31/05/2022	\$APINVCE	40499561	THE GRIFFITH FAMILY TRUST T/AS SUPERSTOCK SERV	Milk for Child Care	86.97
31/05/2022	\$APINVCE	40499562	THE GRIFFITH FAMILY TRUST T/AS SUPERSTOCK SERV	Superstock Food Services supply fruit ju	55.80
31/05/2022	\$APINVCE	40496596	THE GRIFFITH FAMILY TRUST T/AS SUPERSTOCK SERV	Superstock Food Services supply fruit ju	123.14
31/05/2022	\$APINVCE	40494269	THE GRIFFITH FAMILY TRUST T/AS SUPERSTOCK SERV	Superstock Food Services supply fruit ju	312.10
<b>Cheque/EFT Number 226216</b>			<b>Soolanga Majumdar</b>		<b>480.00</b>
31/05/2022	\$APINVCE	130522	Soolanga Majumdar	2 x Papercraft workshops for the School	480.00
<b>Cheque/EFT Number 226217</b>			<b>ACCESS ICON PTY LTD T/AS CASCADA GROUP</b>		<b>1,731.40</b>
31/05/2022	\$APINVCE	14911	ACCESS ICON PTY LTD T/AS CASCADA GROUP	Cascada Icon	660.00
31/05/2022	\$APINVCE	14910	ACCESS ICON PTY LTD T/AS CASCADA GROUP	Cascada Icon	1,071.40
<b>Cheque/EFT Number 226218</b>			<b>Centre for Stories</b>		<b>3,300.00</b>
31/05/2022	\$APINVCE	00000155	Centre for Stories	Production of podcast featuring LGBTQIA+	1,650.00
31/05/2022	\$APINVCE	00000154	Centre for Stories	Develop and deliver Untold Stories of Pe	1,650.00
<b>Cheque/EFT Number 226219</b>			<b>Rooforce Facility Services Pty Ltd</b>		<b>6,923.18</b>
31/05/2022	\$APINVCE	IV00000001591	Rooforce Facility Services Pty Ltd	PO to pay outstanding invoices.	6,923.18
<b>Cheque/EFT Number 226220</b>			<b>Initiative Media Australia Pty Ltd</b>		<b>6,380.00</b>
31/05/2022	\$APINVCE	71168	Initiative Media Australia Pty Ltd	Heritage Perth Weekend - Digital - Digi	6,380.00
<b>Cheque/EFT Number 226221</b>			<b>Western Australian Brewers Association Incorporated</b>		<b>5,500.00</b>
31/05/2022	\$APINVCE	INV-0028	Western Australian Brewers Association Incorporated	WA Brewers Association - Local Activatio	5,500.00
<b>Cheque/EFT Number 226222</b>			<b>This is Creative Pty Ltd</b>		<b>780.00</b>
31/05/2022	\$APINVCE	119737305	This is Creative Pty Ltd	2022 NCC SEMINAR - 25 AUGUST 2022 - DDAR	780.00
<b>Cheque/EFT Number 226223</b>			<b>Perth Materials Blowing Pty Ltd</b>		<b>9,055.20</b>
31/05/2022	\$APINVCE	INV_0147	Perth Materials Blowing Pty Ltd	Supply & Blow in 75m3 Eclipse Boutique M	9,055.20
<b>Cheque/EFT Number 226224</b>			<b>Tyres 4U Pty Limited</b>		<b>2,879.34</b>
31/05/2022	\$APINVCE	XX918904	Tyres 4U Pty Limited	Tyre Repairs for Large Trucks + Wheel Al	84.70
31/05/2022	\$APINVCE	XX918212	Tyres 4U Pty Limited	Tyre Repairs for Large Trucks + Wheel Al	48.40
31/05/2022	\$APINVCE	XX918201	Tyres 4U Pty Limited	Tyre Repairs for Large Trucks + Wheel Al	48.40
31/05/2022	\$APINVCE	XX911527	Tyres 4U Pty Limited	New Tyres for Rubbish Trucks, Small Stre	994.95
31/05/2022	\$APINVCE	XX913536	Tyres 4U Pty Limited	New Tyres for Rubbish Trucks, Small Stre	1,376.27



**Schedule of Accounts Paid - Municipal Fund**  
For the Period :01/05/2022-31/05/2022

Payment Date	Document Type	Invoice Number	Payee	Payment Details	Payment Amount
31/05/2022	\$APINVCE	XX913537	Tyres 4U Pty Limited	New Tyres for Rubbish Trucks, Small Stre	326.62
<b>Cheque/EFT Number 226225</b>			<b>DIANNE BAIN</b>		<b>5,902.31</b>
31/05/2022	\$APINVCE	MAY22	DIANNE BAIN	ELECTED MEMBER PAYMENT MAY2022	5,902.31
<b>Cheque/EFT Number 226226</b>			<b>CLYDE BEVAN</b>		<b>2,987.72</b>
31/05/2022	\$APINVCE	MAY22	CLYDE BEVAN	Meeting attendance Fee & ICT allowance	2,987.72
<b>Cheque/EFT Number 226227</b>			<b>BRENT FLEETON</b>		<b>2,987.72</b>
31/05/2022	\$APINVCE	MAY22	BRENT FLEETON	Meeting attendance Fee & ICT allowance	2,987.72
<b>Cheque/EFT Number 226228</b>			<b>LIAM GOBBERT</b>		<b>2,987.72</b>
31/05/2022	\$APINVCE	MAY22	LIAM GOBBERT	Meeting & Attendance Fees May2022	2,987.72
<b>Cheque/EFT Number 226230</b>			<b>Hoban Recruitment Pty Ltd</b>		<b>11,699.74</b>
31/05/2022	\$APINVCE	HPL52727	Hoban Recruitment Pty Ltd	Contract Technician Joe Bai from Hoban	1,717.13
31/05/2022	\$APINVCE	HPL52012	Hoban Recruitment Pty Ltd	CPP Operations Contract Labour Hire. WAL	6,356.87
31/05/2022	\$APINVCE	HPL52729	Hoban Recruitment Pty Ltd	PIO Agency Staff	1,665.27
31/05/2022	\$APINVCE	HPL52728	Hoban Recruitment Pty Ltd	Ken Buck Pay Period 3/10/2021 to 14/11/	1,960.47
<b>Cheque/EFT Number 226231</b>			<b>VIKTOR KO</b>		<b>2,987.72</b>
31/05/2022	\$APINVCE	MAY22	VIKTOR KO	Meeting attendance Fee & ICT allowance	2,987.72
<b>Cheque/EFT Number 226232</b>			<b>CATHERINE LEZER</b>		<b>2,987.72</b>
31/05/2022	\$APINVCE	MAY21	CATHERINE LEZER	Meeting attendance Fee & ICT allowance	2,987.72
<b>Cheque/EFT Number 226233</b>			<b>BASIL ZEMPILAS</b>		<b>15,991.25</b>
31/05/2022	\$APINVCE	MAY22	BASIL ZEMPILAS	ELECTED MEMBER PAYMENT MAY2022	15,991.25
<b>Cheque/EFT Number 226234</b>			<b>REBECCA GORDON</b>		<b>2,987.72</b>
31/05/2022	\$APINVCE	MAY22	REBECCA GORDON	Meeting attendance Fee & ICT allowance	2,987.72
<b>Cheque/EFT Number 226235</b>			<b>SANDY ANGHIE</b>		<b>2,987.72</b>
31/05/2022	\$APINVCE	MAY22	SANDY ANGHIE	Meeting attendance Fee & ICT allowance	2,987.72
<b>Cheque/EFT Number 226236</b>			<b>Aboriginal United Services Pty Ltd</b>		<b>6,499.52</b>
31/05/2022	\$APINVCE	6861	Aboriginal United Services Pty Ltd	Aus Staffing For CDS Depot	6,499.52
<b>Cheque/EFT Number 226237</b>			<b>GO DOORS PTY LTD t/as GO DOORS</b>		<b>500.50</b>
31/05/2022	\$APINVCE	99331	GO DOORS PTY LTD t/as GO DOORS	Auto Door Planned Maintenance FY 21/22 G	159.50
31/05/2022	\$APINVCE	98267	GO DOORS PTY LTD t/as GO DOORS	City Of Perth Auto Doors reactive mainte	341.00
<b>Cheque/EFT Number 226238</b>			<b>The Trustee for Epic Trust &amp; The Trustee for Tayla Trust t/a Bonita Stone</b>		<b>441.19</b>
31/05/2022	\$APINVCE	INV-4719	The Trustee for Epic Trust & The Trustee for Tayla TruSupply & delivery of 28 Ivory 400x400x60		441.19
<b>Cheque/EFT Number 226239</b>			<b>Vangor Enterprises Pty Ltd t/as Integrated Fuel Services and Solutions</b>		<b>4,647.50</b>
31/05/2022	\$APINVCE	00044160	Vangor Enterprises Pty Ltd t/as Integrated Fuel Servic Annual fuel bowser inspection, service a		4,647.50
<b>Cheque/EFT Number 226240</b>			<b>MDM Entertainment Pty Ltd</b>		<b>20.24</b>
31/05/2022	\$APINVCE	106556	MDM Entertainment Pty Ltd	DVD One-time Security Cases	20.24
<b>Cheque/EFT Number 226241</b>			<b>Morris &amp; Ioppolo PTY LTD t/as M I Plumbers</b>		<b>4,544.79</b>
31/05/2022	\$APINVCE	33219	Morris & Ioppolo PTY LTD t/as M I Plumbers	MI Plumbers - Complete repairs to outdoo	685.61
31/05/2022	\$APINVCE	33224	Morris & Ioppolo PTY LTD t/as M I Plumbers	VARIOUS SITES - UNPLANNED PLUMBING SERVI	3,469.93
31/05/2022	\$APINVCE	33232	Morris & Ioppolo PTY LTD t/as M I Plumbers	VARIOUS SITES - UNPLANNED PLUMBING SERVI	389.25
<b>Cheque/EFT Number 226242</b>			<b>FreshExchange Pty Ltd</b>		<b>242.52</b>
31/05/2022	\$APINVCE	316840	FreshExchange Pty Ltd	Fresh fruit & Vegetables.	112.48
31/05/2022	\$APINVCE	316972	FreshExchange Pty Ltd	Delivery of Fruit and Vegetables to Chil	130.04
<b>Cheque/EFT Number 226243</b>			<b>Nijud Pty Ltd t/as Nigel's Service Centre</b>		<b>2,660.00</b>
31/05/2022	\$APINVCE	00030446	Nijud Pty Ltd t/as Nigel's Service Centre	Operations Staff - Tilt Tray Training	2,660.00
<b>Cheque/EFT Number 226244</b>			<b>Maxey Plumbing Pty Ltd</b>		<b>2,978.98</b>
31/05/2022	\$APINVCE	12729	Maxey Plumbing Pty Ltd	VARIOUS SITES - UNPLANNED PLUMBING SERVI	396.00
31/05/2022	\$APINVCE	12728	Maxey Plumbing Pty Ltd	VARIOUS SITES - UNPLANNED PLUMBING SERVI	96.25
31/05/2022	\$APINVCE	12767	Maxey Plumbing Pty Ltd	VARIOUS SITES - UNPLANNED PLUMBING SERVI	115.50
31/05/2022	\$APINVCE	12737	Maxey Plumbing Pty Ltd	VARIOUS SITES - UNPLANNED PLUMBING SERVI	516.01
31/05/2022	\$APINVCE	12791	Maxey Plumbing Pty Ltd	VARIOUS SITES - UNPLANNED PLUMBING SERVI	232.32
31/05/2022	\$APINVCE	12714	Maxey Plumbing Pty Ltd	VARIOUS SITES - UNPLANNED PLUMBING SERVI	622.29
31/05/2022	\$APINVCE	12794	Maxey Plumbing Pty Ltd	VARIOUS SITES - UNPLANNED PLUMBING SERVI	201.53
31/05/2022	\$APINVCE	12766	Maxey Plumbing Pty Ltd	Maxy Plumbing Pty Ltd	799.08
<b>Cheque/EFT Number 226245</b>			<b>Perth Playground &amp; Rubber Pty Ltd</b>		<b>50,215.00</b>
31/05/2022	\$APINVCE	INV-675	Perth Playground & Rubber Pty Ltd	J H Abrahams Soft Fall Repairs	825.00
31/05/2022	\$APINVCE	INV-674	Perth Playground & Rubber Pty Ltd	Mardalup Soft fall Renewal	49,390.00
<b>Cheque/EFT Number 226246</b>			<b>Brightside Live Pty Ltd</b>		<b>2,706.00</b>
31/05/2022	\$APINVCE	INV-02185	Brightside Live Pty Ltd	AV invoice for the City of Light drone s	2,706.00
<b>Cheque/EFT Number 226247</b>			<b>Henry Daniel Clarke</b>		<b>450.00</b>
31/05/2022	\$APINVCE	130522-2	Henry Daniel Clarke	Henry Clarke Performer Citizenship 11 Ma	450.00
<b>Cheque/EFT Number 226248</b>			<b>Wright Welding &amp; Fabrication Pty Ltd</b>		<b>1,485.00</b>
31/05/2022	\$APINVCE	INV-0307	Wright Welding & Fabrication Pty Ltd	Cut up old frame and remove all rubbish	1,485.00
<b>Cheque/EFT Number 226249</b>			<b>The Trustee for AOC Unit Trust t/as Absolute Office Comforts</b>		<b>3,265.90</b>
31/05/2022	\$APINVCE	S104968	The Trustee for AOC Unit Trust t/as Absolute Office C PO request - Contract rates have been ch		3,265.90
<b>Cheque/EFT Number 226250</b>			<b>The Trustee of The Old Brick Company Unit Trust t/a Subiaco Restoration</b>		<b>1,294.92</b>
31/05/2022	\$APINVCE	169320	The Trustee of The Old Brick Company Unit Trust t/a !Subiaco Restoration		706.32
31/05/2022	\$APINVCE	169321	The Trustee of The Old Brick Company Unit Trust t/a !Subiaco Restoration - Quote # 65657		588.60
<b>Cheque/EFT Number 226251</b>			<b>ATI-Mirage Training and Business Solutions Pty Ltd t/as ATI-Mirage</b>		<b>950.00</b>
31/05/2022	\$APINVCE	INV-0374	ATI-Mirage Training and Business Solutions Pty Ltd t/: 5 day Safety training course K Chadfield		950.00
<b>Cheque/EFT Number 226252</b>			<b>BUNNINGS BUILDING SUPPLIES P/L</b>		<b>41.33</b>
31/05/2022	\$APINVCE	2404/01336472	BUNNINGS BUILDING SUPPLIES P/L	Bunnings Building Supplies	41.33
<b>Cheque/EFT Number 226253</b>			<b>CABCHARGE AUSTRALIA PTY LTD</b>		<b>616.87</b>
31/05/2022	\$APINVCE	25079624P2205	CABCHARGE AUSTRALIA PTY LTD	Community Development Cab charge Account	616.87
<b>Cheque/EFT Number 226254</b>			<b>AMPOL AUSTRALIA PETROLEUM PTY LTD</b>		<b>22,915.75</b>
31/05/2022	\$APINVCE	9427047370	AMPOL AUSTRALIA PETROLEUM PTY LTD	Depot Fuel	22,915.75
<b>Cheque/EFT Number 226255</b>			<b>CENTRECARE CORPORATE</b>		<b>7,169.25</b>
31/05/2022	\$APINVCE	SI-0001713	CENTRECARE CORPORATE	Requisition for EAP - Access Wellbeing 1	5,409.25
31/05/2022	\$APINVCE	SI-0001788	CENTRECARE CORPORATE	Requisition for EAP - Access Wellbeing 1	1,760.00
<b>Cheque/EFT Number 226256</b>			<b>Chemform</b>		<b>836.88</b>
31/05/2022	\$APINVCE	368029	Chemform	Gojo hand wash for Centre.	836.88



**Schedule of Accounts Paid - Municipal Fund**  
For the Period :01/05/2022-31/05/2022

Payment Date	Document Type	Invoice Number	Payee	Payment Details	Payment Amount
<b>Cheque/EFT Number 226257</b>			<b>DARDANUP BUTCHERING UNIT TRUST T/AS DARDANUP BUTCHERING CO DARDANUP BUTCHERING C</b>		<b>767.05</b>
31/05/2022	\$APINVCE	BL632663	DARDANUP BUTCHERING UNIT TRUST T/AS DARDANUP BUTCHERING CO	Dardanup - meat supply for Community Cen	767.05
<b>Cheque/EFT Number 226258</b>			<b>DEPUTY COMMISSIONER OF TAXATION</b>		<b>608,166.00</b>
31/05/2022	\$HRPAYJNL	F 20/05/2022	DEPUTY COMMISSIONER OF TAXATION	Withholding Tax (PAYG)	166.00
31/05/2022	\$HRPAYJNL	F 20/05/2022	DEPUTY COMMISSIONER OF TAXATION	HELP	140.00
31/05/2022	\$HRPAYJNL	F 20/05/2022	DEPUTY COMMISSIONER OF TAXATION	ETP Tax (Code O)	768.00
31/05/2022	\$HRPAYJNL	F 20/05/2022	DEPUTY COMMISSIONER OF TAXATION	Withholding Tax (PAYG)	55,386.00
31/05/2022	\$HRPAYJNL	EF 20/05/2022	DEPUTY COMMISSIONER OF TAXATION	TSL	70.00
31/05/2022	\$HRPAYJNL	EF 20/05/2022	DEPUTY COMMISSIONER OF TAXATION	HELP	2,106.00
31/05/2022	\$HRPAYJNL	EF 20/05/2022	DEPUTY COMMISSIONER OF TAXATION	Extra Tax	650.00
31/05/2022	\$HRPAYJNL	EF 20/05/2022	DEPUTY COMMISSIONER OF TAXATION	Withholding Tax (PAYG)	105,638.00
31/05/2022	\$HRPAYJNL	F 20/05/2022	DEPUTY COMMISSIONER OF TAXATION	SFSS	482.00
31/05/2022	\$HRPAYJNL	F 20/05/2022	DEPUTY COMMISSIONER OF TAXATION	HELP	11,536.00
31/05/2022	\$HRPAYJNL	F 20/05/2022	DEPUTY COMMISSIONER OF TAXATION	Extra Tax	1,866.00
31/05/2022	\$HRPAYJNL	F 20/05/2022	DEPUTY COMMISSIONER OF TAXATION	Withholding Tax (PAYG)	429,358.00
<b>Cheque/EFT Number 226259</b>			<b>DILENA METAL SALES</b>		<b>1,140.00</b>
31/05/2022	\$APINVCE	158416	DILENA METAL SALES	DiLena Metals	1,140.00
<b>Cheque/EFT Number 226260</b>			<b>ELLIOTTS IRRIGATION PTY LTD</b>		<b>1,251.80</b>
31/05/2022	\$APINVCE	B25910	ELLIOTTS IRRIGATION PTY LTD	Groundwater Filtration System Annual Mai	982.30
31/05/2022	\$APINVCE	B25909	ELLIOTTS IRRIGATION PTY LTD	Harold Boas Gardens - Groundwater Filtra	269.50
<b>Cheque/EFT Number 226261</b>			<b>FARINOSI &amp; SONS PTY LTD</b>		<b>507.06</b>
31/05/2022	\$APINVCE	11051712	FARINOSI & SONS PTY LTD	Farinosi & Sons	115.95
31/05/2022	\$APINVCE	11051891	FARINOSI & SONS PTY LTD	Farinosi & Sons	241.25
31/05/2022	\$APINVCE	11051953	FARINOSI & SONS PTY LTD	Farinosi & Sons	99.50
31/05/2022	\$APINVCE	11051929	FARINOSI & SONS PTY LTD	VARIOUS SITES - SUPPLY OF MINOR HARDWARE	40.00
31/05/2022	\$APINVCE	11051561	FARINOSI & SONS PTY LTD	VARIOUS SITES - SUPPLY OF MINOR HARDWARE	10.36
<b>Cheque/EFT Number 226262</b>			<b>STRATAGREEN</b>		<b>394.02</b>
31/05/2022	\$APINVCE	144929	STRATAGREEN	Supply 2 x ARS Two Handled Long Reach Pr	394.02
<b>Cheque/EFT Number 226263</b>			<b>HAYS PERSONNEL SERVICES (AUST) PTY LTD</b>		<b>9,719.77</b>
31/05/2022	\$APINVCE	50841518	HAYS PERSONNEL SERVICES (AUST) PTY LTD	Hays/WALGA PSP011 contract labor hire 21	3,193.66
31/05/2022	\$APINVCE	50794565	HAYS PERSONNEL SERVICES (AUST) PTY LTD	Hays/WALGA PSP011 contract labor hire 21	3,053.51
31/05/2022	\$APINVCE	50841519	HAYS PERSONNEL SERVICES (AUST) PTY LTD	Hays/WALGA PSP011 contract labor hire 21	349.27
31/05/2022	\$APINVCE	50841517	HAYS PERSONNEL SERVICES (AUST) PTY LTD	Hays/WALGA PSP011 contract labor hire 21	430.47
31/05/2022	\$APINVCE	50840806B	HAYS PERSONNEL SERVICES (AUST) PTY LTD	Hays/WALGA PSP011 contract labor hire 21	2,692.86
<b>Cheque/EFT Number 226264</b>			<b>Industrial Foundation for Accident Prevention (IFAP) t/as WHS Foundation</b>		<b>990.00</b>
31/05/2022	\$APINVCE	AXI9717	Industrial Foundation for Accident Prevention (IFAP) tA Mundy Safety Rep Course WHS		990.00
<b>Cheque/EFT Number 226265</b>			<b>ID SUPPLIES PTY LTD</b>		<b>873.95</b>
31/05/2022	\$APINVCE	016982	ID SUPPLIES PTY LTD	Heavy duty key reels	873.95
<b>Cheque/EFT Number 226266</b>			<b>JASON SIGNMAKERS</b>		<b>717.36</b>
31/05/2022	\$APINVCE	219780	JASON SIGNMAKERS	Prototypes for flag and finger signs onl	717.36
<b>Cheque/EFT Number 226267</b>			<b>JONES LANG LASALLE (WA)PTY LTD</b>		<b>56,951.29</b>
31/05/2022	\$APINVCE	8148355	JONES LANG LASALLE (WA)PTY LTD	ENEX 100 Loading Dock 14 Monthly Rent 20	56,951.29
<b>Cheque/EFT Number 226268</b>			<b>KELYN TRAINING SERVICES</b>		<b>3,300.00</b>
31/05/2022	\$APINVCE	00030963	KELYN TRAINING SERVICES	Advance Worksite Traffic Management (AWT	1,650.00
31/05/2022	\$APINVCE	00030946	KELYN TRAINING SERVICES	Training - Advanced Worksite Traffic Man	1,650.00
<b>Cheque/EFT Number 226269</b>			<b>Light Application Pty Ltd</b>		<b>96,808.80</b>
31/05/2022	\$APINVCE	85056	Light Application Pty Ltd	RFT000081 East Perth Hook pole & URBI I	96,808.80
<b>Cheque/EFT Number 226270</b>			<b>BUCHER MUNICIPAL PTY LTD</b>		<b>85.95</b>
31/05/2022	\$APINVCE	1033108	BUCHER MUNICIPAL PTY LTD	Seal kit for rubbish truck	85.95
<b>Cheque/EFT Number 226271</b>			<b>MICHAEL PAGE INTERNATIONAL</b>		<b>11,157.43</b>
31/05/2022	\$APINVCE	INJN00235869	MICHAEL PAGE INTERNATIONAL	Finder's fee for Teisha Farmer	11,157.43
<b>Cheque/EFT Number 226272</b>			<b>Rentokil Initial Pty Ltd t/as Ambius Indoor Plants, Initial Hygiene &amp; Rentokil P</b>		<b>1,923.54</b>
31/05/2022	\$APINVCE	20310779	Rentokil Initial Pty Ltd t/as Ambius Indoor Plants, Initi	VARIOUS SITES - PLANNED MAINTENANCE - 20	1,923.54
<b>Cheque/EFT Number 226273</b>			<b>RSEA PTY LTD</b>		<b>1,503.54</b>
31/05/2022	\$APINVCE	12982524	RSEA PTY LTD	Employee Safety Boots - Clive Hughes	148.50
31/05/2022	\$APINVCE	12982158	RSEA PTY LTD	Safety work boots for new starter D Elli	140.80
31/05/2022	\$APINVCE	12972281	RSEA PTY LTD	Safety Boots for Tony Barilla - Depot Wo	160.60
31/05/2022	\$APINVCE	12825359	RSEA PTY LTD	Uniform Jason Cartwright Night Shift	454.14
31/05/2022	\$APINVCE	12997464	RSEA PTY LTD	Employee Safety Boots - Geoff Baily	122.10
31/05/2022	\$APINVCE	12997089	RSEA PTY LTD	Safety Boots for Chris Sieh (8423).	160.60
31/05/2022	\$APINVCE	12982632	RSEA PTY LTD	Work safety boots	151.80
31/05/2022	\$APINVCE	12909494	RSEA PTY LTD	Safety work boots for T George.	165.00
<b>Cheque/EFT Number 226274</b>			<b>CSP GROUP PTY LTD T/AS STIHL SHOP OSBORNE PARK</b>		<b>342.00</b>
31/05/2022	\$APINVCE	72541	CSP GROUP PTY LTD T/AS STIHL SHOP OSBORNE PARK	General Servicing of Minor Plant - EG -	50.00
31/05/2022	\$APINVCE	72631	CSP GROUP PTY LTD T/AS STIHL SHOP OSBORNE PARK	General Servicing of Minor Plant - EG -	166.00
31/05/2022	\$APINVCE	72633	CSP GROUP PTY LTD T/AS STIHL SHOP OSBORNE PARK	General Servicing of Minor Plant - EG -	63.00
31/05/2022	\$APINVCE	72630	CSP GROUP PTY LTD T/AS STIHL SHOP OSBORNE PARK	General Servicing of Minor Plant - EG -	63.00
<b>Cheque/EFT Number 226275</b>			<b>Toolmart Australia Pty Ltd</b>		<b>319.95</b>
31/05/2022	\$APINVCE	OP-184188	Toolmart Australia Pty Ltd	Toolmart	319.95
<b>Cheque/EFT Number 226276</b>			<b>TOTAL EDEN PTY LTD T/AS Nutrien Water</b>		<b>2,698.89</b>
31/05/2022	\$APINVCE	412119089	TOTAL EDEN PTY LTD T/AS Nutrien Water	Reticulation parts for City place car pa	117.19
31/05/2022	\$APINVCE	412122047	TOTAL EDEN PTY LTD T/AS Nutrien Water	Stores Stock	2,581.70
<b>Cheque/EFT Number 226277</b>			<b>TOURISM COUNCIL WA</b>		<b>380.00</b>
31/05/2022	\$APINVCE	I-00005747	TOURISM COUNCIL WA	WA Tourism Award Submission - City of Pe	190.00
31/05/2022	\$APINVCE	WA02A1480	TOURISM COUNCIL WA	WA Tourism Award Submission - City of Pe	190.00
<b>Cheque/EFT Number 226278</b>			<b>Ultimo Catering &amp; Events Pty Ltd</b>		<b>127.27</b>
31/05/2022	\$APINVCE	00415151	Ultimo Catering & Events Pty Ltd	Ultimo catering - COP catering supplies	127.27
<b>Cheque/EFT Number 226279</b>			<b>UES (INT'L) PTY LTD T/AS UES INTERNATIONAL</b>		<b>25.50</b>
31/05/2022	\$APINVCE	182565	UES (INT'L) PTY LTD T/AS UES INTERNATIONAL	Parts for pavement sweeper	36.10
31/05/2022	\$APINVCE	180685	UES (INT'L) PTY LTD T/AS UES INTERNATIONAL	Parts for pavement sweeper	29.22



**Schedule of Accounts Paid - Municipal Fund**  
For the Period :01/05/2022-31/05/2022

Payment Date	Document Type	Invoice Number	Payee	Payment Details	Payment Amount
31/05/2022	\$APCREDT	0000009965	UES (INT'L) PTY LTD T/AS UES INTERNATIONAL	Invoice INV60-000282681	-39.82
<b>Cheque/EFT Number 226280</b>					<b>290.00</b>
31/05/2022	\$APINVCE	INV-017147	VOLUNTEERING WA	Volunteering WA Membership Renewal 2022	290.00
<b>Cheque/EFT Number 226281</b>					<b>1,170.40</b>
31/05/2022	\$APINVCE	665842	DOWNER EDI WORKS	Consultancy services to assist with the	1,170.40
<b>Cheque/EFT Number 226282</b>					<b>72.00</b>
31/05/2022	\$APINVCE	05052022	Anneliese Goldsword	Healthy Lifestyle-A Goldsword	72.00
<b>Cheque/EFT Number 226283</b>					<b>156.00</b>
31/05/2022	\$APINVCE	OB2022-462	J WILKINSON	APPLICATION REFUND-WELLINGTON ST WEST PE	156.00
<b>Cheque/EFT Number 226284</b>					<b>259.00</b>
31/05/2022	\$APINVCE	OB2022-464	J Wilkinson	APPLICATION REFUND-KINGS PARK ROAD WEST	259.00
<b>Cheque/EFT Number 226285</b>					<b>120.00</b>
31/05/2022	\$APINVCE	250522	Adam Castling	Healthy Lifestyle Cont-A Castling	120.00
<b>Cheque/EFT Number 226286</b>					<b>100.00</b>
31/05/2022	\$APINVCE	050422	Amie Groom	Optical Eyewear Contribution-A Groom	100.00
<b>Cheque/EFT Number 226287</b>					<b>120.00</b>
31/05/2022	\$APINVCE	120522	Amneet Malhi	Healthy Lifestyle Cont - A Malhi	120.00
<b>Cheque/EFT Number 226288</b>					<b>120.00</b>
31/05/2022	\$APINVCE	160522	Blake Humble	HEALTHY LIFESTYLE CONT-B HUMBLE	120.00
<b>Cheque/EFT Number 226289</b>					<b>156.00</b>
31/05/2022	\$APINVCE	2022-17	Claire Burton	Application Refund	156.00
<b>Cheque/EFT Number 226290</b>					<b>120.00</b>
31/05/2022	\$APINVCE	130422	Erica Harris	Healthy Lifestyle Cont - E Harris	120.00
<b>Cheque/EFT Number 226291</b>					<b>97.00</b>
31/05/2022	\$APINVCE	FP-2094	Glopex Pty Ltd	Food Business Registration	97.00
<b>Cheque/EFT Number 226292</b>					<b>120.00</b>
31/05/2022	\$APINVCE	090522	Jason Cartwright	Healthy Lifestyle Cont - J Cartwright	120.00
<b>Cheque/EFT Number 226293</b>					<b>364.00</b>
31/05/2022	\$APINVCE	250522	Jason Taylor	UPHOLSTERY CLEANER & LIQUID-TOWN HALL	364.00
<b>Cheque/EFT Number 226294</b>					<b>165.00</b>
31/05/2022	\$APINVCE	270522	MARTIN SALLABANK	FOOTCARE MGT PROGRAM-M SALLABANK	165.00
<b>Cheque/EFT Number 226295</b>					<b>201.68</b>
31/05/2022	\$APINVCE	250522	Richard Watt	TeamLunch,Parking& Retiremnt card-R Watt	201.68
<b>Cheque/EFT Number 226296</b>					<b>344.00</b>
31/05/2022	\$APINVCE	5050471	The Piddington Society Inc	Cancellation of Library Auditorium	344.00
<b>Cheque/EFT Number 226297</b>					<b>1,000.00</b>
31/05/2022	\$APINVCE	250522	Boxing WA Inc	Bond Refund- Hire Perth Town Hall	1,000.00
<b>Cheque/EFT Number 226298</b>					<b>255.90</b>
31/05/2022	\$APINVCE	190422	The Charity Projects	Bond Refund - Hire Perth Town Hall	255.90
<b>Cheque/EFT Number 226299</b>					<b>974.10</b>
31/05/2022	\$APINVCE	A1110352	Commissioner of Main Roads	RATES REFUND-TERMINATION OF LEASE	974.10
<b>Cheque/EFT Number 226300</b>					<b>1,257.85</b>
31/05/2022	\$APINVCE	A1081264	TS Tan and LE Tan and TW Tan	Rates Refund-8 Tully Road, East Perth	1,257.85
<b>Cheque/EFT Number 2901</b>					<b>1,331.47</b>
26/05/2022	\$APINVCE	2901	STACKMAP INC	StackMap Software that produces a map, o	1,331.47
<b>Cheque/EFT Number 29282599</b>					<b>23,850.00</b>
19/05/2022	\$APINVCE	29282599	FINES ENFORCEMENT REGISTRY	FER Parking Lodgements	23,850.00
<b>Cheque/EFT Number 29315895</b>					<b>15,582.00</b>
11/05/2022	\$APINVCE	29315895	FINES ENFORCEMENT REGISTRY	FER Parking Lodgements	15,582.00
<b>Cheque/EFT Number 29364854</b>					<b>163.30</b>
20/05/2022	\$APINVCE	29364854	FINES ENFORCEMENT REGISTRY	FER Parking Lodgements	163.30
<b>Cheque/EFT Number 29384481</b>					<b>33,549.00</b>
24/05/2022	\$APINVCE	29384481	FINES ENFORCEMENT REGISTRY	FER Parking Lodgements	33,549.00
<b>Cheque/EFT Number J241232</b>					<b>36,029.32</b>
12/05/2022	\$JOURNAL	FE 06/05/2022	MERCER (AUSTRALIA) PTY LTD	15% Mercer Super	-38,440.47
12/05/2022	\$HRPAYJNL	FE 06/05/2022	MERCER (AUSTRALIA) PTY LTD	5% DB Council Matched Company Contributi Total	13,385.91
12/05/2022	\$HRPAYJNL	FE 06/05/2022	MERCER (AUSTRALIA) PTY LTD	CC Scheme Employee Contribution - PostTa Total	5,321.75
12/05/2022	\$HRPAYJNL	FE 06/05/2022	MERCER (AUSTRALIA) PTY LTD	CC Scheme Employee Contribution - PreTax Total	6,337.60
12/05/2022	\$HRPAYJNL	FE 06/05/2022	MERCER (AUSTRALIA) PTY LTD	Employee Contribution - Post Tax (\$) Total	50.00
12/05/2022	\$HRPAYJNL	FE 06/05/2022	MERCER (AUSTRALIA) PTY LTD	Employee Contribution - Post Tax (%) Total	293.01
12/05/2022	\$HRPAYJNL	FE 06/05/2022	MERCER (AUSTRALIA) PTY LTD	Employee Contribution - PreTax (\$) Total	733.16
12/05/2022	\$HRPAYJNL	FE 06/05/2022	MERCER (AUSTRALIA) PTY LTD	Employee Contribution - PreTax (%) Total	4,198.98
12/05/2022	\$HRPAYJNL	FE 06/05/2022	MERCER (AUSTRALIA) PTY LTD	SGC Compulsory - Employer Total	1,428.91
12/05/2022	\$HRPAYJNL	FE 06/05/2022	MERCER (AUSTRALIA) PTY LTD	SGC Compulsory Defined Benefit >9% Total	2,562.70
12/05/2022	\$HRPAYJNL	FE 06/05/2022	MERCER (AUSTRALIA) PTY LTD	SGC Compulsory Defined Benefit 9% Total	23,064.23
27/05/2022	\$JOURNAL	FE 20/05/2022	MERCER (AUSTRALIA) PTY LTD	15% Mercer Super	-36,076.09
27/05/2022	\$HRPAYJNL	FE 20/05/2022	MERCER (AUSTRALIA) PTY LTD	5% DB Council Matched Company Contributi Total	12,572.85
27/05/2022	\$HRPAYJNL	FE 20/05/2022	MERCER (AUSTRALIA) PTY LTD	CC Scheme Employee Contribution - PostTa Total	4,995.40
27/05/2022	\$HRPAYJNL	FE 20/05/2022	MERCER (AUSTRALIA) PTY LTD	CC Scheme Employee Contribution - PreTax Total	5,956.38
27/05/2022	\$HRPAYJNL	FE 20/05/2022	MERCER (AUSTRALIA) PTY LTD	Employee Contribution - Post Tax (\$) Total	50.00
27/05/2022	\$HRPAYJNL	FE 20/05/2022	MERCER (AUSTRALIA) PTY LTD	Employee Contribution - Post Tax (%) Total	236.30
27/05/2022	\$HRPAYJNL	FE 20/05/2022	MERCER (AUSTRALIA) PTY LTD	Employee Contribution - PreTax (\$) Total	733.16
27/05/2022	\$HRPAYJNL	FE 20/05/2022	MERCER (AUSTRALIA) PTY LTD	Employee Contribution - PreTax (%) Total	3,195.50
27/05/2022	\$HRPAYJNL	FE 20/05/2022	MERCER (AUSTRALIA) PTY LTD	SGC Compulsory - Employer Total	1,379.26
27/05/2022	\$HRPAYJNL	FE 20/05/2022	MERCER (AUSTRALIA) PTY LTD	SGC Compulsory Defined Benefit >9% Total	2,405.07
27/05/2022	\$HRPAYJNL	FE 20/05/2022	MERCER (AUSTRALIA) PTY LTD	SGC Compulsory Defined Benefit 9% Total	21,645.71
<b>Cheque/EFT Number 226229</b>					<b>610,705.89</b>
12/05/2022	\$HRPAYJNL	FE 06/05/2022	Quick Super Fund	5% Council Matched Company Contribution Total	49,408.69
12/05/2022	\$HRPAYJNL	FE 06/05/2022	Quick Super Fund	CC Scheme Employee Contribution - PostTa Total	6,707.47
12/05/2022	\$HRPAYJNL	FE 06/05/2022	Quick Super Fund	CC Scheme Employee Contribution - PreTax Total	41,340.06



Schedule of Accounts Paid - Municipal Fund  
For the Period :01/05/2022-31/05/2022

Payment Date	Document Type	Invoice Number	Payee	Payment Details	Payment Amount
12/05/2022	\$HRPAYJNL	FE 06/05/2022	Quick Super Fund	Employee Contribution - Post Tax (\$) Total	239.00
12/05/2022	\$HRPAYJNL	FE 06/05/2022	Quick Super Fund	Employee Contribution - Post Tax (%) Total	92.82
12/05/2022	\$HRPAYJNL	FE 06/05/2022	Quick Super Fund	Employee Contribution - PreTax (\$) Total	3,805.77
12/05/2022	\$HRPAYJNL	FE 06/05/2022	Quick Super Fund	Employee Contribution - PreTax (%) Total	6,241.75
12/05/2022	\$JOURNAL	J241135	Quick Super Fund	QuickSuper Emp 8315	416.73
12/05/2022	\$HRPAYJNL	FE 06/05/2022	Quick Super Fund	SGC Compulsory - Employer Total	198,077.16
31/05/2022	\$HRPAYJNL	FE 20/05/2022	Quick Super Fund	5% Council Matched Company Contribution Total	49,138.64
31/05/2022	\$HRPAYJNL	FE 20/05/2022	Quick Super Fund	CC Scheme Employee Contribution - PostTa Total	6,577.54
31/05/2022	\$HRPAYJNL	FE 20/05/2022	Quick Super Fund	CC Scheme Employee Contribution - PreTax Total	40,984.05
31/05/2022	\$HRPAYJNL	FE 20/05/2022	Quick Super Fund	Employee Contribution - Post Tax (\$) Total	239.00
31/05/2022	\$HRPAYJNL	FE 20/05/2022	Quick Super Fund	Employee Contribution - Post Tax (%) Total	92.82
31/05/2022	\$HRPAYJNL	FE 20/05/2022	Quick Super Fund	Employee Contribution - PreTax (\$) Total	3,862.77
31/05/2022	\$HRPAYJNL	FE 20/05/2022	Quick Super Fund	Employee Contribution - PreTax (%) Total	5,914.93
31/05/2022	\$HRPAYJNL	FE 20/05/2022	Quick Super Fund	SGC Compulsory - Employer Total	195,734.13
31/05/2022	\$JOURNAL	J241242	Quick Super Fund	Receipt 2861762 Quicksuper	933.31
31/05/2022	\$JOURNAL	J241240	Quick Super Fund	Receipt 2865294 QuickSuper Refund	899.25
Total					12,821,225.22
Summary					
Payments -Municipal Fund					12,821,225.22
COP-Payroll-May 2022					3,441,861.20
Bank Charges- May 2022					42,541.87
Credit Card Charges- May 2022					15,515.70
Total					16,321,143.99



**Total Payments by Supplier**  
From 01/05/2022-31/05/2022

Payee	Payment Amount
DEPUTY COMMISSIONER OF	1,840,414.00
Civcon Civil & Project	1,125,153.31
DATA 3	689,461.46
STILES ELECTRICAL SERVICES	682,857.75
Quick Super Fund	610,705.89
DEPARTMENT OF LOCAL	460,773.48
Coates Hire Operations Pty	363,892.90
Initiative Media Australia Pty Ltd	360,613.93
ACCESS BRICKPAVING CO	323,201.99
INTERFLOW PTY LTD	251,029.30
D.B CUNNINGHAM PTY LTD T/AS	208,377.95
EOS ELECTRICAL	199,849.92
Absolute Stone Paving P/L	185,878.62
GJK FACILITY SERVICES	155,660.60
ACE SECURITY AND EVENTS	154,204.94
LIGHTNING BRICK PAVERS PTY	150,663.96
Drainflow Services Pty Ltd	137,485.70
RAC Facades Pty Ltd	130,284.53
JONES LANG LASALLE (WA)PTY	113,902.58
The Trustee for Ussheridan Trust	111,436.76
DOWNER EDI WORKS	108,609.60
Light Application Pty Ltd	98,623.80
DEPARTMENT OF PLANNING,	98,104.35
ELECTRICITY GENERATION AND	97,106.86
WSP AUSTRALIA PTY LTD	96,180.76
RUAH COMMUNITY SERVICES	94,876.07
TELSTRA	87,459.82
The Trustee for Parker Trust t/as	83,587.95
MINDARIE REGIONAL COUNCIL	82,362.75
COLGAN INDUSTRIES PTY LTD	80,830.07
HAYS PERSONNEL SERVICES	77,805.62
ICONIC PROPERTY SERVICES	76,890.83
ENVIROPATH PTY LTD T/ AS	73,642.25
FINES ENFORCEMENT REGISTRY	73,144.30
ALINTA SALES PTY LTD	68,032.79
Higgins Coatings Pty Ltd	65,334.45
LIGHTSPEED COMMUNICATIONS	64,429.36
BGC (AUSTRALIA) PTY LTD	63,218.47
TK Elevator Australia Pty Ltd	62,653.03
Hoban Recruitment Pty Ltd	62,446.88
The Trustee for The Lab Unit	62,414.00
KT WILSON & LP WOOD	60,368.00
GILMOUR & JOOSTE ELECTRICAL	59,264.68
ENVIRO INFRASTRUCTURE PTY	57,427.82
PERTH INTERNATIONAL ARTS	55,000.00



**Total Payments by Supplier**  
From 01/05/2022-31/05/2022

Payee	Payment Amount
CTI5 PTY LTD	52,213.47
Perth Playground & Rubber Pty	50,215.00
AMPOL AUSTRALIA PETROLEUM	46,183.05
Targa West	41,250.00
Equilibrium Interactive Pty Ltd	40,697.80
JB Legal Partners Pty Ltd	39,212.51
KPMG	37,699.42
MERCER (AUSTRALIA) PTY LTD	36,029.32
Ellenby Tree Farm Pty Ltd	35,973.56
WINDCAVE PTY LTD T/AS	35,971.29
CHEVRON AUSTRALIA	35,410.87
Programmed Skilled Workforce	34,946.13
DEPARTMENT OF TRANSPORT	33,669.15
PERFORMING ARTS CENTRE	33,000.00
WA MUSIC INDUSTRY	33,000.00
Aboriginal United Services Pty	32,672.17
Kaldana Nominees ATF The	31,017.31
ES2 PTY LTD	30,580.00
ANIMATION ARTROOM PTY LTD	30,182.54
BUILDING & CONSTRUCTION	30,013.03
Brajkovich Demolition & Salvage	30,000.00
INTEGRITY MANAGEMENT	29,700.00
Pamela Mary Gaunt	29,260.00
The Trustee for AOC Unit Trust	29,082.89
FLEETCARE PTY LTD	28,544.52
Turner & Townsend Thinc Pty Ltd	27,645.75
A E HOSKINS & SONS	27,528.42
CLASSIC TREE SERVICES	25,863.40
SUEZ RECYCLING & RECOVERY	23,854.90
FOOD TECHNOLOGY SERVICES	23,763.96
Sheffield Asset Management Pty	23,635.27
DEPARTMENT OF MINES	23,398.00
ARC Holdings (WA) Pty Ltd t/as	23,100.00
EMERGE ENVIRONMENTAL	22,833.31
Office Cleaning Experts Pty Ltd	22,704.00
JASON SIGNMAKERS	22,609.18
ELEMENT ADVISORY PTY LTD	21,533.61
Herbert Smith Freehills	20,568.68
Rooforce Facility Services Pty Ltd	20,208.20
AUSTRALIAN HVAC SERVICES	20,062.02
WESTERN POWER	19,424.00
CITY OF SYDNEY	19,360.00
UniSport Australia Limited	19,250.00
STRUT DANCE INC	19,250.00
RANDSTAD PTY LTD	19,080.16



**Total Payments by Supplier**  
From 01/05/2022-31/05/2022

Payee	Payment Amount
The Trustee for the DDR Family	19,025.88
Wright Welding & Fabrication	18,771.50
PRICE CONSULTING GROUP PTY	18,658.76
ESSENTIAL FIRE SERVICES PTY	17,433.97
ARUP	17,273.14
URBIS PTY LTD	16,478.00
ADVANCED TRAFFIC	16,303.38
BASIL ZEMPILAS	15,991.25
WINC AUSTRALIA PTY LTD	15,799.99
DATALINE VISUAL LINK PTY LTD	15,766.29
BIDFOOD WA PTY LTD	15,522.94
Arup Australia Pty Ltd	15,360.00
Talent International Pty Ltd	14,316.50
MAIN ROADS WESTERN	14,240.57
On Tap Plumbing & Gas Pty Ltd	14,026.58
The Trustee for Epic Trust & The HASSELL LTD	13,247.83
Joel Christopher Yeldon	13,035.00
Mediabrand Australia Pty Ltd	12,856.25
Bridge42 Pty Ltd	12,825.00
Sydel Nominees t/as	12,749.00
THE ROYAL LIFE SAVING SOCIETY	12,743.50
TAMALA PARK REGIONAL	12,459.67
DDLS Australia Pty Ltd	12,046.98
JAPAN FESTIVAL ASSOCIATION IN	12,028.50
Maxey Plumbing Pty Ltd	12,000.00
Glen Flood Group Pty Ltd t/as	11,998.90
WATER CORPORATION	11,860.00
MICHAEL PAGE INTERNATIONAL	11,231.27
MARINOVICH FAMILY TRUST	11,157.43
Block Branding Pty Ltd	11,000.00
SPECIALIZED CLEANING GROUP	11,000.00
THE TRUSTEE FOR MOTHER'S	10,442.10
BELL TRADING TRUST T/AS	10,000.00
JADE ORCHID DOLMAN T/AS J.D.	9,996.53
JOELZ PTY LTD T/AS BAX	9,872.23
J & M Asphalt Pty Ltd	9,845.00
ID SUPPLIES PTY LTD	9,783.54
W.C. CONVENIENCE	9,496.85
CENTRECARE CORPORATE	9,465.03
Perth Materials Blowing Pty Ltd	9,336.25
The Art Gallery Of WA	9,055.20
THE TRUSTEE FOR KINN & CO	8,900.00
WESTBOOKS	8,805.50
Ultimo Catering & Events Pty Ltd	8,452.49
	8,301.70



## Total Payments by Supplier

From 01/05/2022-31/05/2022

Payee	Payment Amount
Tyres 4U Pty Limited	8,197.40
RSEA PTY LTD	8,054.45
SONIC HEALTHPLUS PTY LTD	8,034.66
METRIX CONSULTING PTY LTD	7,907.16
Ludlow Timber Products	7,854.00
PROCAD PTY LTD	7,755.00
AUSTRALIAN PARKING AND	7,603.20
THE TRUSTEE FOR TRJ TRUST	7,573.50
DOUGLAS PARTNERS	7,526.75
MARK REISINGER T/AS MFR	7,404.59
TOTAL EDEN PTY LTD T/AS	7,211.96
M P ROGERS & ASSOCIATES PTY	7,192.89
LINKBUILD (WA) PTY LTD	7,000.00
CULTURE	6,974.00
THE TRUSTEE FOR THOMPSON	6,820.00
Stantec Australia Pty Ltd	6,659.40
MINTER ELLISON	6,634.32
SWAN GROUP (WA) PTY LTD	6,463.89
City of Subiaco	6,458.28
Lease Equity Pty Ltd	6,380.15
PROSEGUR AUSTRALIA PTY LTD	6,366.39
Toolmart Australia Pty Ltd	6,348.95
VOCUS PTY LTD	6,308.50
The Trustee for B & M Bergsma	6,237.55
Sullivan Commercial Pty Ltd t/as	6,196.74
The Trustee for Wendy Mead	6,170.80
HERITAGE WAY PTY LTD (DOMUS	6,143.42
21-23 COLIN STREET PTY LTD	6,000.00
Magnetic Automation Pty Ltd	5,925.00
DIANNE BAIN	5,902.31
RICOH AUSTRALIA PTY LTD	5,897.86
Full Blown Landscaping Pty Ltd	5,885.00
ROYAL BUSINESS PRODUCTS	5,875.48
NESPRESSO	5,719.20
Anthony Joseph Power	5,610.00
IRON MOUNTAIN AUSTRALIA	5,584.73
OCLC (UK) Limited	5,512.67
DURTEC LIMITED	5,509.32
CORPORATE GOVERNANCE RISK	5,500.00
ADTA PTY LTD T/AS 1OFF	5,500.00
Western Australian Brewers	5,500.00
CHAMBER OF COMMERCE &	5,500.00
CSE CROSSCOM PTY LTD	5,445.00
ARTEMIS BUILDING GROUP	5,371.50
RENTOKIL INIRIAL PTY LTD T/AS	5,307.63



**Total Payments by Supplier**  
From 01/05/2022-31/05/2022

Payee	Payment Amount
DARDANUP BUTCHERING UNIT	5,212.73
WIRED & WIRELESS SOLUTIONS	5,076.50
MMM (WA) Pty Ltd	5,049.97
Corser & Corser Pty Ltd	5,024.25
Morris & Ioppolo PTY LTD t/as M	5,018.76
Marketlife Pty Ltd t/as Perth	5,000.00
Thomas Eugene Pontre	4,898.66
INST OF PUBLIC WORKS	4,779.50
Vangor Enterprises Pty Ltd t/as	4,647.50
AUSTRALIA POST(677495)	4,605.34
The Trustee for Simpson Family	4,488.00
C A HAYHOW & NPP FENNER-	4,481.10
ASPECT Studios Pty Ltd t/as	4,477.00
WESTERN ENVIRONMENTAL PTY	4,466.00
WEST AUSTRALIAN LOCAL	4,400.00
Rebecca Taylor	4,363.68
TRANEN PTY LTD T/AS TRANEN	4,290.00
INSTANT SCAFFOLDS WA	4,265.86
CENTRAL CITY HEALTH	4,249.00
FUJI XEROX BUSINESSFORCE PTY	4,185.26
MAJICYL PTY LTD	4,167.20
ENVIRONMENTAL HEALTH	4,140.00
TIM DAVIES LANDSCAPING PTY	4,119.50
GO DOORS PTY LTD t/as GO	4,076.06
GHD PTY LTD	4,069.45
Linda Louise Wayman t/as	3,960.00
CBRE (C) Pty Limited	3,957.55
MARK KELLY T/AS WIZARD	3,850.00
BIG ISSUE IN AUSTRALIA LIMITED	3,778.02
DRYDEN DESIGNS	3,740.00
BAILEY'S THE FERTILISER FAMILY	3,685.00
TRUGRADE PTY LTD	3,663.00
RISK MANAGEMENT	3,455.10
1154 Hay Street Partnership	3,445.64
DIGITAL EDUCATION SERVICES	3,359.40
THE TRUSTEE FOR PAM FAMILY	3,311.00
Centre for Stories	3,300.00
KELYN TRAINING SERVICES	3,300.00
Yenem Engineering Services Pty	3,289.00
JDSi Consulting Engineers Pty Ltd	3,273.89
Hocking Planning and	3,273.60
Realestate.com.au Pty Ltd	3,252.85
CDI GROUP PTY LTD	3,231.78
WOODLANDS DISTRIBUTORS &	3,110.80
THE TRUSTEE FOR THE QUITO	3,011.86



## Total Payments by Supplier

From 01/05/2022-31/05/2022

Payee	Payment Amount
VERIS AUSTRALIA PTY LTD	3,008.50
STATEWIDE CLEANING SUPPLIES	3,005.63
ORIX Australia Corporation Ltd	3,003.46
ALANA HALL	3,003.10
The Trustee for Brand Agency	3,000.25
CLYDE BEVAN	2,987.72
BRENT FLEETON	2,987.72
LIAM GOBBERT	2,987.72
VIKTOR KO	2,987.72
CATHERINE LEZER	2,987.72
REBECCA GORDON	2,987.72
SANDY ANGHIE	2,987.72
Child Support Agency	2,880.08
ALLMAKES PTY LTD T/AS	2,854.62
CURTIN UNIVERSITY	2,850.00
Richard William Plummer t/as	2,821.50
JAPANESE TRUCK & BUS SPARES	2,766.30
RTRFM 92.1 Ltd	2,750.00
JB HI-FI GROUP PTY LTD T/AS JB	2,724.00
Brightside Live Pty Ltd	2,706.00
MARTIN COPEMAN	2,700.00
Sunny Industrial Brushware	2,689.17
RESOURCE FLUID POWER PTY	2,676.30
Nijud Pty Ltd t/as Nigel's Service	2,660.00
Department of the Premier and	2,648.40
MANHEIM PTY LTD	2,618.45
STRATAGREEN	2,541.72
SURVEYTECH TRAFFIC SURVEYS	2,530.00
ELLIOTTS IRRIGATION PTY LTD	2,503.60
KAMBARANG SERVICES PTY LTD	2,475.00
AIBS WA CHAPTER	2,450.00
Nadia (Betsa) Zuppa Galvan	2,429.51
LAUNDRY EXPRESS	2,415.60
LGRCEU	2,409.00
The Busy Group Ltd t/as BUSY At	2,400.00
J.H. FLUID TRANSFER SOLUTIONS	2,328.41
GRANBAY NOMINEES PTY LTD	2,260.50
MARKETFORCE LTD	2,236.05
CNW PTY LTD T/AS CNW	2,207.82
The Trustee for Insieme t/as	2,156.00
Teorahou Pty Ltd t/as Edge	2,156.00
JUSTIN ROBERT MARTIN T/AS	2,145.00
CSP GROUP PTY LTD T/AS STIHL	2,093.25
Peter Hayes	2,079.80
INTERNATIONAL ART SERVICES	2,066.88



## Total Payments by Supplier

From 01/05/2022-31/05/2022

Payee	Payment Amount
BROOK & MARSH PTY LTD	2,063.60
Stylelite Pty Ltd t/asStylelite Pty	1,980.00
Industrial Foundation for	1,980.00
NATURAL AREA CONSULTING	1,975.88
Zipform Pty Ltd	1,923.57
Rentokil Initial Pty Ltd t/as	1,923.54
FreshExchange Pty Ltd	1,922.68
LOCAL GOVERNMENT	1,920.00
SAFETY & RESCUE EQUIPMENT	1,859.00
AUSTRALIA CHINA BUSINESS	1,831.50
POWDERSAFE PTY LTD	1,782.00
ACCESS ICON PTY LTD T/AS	1,731.40
AQUAMONIX PTY LTD	1,725.90
St John Ambulance Australia	1,721.54
REINO INTERNATIONAL	1,718.75
Isentia Pty Limited t/as Media	1,705.00
RORIE SPARE	1,688.00
SIRSIDYNIX PTY LTD	1,639.00
TSTEE GREEN F/TRUST & TSTEE	1,601.30
FARINOSI & SONS PTY LTD	1,598.65
CBD COLLEGE P/L	1,584.00
WEST COAST SPRING WATER PTY	1,584.00
THE TRUSTEE FOR THE RICKY	1,518.00
CITY OF STIRLING	1,504.80
ADC INVESTCO 8 ATF THE	1,500.00
FOCUS DEMOLITION & ASBESTOS	1,500.00
THE TRUSTEE FOR UNDER-XS	1,485.00
The Trustee for Mark Digital Print	1,458.60
The Trustee for Clarke Family	1,452.00
CITY OF PERTH STAFF SOCIAL	1,442.00
ECLIPSE SOILS PTY LTD	1,419.00
ENGINEERING TECHNOLOGY	1,405.80
PUMPS AUSTRALIA	1,354.05
ST JOHN WA	1,353.00
R & J Sleep Transport Pty Ltd	1,352.82
STACKMAP INC	1,331.47
THE GRIFFITH FAMILY TRUST	1,307.40
The Trustee of The Old Brick	1,294.92
CLEANAWAY WASTE	1,289.88
TS Tan and LE Tan and TW Tan	1,257.85
MARK ONE VISUAL	1,254.00
North Metropolitan Tafe	1,251.25
CABCHARGE AUSTRALIA PTY LTD	1,232.12
SOUTHERN METROPOLITAN	1,227.60
GEOFFREY BAIN T/AS JUNK	1,212.00



**Total Payments by Supplier**  
From 01/05/2022-31/05/2022

Payee	Payment Amount
FARQUHAR & FARQUHAR PTY	1,195.25
Nathan Ahern	1,193.01
Sheridan Group Trust t/as	1,179.86
The Trustee for the Wilson Trust	1,150.60
AUSIEX	1,145.10
DILENA METAL SALES	1,140.00
DULUXGROUP(AUSTRALIA)PTY	1,107.67
THE TRUSTEE FOR THE WESTON	1,100.00
JOHN TIERNEY	1,098.00
Screenlink Pty Ltd t/as Aussie-IT,	1,091.20
A RICHARDS PTY LTD T/AS	1,080.95
The Trustee for Irrigation	1,072.50
ISUBSCRIBE PTY LTD	1,068.95
MM Plastics Pty Ltd	1,050.64
ABLE WESTCHEM(BORVEK PTY	1,046.19
Clyde & Co Australia	1,045.00
QUANTUM BUILDING SERVICES	1,001.00
The Trustee for Two Bit Group	1,000.00
Boxing WA Inc	1,000.00
Leah Waters	1,000.00
GARWOOD INTERNATIONAL PTY	998.80
AUSTRALIAN INSTITUTE OF	987.00
Commissioner of Main Roads	974.10
BERNARD CARNEY	960.00
ATI-Mirage Training and Business	950.00
BLJ AUSTRALIA	946.00
Ball & Doggett Pty Ltd	917.25
BARNETTS (WA)PTY LTD	879.67
AUSTRALIAN SERVICES UNION	876.60
BUCHER MUNICIPAL PTY LTD	856.92
ATOM SUPPLY	849.39
Chemform	836.88
EUROPEAN FOODS PTY LTD	831.92
HOSPITAL BENEFIT FUND OF WA	804.78
This is Creative Pty Ltd	780.00
GRENSHED PTY LTD T/AS LIVING	770.00
The Trustee for Olman & Sharna	770.00
WESTERN RESOURCE RECOVERY	759.00
BUNNINGS BUILDING SUPPLIES	758.96
MASTEC AUSTRALIA PTY LTD	748.00
The Trustee for The Saunt Family	742.50
BSA LIMITED	731.50
CITY OF PERTH (PETTY CASH)	723.35
AUSTRALIA POST	722.60
CFMEU MINING & ENERGY	720.00



**Total Payments by Supplier**  
From 01/05/2022-31/05/2022

Payee	Payment Amount
OUR COMMUNITY PTY LTD	700.00
TRACKSIDE BAKERY	688.20
ILLION AUSTRALIA PTY LTD T/AS	687.50
NOVA NEWSAGENCY	664.44
Edward Charles Marcus	660.00
MILESTONE CERTIFIERS PTY LTD	660.00
Pennant House Pty Ltd t/as	660.00
Diamond Locksmiths Pty Ltd t/as	655.50
DE VINE CELLARS	655.50
Chelsea Victoria Hayes	640.00
WH Location Services Pty Ltd	630.52
SHADE ENGINEERING	627.00
GPC Asia Pacific Pty Ltd T/AS	626.66
GOLDFOAM INVESTMENTS PTY	609.45
Nilfisk Pty Ltd	607.78
NEVILLE JOSEPH COLLARD	600.00
the trustee for Fowler Family	553.52
Toni Macarla Routledge t/as	550.00
GAVIN CHARLES BURGESS	523.60
COLONIAL LEISURE GROUP PTY	515.00
SMEDIA PTY LTD	500.00
PEDDLE PERTH PTY LTD T/AS	500.00
DM CIVIL	500.00
UNITA QLD PTY LTD	500.00
PLE COMPUTERS	499.00
THE TRUSTEE FOR THE REEDY	495.00
THE TRUSTEE FOR THE D & J	481.80
OLEOLOGY	481.25
JA TREBY TRUST/TAS CONCEPT	480.15
Soolanga Majumdar	480.00
The Trustee for Northbridge	473.00
A SUSANTO	462.83
EDUCA LIMITED	457.60
Henry Daniel Clarke	450.00
Linda Lorraine Caudwell	450.00
A.D COOTE & CO.	448.80
INLOGIK PTY LIMITED	443.27
TALIS CONSULTANTS PTY LTD	440.00
Woolworths Group Limited	437.14
MDM Entertainment Pty Ltd	423.99
PERTH BRAKE PARTS	420.00
COLONIAL LEAISURE GROUP PTY	415.00
J WILKINSON	415.00
DAIMLER TRUCKS PERTH	403.65
Farquhar, Misty-Glo Belinda t/as	400.00



**Total Payments by Supplier**  
From 01/05/2022-31/05/2022

Payee	Payment Amount
LANDGATE	396.80
NETSTAR AUSTRALIA PL T/AS	396.00
MULTI FIX WA	391.59
BROWNES FOODS OPERATIONS	388.30
GVS CONSTRUCTION & SHOP	384.00
MERCURY	380.40
TOURISM COUNCIL WA	380.00
AFGRI EQUIPMENT AUSTRALIA	378.25
Aska, Aska t/as Aska Illustration	375.00
Jason Taylor	364.00
THE TRUSTEE FOR THE	355.72
Alfagomma Australia Pty Ltd	348.55
MESSAGENET PTY LTD	346.52
The Piddington Society Inc	344.00
PUBLIC TRANSPORT AUTHORITY	335.33
The Hatchery (Hub) Pty Ltd	328.90
LINFOX ARMAGUARD PTY LTD	327.36
RICHARD WATT	321.68
SCANIA AUSTRALIA PTY LTD	319.00
KENNARDS HIRE NORTH PERTH	314.60
HYDROQUIP PUMPS	313.50
MARGARET CULBONG	300.00
FARLEY STEWART GARLETT	300.00
NATIONAL DRONE INSTITUTE	300.00
METAL ARTWORK CREATIONS	295.60
West Aust Institute of Further	295.00
RETECH RUBBER	291.50
Sigma Companies Group Pty Ltd	290.40
VOLUNTEERING WA	290.00
Bolinda Digital Pty Ltd	286.00
AUSTRALIAN ACADEMY OF TAI	260.00
Next Hotels ( West Perth) Pty Ltd	257.50
The Charity Projects	255.90
Biara Joan Martin	250.00
Camilla Jane Griffin-Appadoo	250.00
Graeme Giblett	249.99
LENARA NOMINEES PTY LTD T/AS	236.10
BOFFINS BOOKSHOP PTY LTD	235.68
Trustee for the Chelmsford Trust	235.00
A 1 APIARIES	220.00
Donald R & Lynette Blue t/as The	200.00
ECOSPILL PTY LTD	195.80
Matthew Vaslav Jelonek	192.50
J MARTIN	190.00
CHARLENE NGUYEN	189.80



**Total Payments by Supplier**  
From 01/05/2022-31/05/2022

Payee	Payment Amount
R1I PTY LTD T/AS R1I	187.02
WESTERN EDGE LANDSCAPES	176.00
G D LEEDHAM & M.G LEEDHAM	171.10
NORTH METROPOLITAN HEALTH	168.50
EDWARD NISKI	165.00
MARTIN SALLABANK	165.00
RHONDA BRADDOCK	165.00
Stephanie De Barba	165.00
TERRY BOSTOCK	165.00
Maria Eugenia D'Angelo	160.00
AVELING	160.00
OFFICE WORKS	160.00
Yow Min (Chris) Lee	160.00
Boc Gases Australia Ltd	159.20
Claire Burton	156.00
ELECTRICITY NETWORK	156.00
Print and Sign Co	156.00
SLEWRIG CONSTRUCTIONS	156.00
TLS PRODUCTIONS PTY LTD	156.00
FOXTEL SUBSCRIBER PAYMENTS	155.00
ART OF SEAFOOD PTY LTD	153.55
HILARY NORMA EVERARD	150.00
Danilo Pereira	150.00
NVARCHI GROUP	147.00
CANON PRODUCTION PRINTING	142.93
REBECCA LOUISE KRAWCZUK	140.00
WESTERN METROPOLITAN	133.87
Business Station Inc	132.00
Darren Unwin	130.00
BLACKWOODS ATKINS	128.75
Ian Pickford	120.00
KAYE BRAMLEY-SOMETIMES 3	120.00
Department of Transport	120.00
MOIRA JOSEPHINE SMITH	120.00
Adam Castling	120.00
Alexander Thamm	120.00
Amneet Malhi	120.00
Blake Humble	120.00
Erica Harris	120.00
FRED RUTTER	120.00
Gerson Bermudez	120.00
HARIHAR PRADHAN	120.00
Jason Cartwright	120.00
Jenelle Winnett	120.00
L Anselmo	120.00



**Total Payments by Supplier**  
From 01/05/2022-31/05/2022

Payee	Payment Amount
MUFID SAIN	120.00
Stephen Wrigglesworth	120.00
Susan O Regan	120.00
David & Lesley Larvin	119.56
THE TRUSTEE FOR ILLION	113.50
MAJESTIC PLUMBING	112.04
Kylie Howarth	110.00
YI XIAN (GEORGE) LI	109.99
BUNGAREE LAUNDRY SERVICES	108.24
Martina Australia Pty Ltd	102.00
Amie Groom	100.00
ROSA NATALOTTO	100.00
G ALGAR	99.00
Louisa J Gibbs	99.00
Multi Comm Arts Fest	99.00
PERTH TLC GROUP	99.00
Glopex Pty Ltd	97.00
Department of Education	95.00
Anneliese Goldsword	91.95
Surepak Pty Ltd	87.19
SHAHAR YAR BUTT	85.00
DRY CLEANING EXPRESS PTY LTD	81.40
METROHM AUSTRALIA PTY LTD	76.70
Altegra Property Group	71.45
GEOFFREY BAILY	70.00
Jeewan Senanayake	69.95
WATERLOGIC AUSTRALIA PTY	65.77
P.A.I.D. ARCHITECTURE	61.65
Patricia Mcdonald	46.65
HANADI TARAWNEH	46.00
UES (INT'L) PTY LTD T/AS UES	25.50
T QUIP	20.90
HANNANS LTD	17.76
AUNG NAING	17.38
Carolina Duca	15.14
NINO ARVIND RAJU	10.00
KEDY KRISTAL	8.08
AUSTRALIA POST(604917)	2.20
<b>Total</b>	<b>12,821,225.22</b>



## City of Perth - Corporate Credit Card Transactions

Statement Period 22-04-2022 to 19-05-2022

Name	Statement Date	Amount	Merchant Name	Commit Description
Bonny Litchfield	3/05/2022	54.00	WOOLWORTHS 4365	Winter Raffle to be drawn at Christmas in July Lunch.
Bonny Litchfield	4/05/2022	73.96	PRICELINE PERTH CENTS	Winter Raffle to be drawn at Christmas in July Lunch.
Bonny Litchfield	12/05/2022	97.80	KMART 1386	Christmas in July Raffle prizes
<b>Bonny Litchfield Total</b>		<b>225.76</b>		
<b>Supervisor Citipace Community Centre</b>				
Kathleen Gwynne	9/05/2022	\$ 561.00	IPAA	Approved staff training
<b>Kathleen Gwynne</b>		<b>561.00</b>		
<b>Paralegal</b>				
Karen Wrigglesworth	26/04/2022	84.00	MOTOR VEHICLE REG	Vehicle Registration Searches
Karen Wrigglesworth	3/05/2022	159.60	QUEENSLAND GOVT 2	Vehicle Registration Searches
Karen Wrigglesworth	6/05/2022	17.00	ASIC	Company Search
Karen Wrigglesworth	11/05/2022	68.40	QUEENSLAND GOVT 2	Vehicle Registration Searches
Karen Wrigglesworth	11/05/2022	60.00	DIT - EYZREG	Vehicle Registration Searches
Karen Wrigglesworth	17/05/2022	22.80	QUEENSLAND GOVT 2	Vehicle Registration Searches
<b>Karen Wrigglesworth Total</b>		<b>411.80</b>		
<b>Supervisor Legal Compliance and Infringements</b>				
Lucy Zupan	2/05/2022	135.29	FACEBK *2BVXGEK2F2	Event advertising on Facebook
<b>Lucy Zupan Total</b>		<b>135.29</b>		
<b>Digital Channels Lead</b>				
Natalie Langoulant	28/04/2022	20.00	FIX I.T EXPRESS	Phone accessories (covers, charges etc)
Natalie Langoulant	4/05/2022	140.00	FIX I.T EXPRESS	Phone accessories (covers, charges etc)
Natalie Langoulant	12/05/2022	124.75	JB Hi-Fi	Phone accessories (covers, charges etc)
<b>Natalie Langoulant Total</b>		<b>284.75</b>		
<b>Service Support Analyst</b>				
Rachel Eaton	9/05/2022	\$ 69.42	Epidemic Sound AB	Royalty free music subscription
Rachel Eaton	9/05/2022	\$ 1.74	INTNL TRANSACTION FEE	Royalty free music subscription
Rachel Eaton	12/05/2022	\$ 69.00	STK*Shutterstock	Royalty free image subscription
<b>Rachel Eaton Total</b>		<b>140.16</b>		
<b>Creative Services Lead</b>				
Rahul Saini	29/04/2022	\$ 137.50	Woolworths Online	CR Lounge refreshments
Rahul Saini	29/04/2022	\$ 14.25	Woolworths Online	CR Lounge refreshments
Rahul Saini	4/05/2022	\$ 109.30	Petition Kitchen	EM session refreshments
<b>Rahul Saini Total</b>		<b>261.05</b>		
<b>Catering Supervisor</b>				
Simon Tsen	28/04/2022	\$ 699.39	PROGRESS SOFTWARE	ICT-PROGRESS SW KENDO UI RENEWAL JUNE22-23
Simon Tsen	28/04/2022	\$ 17.48	INTNL TRANSACTION FEE	PROGRESS SW KENDO UI TRANSACTION FEE
Simon Tsen	29/04/2022	\$ 67.23	Live Chat	CSC-LIVECHAT MS DYNAMICS CASES APR22
Simon Tsen	29/04/2022	\$ 1.68	INTNL TRANSACTION FEE	CSC-LIVECHAT MS DYNAMICS CASES TRANSACTION FEE
Simon Tsen	28/04/2022	\$ 2,500.00	MINCAD SYSTEMS PTY L	IA-PAVEMENT SCIENCE-CIRCLY7.0-APR22-23
Simon Tsen	29/04/2022	\$ 373.62	BUNNINGS 317000	ICT-13 x BUNNINGS USB-C TO DP
Simon Tsen	29/04/2022	\$ 651.95	EZI*Cable Chick	ICT-30 x CABLECHICK USB-C TO DP
Simon Tsen	2/05/2022	\$ 64.53	TWILIO INC	CSC-TWILIO SMS SERVICE APR22
Simon Tsen	2/05/2022	\$ 1.61	INTNL TRANSACTION FEE	CSC-TWILIO SMS SERVICE TRANSACTION FEE
Simon Tsen	2/05/2022	\$ 55.00	MYOB AUSTRALIA	LMDFR-MYOB MONTHLY SUBSCRIPTION-MAY22
Simon Tsen	9/05/2022	\$ 7.08	Live Chat	CSC-LIVECHAT GOOGLE ANALYTICS MONTHLY MAY22
Simon Tsen	9/05/2022	\$ 29.00	OMNY STUDIO	OMNY STUDIO MTHLY SUBSCRIPTION MAY22
Simon Tsen	9/05/2022	\$ 0.18	INTNL TRANSACTION FEE	CSC-LIVECHAT GOOGLE ANALYTICS TRANSACTION FEE
Simon Tsen	11/05/2022	\$ 321.24	MAILCHIMP *MISC	CCU MAILCHIMP MONTHLY SUBSCRIPTION MAY22
Simon Tsen	11/05/2022	\$ 107.37	MailChimp	CPP MAILCHIMP MONTHLY SUBSCRIPTION MAY22
Simon Tsen	13/05/2022	\$ 58.33	MAILCHIMP *MISC	ACH-HERITAGEPERTH-MAILCHIMP-MAY22
Simon Tsen	13/05/2022	\$ 72.36	BOTENGINE.AI	CSC-CHATBOT.COM-BOTENGINE.AI-STARTER PLAN-MAY22
Simon Tsen	13/05/2022	\$ 1.81	INTNL TRANSACTION FEE	CSC-CHATBOT.COM-TRANSACTION FEE
Simon Tsen	16/05/2022	\$ 7.99	APPLE.COM/BILL	ICT-APPLETVPLUS MONTHLY SUB-MAY22
Simon Tsen	16/05/2022	\$ 756.80	CLARIS AUD	ACH-FILEMAKER ANNUAL RENEWAL 22-23
Simon Tsen	16/05/2022	\$ 406.48	MSFT *E0100IIGVY>	LMDFR-MICROSOFT AZURE SPONSORSHIP MAY22
Simon Tsen	19/05/2022	\$ 429.27	Live Chat	CSC-LIVECHAT BUSINESS PLAN-MAY22
Simon Tsen	19/05/2022	\$ 10.73	INTNL TRANSACTION FEE	CSC-LIVECHAT BUSINESS PLAN TRANSACTION FEE
Simon Tsen	19/05/2022	\$ 399.00	LENOVO AUSTRALIA NP	ICT-1x LENOVO POWER SUPPLY FOR GRAPHIC TOWER 520 SERIES
Simon Tsen	19/05/2022	\$ 1,145.00	AHRI LTD	TRAINING FOR HR STAFF
Simon Tsen	5/05/2022	\$ 100.00	LONDON COURT COBBLER	2022.05.04 - London Court Cobbler - 10x Citipace Tenant Toilet Keys



## City of Perth - Corporate Credit Card Transactions

Statement Period 22-04-2022 to 19-05-2022

Name	Statement Date	Amount	Merchant Name	Commit Description
Simon Tsen	6/05/2022	\$ 42.05	BUNNINGS 327000	2022.05.05 - Bunnings - Exhaust fan for LG sample room
Simon Tsen	11/05/2022	\$ 1,941.68	TRAFFIC SAFETY SYSTEMS	2022.05.10 - Traffic Safety Systems - Floors mats for Citiplace
<b>Simon Tsen Total</b>		<b>10,268.86</b>		
<b>Service Support Analyst</b>				
Siobhan Glynn	26/04/2022	\$ 990.00	EB *Celebrate Reading	2 x Staff Conference
Siobhan Glynn	28/04/2022	\$ 26.82	CITY OF NORWOOD PAYN	Payment for a Damaged ILL Book
Siobhan Glynn	2/05/2022	\$ 69.46	SKEDDA PREMIUM	Skedda Room Booking System
Siobhan Glynn	2/05/2022	\$ 1.74	INTNL TRANSACTION FEE	International Transaction Fee for Skedda
Siobhan Glynn	9/05/2022	\$ 12.00	FACEBK *B7B6YD3ZH2	Ad for Library Event - Urban Beekeeping
Siobhan Glynn	11/05/2022	\$ 79.00	NAT GEO MAG AU	Subscription for National Geographic Magazine for Library
Siobhan Glynn	11/05/2022	\$ 246.35	MISS MAUD	Catering for Library Event - Depths of the Ocean
Siobhan Glynn	16/05/2022	\$ 12.00	FACEBK *4NCD2EBYH2	Promoting two Library events on Facebook
<b>Siobhan Glynn Total</b>		<b>1,437.37</b>		
<b>Alliance Manager Governance</b>				
Steven McDougall	27/04/2022	\$ 303.30	AUSTRALIAN VENUE CO	Venue deposit for Business Development workshop
Steven McDougall	4/05/2022	\$ 15.00	FAIRFAX SUBSCRIPTIONS	Digital subscription to WAToday
Steven McDougall	4/05/2022	\$ 1,347.36	FUTUREPLACE.TECH	Tickets to attend Digital Built World Summit
Steven McDougall	13/05/2022	\$ 40.00	NEWS LIMITED	Digital subscription to The Australian
Steven McDougall	19/05/2022	\$ 84.00	WANEWSDTI	Digital subscription to The West Australian
<b>Steven McDougall Total</b>		<b>1,789.66</b>		
<b>Principal Economic Development Officer</b>				
<b>Grand Total</b>		<b>15,515.70</b>		

City of Perth  
Corporate Business Plan  
2022/23 – 2025/26

DRAFT V10 – 13/7/22

Acknowledgement of Traditional Custodians

*[insert Nyoongar translation of Acknowledgement]*

*The City of Perth would like to acknowledge the traditional custodians of this region, the Whadjuk people of the Nyoongar Nation, and pay respect to their Elders past, present and emerging.*

DRAFT V10 - 13/7/22

## Contents

1. Message from the Lord Mayor and the Chief Executive Officer .....	1
2. Our purpose as a capital city .....	2
3. Our role in achieving community vision .....	3
4. The purpose of the Corporate Business Plan .....	5
5. External forces driving our planning .....	8
6. The three organisational priorities for 2022-2026 .....	10
7. Our core services .....	14
8. Our focus for 2022/23-2025/26 .....	16
9. Performance reporting .....	20

## 1. Message from the Lord Mayor and the Chief Executive Officer

Perth is recognised as one of the world's most liveable cities. We are enormously proud of this title, but our aspirations don't stop there. Our strategic and operational plans focus our organisation toward a clear and compelling vision for the city's future:


*The city is liveable, sustainable and prosperous for current and future generations.*

This Corporate Business Plan outlines our key programs and services and their alignment with this outcome. Like all our planning, the CBP is 'people-focused' and supports our communities across six unique neighbourhoods. Our elected members and administration will continue to work together towards the 'liveable, sustainable and prosperous' vision for the city, and apply our values of commitment, teamwork, courage and respect in everything that we do.

We are proud of this plan and excited by what it will achieve for our residents, businesses and ratepayers, and the visitors to our beautiful city.

See you in the city.

Insert photo of the LM & CEO



## 2. Our purpose as a capital city

The City of Perth (the City) is to use its best endeavours to meet the needs of current and future generations by integrating and balancing civic, economic, social, cultural and environmental considerations. In recognition of our role as the local government of a capital city, we must also ensure a thriving centre of business with vibrant cultural and entertainment precincts.<sup>1</sup>

This is summed up by the community's vision for the city: to be liveable, sustainable and prosperous.

In meeting legislative requirements and achieving the community's vision, we must support and balance the needs of 28,500 residents, 14,000 businesses, 150,000 workers who travel into the area daily and 230,000 Australian and overseas visitors who choose to spend their time in Perth each year.



<sup>1</sup> Section 1.3(3) of the *Local Government Act 1995* and Section 8(1) of the *City of Perth Act 2016*

### 3. Our role in achieving community vision

The City has many roles to play in an evolving world. We are a service provider, a partner, an advocate and facilitator, and a regulator, striving to achieve the community's vision efficiently and effectively.

In undertaking these roles, we work with many stakeholders, including:

- Businesses
- Residents
- Not-for-profits and community organisations
- Peak bodies
- Visitors
- Other local governments
- State Government
- Federal Government.

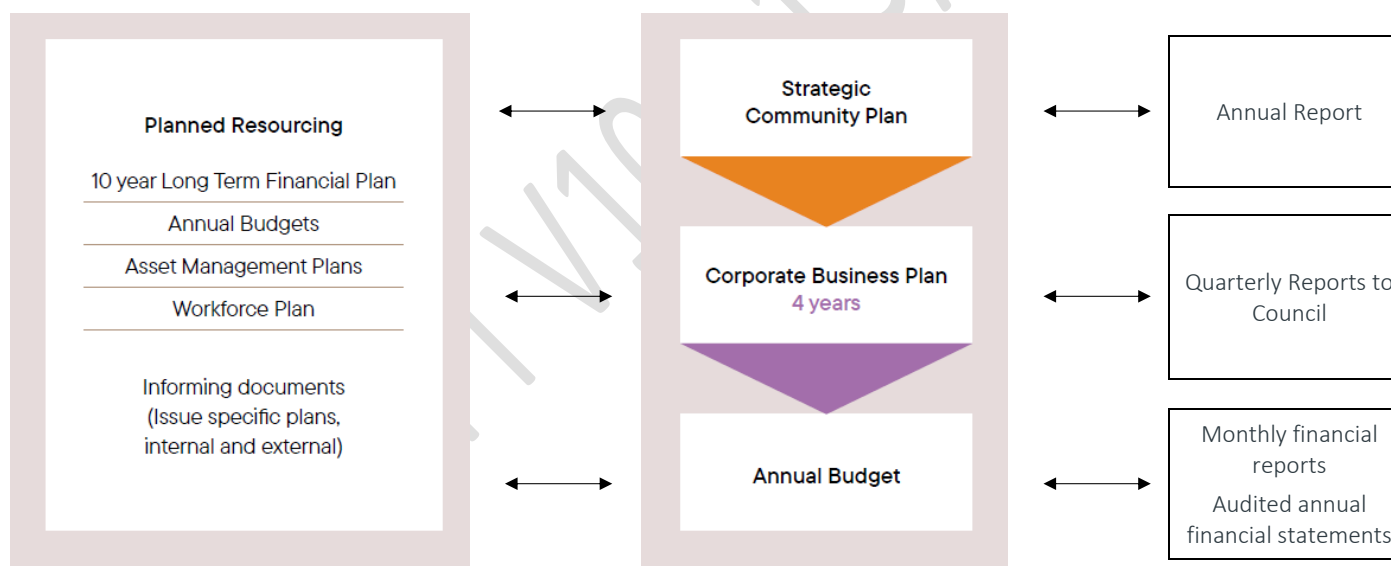


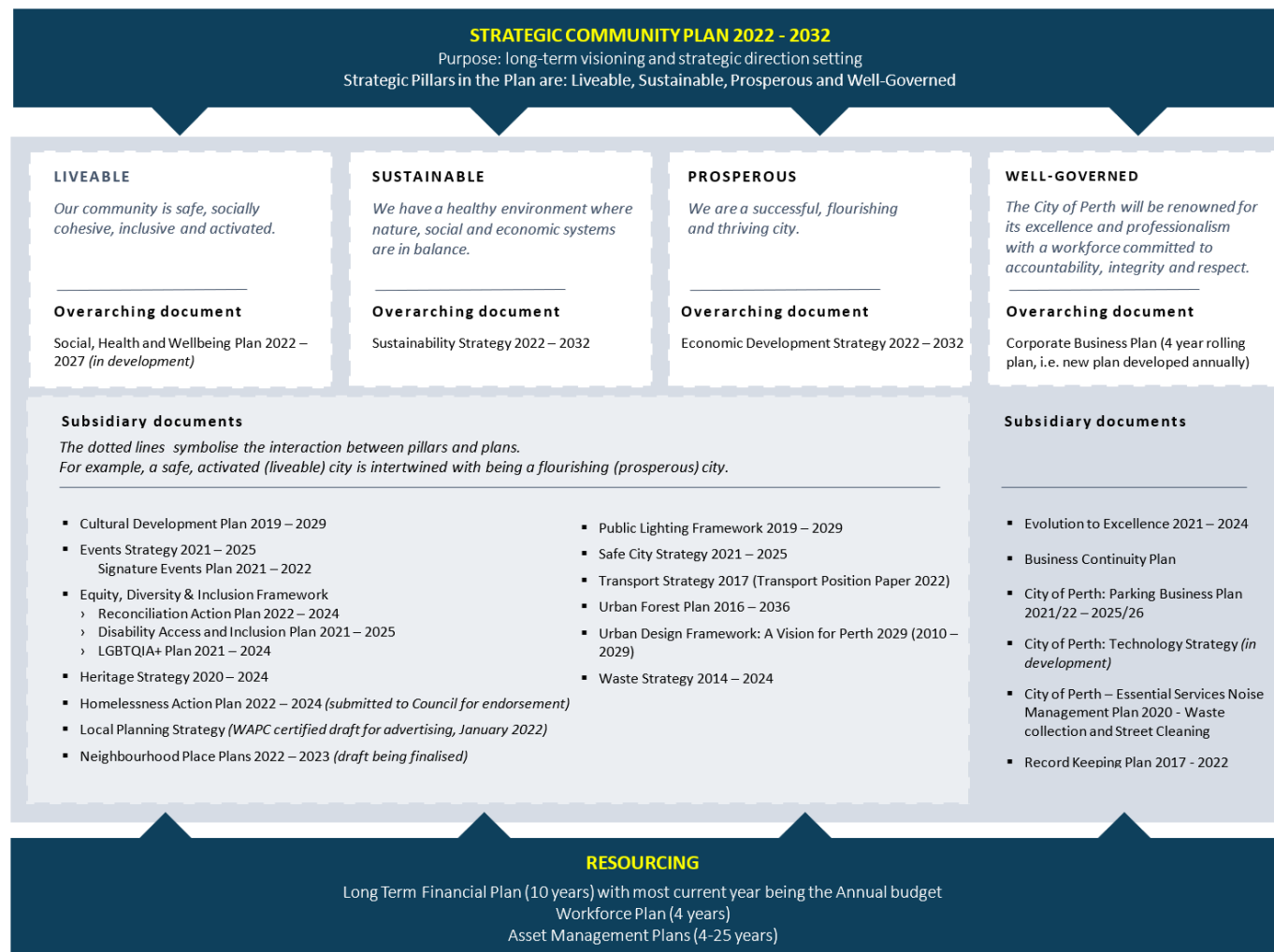
#### 4. The purpose of the Corporate Business Plan

The City's four-year Corporate Business Plan (CBP) and accompanying annual budget represents our planning to enact the City's 10-year Strategic Community Plan.

The CBP outlines our programs and core services over the next four years and ensures a sustainable financial future through its alignment with the Long-Term Financial Plan.

To support transparency and accountability, performance against this plan is tracked and reported regularly to the public via Council meetings and on our website in the City's Annual Report.





### Strategic alignment

As our primary strategic document, the Strategic Community Plan (SCP) guides us towards the community's vision. It sets our goals within each strategic pillar and defines the objectives of each goal. All our core services and programs align with one or more of these goals and objectives.

SCP pillars	SCP goals	SCP objectives
Liveable	L1 A safe, active, vibrant and connected community	L1.1 The city is a safe place for all to live, work, study and play
		L1.2 The community is active, vibrant and connected
	L2 An inclusive community, with distinctive and thriving neighbourhoods	L2.1 Diversity in the community is acknowledged, catered for and celebrated
		L2.2 Perth's six neighbourhoods are thriving
Sustainable	S1 A well-planned, designed and managed city	S1.1 The city is designed for people
		S1.2 The city meets today's needs while ensuring sustainability for the future
	S2 A resource efficient, climate-conscious, green city	S2.1 The City is a leader in environmental sustainability
		S2.2 Perth's community are leaders in environmental sustainability
Prosperous	P1 A smart and innovative city on a strong growth path	P1.1 Perth knows and plays to its strengths
		P1.2 Perth amplifies and leverages its image and presence on the national and world stage
	P2 Job rich, with economic sector development and thriving small businesses	P2.1 The City is 'open for business'
		P2.2 Local neighbourhoods are well served by local businesses
		P2.3 The city is buzzing with life after dark
A Well-Governed City	G1 A Leading Council	G1.1 The Council represents the City effectively
		G1.2 The Council is a responsible steward of the City of Perth's commitments to the community, finances and assets
	G2 A high performing organisation	G2.1 The City of Perth local government is a high performing organisation
		G2.2 The City collaborates effectively with key partners

## 5. External forces driving our planning

To ensure effective planning, we consider current and emerging macro environmental trends that present opportunities and challenges. The key trends are shown below.



### Our location

60% of the world's population is on the same time zone (+/-1 hour) as Perth. Our unique geographic location provides access to high growth emerging economies in the Indo Pacific region. Perth also has an average of eight hours of sunshine per day year-round, which is the most sunshine of any Australian capital city.



### Clean environment and biodiversity

Perth is located within the Southwest Australia Ecoregion, one of only 36 recognised Biodiversity Hotspots in the world, with flora and fauna that does not exist anywhere else on the planet <sup>2</sup>.



### Climate change

Dependency on limited natural resources and changes to world climate continue to impact communities and local governments. As such, the City needs to adapt and build resilience to environmental changes through initiatives such as urban greening, mobility and active transport improvements, less energy and resource consumption, and an overall reduction in greenhouse gas emissions.



### New technology

Technology is rapidly changing along with public expectation of 'anytime access' to services. This includes changes to traditional methods of communication, management of assets and delivery of services.

<sup>2</sup> conservation.org



### Role of Local Government

The original scope of local government in Australia was the “three Rs”: roads, rates and rubbish. Over time, local government has been legally required by State and Federal government to provide additional services and infrastructure. Evolving community needs and expectations have also created pressure to deliver additional services, which are at the discretion of each local government.

The challenge of providing services across a community highlights the need for strategic deliberation and proactive planning to ensure that services and infrastructure meet the needs of its current and future communities within resource constraints.



### Population and demographic changes

The city’s annual population growth tracks higher than state and national averages (Profile ID ) and is expected to increase further over the coming years. In addition, the composition of the community continues to change ([atlas.id.com.au/perth](https://atlas.id.com.au/perth)). With these changes come increased community demands for services, programs, amenity and infrastructure.



### Economic cycles and international trade

Perth is one of the world’s major resources hubs. As such, it has been subject to the ‘boom and bust cycle’ of this sector. This has cyclical impacts on office space occupation, workforce skills, city vibrancy, social equity, investment and overall economic prosperity. In addition, the geo-political environment at the national level has the potential to impact WA’s international trading relationships.



### COVID-19

An important area for all levels of government is to help build community and business resilience to external shocks such as the COVID-19 pandemic and leverage the innovations that emerged in response to this global event.

[Icon to be added at publication]

### Resourcing

Governments and businesses all over the world are experiencing challenges in obtaining the resources they need to operate at their full potential. In addition to global shortages, such as microchips needed for all types of modern technology, in Western Australia we face our own unique challenges. A strong economy, a thriving mining sector and a high employment rate have created a highly competitive job market as both government and private organisations vie for skilled and talented staff.

## 6. The three organisational priorities for 2022-2026

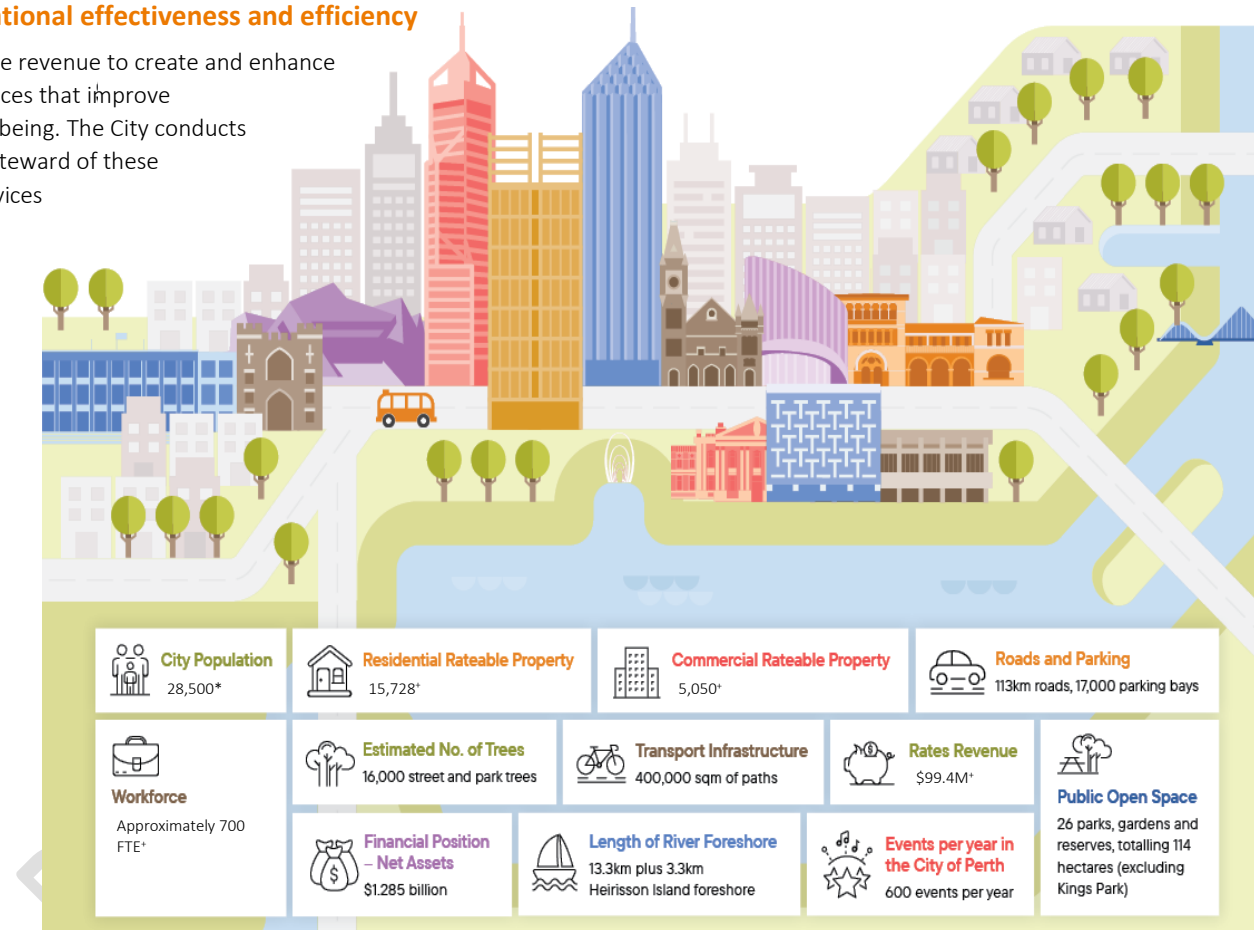
Considering these drivers and constraints, we have identified three organisational priorities for the life of the CBP. This section of the CBP discusses these priorities, explaining the rationale underpinning our selection of the three areas. Sections 7 and 8 then discuss our core services and programs in greater detail.

### Drivers and constraints

- Purpose and responsibilities of local government (see Section 2)
- Community's vision and organisation's goal for the future of the city (see Section 2)
- Resourcing: financial, asset and the workforce (see Section 4)
- External forces that may impact the local community: ratepayers, residents, local businesses, students and visitors (see Section 5)

### Priority 1: Organisational effectiveness and efficiency

Local governments raise revenue to create and enhance assets and deliver services that improve their community's wellbeing. The City conducts itself as a responsible steward of these assets and delivers services in an effective and efficient manner.



\* Australian Bureau of Statistics, 2021 Census.

\* As at July 2022, based on the City's annual budget.

## Priority 2: Continue to deliver on operational and capital planning

As stated in our transformational roadmap, *Evolution to Excellence (E2E)*, our organisation works in accordance with six principles.

### The City of Perth's principles

1. We have our community at the forefront of all we do.
2. We look for opportunities to work together with our stakeholders.
3. We support each other in achieving success.
4. We hold ourselves accountable. When we deliver, we celebrate. When we fail, we learn.
5. We aim to be our best and bring that to all we do.
6. We are proud to work for our City.

The 2022/23 financial year is the third year of our evolution. The first year of our evolution focused on learning from reviews of our operations. In the second year we undertook targeted improvements to our operations, focusing on timely efficient and effective service and project delivery. This provided the foundation for achieving the City's future vision through rigorous planning to meet community needs and Council priorities.

*2022/23 is our 'rebuild' year.*

Through proactive risk management and by enhancing our positive and innovative culture, we will **rebuild** our reputation as a 'can do' organisation that is professional, accountable, transparent and achieves great outcomes.

- ▶ Our internal rebuild goal is for the **City to be recognised as a leader in local government management.**
- ▶ Our external rebuild goal is to **make the City of Perth a destination of choice to visit, work, study, shop and live.**

### Priority 3: Perth's trajectory towards being a world-class metropolis

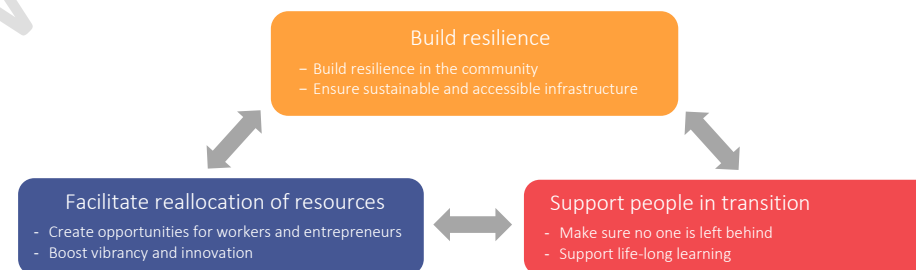
Pandemics have changed how societies operate as far back as the Athens plague in 430BC to more recently, the Ebola epidemic in Africa and the global COVID-19 pandemic. For example, the cholera epidemic in the 19<sup>th</sup> century prompted a wider understanding of the benefits of carrying waste away from drinking supplies. This resulted in the construction of London's underground sewerage system in 1875, thereby improving the public health system for its citizens<sup>3,4</sup>.

A post-pandemic Perth offers the opportunity for businesses and the City to leverage our relative advantage and the positive momentum to continue Perth's journey towards becoming a world-class metropolis. An overarching statistic that illustrates our comparative economic advantage is that throughout the COVID-19 pandemic, Perth maintained Australia's highest average office occupancy rate (71%)<sup>5</sup>. In addition, our geographic location provides access to high growth emerging economies in the Indo-Pacific region.

Western Australia's strong resources sector, lower-than-national unemployment rate and access to Indo-Pacific region markets mean Perth's economy is positioned to be more resilient to upcoming economic fluctuations<sup>6</sup>. Combined with policies such as those shown below, our community will also be supported to grow in resilience, thereby engendering a more sustainable, prosperous future for individuals and the business sector.

#### Perth's Central Business District contributes<sup>6</sup>:

- ▶ \$80 billion dollars to the WA economy
- ▶ 16% of the state's jobs.



*The structural policies that governments can make for a stronger, more resilient and inclusive post-Covid-19 society<sup>7</sup>*

<sup>3</sup> Shenker, J. (2020). Cities after coronavirus: how Covid-19 could radically alter urban life. The Guardian. [www.theguardian.com/world/2020/mar/26/life-after-coronavirus-pandemic-change-world](https://www.theguardian.com/world/2020/mar/26/life-after-coronavirus-pandemic-change-world)

<sup>4</sup> Cholera epidemics in Victorian London. (2016). The Gazette. [www.thegazette.co.uk/all-notices/content/100519](https://www.thegazette.co.uk/all-notices/content/100519)







<sup>5</sup> ANZ Senior Economist, Adelaide Timbrell: [cciwa.com/business-pulse/resilience-optimism-key-themes-at-anz-cciwa-economic-breakfast/](https://cciwa.com/business-pulse/resilience-optimism-key-themes-at-anz-cciwa-economic-breakfast/)

<sup>6</sup> Property Council of WA: [www.propertycouncil.com.au/Web/Content/Media\\_Release/WA/2022/All\\_signs\\_pointing\\_to\\_a\\_stronger\\_Perth\\_CBD.aspx](https://www.propertycouncil.com.au/Web/Content/Media_Release/WA/2022/All_signs_pointing_to_a_stronger_Perth_CBD.aspx)









<sup>7</sup> Organisation for Economic Co-operation and Development (OECD): [www.oecd.org/economy/growth/OECD-Going-for-Growth-Framework-2021.pdf](https://www.oecd.org/economy/growth/OECD-Going-for-Growth-Framework-2021.pdf)

## 7. Our core services

A significant proportion of our resources are dedicated to delivering services to the community. These services are driven by legislation, operating requirements and changing community needs. In taking these on, we continuously improve our operations to be a more efficient and sustainable organisation, while responding to various external forces, such as those in Section 5.

	Service	SCP goal*	22/23 budget
	<b>Community Services</b> Customer Services Community Facilities Community Support Services - Seniors, Children and Visitors Homelessness Response Access and Inclusion, Aboriginal Reconciliation	L1 L2	\$ 8M
	<b>Community Amenity</b> Community Safety Ranger Services City Surveillance	L1 P2	\$ 7.7M
	<b>Marketing, Activation &amp; Events</b> Activations and Events Facilitation Christmas Light Trail & Major Events Cultural Collections Management & Exhibitions Marketing and Promotion	L1 L2 P1 G2	\$ 10M
	<b>Sponsorships &amp; Grants</b> Sponsorships for Community Festivals Sponsorships for Arts & Culture Business Sector Development	L1 G2	\$ 8.3M
	<b>Library Services</b> Library Borrowing Services E-Resources, Print & Wi-Fi Services Meeting Rooms Events and Activities	L1	\$ 6.1M
	<b>Development Control</b> Urban Planning Strategy and Policy Development Assessment Building Approvals Building Compliance	S1 G2	\$ 5.1M




\* Refer to the strategic goals of the SCP in Section 4.

	Service	SCP goal*	22/23 budget
	<b>City Planning &amp; Economic Development</b> City Future - Master Planning Transport & Urban Design Economic Development Business Support	S1 P1 P2	\$ 9.5M
	<b>Public Health</b> Health Approvals Public Health Compliance Food Premises Inspections Activity Approvals	L1 S1 G2	\$ 4.6M
	<b>Infrastructure Management</b> Asset Planning and Asset Performance Management Maintenance of Roads, Paths, Drainage, Street Furniture Assets Lighting and Electrical Asset Maintenance Maintenance of City Owned Buildings and Facilities	S1 G1 G2	\$ 33.5M
	<b>Parks Management</b> Parks & Gardens Maintenance Activities Reticulation Systems & Water Economy Natural Areas Maintenance Street Tree Maintenance Sustainability	S1 S2 G1	\$ 12.8M
	<b>Parking Management</b> Operation of Off-Street Parking Facilities* Operation of On Street Parking Precincts* Parking Compliance * Includes Parking Levy & Internal Rental	G2	\$ 62M
	<b>Waste &amp; Cleaning</b> Residential & Commercial Rubbish Collection Street Cleaning Graffiti Cleaning Recycling and Container Deposit Scheme	S1 S2 G1	\$ 17.2M
	<b>Corporate Support &amp; Leadership</b> Governance and Elected Members Legal Services Audit and Risk Management Corporate Planning & Communications Financial Management & Procurement ICT & Records Management Human Resource Management	G1 G2	\$ 14.3M
	<b>Other Costs</b> Project Management Office Fleet Management Other Costs - Not included elsewhere	G1 G2	\$ 1.6M



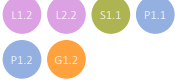
## 8. Our focus for 2022/23-2025/26

In addition to our core services in Section 7, every year we dedicate a portion of our resources to delivering unique projects and programs. These activities are guided by the Strategic Community Plan and generally serve to enhance our services and improve our operations. Like our core services, these activities are influenced by external forces such as the COVID-19 pandemic, local and global supply chains, and skill shortages.

Our projects and programs over the next four years are centred on specific focus areas. In 2022/23 we are committed to specific deliverables in each focus area as we work towards the community's vision of a liveable, sustainable and prosperous city. All of these are delivered through efficient project management, effective governance and a strategic budget cycle.

CBP focus area	SCP objectives*	Project or program	Deliverables for 2022/23
A01 Celebrate our culture and heritage		<ul style="list-style-type: none"> <li>Heritage Perth month</li> <li>Whadjuk Nyoongar walking trails</li> <li>LGBTQIA+ walking tour</li> <li>Cultural Development Plan</li> </ul>	<ul style="list-style-type: none"> <li>Heritage events delivered</li> <li>Trails delivered</li> <li>Tour delivered</li> <li>Plan reviewed</li> <li>Outcomes provided to Elected Members for consideration</li> </ul>
A02 Deliver safe and supportive spaces and services		<ul style="list-style-type: none"> <li>Safe Night Space (SNS) for women</li> <li>Social Needs Analysis</li> <li>Social Health and Wellbeing Plan</li> <li>Strengthen CCTV infrastructure</li> </ul>	<ul style="list-style-type: none"> <li>Service delivered</li> <li>Outcomes report provided to Elected Members for consideration</li> <li>Plan provided to Council for consideration</li> <li>Six new CCTV cameras installed</li> <li>35 CCTV cameras replaced at key locations</li> </ul>
A03 Deliver and support diverse events and activations across the city		<ul style="list-style-type: none"> <li>Christmas Lights Trail</li> <li>Australia Day celebration</li> <li>City of Light shows</li> </ul>	<ul style="list-style-type: none"> <li>Trail delivered</li> <li>City of Perth's celebration delivered</li> <li>A series of City of Light shows delivered</li> </ul>

\* Refer to the strategic goals of the SCP in Section 4.

CBP focus area	SCP objectives*	Project or program	Deliverables for 2022/23
A04 Develop strategic plans that guide growth and development		• UWA + QEII Precinct Plan	• Draft technical studies completed • Precinct Plan commenced
		• Local Planning Scheme No. 3	• Draft land use and built-form controls • Draft heritage and character design guidelines
		• Public Toilet Plan	• Plan reviewed • Outcomes report provided to Elected Members for consideration
A05 Develop and review local laws and other regulatory mechanisms that support the community's vision		• Parking Local Law	• Draft Parking Local Law provided to Elected Members for consideration
		• Council and operational policies	• Policies reviewed in accordance with the Policy Review Workplan
A06 Enhance our streetscapes and laneways with infrastructure and culture		• Northbridge laneway upgrades	• Draft designs provided to Elected Members for consideration (subject to City Deal funding)
		• Claisebrook Cove Public Realm Rectification Plan	• Draft Plan provided to Elected Members for consideration
		• Thomas Street/Winthrop Avenue upgrade	• Median island irrigation installed along Winthrop Ave and Thomas Street
		• Retail Core Refresh	• Draft Murray Street Mall plan provided to Elected Members for consideration • Commencement of works
		• Parkway streetscape upgrade	• Commencement of works
		• Roe Street Enhancement (City Deal)	• Construction works completed
		• Entry statements to the city	• Consultation summary and draft design provided to Elected Members for consideration
		• Main Street Refresh	• Prioritisation plan and early design work for nominated streets provided to Elected Members for consideration

CBP focus area	SCP objectives*	Project or program	Deliverables for 2022/23
		<ul style="list-style-type: none"> <li>Forgotten Spaces Strategy</li> </ul>	<ul style="list-style-type: none"> <li>Reviewed strategy and project prioritisation provided to Elected Members for consideration</li> </ul>
A07 Transform our existing business systems into an efficient and industry-leading solution	G1.2 G2.1	<ul style="list-style-type: none"> <li>Upgrade City business systems to a cloud-based platform (City of Perth Technology Strategy, Year 1 of 4) <i>*author note: this is subject to approval and will be confirmed prior to publication</i></li> <li>Cyber Security Upgrade program (Year 1 of 3)</li> </ul>	<ul style="list-style-type: none"> <li>Procurement processes completed</li> <li>Corporate systems upgrade implementation commenced</li> <li>Year 1 of the program completed</li> </ul>
A08 Embed sustainable practices in our business and the community	S1.1 S1.2 S2.1 S2.2 G1.2	<ul style="list-style-type: none"> <li>Pier Street solar panels</li> <li>Sustainability Strategy Implementation Plan</li> <li>Integrated Water Management Plan</li> <li>Bin audit and waste stream analysis</li> </ul>	<ul style="list-style-type: none"> <li>Panels installed</li> <li>Draft Plan provided to Elected Members for consideration</li> <li>Draft Plan provided to Elected Members for consideration</li> <li>Audit complete and report received by the City</li> </ul>
A09 Renew and maintain our assets and infrastructure	S1.1 S1.2 G1.2 G2.1	<ul style="list-style-type: none"> <li>Annual asset renewal and maintenance program</li> <li>Annual ICT equipment and infrastructure renewal program</li> <li>Upgrade the commercial premises at 87-89 Pier Street</li> </ul>	<ul style="list-style-type: none"> <li>2022/23 annual program completed</li> <li>2022/23 annual program completed</li> <li>Feasibility Study completed</li> </ul>
A10 Improve organisational efficiency and performance	L1.1 G1.2 G2.1	<ul style="list-style-type: none"> <li>Historic Record Review program (Year 1 of 3)</li> <li>Workforce Learning and Development Framework</li> <li>Corporate Governance Framework</li> <li>Emergency Management Framework</li> </ul>	<ul style="list-style-type: none"> <li>Year 1 of the program completed</li> <li>Framework completed</li> <li>Rollout commenced</li> <li>Framework completed</li> <li>Framework completed</li> </ul>
A11 Improve the safety and connectivity of our transport network	L1.1 L1.2 S1.1 S1.2 P2.1 G1.2 G2.1 G2.2	<ul style="list-style-type: none"> <li>Thomas Street/Winthrop Avenue bike path project</li> <li>Wayfinding Signage Implementation Plan</li> </ul>	<ul style="list-style-type: none"> <li>Bike path between Stirling Highway and Aberdare Road constructed</li> <li>Plan completed</li> <li>Signage rollout commenced</li> </ul>

CBP focus area	SCP objectives*	Project or program	Deliverables for 2022/23
		<ul style="list-style-type: none"> <li>Annual Road Safety and Network Improvement program</li> <li>Hostile vehicle protection works</li> <li>Hay Street East End two-way conversion</li> <li>Bus Stop upgrades (City Deal)</li> <li>eScooter hire scheme</li> </ul>	<ul style="list-style-type: none"> <li>Ongoing implementation of the program</li> <li>Mitigation work at Langley Park and Supreme Court Gardens completed</li> <li>Design for Bennett Street to Victoria Avenue completed</li> <li>Ongoing implementation of the program</li> <li>eScooter trial commenced (subject to successful tender outcomes)</li> </ul>
A12 Protect and enhance our natural spaces	S1.2 S2.1 S2.2 G1.2	<ul style="list-style-type: none"> <li>Heirisson Island riverbank renewal (Year 1 of 2)</li> <li>Claisebrook river wall renewal (Year 1 of 3)</li> <li>Urban Forest tree infill program</li> </ul>	<ul style="list-style-type: none"> <li>Design completed</li> <li>2022/23 scheduled works completed</li> <li>Ongoing implementation of the program</li> </ul>
A13 Enhance our parks, recreation areas and play spaces	L1.2 S1.1 G1.2	<ul style="list-style-type: none"> <li>Park furniture and infrastructure renewals</li> <li>Ozone Park boardwalk replacement</li> <li>Queens Gardens Park lighting upgrade</li> <li>Play spaces renewal program</li> </ul>	<ul style="list-style-type: none"> <li>Ongoing implementation of the program</li> <li>Completion of works</li> <li>Lighting installed</li> <li>Point Fraser playspace installed</li> </ul>
A14 Improve the customer experience across key service areas	L1.2 P2.1 G1.2 G2.1	<ul style="list-style-type: none"> <li>Customer Experience service review</li> <li>Library service review</li> <li>Complaints Management Framework</li> </ul>	<ul style="list-style-type: none"> <li>Report from Customer Service Institute of Australia delivered</li> <li>Report provided to Elected Members for consideration</li> <li>External review completed</li> </ul>
A15 Support local businesses and attract investment	S1.2 P1.1 P2.1 G1.1	<ul style="list-style-type: none"> <li>Technology Action Plan (City Deal)</li> <li>Gasworks Business Launch Pad</li> <li>Marketing for City of Perth Parking</li> </ul>	<ul style="list-style-type: none"> <li>Draft Plan provided to Elected Members for consideration</li> <li>Draft business case provided to Elected Members for consideration</li> <li>Campaign rollout completed</li> </ul>

## 9. Performance reporting

Progress reports will be issued each quarter to update Council and the public about the implementation of the CBP. The reports will summarise progress regarding focus areas for 2022-26 and deliverables for 2022/23. The first report will be provided to Council after the quarter ending 30 September 2022.

Annual performance will be included in our Annual Report. The Annual Report will also identify variations during the year and the major changes approved by Council.

This process ensures that we continue to work towards delivering initiatives and actions that are aligned with achieving the aspirations identified in the Strategic Community Plan and the priorities of Council.

DRAFT V10-13/12/22