



City of Perth

Minutes

Ordinary Council Meeting

26 October 2021

Approved for release

Michelle Reynolds

Chief Executive Officer

4 November 2021

Minutes to be confirmed at the next Ordinary Council Meeting

These minutes are hereby certified as confirmed.

Presiding member's signature _____

Date _____

Information

This information is provided on matters which may affect members of the public. If you have any queries on procedural matters, please contact a member of the City's Governance team via governance@cityofperth.wa.gov.au

Question Time for the Public

An opportunity is available at Council meetings for members of the public to ask a question about any issue relating to the City. This time is available only for asking questions and not for making statements. Complex questions requiring research should be submitted as early as possible to allow the City time to prepare a response.

The Presiding Member may nominate an officer to answer the question and may also determine that any complex question requiring research be answered in writing. No debate or discussion can take place on any question or answer.

To ask a question, please complete the Public Question Time form available on the City's website www.perth.wa.gov.au/council/council-meetings.

Disclaimer

Members of the public should note that in any discussion during a meeting regarding any item, a statement or indication of approval by any council member, committee member or officer of the City is not intended to be, and should not be taken as, notice of approval from the City. No action should be taken on any item discussed at a meeting of Council prior to written advice on the Committee or Council's resolution being received.

Any plans or documents contained in these minutes may be subject to copyright law provisions (*Copyright Act 1968*, as amended) and the express permission of the copyright owner(s) should be sought prior to their reproduction.

Table of Contents

1. Declaration of Opening.....	5
2. Acknowledgement of Country/Prayer	5
3. Attendance	5
3.1 Apologies	6
3.2 Leave of Absence.....	6
3.3 Applications for Leave of Absence.....	6
4. Announcements by the Lord Mayor	6
4.1 Russell Woolf.....	6
4.2 2021 Election and Appointment of the Deputy Lord Mayor	6
4.3 Letter to Local Government Minister	6
5. Public Participation.....	7
5.1 Public Questions.....	7
5.2 Deputations.....	7
6. Disclosures of Interests.....	8
7. Confirmation of Minutes	9
8. Questions by Members which due notice has been given.....	9
9. Correspondence	9
10. Petitions	9
11. Planning and Economic Development Alliance Reports.....	10
12. Community Development Alliance Reports	11
12.1 Business Improvement Grant Program Financial year 2021/22	11
12.2 Event Sponsorship Program 2021/22 – 32 Degrees South Group Pty Ltd – West Tech Fest	18
12.3 Final LGBTQIA+ Plan 2021-2024.....	26
12.4 City of Light 60 th Anniversary	33
13. Infrastructure and Operations Alliance Reports	38
14. Corporate Services Alliance Reports	39
14.1 Monthly Financial Report for August 2021.....	39
14.2 Schedule of Accounts Paid – August 2021.....	47
14.3 Special Budget Review – July to September 2021	52
15. Chief Executive Officer Alliance Reports.....	56
15.1 Appointment of Elected Members to External Bodies	56
15.2 Committees of Council – Terms of Reference Review and Appointment of Members	62

16. Committee Reports 68

17. Motions of which notice has been given 68

18. Matters for which the meeting may be closed 68

19. Urgent Business..... 68

20. Closure 68

1. Declaration of Opening

The Presiding Member declared the Ordinary Council Meeting for the City of Perth open at 5.00pm.

2. Acknowledgement of Country/Prayer

The Presiding Member gave an Acknowledgement of Country:

I respectfully acknowledge the Traditional Owners of the land on which we meet, the Whadjuk Nyoongar people of Western Australia, and pay my respects to Elders past and present. It is a privilege to be on Whadjuk Nyoongar country.

The Chief Executive Officer recited a prayer:

Almighty God, under whose providence we hold responsibility for this City grant us wisdom to understand its present needs, foresight to anticipate its future growth, and grace to serve our fellow citizens with integrity and selfless devotion. And to Thee, be all blessing and glory forever. Amen.

The Presiding Member advised that in accordance with Council Policy 1.4 the meeting was being live streamed to the public.

3. Attendance

Elected members in attendance

Lord Mayor	Basil Zempilas (Presiding Member)
Deputy Lord Mayor	Di Bain
Councillors	Sandy Anghie
	Clyde Bevan
	Brent Fleeton
	Liam Gobbert
	Rebecca Gordon
	Viktor Ko
	Catherine Lezer

Officers in attendance

Chief Executive Officer	Michelle Reynolds
General Manager Community Development	Kylie Johnson
General Manager Infrastructure and Operations	Allan Mason
Acting General Manager Corporate Services	Bronwyn Rose
Acting General Manager Planning and Economic Development	Daniel High
Project Director Strategic Finance (CFO)	Michael Kent
Acting Alliance Manager Executive Services	Danielle Uniza
Governance Coordinator	Mieke Wevers
Governance Support Officer	Kait Hedley

Public gallery

There were approximately 15 members of the public, 5 staff and no media representatives in attendance.

3.1 Apologies

Nil.

3.2 Leave of Absence

Nil.

3.3 Applications for Leave of Absence

Nil.

4. Announcements by the Lord Mayor

4.1 Russell Woolf

The Lord Mayor paid his respects to ABC Perth host and journalist Russell Woolf who passed away on Tuesday 26 October 2021.

4.2 2021 Election and Appointment of the Deputy Lord Mayor

The Lord Mayor congratulated Councillors Gobbert, Bevan, Fleeton and Ko who were re-elected to Council at the recent local government election and thanked all of the candidates who ran.

The Lord Mayor thanked Councillor Anghie for her service in the role of Deputy Lord Mayor over the past 12 months and congratulated the new Deputy Lord Mayor Di Bain. The Lord Mayor announced that councillors agreed amongst themselves that the position of Deputy Lord Mayor would be filled by a councillor for 12 months only, following which a new Deputy Lord Mayor would be elected.

4.3 Letter to the Minister for Local Government

The Lord Mayor advised of his correspondence to the Minister for Local Government and the Premier, requesting the State Government's support of the City's proposal to re-invest the balance owing for the Inquiry into the City of Perth of \$4.2 million into critical safety initiatives for the city .

5. Public Participation

5.1 Public Questions

Question Received with Notice

	Chris Whalley, PO Box 58 Mandurah WA 6210
Q1	Does the Perth City Council have any plans to resurrect the nativity play and the IGA carols by candlelight concerts?
A1	Provided by Lord Mayor Basil Zempilas
	The nativity production will be a part of the Christmas offering this year.
	Provided by the Chief Executive Officer
	The IGA carols by candlelight was delivered by a third party which at the time was Variety WA and the City is not aware of any plan to deliver this event in 2021.

5.2 Deputations

- 5.2.1 Rohan McDougall from Curtin University and Paula Taylor representing 32 Degrees South Group, who spoke to Item 12.2 Event Sponsorship Program 2021/22 - 32 Degrees South Group Pty Ltd- West Tech Fest.
- 5.2.2 Paul Alain-Hunt representing the City of Perth LGBTQIA+ Advisory Group who spoke to Item 12.3 Final LGBTQIA+ Plan 2021-2024.

At the conclusion of Paul Alain-Hunt's deputation, Councillor Fleeton moved the following motion to allow a further 10 minute deputation from the LGBTQIA+ Advisory Group.

Council Resolution (OCM 21/10-241)

Mover Cr Fleeton

Seconded Cr Ko

That Council APPROVES a further 10-minute deputation from LGBTQIA+ Advisory Group representative David Goncalves.

CARRIED UNOPPOSED (9/0)

For Lord Mayor Zempilas, Deputy Lord Mayor Bain, Councillors Anghie, Bevan, Fleeton, Gobbert, Gordon, Ko and Lezer

Against None

- 5.2.3 David Goncalves representing the City of Perth LGBTQIA+ Advisory Group who spoke to Item 12.3 Final LGBTQIA+ Plan 2021-2024.

6. Disclosures of Interests

Name	Deputy Lord Mayor Bain
Item number and title	12.1 Business Improvement Grant Program Financial Year 2021/22
Nature of interests	Direct Financial
Interest description	'Jeff Leach donated to my election campaign'

Name	Councillor Bevan
Item number and title	12.1 Business Improvement Grant Program Financial Year 2021/22
Nature of interests	Indirect Financial
Interest description	'My wife and I own Friends Restaurant and we are customers of this boutique (RJ Pearce Luxury Jewellery Boutique). The Pearce's are customers at Friends Restaurant.'

Name	Councillor Fleeton
Item number and title	12.2 Event Sponsorship Program 2021/22 – 32 Degrees South Group Pty Ltd – West Tech Fest
Nature of interests	Indirect Financial
Interest description	<i>'Beaumonde hosts the West Tech Fest event that the City sponsors. Beaumonde is owned by a donor- Neil Irvine at City Foreshore Investments Pty Ltd, who donated to me during my 2020 election.'</i>

Name	Councillor Anghie
Item number and title	12.2 Event Sponsorship Program 2021/22 – 32 Degrees South Group Pty Ltd – West Tech Fest
Nature of interests	Impartiality
Interest description	<i>'Requested by City to attend West Tech Fest in 2020 to present a speech. Subsequently met with representatives of West Tech Fest on 17 May 21, 22 July 21 and 24 June 21. The third meeting was at Council House with the Lord Mayor and CEO in attendance, where the potential for an expanded West Tech Fest, a Tech Week, was discussed. All meetings prior to grant application.'</i>

Name	Lord Mayor Zempilas
Item number and title	12.2 Event Sponsorship Program 2021/22 – 32 Degrees South Group Pty Ltd – West Tech Fest
Nature of interests	Impartiality
Interest description	<i>'I was in attendance in one of the West Tech Fest meetings'</i>

7. Confirmation of Minutes

Council Resolution (OCM 21/10-242)

Mover Cr Bevan

Seconded Cr Lezer

That Council CONFIRMS the minutes of the Ordinary Council Meeting held on 28 September 2021 and the Special Council Meeting held on 19 October 2021 as a true and correct record.

CARRIED UNOPPOSED (9/0)

For Lord Mayor Zempilas, Deputy Lord Mayor Bain, Councillors Anghie, Bevan, Fleton, Gobbert, Gordon, Ko and Lezer

Against None

8. Questions by Members which due notice has been given

Nil.

9. Correspondence

Nil.

10. Petitions

Nil.

11. Planning and Economic Development Alliance Reports

Nil.

12. Community Development Alliance Reports

6.09pm Deputy Lord Mayor Bain disclosed a direct financial interest and Councillor Bevan disclosed an indirect financial interest in Item 12.1 (detailed in Item 6) and accordingly departed the meeting.

12.1 Business Improvement Grant Program Financial year 2021/22

Responsible Officer	Kylie Johnson – General Manager Community Development
Voting Requirement	Simple Majority
Attachments	Attachment 12.1A Summary of Applicants

Purpose

To provide business improvement grant recommendations to Council, under the Business Improvement Grant Program Financial Year 2021/22.

Recommendation

That Council:

1. APPROVES the following 2021/22 Business Improvement Grants totalling \$126,325 excluding GST:

a	Espresso & Prosecco for Hay Street Mall alfresco activation	\$20,000 (excl GST)
b	PI Perth Pty Ltd for Pirate Life Perth	\$20,000 (excl GST)
c	Stanley International College Pty Ltd for Stanley College West Perth Campus expansion	\$20,000 (excl GST)
d	Arandell Nominees & HM Leach for Murray Street laneway activation	\$6,325 (excl GST)
e	Locavora for Locavora Phase 2	\$20,000 (excl GST)
f	Cab Noir Coffee Pty Ltd for café it out	\$20,000 (excl GST)
g	Papi Katsu for Papi Katsu	\$20,000 (excl GST)

2. DECLINES the following 2021/22 Business Improvement Grants totalling \$342,596 excluding GST:

a	Jane Lai for 139 Barrack Street Shop revitalisation project	\$20,000 (excl GST)
b	Redhill Property Partners Pty Ltd for the Market Heralds Glass Box Broadcasting Studio	\$20,000 (excl GST)
c	The Proshionals Pty Ltd for Tanuki's + Blinker	\$20,000 (excl GST)
d	RJ Pearce for luxury jewellery boutique	\$20,000 (excl GST)
e	Mayfair Pub and Dining Room for outdoor planter boxes and plant upgrade	\$5,000 (excl GST)

f	Highs and Lows for Low End Therapy	\$18,400 (excl GST)
g	Sevens WA for ANY Dining	\$20,000 (excl GST)
h	Becky Brew Pty Ltd for Basilica upgrade	\$20,000 (excl GST)
i	Little Death Pty Ltd for Little Death	\$20,000 (excl GST)
j	Go Smart Pty Ltd for outdoor blinds	\$9,400 (excl GST)
k	Australian City Properties Pty Ltd for Parklet Urban Garden Project	\$20,000 (excl GST)
l	Portacom Pty Ltd for Portacom refurbishment	\$19,058.14 (excl GST)
m	AMA Pharmacy Investments for Amcal Pharmacy	\$20,000 (excl GST)
n	Barrelhouse Saloon and Eatery Perth for outside seating area refurbish	\$18,975 (excl GST)
o	JJE Production Team Pty Ltd for exhaust system upgrade and works required for fire service and access upgrades	\$20,000 (excl GST)
p	Kamile Gallery for Kamile Gallery lighting and interior update	\$9,865 (excl GST)
q	Farnan Pty Ltd T/A Nuvo Hair Studio for refurbishment and upgrade salon internal along with signage and security	\$20,000 (excl GST)
r	Chicho Gelato for upgrade commercial kitchen to expand product offering and develop business	\$20,000 (excl GST)
s	Mining People International for breakout space improvements	\$20,000 (excl GST)
t	Prana Professional Massage and Beauty Centre for refurbishment of reception area	\$1,898 (excl GST)

Background

1. The City of Perth (the City) recognises that businesses and business activity contribute to the vibrancy and energy of the city. The ability to generate new ideas and turn those ideas in to profitable business ventures is critical to driving Perth's COVID-19 rebound, competitive advantage and economic growth.
2. The 2021/22 Business Improvement Grant Program Guidelines aim to stimulate and encourage diverse inner-city commerce by supporting new and established local businesses to improve precinct amenity, stimulate business activity and provide direct benefits to the community.
3. The City holds one funding round per year for the Business Improvement Grant Program with all approved projects required to be completed, acquitted and claimed before the end of the financial year.
4. The City accepted applications for Business Improvement Grants during a six-week period from Tuesday 15 June 2021 to Tuesday 27 July 2021. The City received 27 applications in total, which is an unprecedented amount of applications for the program.
5. The Business Improvement Grant Program provides match grant funding of up to \$20,000. The maximum contribution the City can provide is 50% of the project cost (within the \$20,000 funding limit), with the other 50% contributed by the applicant.
6. All applicants must meet the general eligibility requirements of the Council Policy 4.3 Sponsorship and Grants, as well as additional criterion specific to this program, which includes demonstrating investment in the city by the applicant. Examples include owning a property or having a property lease.
7. The application should also clearly outline the extent to which the project or initiative meet the following assessment criteria:
 - a. assists in job retention or creation;
 - b. improves the streetscape and/or the overall desirability of the locality for commerce in which its located;
 - c. improves Perth's competitive advantage or provides strong point of difference allowing positive publicity and promotion of Perth;
 - d. improves the built form outcomes relating to one or more of the City's sectors such as: retail; food and beverage; tourism; commercial property; education; student accommodation; medical research; resources and energy; or innovation;
 - e. provides some form of overall community benefit;
 - f. demonstrates strong market potential through realistic planning and budgeting; and
 - g. will be completed within the timeframe required to acquit grant funding (this can be assessed by including evidence of engagement with statutory planning and building approval processes within the overall schedule of works).
8. Grant funding is paid upon completion of the project as a reimbursement of expenditure. Applicants must provide proof of expenditure through dated invoices and tax receipts, promote the City's support of the project, and provide before and after photographs and detailed testimonials.

Discussion

9. The applications were assessed by a three-person assessment panel, consisting of suitability qualified staff from the City's administration.
10. In addition to the three-person assessment panel, the General Manager Infrastructure and Operations had an oversight role and the Alliance Manager Community Safety and Amenity had an advisory role.
11. The recommendations are carefully considered with the view of maintaining the integrity of the proposals. The City regularly receives more funding applications than the available budget can accommodate. Therefore, successful applications are those that best satisfy the assessment criteria.
12. Each assessment criterium has clear descriptions and a rating scale which guides the assessors when considering an appropriate score. The scores from panel members for each assessment criteria are averaged and ranked from highest to lowest.
13. The Business Improvement Grants Program Round was highly competitive due to the quality and quantity of the applications. The assessment panel agreed a minimum score threshold of 65% would be appropriate to demonstrate good alignment with the objectives of the program. Applicants scoring below the threshold are recommended for decline.
14. Of the 27 applications assessed, seven applications are recommended to be approved and 20 recommended to be declined. More information can be found in Attachment 12.1A – Summary of Applications - Business Improvement Grants FY 2021/22.

Stakeholder Engagement

Nil.

Decision Implications

15. It is generally not possible to support every application of the total request for each applicant, due to budget constraints, lack of alignment with the City's strategic priorities and/or poor-quality applications. This may result in unavoidable dissatisfaction from some applicants.

Strategic, Legislative and Policy Implications

Strategy	
Pillar (Outcome):	Prosperous
Relevant Documents (Issue Specific Strategies and Plans)	Business Improvement Grants Program Guidelines 2021/22

Legislation, Delegation of Authority and Policy	
Legislation:	Section 8(1)(g) of the <i>City of Perth Act 2016</i> This section of the Act directs that the City should invest in activities that increase vibrancy, sustainability and innovation; in the case of the Business Improvement Grants, this is through economic means.

Authority of Council/CEO:	Council Policy 4.3 directs that any sponsorship application for more than \$15,000 or from a funding round be considered by Council.
Policy:	4.3 Sponsorship and Grants - the policy directs that there be a consistent and transparent assessment process and criteria to guide recommendations to Council. An eligibility check has been conducted on all applications to ensure they are compliant with the Policy and the necessary assessment process has been followed.

Financial Implications

16. The financial implications of the recommendations are accommodated within the existing budget.

Account Number	1066-100-50-10091-7901	Operating
Account Description	Business Improvement Grants	
Total Budget	\$174,925	
Budget – This report	\$126,325	
Budget – Carry over of incomplete projects from previous years	\$48,600*	
Remaining Budget	\$0	
Budget Impact	Accommodated in approved budget 2021/22	

17. *One successful applicant in the 2019/20 Business Improvement Grant Program has been unable to finalise their project by the deadline of 30 June 2021. A request for extension will result in \$15,000 being funded from the FY 2021/22 budget.
18. *Two successful applicants in the 2020/21 program round have been unable to finalise their projects by the deadline of 30 June 2021. A request for extension will result in \$33,600 to be funded from the 2021/22 budget.
19. The extensions outlined in points 17 and 18 above are required as a result of COVID-19 impacting the ability of applicants to complete their projects within the original timeframe. The City has extended the applications due to extenuating circumstances and challenges and will cease in June 2022.

Further Information

Nil.

Council Resolution (Officer's Recommendation) (OCM 21/10-243)

Mover: Cr Gobbert

Seconded: Cr Ko

That Council:

1. APPROVES the following 2021/22 Business Improvement Grants totalling \$126,325 excluding GST:

a	Espresso & Prosecco for Hay Street Mall alfresco activation	\$20,000 (excl GST)
b	PI Perth Pty Ltd for Pirate Life Perth	\$20,000 (excl GST)
c	Stanley International College Pty Ltd for Stanley College West Perth Campus expansion	\$20,000 (excl GST)
d	Arandell Nominees & HM Leach for Murray Street laneway activation	\$6,325 (excl GST)
e	Locavora for Locavora Phase 2	\$20,000 (excl GST)
f	Cab Noir Coffee Pty Ltd for café it out	\$20,000 (excl GST)
g	Papi Katsu for Papi Katsu	\$20,000 (excl GST)

2. DECLINES the following 2021/22 Business Improvement Grants totalling \$342,596 excluding GST:

a	Jane Lai for 139 Barrack Street Shop revitalisation project	\$20,000 (excl GST)
b	Redhill Property Partners Pty Ltd for the Market Heralds Glass Box Broadcasting Studio	\$20,000 (excl GST)
c	The Proshessionals Pty Ltd for Tanuki's + Blinker	\$20,000 (excl GST)
d	RJ Pearce for luxury jewellery boutique	\$20,000 (excl GST)
e	Mayfair Pub and Dining Room for outdoor planter boxes and plant upgrade	\$5,000 (excl GST)
f	Highs and Lows for Low End Therapy	\$18,400 (excl GST)
g	Sevens WA for ANY Dining	\$20,000 (excl GST)
h	Becky Brew Pty Ltd for Basilica upgrade	\$20,000 (excl GST)
i	Little Death Pty Ltd for Little Death	\$20,000 (excl GST)
j	Go Smart Pty Ltd for outdoor blinds	\$9,400 (excl GST)
k	Australian City Properties Pty Ltd for Parklet Urban Garden Project	\$20,000 (excl GST)
l	Portacom Pty Ltd for Portacom refurbishment	\$19,058.14 (excl GST)
m	AMA Pharmacy Investments for Amcal Pharmacy	\$20,000 (excl GST)
n	Barrelhouse Saloon and Eatery Perth for outside seating area refurbish	\$18,975 (excl GST)

o	JJE Production Team Pty Ltd for exhaust system upgrade and works required for fire service and access upgrades	\$20,000 (excl GST)
p	Kamile Gallery for Kamile Gallery lighting and interior update	\$9,865 (excl GST)
q	Farnan Pty Ltd T/A Nuvo Hair Studio for refurbishment and upgrade salon internal along with signage and security	\$20,000 (excl GST)
r	Chicho Gelato for upgrade commercial kitchen to expand product offering and develop business	\$20,000 (excl GST)
s	Mining People International for breakout space improvements	\$20,000 (excl GST)
t	Prana Professional Massage and Beauty Centre for refurbishment of reception area	\$1,898 (excl GST)

CARRIED (7/0)

For Lord Mayor Zempilas, Councillors Anghie, Fleeton, Gobbert, Gordon, Ko and Lezer
Against None

Attachment 12.1A: Summary of Applications – Business Improvement Grants 2021/22

1. Summary of 2021/22 applicants recommended for **APPROVAL**:

Ref	Applicant / Project	Industry Type	Description	Assessment Score	Requested Total Amount	Recommendation Total amount
a)	Espresso & Prosecco / Hay Street Mall Alfresco Activation	Food and Beverage	Development of an alfresco area to provide seating amenity and improvements interfacing the public and private realm at 655 Hay Street Mall, Perth	73.33%	\$20,000 (excl GST)	\$20,000 (excl GST)
b)	Pirate Life Perth / Pirate Life Perth	Food and Beverage	External mural on the Murray Street fascia, CCTV security, lighting and signage to provide amenity and improvements interfacing the public and private realm at 440 Murray Street, Perth	72.86%	\$20,000 (excl GST)	\$20,000 (excl GST)
c)	Stanley International College Pty Ltd / Stanley College West Perth Campus Expansion	Education	Major fit-out and refurbishment to extend the current campus to add a new training kitchen, restaurant and cafe at 69 Outram Street, West Perth	70.48%	\$20,000 (excl GST)	\$20,000 (excl GST)
d)	Arandell Nominees & HM Leach / Murray Street Laneway Activation	Commercial Property	Activation of an underutilised laneway with murals, lighting and CCTV security between 255-267 Murray Street, Perth	69.05%	\$6,325 (excl GST)	\$6,325 (excl GST)
e)	Locavora / Locavora Phase 2	Food and Beverage	Development of an alfresco dining area, public recycle and compost bin and bike rack to improve amenity and interface with the public and private realm at 1266 Hay Street, West Perth	68.10%	\$20,000 (excl GST)	\$20,000 (excl GST)
f)	Cab Noir Coffee Pty Ltd / Café Fit Out	Food and Beverage	Major cafe fit-out including customised constructions and lighting display, outdoor alfresco dining area and art wall into a new concept coffee store at the vacant tenancy at 321 Murray Street, Perth	67.62%	\$20,000 (excl GST)	\$20,000 (excl GST)
g)	Papi Katsu / Papi Katsu	Food and Beverage	Re-creating a new external façade and internal fit-out splitting the venue into a distinct dining area and bar	66.19%	\$20,000 (excl GST)	\$20,000 (excl GST)

Ref	Applicant / Project	Industry Type	Description	Assessment Score	Requested Total Amount	Recommendation Total amount
			that will be modelled as a back-alley Tokyo bar at 125 St Georges Terrace, Perth			

2. Summary of 2021/22 applicants recommended for **DECLINE**:

Ref	Applicant / Project	Industry Type	Description	Assessment Score	Requested Total Amount
a)	Jane Lai / 139 Barrack Street Shop Revitalisation Project	Food and Beverage	Basic fit-out including the preliminary work for a new disabled toilet, resurfacing the walls, plumbing, electrical and replacing a leaking roof at the heritage listed 139 Barrack Street, Perth	64.76%	\$20,000 (excl GST)
b)	Redhill Property Partners Pty Ltd / The Market Heralds Glass Box Broadcasting Studio	Commercial Property	Major office fit-out to build a 'glass box' style broadcasting studio for The Market Herald on the ground floor at 28 The Esplanade, Perth	64.29%	\$20,000 (excl GST)
c)	The Proseprofessionals Pty Ltd / Tanuki's + Blinker	Food and Beverage	Adaptive re-use of the property to build a secret staircase to connect two levels together, Tanuki's on the lower level and Blinker on the upper level at 300 Murray Street, Perth	63.81%	\$20,000 (excl GST)
d)	RJ Pearce / Luxury Jewellery Boutique	Retail	Major retail fit-out of a new premise predominantly internally including the Wolf Lane wall being decluttered with painting and awnings to extend street visibility at 38 King Street, Perth	62.86%	\$20,000 (excl GST)
e)	Mayfair Pub and Dining Room / Outdoor Planter Boxes and Plant Upgrade	Food and Beverage	Façade upgrades to replace existing planter boxes and plants at 72 Outram Street, West Perth	61.90%	\$5,000 (excl GST)
f)	Highs and Lows / Low End Therapy	Retail	Activation an underutilised mezzanine through custom lighting, bench seat, custom shelving and wall space at 75 King Street, Perth	61.90%	\$18,400 (excl GST)
g)	Sevens WA / ANY Dining	Food and Beverage	Major fit-out to the ground floor with three existing large panes of fixed glass being replaced by double side hung casement windows on the street façade and interior refurbishments at 26 Queen Street, Perth	60%	\$20,000 (excl GST)
h)	Becky Brew Pty Ltd / Basilica Upgrade	Food and Beverage	Change to the café's fit-out and dining offering to include an alfresco dining and seating options to improvement the interface with the public and private realm at 125 St Georges Terrace, Perth	59.52%	\$20,000 (excl GST)

Ref	Applicant / Project	Industry Type	Description	Assessment Score	Requested Total Amount
i)	Little Death Pty Ltd / Little Death	Food and Beverage	Development of new cocktail lab bar, booth seating and upright piano to activate an underutilised space at 125 St Georges Terrace, Perth	59.05%	\$20,000 (excl GST)
j)	Go Smart Pty Ltd / Outdoor Blinds	Food and Beverage	Outdoor blinds to activate an underutilised rooftop space at 176 Adelaide Terrace, East Perth	58.57%	\$9,400 (excl GST)
k)	Australian City Properties Pty Ltd / Parklet Urban Garden Project	Commercial Property	Development of a Parklet Urban Garden to activate an underutilised urban space at 177 St Georges Terrace, Perth	58.57%	\$20,000 (excl GST)
l)	Portacom Pty Ltd / Portacom Refurbishment	Retail	Façade upgrade including painting, new signage, new carpets, glass/brickwork improvement and cupboard re-laminating at 1181 Hay Street, West Perth	52.38%	\$19,058.14 (excl GST)
m)	AMA Pharmacy Investments / Amcal Pharmacy	Retail	Façade and major retail refurbishment including shop fittings, redesign of shop layout (moving the dispensary from the rear of the shop to the front) and constructing consulting rooms at 717 Hay Street Mall, Perth	51.90%	\$20,000 (excl GST)
n)	Barrelhouse Saloon and Eatery Perth / Outside Seating Area Refurbish	Food and Beverage	Wooden designed alfresco barriers, new furniture and painting to improve amenity and interface with the public and private realm at 37 Pier Street, Perth	50.48%	\$18,975 (excl GST)
o)	JJE Production Team Pty Ltd / Exhaust system upgrade and works required for fire service and access upgrades	Food and Beverage	Major café fit out to extend an exhaust system and canopy to accommodate a combi oven and fire, service and access upgrades at 1/918 Hay Street, Perth	46.19%	\$20,000 (excl GST)
p)	Kamile Gallery / Kamile Gallery lighting and interior update	Retail	New track lighting system and upgrades to the Gallery with a wall fit-out and new furniture at 3 Pier Street, Perth	45.71%	\$9,865 (excl GST)
q)	Farnan Pty Ltd T/A Nuvo Hair Studio / Refurbishment and upgrade salon internal along with signage and security	Other Services	Major salon refurbishment of the premises internally (flooring, lighting, painting, remove false wall, timber panelling, display units, new stations and chairs) and external (signage, lighting and CCTV) at 3/33 Royal Street, East Perth	41.90%	\$20,000 (excl GST)

Ref	Applicant / Project	Industry Type	Description	Assessment Score	Requested Total Amount
r)	Chicho Gelato / Upgrade commercial kitchen to expand product offering and develop business	Food and Beverage	Major retail refurbishment to upgrade commercial kitchen by adding extra freezer, fridge, blast chillers, stick blender, planetary mixer and juicer at 180 William Street, Perth	41.43%	\$20,000 (excl GST)
s)	Mining People International / Breakout Space Improvements	Commercial Property	Courtyard upgrades and additional bathrooms to provide seating amenity and improvement interfacing the public and private realm at 1140 Hay Street West, Perth	40.95%	\$20,000 (excl GST)
t)	Prana Professional Massage and Beauty Centre / Refurbishment of reception area	Other Services	Major salon refurbishment to reception area and shop front signage at 1/2 St Georges Terrace, Perth	40%	\$1,898 (excl GST)

3. Summary of recommended funding:

	TOTAL REQUESTED	TOTAL RECOMMENDED
2021/22	\$468,921.14	\$126,325

6.09pm Deputy Lord Mayor Bain and Councillor Bevan returned to the meeting prior to Item 12.2.
Councillor Fleeton disclosed an indirect financial interest in Item 12.2 (detailed in Item 6) and departed the meeting.
Lord Mayor Zempilas and Councillor Anghie each disclosed an impartiality interest in Item 12.2 (detailed in Item 6).

12.2 Event Sponsorship Program 2021/22 – 32 Degrees South Group Pty Ltd – West Tech Fest

Responsible Officer	Kylie Johnson – General Manager Community Development
Voting Requirement	Simple Majority
Attachments	Attachment 12.2A – Indicative Events Calendar July 2021 – June 2022

Purpose

For Council to consider approving an event sponsorship under the Event Sponsorship Program 2021/22.

Recommendation

That Council APPROVES an event sponsorship to 32 Degrees South Group Pty Ltd for West Tech Fest totalling \$57,777 excluding GST (comprising of \$53,000 cash contribution and up to \$4,777 in-kind support for City's fees and charges).

Background

1. The City has a vision for Perth to be ‘the events heart of WA’ (*2025 Events Strategy*). A key principle of this strategy is ‘something for everyone.’ Using a portfolio approach, the City will facilitate and support a diverse range of events that are inclusive, appeal to a broad demographic and provide enriching experiences for all throughout the year. To demonstrate this approach, an Indicative Events Calendar for 2021/22 is contained within Attachment 12.2A.
2. The Event Sponsorship Program supports commercial events which activate and enliven the city and are reasonably priced to attend. These events enhance Perth’s reputation on a local and state level, encourage increased visitation and deliver increased economic benefit to the City’s stakeholders, with opportunities for local businesses to leverage the event.
3. The City accepted applications for the Events Sponsorship Round 1 2021/22 during a three-week period from Tuesday 9 March to Tuesday 30 March 2021. Round 2 of this program was paused to enable a review of the sponsorship and grant programs.
4. The funding level recommended is based on the scale, impact and significance of the event and can include cash and/or in-kind support for the City’s fees and charges with a maximum contribution of sponsorship provided by the City not to exceed 30% of the total event or project budget.

Discussion

5. The City received an unsolicited bid on 24 August 2021 from 32 Degrees South Group Pty Ltd. Due to the City’s sponsorship and grants program currently being on pause, there is limited mechanism for funding for the event until a relevant program opens.
6. The sponsorship request received has been considered under the City’s Event Sponsorship Guidelines for 2021/22 due to West Tech Fest’s alignment to the program.
7. 32 Degrees South Group Pty Ltd unsolicited bid was considered by the City in recognition of the event:
 - a. having a proven record as Western Australia’s leading annual innovation and technology week-long festival attracting international founders and national tech leaders and investors;
 - b. being invested and supported by the City since 2014;
 - c. providing a focal point to attract national and international investors and entrepreneurs to share their experience as well as networking with talented local developers and start-up founders;
 - d. including a one-day conference featuring a range of keynote speakers, presentations and panel discussions followed by a networking reception at Beaumonde on the Point. Although the conference is ticketed (\$150), there are free tickets prioritised for high school students, young leaders and minority groups; and
 - e. program being in a range of City venues including and not limited to:
 - a. a free film screening of the documentary *Strong Female Lead* followed by a question and answer panel, taking place at the Northbridge Piazza;
 - b. a free event, First NationsX Accelerator & Indigenous Entrepreneurship Round Table, showcasing Indigenous start-ups and small business success stories;
 - c. a free third-party event that will showcase regional innovation and will take place at the Perth Town Hall; and

- d. A free Women’s Leadership Summit being held at the Woodside Auditorium that the applicant states will feature a panel of female industry leaders, aimed at empowering women to attain leadership positions and on boards.
8. The application was assessed by a four-person assessment panel, consisting of management and officers from the City’s Economic Development Alliance and Community Development Alliance.
9. Each assessment criterium has clear descriptions and a rating scale which guides the assessors when considering an appropriate score. The scores from panel members for each assessment criteria are averaged and ranked from highest to lowest.
10. The panel agreed a minimum score threshold of 70% would be appropriate to demonstrate good alignment with the objectives of the program.
11. A summary of the 32 Degrees South Group Pty Ltd for West Tech Fest application and the assessment panel’s recommendation rationale is as follows:

Requested Total Amount (cash and In-kind support per year)	Estimated Attendance (provided by applicant)	Previous Support (2020/21)	Recommendation Total amount (Cash and In-kind support)	Recommendation Comparison from 2020/21
2021/22 \$145,000 (\$125,000 cash and \$25,000 in-kind)	3,300	\$50,000 (cash)	\$57,777 excluding GST , as follows: (\$53,000 cash and \$4,777 in-kind support for City’s fees and charges)	Increased Funding

Recommendation Rationale

The application was recommended for support due to:

- a. The event’s potential to activate various venues across the City (Town Hall and Northbridge Piazza);
- b. The event supports a vibrant, growing, sustainable innovation and start-up ecosystem;
- c. Activation the Point Fraser precinct area;
- d. The event has a first nation and diversity focus through the First NationsX Accelerator and Indigenous Entrepreneurship Round Table and Women’s Leadership Summit and film screening of the documentary *Strong Female Lead* respectively, aligning to the City’s vision;
- e. The event has a history of successfully promoting and positioning Perth as a destination for start-ups on national and international scale;
- f. The event raises awareness and supports the growth of Perth's innovation and start-up ecosystem;
- g. The event’s ability to attract national investors; and
- h. The event brings together professionals, students, start-ups, venture capitalists, small and medium enterprises, City businesses and Government across the space of a week of intense activity.

The Assessment Panel considered the applicant’s increase in sponsorship in 2021, a request of \$145,000, an increase of \$95,000 from City sponsorship in 2020/2021. The Panel recommends \$57,777 for the following reasons:

- a. The application lacks sufficient evidence or justification for a substantial funding increase including limited demonstration of how the 2021/22 event will have an increased capacity, reach, attendance and outcomes;
- b. The 2019/2020 and 2020/21 Acquittal Report contains no evaluation data, only attendance figures, with no clear indication of previous success, customer satisfaction or demonstration of quality. It is recommended project evaluation data is mandatory and the sponsorship agreement and acquittal for the 2021/22 event is

- outcome-based with sufficient evidence submitted such as case studies to demonstrate successful businesses and partnerships created due to the West Tech Fest;
- c. The amount requested exceeds the amount permissible, the funding requested is 58% of the total budget, exceeding the maximum contribution of 30% by the City;
 - d. The cost per attendee at the requested amount is \$44 per person which was considered by the panel to be high.
 - e. The Panel recommend the City is made 'Headline Sponsor' at the lower recommended amount for the applicant to recognise the City's contribution and investment since 2014.

Previous Support and Acquittals (5-year period)

Year	Amount	Project
2016/17	\$20,000	West Tech Fest main event
2017/18	\$20,000	West Tech Fest main event
2018/19	\$50,000	West Tech Fest main event (Key Sector Economic Development Sponsorship Program)
2019/20	\$50,000	West Tech Fest main event (Key Sector Economic Development Sponsorship Program)
2020/21	\$50,000	West Tech Fest main event (Key Sector Economic Development Sponsorship Program)
TOTAL	\$190,000	

12. The City has received an acquittal for the previous support and all previous funding has been satisfactorily acquitted.

Stakeholder Engagement

Nil.

Decision Implications

- 13. It is generally not possible to support every application or the total request for all applicants, due to budget constraints, lack of alignment with the City's strategic priorities and/or inadequate applications. This may result in unavoidable dissatisfaction from some applicants.
- 14. A City representative will negotiate sponsorship benefits with applicant in line with sponsorship funding amounts once approved by Council. The applicant will be required to provide significant benefits in recognition of the City's support.
- 15. The applicant will be required to submit an acquittal report within three months of project completion. Acquittal reports must demonstrate how the City's sponsorship funding supported projects or initiatives within the City's district and demonstrate direct impact on the City of Perth meeting its aspirations of Liveable, Sustainable and Prosperous.

Strategic, Legislative and Policy Implications

Strategy	
Pillar (Outcome):	Prosperous
Relevant Documents (Issue Specific Strategies and Plans):	2025 Events Strategy

Legislation, Delegation of Authority & Policy	
Legislation:	Regulation 12 of the Local Government (Financial Management) Regulations 1996 – payments from municipal fund or trust fund, restrictions on.
Authority of Council/CEO:	Policy 4.3 directs that any sponsorship application for more than \$15,000 or from a funding round be considered by Council.
Policy	Policy 4.3 Sponsorship and Grants - the policy directs that there be a consistent and transparent assessment process and criteria to guide recommendations to Council. An eligibility check has been conducted on all applications to ensure they are compliant with the Policy and the necessary assessment process has been followed.

Financial Implications

16. The financial implications of the recommendation are accommodated within the existing budget:

Account Number	1066 100 10 10078 7901	Operating
Account Description	Event Sponsorship	
Total Budget	\$1,000,000	
Budget – This report	\$57,777	
Remaining Budget	\$557,662	
Budget Impact	Accommodated in proposed budget	

Further Information

Following the Agenda Briefing Session held on 19 October 2021, further information is provided:

17. The sponsorship application states the festival occurs from 5 December – 10 December 2021.

6.17pm *The Lord Mayor departed the meeting during Item 12.2 and the Deputy Lord Mayor assumed the Chair.*

6.18pm *The Lord Mayor returned to the meeting and resumed the Chair.*

Primary Motion (Officer's Recommendation)

Mover Cr Gobbert
Second Cr Lezer

That Council APPROVES an event sponsorship to 32 Degrees South Group Pty Ltd for West Tech Fest totalling \$57,777 excluding GST (comprising of \$53,000 cash contribution and up to \$4,777 in-kind support for City's fees and charges).

During debate Councillor Anghie moved an Amendment, as follows:

Amendment

Mover Cr Anghie
Second Cr Ko

That Council APPROVES an event sponsorship to 32 Degrees South Group Pty Ltd for West Tech Fest totalling \$125,000 excluding GST (comprising of \$120,223 cash contribution and up to \$4,777 in-kind support for City's fees and charges) ~~\$57,777 excluding GST (comprising of \$53,000 cash contribution and up to \$4,777 in-kind support for City's fees and charges).~~

Reason:

- Tech is a critical global sector with the largest companies in the world being tech companies. Other Cities across Australia have plans to attract Tech – for example:
 - a. Tech start-ups action plan - City of Sydney
 - b. Emerging technology testbeds - City of Melbourne
 - c. Residency for emerging start-ups at the Brisbane Business Hub - a joint initiative of Brisbane City Council and Brisbane Economic Development Agency.
- This is the point in time where we need initiatives like West Tech to drive tech investments and tech start-ups to Perth to grow their businesses, we need more people to know that Perth is a tech hub and this is just the kind of event to do this.
- Founded in 2011, the West Tech Fest is the premier annual innovation and technology conference for Western Australia, attracting founders, tech leaders and investors from around Australia, the US, UK and Asia. Now in its tenth year, the West Tech Fest has successfully grown from a one-day conference to a genuine multi-day festival that is a hallmark event for the local innovation ecosystem. The festival program combines content on entrepreneurship, investment and technology with high level networking events bringing together business, education and community.

- In recent years, the organisers have seized on the opportunity presented by Perth's location within the Indian Ocean region and the GMT+8 time zone and will increase promotion of the event and efforts to attract delegates and participants from key target markets such as Singapore, Malaysia, Indonesia, Hong Kong and China in future.
- With regard to the officer's report, I note:
 - this application was received as "an unsolicited bid on 24 August 2021", not an events application. However, it was assessed as an events application. The impacts and benefits of the West Tech Fest are much broader than an event.
 - The City has a vision for Perth to be 'the events heart of WA' (2025 Events Strategy)" and there are other documents relevant such as the City's Strategic Community Plan which states: (at page 16) "A "can do" reputation that delivers investment and assists small businesses and development generally, through a willingness to assist and encourage"; and (at page 18) "The internet has caused a remarkable expansion in digital technology and harnessing the virtual world has become important to all facets of society ...".
 - There is precedent for matched funding grants including Activate Perth receiving a \$100,000 matched funding grant in the past year.
 - There is precedent for amending sponsorship amounts. Just one example in the past year is an amendment by Councillor Fleeton to increase the proposed sponsorship amount for the Christmas Pageant.
 - There is remaining budget left in the pool of funds available for sponsorship.
- To draw a comparison, the City's sponsorship of Targa West was \$93,000. I propose the sponsorship be amended to 50% of the overall cost of the event as the sponsorship is modest when compared to the potential benefits outlined.

LOST (3/5)

For Councillors Anghie, Bevan, Ko

Against Lord Mayor Zempilas, Deputy Lord Mayor Bain, Councillors, Gobbert, Gordon, and Lezer

The Amendment was declared lost and the debate on the Primary Motion resumed.

Council Resolution (Officer's Recommendation) (OCM 21/10-244)

Mover Cr Gobbert

Seconded Cr Lezer

That Council APPROVES an event sponsorship to 32 Degrees South Group Pty Ltd for West Tech Fest totalling \$57,777 excluding GST (comprising of \$53,000 cash contribution and up to \$4,777 in-kind support for City's fees and charges).

CARRIED (8/0)

For Lord Mayor Zempilas, Councillors Anghie, Fleeton, Gobbert, Gordon, Ko and Lezer

Against None

Indicative Events Calendar

(Note: this does not include the annual artist and cultural development programs or events occurring from July 2022 onwards)

The below list of events is an indicative 'snapshot' ONLY, to be used only as a guide to demonstrate an average annual event calendar for the City of Perth.

Events below are subject to event approval, successful sponsorship application and Council approval (if applicable).

	JULY 21	AUGUST 21	SEPTEMBER 21	OCTOBER 21	NOVEMBER 21	DECEMBER 21	JANUARY 22	FEBRUARY 22	MARCH 22	APRIL 22	MAY 22	JUNE 22
SPONSORED EVENTS	NAIDOC Week Opening Ceremony		Targa West	2021 Australian Masters Games	Perth International Jazz Festival	SensAtion Gallery 2021/22	SensAtion Gallery 2021/22	SensAtion Gallery 2021/22	WASO Symphony in the City			Strange Festival
	Maali Festival		AFL Masters Carnival	Lester Prize	PrideFEST	WASO Family Christmas Spectacular	Perth Chinese New Year Fair					Perth International Cabaret Festival
	Winter Lights at Brookfield Place		Awesome Arts Festival			West Tech Fest	2022 FRINGE WORLD Festival	2022 FRINGE WORLD Festival				
								2022 Perth Festival (Main Program)	2022 Perth Festival (Main Program)	Yirra Yaakin - Ngalaka Daa Ensemble	Yirra Yaakin - Ngalaka Daa Ensemble	Yirra Yaakin - Ngalaka Daa Ensemble
					2022 Perth Festival (Film Program)	2022 Perth Festival (Film Program)	2022 Perth Festival (Film Program)	2022 Perth Festival (Film Program)	2022 Perth Festival (Film Program)	2022 Perth Festival (Film Program)		
FACILITATED EVENTS				Oktoberfest	Fisher Beach Party	Origin		Perth Leisure and Lifestyle Festival	Indonesian Cultural Festival		City Wine	Van Gogh Alive
					Mining Emergency Response Comp	Polo in the City			Pinknic			
					Pineapple Club							
CITY-LED EVENTS	Perth by Light (Winter Festival)				Twilight Hawkers Market							
						Christmas Nativity	Australia Day Festival & Skyworks	Lunar New Year		Heritage Perth Weekend		
						New Year's Eve						
	Perth Home Grown Market											
					Christmas Lights Trail							
	Community	Food/Wine/Beer/Produce	LIVE MUSIC	SPORT	ARTS & CULTURE	MAJOR EVENTS & FESTIVALS	BUSINESS/SECTOR DEVELOPMENT					

6.34pm Councillor Fleeton returned to the meeting prior to Item 12.3.

12.3 Final LGBTQIA+ Plan 2021-2024

Responsible Officer	Kylie Johnson – General Manager Community Development
Voting Requirement	Simple Majority
Attachments	Attachment 12.3A – Final LGBTQIA+ Plan 2021-2024 Attachment 12.3B – Feedback on Draft LGBTQIA+ Plan – Community Review Outcomes Report

Purpose

For Council to consider adoption of the final LGBTQIA+ Plan 2021-2024 and authorise the Chief Executive Officer to review and amend the LGBTQIA+ Advisory Group's Terms of Reference.

Recommendation

That Council:

1. ADOPTS the LGBTQIA+ Plan 2021-2024 as at Attachment 12.3A.
 2. AUTHORISES the Chief Executive Officer to review and amend the LGBTQIA+ Advisory Group's Terms of Reference, as required.
-

Background

1. The LGBTQIA+ Plan has been considered at multiple Council Meetings:

Ordinary Council Meeting	Item No.	Council Resolution
24 November 2020	18.2	<ul style="list-style-type: none"> • <u>ESTABLISHES</u> a LGBTQIA+ Advisory Group to promote inclusivity and progress the needs of the LGBTQIA+ community • <u>DEVELOPS</u> a Terms of Reference for the LGBTQIA+ Advisory Group to be presented at the December 2020 meeting which includes: <ul style="list-style-type: none"> ○ Membership of the group to consist of a diverse makeup of members within the community. ○ An objective of the group being to assist with the development of a Diversity, Equity and Inclusion framework for Councils consideration by July 2021 ○ An objective of the group being to assist with the development of other initiatives.
15 December 2020	12.5	<ul style="list-style-type: none"> • <u>ENDORSES</u> the LGBTQIA+ Advisory Group Terms of Reference. • <u>ENDORSES</u> the meetings of the LGBTQIA+ Advisory Group to commence in February 2021. • <u>AUTHORISES</u> the Chief Executive Officer to invite nominees recommended for appointment to the LGBTQIA+ Advisory Group to attend meetings commencing in February 2021, with the purpose of the inaugural meeting to: <ul style="list-style-type: none"> ○ Review the Terms of Reference ○ Appoint a chair or co-chairs ○ Develop a workplan for the Advisory Group • <u>ENDORSES</u> appointment of selected nominees to the LGBTQIA+ Advisory Group to be formally endorsed at the March 2021 Ordinary Council Meeting. • <u>APPROVES</u> the development of a Diversity, Equity and Inclusion Framework to be presented back to Council by July 2021.
30 March 2021	12.4	<ul style="list-style-type: none"> • <u>ENDORSES</u> the <u>nominees</u> listed in Attachment 12.4A, to be formally appointed to the LGBTQIA+ Advisory Group. • <u>NOTES</u> the update from the inaugural LGBTQIA+ Advisory Group meeting held 16 February 2021, including: <ul style="list-style-type: none"> ○ Approval of Terms of Reference. ○ Appointment of Paul-Alain van Lieshout Hunt and David Goncalves as Co-Chairs. ○ Approved workplan for LGBTQIA+ Plan development.
27 July 2021	12.1	<ul style="list-style-type: none"> • <u>ADOPTS</u> the Equity, Diversity and Inclusion Framework as at Attachment 12.1A • <u>ENDORSES</u> the draft LGBTQIA+ Plan 2021-2024 for community consultation as at Attachment 12.1B • <u>ADOPTS</u> the Disability Access and Inclusion Plan 2021-2025 as at Attachment 12.1C

2. The LGBTQIA+ Advisory Group first met on 16 February 2021 and commenced work related to Equity, Diversity and Inclusion at its 3 March 2021 meeting.

Discussion

3. The City has a rich history as the home of events and venues that celebrate LGBTQIA+ social life and has been a supporter of the Pride Parade since 1999.
4. To support the Equity, Diversity and Inclusion Framework, in accordance with Council’s resolution, a draft LGBTQIA+ Plan was developed. The workplan for this development was noted at the Ordinary Council Meetings held on 30 March 2021 and 27 July 2021.
5. The three-year Plan was developed through the guidance of the LGBTQIA+ Advisory Group and informed through extensive input from the community across 523 engagements. It represents intentional and committed leadership in the journey towards improving the safety, visibility, social inclusion, health and wellbeing of the LGBTQIA+ community in the City.
6. Following the endorsement of the draft plan at the 27 July 2021 Ordinary Council Meeting, the Plan went out for community review.
7. The ‘Feedback on Draft LGBTQIA+ Plan – Community Review Outcomes Report’ is attached for reference at Attachment 12.3B.
8. Comments regarding stakeholder engagement will be addressed through the implementation of the Plan. Changes from the draft Plan endorsed by Council on 27 July 2021, as included in the final attached Plan (Attachment 12.3A) are:

Pg.	Change	Feedback from
3	Update to definitions of ‘Sex (Characteristics)’, ‘Gender (Identity)’ and addition of ‘Intersex’.	Community review
4	New statement provided by co-chairs on behalf of, and approved by, Advisory Group	LGBTQIA+ Advisory Group
7	Change dates to November 2021.	N/A
10	<p>Milestones added:</p> <p>1971 – One of Australia's first gay rights activist groups, Campaign Against Moral Persecution (CAMP), established.</p> <p>1975 – Connections Nightclub opens and eventually becomes the longest running LGBTQIA+ nightclub in the southern hemisphere.</p> <p>1989 – First march for rights held, with the "89ers" marching to the steps of Parliament House.</p> <p>2021 – City of Perth establishes LGBTQIA+ Advisory Group, the first of its kind at local government level in WA.</p> <p>1983 – ‘in Melbourne’ changed to ‘in Australia’.</p> <p>1997, 1998 – ‘out’ changed to ‘openly out’.</p>	LGBTQIA+ Advisory Group member

Pg.	Change	Feedback from
	2002 – ‘the first significant passage of legislation protecting and supporting the rights of LGBTQIA+ people in WA’ added.	
12-14	Update to references.	Community review
17	‘Nightclub’ added after ‘Connections’.	LGBTQIA+ Advisory Group member
18	Acknowledgment of community review added.	N/A
22	Amended Co-chair, Paul Hunt’s name.	LGBTQIA+ Advisory Group member
30	Replace ‘Community Wellbeing Grants’ to ‘Grants and Sponsorship program’.	Sponsorship team
32	In action 11.1, change ‘permanently’ to ‘or similar’ to allow for future evolution that could occur in response to the City’s Equity Diversity and Inclusion Framework.	General Manager Community Development
39	Merging of action 30 and 30.1 to remove duplication. Correction to date.	N/A
39	Addition of Non-Binary People’s Day (14 July) to list of occasions.	LGBTQIA+ Advisory Group member
46	Addition of ‘or similar’ after ‘LGBTQIA+ Advisory Group’.	General Manager Community Development
48-49	Update to definitions of ‘Sex (Characteristics)’, ‘Gender (Identity)’ and ‘Intersex’, and addition of footnote references for these. Heading change for ‘Gender Queer/ Non-Binary’ and ‘Transgender & Gender Diverse’ Addition of ‘Pansexual’ definition.	LGBTQIA+ Advisory Group member Community review
50	Update to reference list.	Community review

9. Once the Plan is adopted the LGBTQIA+ Advisory Group will have a new focus and therefore the Group’s terms of reference will require amendment. It is therefore recommended that the Chief Executive Officer is authorised to review and amend the Terms of Reference as required.

Stakeholder Engagement

10. Between March and April 2021, the City conducted community consultation to benchmark experiences of LGBTQIA+ people in Perth and gather data to identify its role in acknowledging, supporting and addressing the rights of the LGBTQIA+ community. Full findings are in the [Stakeholder Engagement Outcomes Report](#), available on the City website, and used to develop the draft plan.
11. Beyond the formal consultation period, the Advisory Group met two more times to refine and review the actions in the draft Plan.
12. The draft Plan was on the City’s website and Engage Perth for community review from 28 July to 29 August 2021 and 48 pieces of feedback were received.

13. The LGBTQIA+ Advisory Group have been acknowledged for their work and advised of the transition to a role in alignment with other City Advisory Groups which reflects the group moving from collaborating on development of the Plan to advising the City Administration in the Plan implementation.

Decision Implications

14. If Council does not support the final LGBTQIA+ Plan, there is a reputational risk for the City with the potential for dissatisfaction among the LGBTQIA+ community and specifically the Advisory Group members who volunteered hours of their time to assist with development of the Plan.

Strategic, Legislative and Policy Implications

Strategy	
Pillar (Outcome)	Liveable
Relevant Documents (Issue Specific Strategies and Plans):	Equity, Diversity and Inclusion Framework

Legislation, Delegation of Authority and Policy	
Legislation:	<p><i>Australian Human Rights Commission Act 1986 (Cth)</i> - The Act establishes the Australian Human Rights Commission and makes provisions in relation to human rights and equal opportunity in employment.</p> <p><i>Sex Discrimination Act 1984 (Cth)</i> - The Act protects people from unfair treatment on the basis of their sex, sexual orientation, gender identity, intersex status, marital or relationship status, pregnancy and breastfeeding. It also protects workers with family responsibilities and makes sexual harassment against the law.</p> <p><i>Equal Opportunity Act 1984</i> - This is an Act to promote equality of opportunity in Western Australia and to provide remedies in respect of discrimination on the grounds of sex, marital status, pregnancy, sexual orientation, family responsibility or family status, race, religious or political conviction, impairment, or age, or involving sexual or racial harassment or, in certain cases, on gender history grounds.</p>
Authority of Council/CEO:	Council sets the Strategic direction for the City and has a leadership role in achieving strategic pillars of a Liveable, Sustainable and Prosperous community.
Policy:	4.2 Stakeholder Engagement

Financial Implications

15. The financial implications of the recommendation can be accommodated within existing operations. Budgets for the implementation of the plan in future years will be considered as part of Council's annual budget deliberation process.

Further Information

Following the Agenda Briefing Session held on 19 October 2021, further information is provided:

16. Page 34 of the LGBTQIA+ Plan, point 16 - the reference to an increase in staff levels refers to the intended outcome from the two actions below it (which are legal). The outcome is about naturally increasing diversity through offering an inclusive workplace where LGBTQIA+ feel safe, respected and welcome.
17. Page 38 of the LGBTQIA+ Plan, point 27 – this action refers to investigation the possibility of a hub. This would include a review of existing facilities and other options that may be available. The City is investigating this as part of the Property Review.
18. Page 39 of the LGBTQIA+ Plan, point 29.2 - there are currently two flag poles at the front of Council House that display the City of Perth flag. The action is proposing to replace one of these flags. The City manages flags in accordance with the Australian National Flag protocols.

Council Resolution (Alternate Motion) (OCM 21/10-245)

Mover Cr Gobbert

Seconded Cr Bevan

That Council ADOPTS the LGBTQIA+ Plan 2021-2024 as at Attachment 12.3A.

Reason:

- To retain Council's oversight of the Advisory Group.

CARRIED UNOPPOSED (9/0)

For Lord Mayor Zempilas, Deputy Lord Mayor Bain, Councillors Anghie, Bevan, Fleeton, Gobbert, Gordon, Ko and Lezer

Against None



LGBTQIA+ PLAN



ACKNOWLEDGMENT OF COUNTRY

We acknowledge the Whadjuk Nyoongar people, Traditional Owners of the lands and waters where the City of Perth is today and pay our respects to Elders past and present. Nyoongar peoples are the original inhabitants and Traditional Owners of the South West of Western Australia. While Nyoongar is identified as a single language there are variations in both pronunciation and spelling – Noongar, Nyungar, Nyoongar, Nyoongah, Nyungah, Nyugah, Yungar and Noonga. The City of Perth uses 'Nyoongar' which is reflected throughout this document except when specifically referring to an external organisation that utilises alternative spelling.

ALTERNATIVE FORMATS


An electronic version of the City of Perth's LGBTQIA+ Plan 2021-24 is available from www.perth.wa.gov.au. This document can be provided in alternate formats and languages upon request.

City of Perth

27 St Georges Terrace, Perth
GPO Box C120, Perth WA 6839

Telephone: (08) 9461 3333

Email: info@cityofperth.wa.gov.au





TERMINOLOGY

This document uses the acronym LGBTQIA+, which refers to lesbian, gay, bisexual, transgender, queer, intersex and asexual, with the + symbol acknowledging the diversity of gender and sexuality not otherwise captured.

See page 48 for a full glossary of terms.

Sex characteristics are biological and physiological characteristics that includes chromosomal configuration, hormonal profile, reproductive organs and secondary sex characteristics such as breasts, body hair and voice (WA Department of Health, 2019).

Intersex is an umbrella term for people with physical characteristics that are seen as different from modern medical norms about 'female' and 'male' bodies (Q Life).

Gender Identity describes someone's own understanding of who they are (e.g., woman, genderqueer, man, no gender, etc.), as distinct from their physical characteristics (Q Life).

Sexuality is a term used to describe an individual's sexual, emotional and/or romantic attraction to another person.

PHOTOGRAPHER CREDIT

Most of the photography throughout this plan is credited to Shortie Zito Photography. Perth local and proud member of the LGBTQIA+ community, Shortie is passionate about capturing the beauty and uniqueness of the people in her city and surroundings.

KAYA WANJU FROM THE LGBTQIA+ ADVISORY GROUP

'Hope will never be silent' - we all have the right to live free from discrimination, violence and stigma - we all deserve to live in a city that embraces and welcomes the many communities that call it home.

The LGBTQIA+ Advisory Group - consisting of fifteen members has worked to embrace the ideals of co-design and co-delivery in order to build consensus through what is a historic community owned partnership.

As the first of its kind within the WA local government sector, it is truly a model for all.

While it was never an accident that forming a group from such diverse fields would produce such a powerful and heartfelt response - it's rightfully one that no one should be scared of or nervous about.

We are indeed a passionate community, with many hopes and dreams. But they are ones of diversity, ones of inclusion and ultimately one of equality - ideals that can and do resonate far beyond.

We should all be proud that the City of Perth has embraced a genuine model of engagement to give action to these values in both statement, commitment and, most importantly, deliverable outcomes.

The City of Perth's LGBTQIA+ Plan is a living document with recommendations embedded within the hopes of our entire community for meaningful progress.

Its legacy should be a signal that these community relationships, and the goodwill that follows, can lead to enduring change.

We would like to acknowledge the work and commitment of all the individuals across many networks whose goodwill and faith has been instrumental in the delivery of this comprehensive plan, including the City of Perth staff and our own community members.

In the spirit of further community building, we look forward to the City of Perth embarking on a new chapter that embraces inclusion.

By doing so, Perth as the 'city of lights' is surely destined to be a place that shines brightly with the flame of equality and that of hope made real through the voices of many.

From the LGBTQIA+ Advisory Group

David Goncalves | Paul-Alain Hunt

Advisory Group elected Co-Chairs City of Perth
LGBTQIA+ Advisory Group | November 2021



L to R: Lauren Brophy (City of Perth), Hunter Gurevich, Andrew Hall, Curtis Ward, Katherine Sherrie (back), Caro Duca (front), Clint Woolly, David Goncalves, William Knox, Braden Hill, Paul-Alain Hunt, Kate Buckle, Kedy Kristal, Avery Wright, Steve Wellard, Bek Slavin (City of Perth).
Not shown: Emery Wishart, Dani Wright Toussaint, Sarah Feldman





KAYA WANJU

FROM THE LORD MAYOR

Perth has a rich and lengthy LGBTQIA+ history. It is, and has been, a meeting place for LGBTQIA+ people across the State and as the City of Perth Council, we have a role to play in protecting and enhancing the lives of those who live, work and visit our city.

I acknowledge that we are on a journey of learning and, through close collaboration with the LGBTQIA+ community, we will be more visible in our leadership towards making Perth a safer place for LGBTQIA+ people.

On behalf of the Council, we are committed to valuing the diversity of our community and ensuring the City is welcoming and inclusive for all people.

BASIL ZEMPILAS
City of Perth Lord Mayor
November 2021

FROM THE CEO

I am pleased to present the City of Perth's first LGBTQIA+ Plan.

Thank you to those who participated in consultation and learning. We have heard you, and this plan reflects your feedback and aspirations for Perth.

Most importantly, thank you to the City of Perth's LGBTQIA+ Advisory Group who have volunteered hours of their time to help us on this journey. Their dedication has been instrumental in the development of this plan. Thank you also to the internal working group for their commitment and allyship in bringing this document to life.

This three-year plan is ambitious, however it demonstrates our commitment to improving the experience of LGBTQIA+ people in the city.

We look forward to sharing the progress made with, and for, the community through this plan over the next three years.

MICHELLE REYNOLDS
City of Perth Chief Executive Officer
November 2021

CONTENTS

9	INTRODUCTION
10	CURRENT STATE
16	STRATEGIC CONTEXT
18	STAKEHOLDER ENGAGEMENT SUMMARY
20	GOVERNANCE
24	OUR ROLE
25	GUIDING PRINCIPLES
26	ACTION AREA: SAFETY
28	ACTION AREA: EDUCATION
29	ACTION AREA: HOMELESSNESS
30	ACTION AREA: HEALTHCARE
32	ACTION AREA: ORGANISATIONAL CAPABILITY
36	ACTION AREA: WELCOMING AND ACCESSIBLE SERVICES
39	ACTION AREA: VISIBILITY
44	CAPITAL CITY ADVOCACY
46	EVALUATING THE PLAN
48	GLOSSARY
50	REFERENCES



INTRODUCTION

All people have an equal right to live free from violence, discrimination and stigma. Despite making headway in the last 20 years, the LGBTQIA+ community in Australia still faces a level of discrimination that sees people unable to access the same rights and dignity afforded to the broader community.

As a marginalised group, the LGBTQIA+ community is frequently under-represented, including in government. With an estimated 3,400 residents and 22,000 daily visitors who identify as having a diverse sexual orientation, sex or gender identity, this community represents a significant part of the City of Perth fabric.

The City has an opportunity, both as a local government representing a diverse population and as a Capital City, to support the LGBTQIA+ community as well as actively advocate with and for them. We can play a role in furthering social justice, celebrating diversity and promoting inclusion.

The City of Perth's LGBTQIA+ Plan (the plan) represents an intentional and enthusiastic starting point in the journey towards improving the safety, visibility, social inclusion, health and wellbeing of the LGBTQIA+ community in the city.

Developed with input from the community across 523 engagements and in close collaboration with the City's LGBTQIA+ Advisory Group, this three-year plan includes actions in seven areas:

- Safety;
- Education;
- Homelessness;
- Healthcare;
- Organisational Capability;
- Welcoming and Accessible Services; and
- Visibility.

This plan contributes towards the City's strategic pillars:



The City is committed, through this plan and the iterations that follow, to ongoing consultation, collaboration and action with and for the LGBTQIA+ community who visit, live and work in Perth.

CURRENT STATE

SIGNIFICANT MILESTONES IN THE FIGHT FOR LGBTQIA+ EQUALITY IN WA

1971

One of Australia's first gay rights activist groups, Campaign Against Moral Persecution (CAMP), established.

1973

Australian Medical Association removes homosexuality from its list of illnesses and disorders.

1975

Connections Nightclub opens and eventually becomes the longest running LGBTQIA+ nightclub in the southern hemisphere.

1983

AIDS Council forms in WA following the first recorded Australian death from HIV/AIDS.

1984

Sex Discrimination Act 1984 passes which prohibits discrimination based on sex, marital or relationship status, sexual orientation, gender identity and intersex status, among other things.

1989

First march for rights held, with the "89ers" marching to the steps of Parliament House.

1990

WA decriminalises consensual sex between two males.

1997

Giz Watson, first openly out lesbian parliamentarian elected to WA Legislative Council.

1998

Brian Grieg, first openly out LGBTQIA+ Federal Senator, representing Western Australia.

2002

Acts Amendment (Lesbian and Gay Law Reform) Act 2002 passes in WA, the first significant passage of legislation protecting and supporting the rights of LGBTQIA+ people in WA.

2008

WA abolishes the gay panic defence.

2011

Federal Government passes passport legislation allowing for an 'x' gender option, and the ability for transgender people to select their gender without medical intervention.

2013

Federal Government legislates an amendment to the Sex Discrimination Act making it unlawful to discriminate against lesbian, gay, bisexual, transgender and intersex people. Religious schools and hospitals are exempt.

2017

Australia votes 'yes' to make same-sex marriage legal, with 61.6% in favour. 71.5% of the Perth Federal Electorate votes 'yes'.

2018

WA passes a bill expunging historical homosexual convictions. Premier Mark McGowan formally apologises to the LGBTQIA+ community for the anti-homosexuality laws of the past.

2021

City of Perth establishes LGBTQIA+ Advisory Group, the first of its kind at local government level in WA.



STAIR

KRIS
ARTIST/DESIGNER
THE ZYM

Drawn Binary
Kris Fenato

Vinyl Stickers - \$5 <small>(various quantities available)</small>	Pinback Buttons - \$5 <small>Small Size - \$5 Big Size - \$8</small>
Enamel Pins - \$5 <small>(various designs available)</small>	Hand Flags - \$5
Prints - \$5 <small>A5 size - \$5 A3 or smaller - \$5</small>	Headbands - \$5





LGBTQIA+ COMMUNITY

IN AUSTRALIA AND WESTERN AUSTRALIA

UP TO

11 IN 100 Australians

MAY HAVE A DIVERSE SEXUAL ORIENTATION,
SEX OR GENDER IDENTITY ¹

1.7%

OF CHILDREN BORN IN
AUSTRALIA ARE ESTIMATED
TO BE INTERSEX ²

¹ Department of Health 2012

² Intersex Human Rights Australia 2019

³ Hillier et al. 2010

⁴ National LGBTI Health Alliance 2020

⁵ Strauss et al. 2017

⁶ LGBTQ DV Awareness Foundation 2021

MENTAL HEALTH CHALLENGES

LGBTQIA+ people may experience homophobic and transphobic discrimination, harassment and abuse which results in poorer mental health outcomes compared to the general population.

6 IN 10

YOUNG LGBT PEOPLE EXPERIENCE VERBAL HOMOPHOBIC ABUSE ³

2 IN 10

YOUNG LGBT PEOPLE EXPERIENCE PHYSICAL HOMOPHOBIC ABUSE ³

YOUNG LGBTI PEOPLE ARE

5 times more likely

TO ATTEMPT SUICIDE THAN THE GENERAL POPULATION ⁴

74%

OF TRANS AND GENDER DIVERSE PEOPLE AGED 14 TO 25 HAVE BEEN DIAGNOSED WITH DEPRESSION IN THEIR LIFETIME ⁵

60%

OF LGBTQ PEOPLE HAVE EXPERIENCED DOMESTIC OR FAMILY VIOLENCE ⁶



IN THE CITY OF PERTH

3,400 residents

ARE ESTIMATED TO HAVE A DIVERSE SEXUAL ORIENTATION, SEX OR GENDER IDENTITY ¹²

22,000 daily visitors

ARE ESTIMATED TO HAVE A DIVERSE SEXUAL ORIENTATION, SEX OR GENDER IDENTITY ¹³

520 residents

ARE ESTIMATED TO BE INTERSEX ²⁴

¹ Department of Health 2012

² Australian Bureau of Statistics 2020

³ City of Perth WiFi sensors 2021

⁴ Intersex Human Rights Australia 2019

STAKEHOLDER CONSULTATION WELLBEING INDICATORS

Through community and staff consultation, we've identified the following results which will be benchmarks to help evaluate the impact of this plan.

54%

OF COMMUNITY RESPONDENTS BELIEVE PERTH IS AN ACCEPTING ENVIRONMENT FOR LGBTQIA+ PEOPLE

41%

OF COMMUNITY RESPONDENTS HAVE EXPERIENCED DISCRIMINATION OR HARASSMENT BECAUSE OF THEIR ACTUAL OR PERCEIVED LGBTQIA+ DIVERSITY (LAST 12 MONTHS)

49%

OF COMMUNITY RESPONDENTS HAVE FEARED FOR THEIR SAFETY BECAUSE OF THEIR ACTUAL OR PERCEIVED LGBTQIA+ DIVERSITY

73%

OF COMMUNITY RESPONDENTS BELIEVE DISCRIMINATION OR HARASSMENT IS LIKELY

67%

OF STAFF RESPONDENTS BELIEVE THE CITY OF PERTH ORGANISATION IS ACCEPTING FOR LGBTQIA+ PEOPLE

61%

OF STAFF RESPONDENTS BELIEVE THE CITY OF PERTH IS A SAFE ORGANISATION FOR LGBTQIA+ PEOPLE

46%

OF COMMUNITY RESPONDENTS ARE 'UNCERTAIN' IF THE CITY OF PERTH IS A SAFE PLACE FOR LGBTQIA+ PEOPLE

23%

OF STAFF RESPONDENTS BELIEVE DISCRIMINATION OR HARASSMENT BASED ON LGBTQIA+ DIVERSITY IS LIKELY WITHIN THE CITY OF PERTH ORGANISATION

STRATEGIC CONTEXT

EQUITY, DIVERSITY AND INCLUSION FRAMEWORK

In July 2021, the City of Perth developed an Equity, Diversity and Inclusion Framework. The framework provides an overarching set of principles to guide all aspects of the organisation to ensure social justice is at the core of everything we do. The framework is underpinned by existing and future plans, including this LGBTQIA+ plan.

The LGBTQIA+ Plan actively delivers on the five principles of the framework. The existence of this plan addresses barriers to equitable participation (4) and actively embraces and celebrates the diversity of the LGBTQIA+ community (1). It was developed following community consultation (2) that will continue throughout its implementation. Through this consultation, the community identified additional principles specific to this plan (pg 25) and intersectionality (3) and leadership (5) were considered of such high importance they are also captured there.

EQUITY, DIVERSITY AND INCLUSION FRAMEWORK

PRINCIPLE 1 Actively embrace & celebrate diversity

PRINCIPLE 2 Engage in meaningful community consultation

PRINCIPLE 3 Address intersectionality

PRINCIPLE 4 Foster fair & equitable participation

PRINCIPLE 5 Model strong leadership & representation

Access &
Inclusion Plan

Reconciliation
Action Plan

LGBTQIA+
Plan

Equal
Employment
Opportunity
Management
Plan



WHERE ARE WE NOW?

The City of Perth has a rich history as the home of events and venues that celebrate LGBTQIA+ social life including most notably:

- Pride WA's Pride Parade
- Perth Festival
- Fringe Festival
- Connections Nightclub
- The Court

The City has been a supporter of Pride Parade since 1999, more recently also lighting up Council House in rainbow colours and flying the Pride flag in recognition of Pride Month.

In addition, the City of Perth Library has a collection of LGBTQIA+ labelled books throughout the facility and curates displays to celebrate Pride Month.

The City of Perth is on a journey of acknowledging, supporting and addressing the rights of the LGBTQIA+ community and it is through this plan that significant progress will be made.

STAKEHOLDER ENGAGEMENT SUMMARY

Between March and April 2021, the City conducted community consultation to benchmark experiences of LGBTQIA+ people in Perth and gather data to identify its role in acknowledging, supporting and addressing the rights of the LGBTQIA+ community. To learn more, refer to the Stakeholder Engagement Outcomes Report available on the City of Perth website.

ENGAGEMENTS UNDERTAKEN

3	LGBTQIA+ Advisory Group meetings
2	Community and organisation workshops
1	Internal working group workshop
1	Community questionnaire
1	Staff questionnaire

The draft plan was available for community review during August 2021 with 48 comments received. This final plan reflects the outcomes of that review.

WHO WAS ENGAGED

15	LGBTQIA+ Advisory Group members
30	Community and organisation members
16	Internal working group members
359	Community questionnaire respondents
103	Staff questionnaire respondents
523	Total engagements



GOVERNANCE

INTERNATIONAL HUMAN RIGHTS

Failure to uphold the human rights of LGBTQIA+ people and protect them against abuses such as violence and discriminatory laws and practices, constitute serious violations of international human rights law and have a far-reaching impact on society.¹

It's important to recognise the role the actions in this plan play in the global plight of humanity, including how they relate to the United Nation's 17 Sustainability Development Goals.




End poverty in all its forms everywhere. [Target 1.2]



Ensure healthy lives and promote well-being for all at all ages. [Target 3.3, 3.7]



Ensure inclusive and equitable quality education and promote lifelong learning opportunities for all. [Target 4.5, 4.a]



Promote sustained, inclusive and sustainable economic growth, full and productive employment and decent work for all. [Target 8.8]



Reduce inequality within and among countries. [Target 10.2, 10.3, 10.4]



Make cities and human settlements inclusive, safe, resilient and sustainable. [Target 11.1, 11.7]



Promote peaceful and inclusive societies for sustainable development, provide access to justice for all and build effective, accountable and inclusive institutions at all levels. [Target 16.1, 16.6, 16.7]

¹ United Nations Human Rights Office of the High Commissioner 2015



RELEVANT LEGISLATION

- Australian Human Rights Commission Act 1986 (Cth)
- Sex Discrimination Act 1984 (Cth)
- Equal Opportunity Act 1984
- Acts Amendment (Lesbian and Gay Law Reform) Act 2002 (WA)

INTERNAL LGBTQIA+ WORKING GROUP

The Internal LGBTQIA+ Working Group consists of 20 City of Perth staff members across the organisation. The Group's purpose is to assist with the development and implementation of the plan, to champion the project and to set an example as LGBTQIA+ allies.

LGBTQIA+ ADVISORY GROUP

The City of Perth's LGBTQIA+ Advisory Group, which was formed in February 2021, includes 15 members representing a broad-cross section of the LGBTQIA+ community and bringing intersectional expertise from the perspectives of older people, youth, homelessness, Aboriginal and Torres Strait Islander people, culturally and linguistically diverse and disability sectors.

The group have been instrumental in representing the community and guiding the City in the development of this plan.

Avery Wright
Braden Hill
Caro Duca
Clint Woolly
Curtis Ward
David Goncalves
Hunter Gurevich (proxy Emery Wishart)
Kate Buckle
Katherine Sherrie
Kedy Kristal
Paul-Alain Hunt
Perth Inner City Youth Service (PICYS) represented by
Dani Wright Toussaint and Andrew Hall (shared seat)
Sarah Feldman
Steve Wellard
William Knox





OUR ROLE

The City of Perth Act 2016 defines the responsibility the City has in representing the broader Perth area and the State of Western Australia on both a national and international level.

Through this plan, we undertake multiple roles:



FACILITATOR

We facilitate others to deliver services and programs to the community.



SERVICE PROVIDER

We play a lead role in delivering services and programs directly to the community.



PARTNER

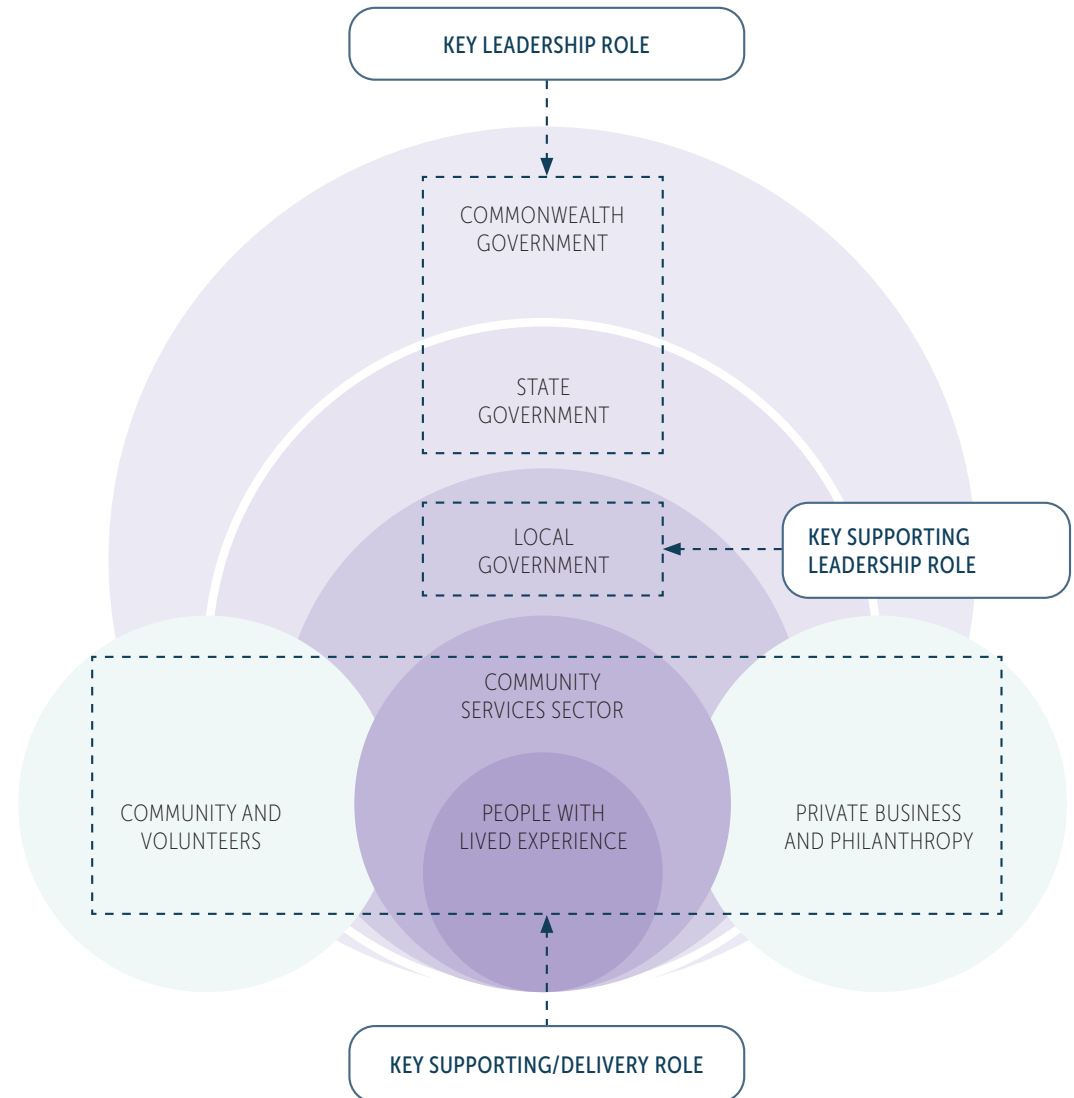
We build partnerships with others to assist in the delivery of services and programs to the community.

Page 44 outlines the positions the community have identified as priorities and addresses the City's role of:



ADVOCATE

We advocate on behalf of the community to influence the delivery of services and programs to meet the needs of the community.



GUIDING PRINCIPLES

RECOGNISING INTERSECTIONALITY

Intersectionality recognises that people with layered identities can experience compounding discrimination. The experiences of LGBTQIA+ people who are also BIPOC (Black, Indigenous and People of Colour), living with a disability, seniors or youth can be markedly different to that of the general LGBTQIA+ population and of course the wider population.

The actions in this plan need to address intersections in the LGBTQIA+ experience and speak to other plans designed to foster equity, such as the Access and Inclusion Plan and the Reconciliation Action Plan.

CREATING SAFE SPACES

Celebration and visibility are valuable to the LGBTQIA+ community however, they have indicated that there are important systemic improvements that also need to happen to make Perth a safer place for them. This plan focuses on increasing safety through action.

DELIVERING THROUGH CO-DESIGN

The community would like to see LGBTQIA+ organisations be supported to a greater degree and see the role and responsibility of the City of Perth in assisting with capacity building and facilitating growth and development in these organisations.

CAPITAL CITY LEADERSHIP

The City of Perth, as a Capital City, can demonstrate strong leadership to encourage other local governments to act so that the positive steps the City is taking are demonstrated across the broader metropolitan area. The community is seeking increased collaboration between local and state government, with the City of Perth leading best practice and providing strong advocacy in the appropriate areas.

1

ACTION AREA: SAFETY

These actions work to ensure LGBTQIA+ people, and the wider community, feel safe living, visiting, studying and working in the City of Perth. We strive for physical and mental safety both in the public realm and online. A feeling of safety is crucial to allowing people to be themselves, fostering belonging and creating an environment where people can thrive.



ACTION



EXPECTED TIMEFRAME

21/22 22/23 23/24



SUCCESS MEASURE



RELATED ACTION AREAS

ACTION		EXPECTED TIMEFRAME			SUCCESS MEASURE	RELATED ACTION AREAS
		21/22	22/23	23/24		
1	Train security and law enforcement to be allies to the LGBTQIA+ community, ensuring they're visibly identifiable.					
1.1	City of Perth Safe City Officers and Rangers to complete trans awareness training to gain a greater understanding of the safety concerns of transgender and gender diverse people.	X	X	X	100% completion of trans awareness training by Safe City Officers and Rangers.	Education Visibility
1.2	City of Perth Safe City Officers and Rangers to be visibly marked as allies, where appropriate, following ally and trans awareness training.		X	X	Safe City Officers and Rangers visibly marked as allies following training.	
2	Increase the number of public all gender bathrooms in the City of Perth.					
2.1	Investigate opportunities to provide all gender bathrooms and change facilities in City of Perth owned and operated venues.		X	X	All gender bathrooms included in planned upgrades.	Welcoming and Accessible Services
2.2	Include the provision of all gender bathrooms and change facilities when updating the Public Toilet Plan.		X	X	Public Toilet Plan reviewed and updated.	

**ACTION AREA: SAFETY
CONTINUED**



ACTION



EXPECTED TIMEFRAME
21/22 22/23 23/24



SUCCESS MEASURE



RELATED ACTION AREAS

2.3	Investigate opportunities to encourage inclusion of all gender bathrooms in developments through the new Local Planning Scheme No. 3.		X		Local planning policies and schemes reviewed and updated.	Welcoming and Accessible Services
3	Understand and act on incidents of discrimination and harassment within City of Perth boundary to make the City a safer place for LGBTQIA+ people.					
3.1	Review and update the complaints process and employee education to provide clear internal direction (and potentially investigation and resolution procedures) for the City to follow if someone experiences LGBTQIA+ related discrimination, harassment and/or assault in the City of Perth.	X			Complaints process reviewed and updated. Customer Experience staff trained in process.	
3.2	Provide and promote information to support the community in reporting LGBTQIA+ related discrimination, harassment and/or assault, including information on reporting to the City of Perth, Human Rights Commission, Equal Opportunity Commission of WA or Police where appropriate – as well as information on surrounding support services.	X	X	X	Information available online and promoted in public realm.	
3.3	Commence investigating and undertaking capacity building with the businesses/organisations identified to the City through the process developed in Action 3.1.		X	X	Complaints are directed to the appropriate third-party agency or dealt with internally as appropriate.	Welcoming and Accessible Services

2

ACTION AREA: EDUCATION

These actions provide formal and informal education to various groups in the community through the sharing of information digitally and physically.



ACTION

EXPECTED TIMEFRAME

21/22 22/23 23/24

SUCCESS MEASURE

RELATED ACTION AREAS

ACTION	21/22	22/23	23/24	SUCCESS MEASURE	RELATED ACTION AREAS
4					
Provide LGBTQIA+ educational resources for the community to help the public understand how they can be allies, and assist the LGBTQIA+ community with accessing services.					
4.1		X	X	Capacity building initiatives delivered, as determined.	Welcoming and Accessible Services
4.2	X	X	X	Printed resource developed and distributed.	
4.3		X	X	Multilingual resource/s developed based on community need.	Welcoming and Accessible Services
4.4		X	X	Delivery of session/s and training to community.	
5					
Develop a Communications Plan to support the implementation of the LGBTQIA+ Plan, raising awareness of the needs of the LGBTQIA+ community by sharing details of the initiatives the City is undertaking.	X	X	X	Communications Plan developed and delivered.	Visibility

3

ACTION AREA: HOMELESSNESS

'Homelessness' is defined as anyone with unstable housing including primary, secondary and tertiary homelessness. These actions recognise at-risk groups including youth, seniors and trans and gender diverse people and acknowledge the underlying drivers of LGBTQIA+ homelessness such as parental support and intimate partner and family violence.



ACTION



EXPECTED TIMEFRAME

21/22	22/23	23/24
-------	-------	-------



SUCCESS MEASURE



RELATED ACTION AREAS

6	Incorporate existing research on lived experiences and engagement with LGBTQIA+ people experiencing homelessness into any future City of Perth plans responding to community needs related to homelessness including the implementation of the Rough Sleeper Plan.	X	X	X	Lived experiences and engagement with LGBTQIA+ people incorporated into homelessness plans and implementation.	
7	Investigate and advocate to mobile homeless healthcare services to ensure LGBTQIA+ and sexual healthcare education and services are incorporated into existing services.	X			Conversation had with healthcare services.	Healthcare

4

ACTION AREA: HEALTHCARE

These actions address mental health, sexual health (including STIs, HIV, fertility and family planning services) and social wellbeing and connectedness. They also acknowledge the unique needs of trans and gender diverse people and intersex people.



ACTION



EXPECTED TIMEFRAME

21/22 22/23 23/24



SUCCESS MEASURE



RELATED ACTION AREAS

		21/22	22/23	23/24		
8	Promote Grants and Sponsorship program to LGBTQIA+ community groups and service providers to assist them with delivering inclusive, welcoming and targeted LGBTQIA+ lifestyle programming, community support groups and check in services.	X	X	X	Grants and Sponsorship program promoted to LGBTQIA+ community groups.	Welcoming and Accessible Services
9	Consider how to support sexual health providers in delivering sexual health services in the city as part of the Public Health and Wellbeing Plan.		X	X	Meetings held with sexual health providers.	Homelessness
10	City of Perth Safe City Officers and Rangers to complete suicide prevention, mental health and substance abuse awareness training that includes an LGBTQIA+ focus.		X	X	100% completion of training by Safe City officers and Rangers.	Safety



5

ACTION AREA: ORGANISATIONAL CAPABILITY

These actions establish inclusive and supportive policies and governance, spearheaded by strong leadership at all levels.



ACTION



EXPECTED TIMEFRAME

21/22 22/23 23/24



SUCCESS MEASURE



RELATED ACTION AREAS

ACTION		EXPECTED TIMEFRAME			SUCCESS MEASURE	RELATED ACTION AREAS
		21/22	22/23	23/24		
11	Conduct regular engagement with LGBTQIA+ stakeholders and community to ensure the City of Perth continues to meet the expectations of the community.					
11.1	Continue to engage the LGBTQIA+ Advisory Group or similar to monitor the implementation of the LGBTQIA+ Plan and expand the scope to advise on more City projects, as appropriate.	X	X	X	Advisory Group or similar, meeting quarterly at a minimum.	
11.2	Incorporate LGBTQIA+ engagement in the City's Stakeholder Engagement Framework to ensure LGBTQIA+ voices are represented in all City projects.	X			LGBTQIA+ engagement added to Stakeholder Engagement Framework.	
12	All City employees to complete mandatory LGBTQIA+ ally training.					
12.1	Frontline staff, Human Resources (HR), Managerial Leadership Team (MLT) and Executive Leadership Team (ELT) to complete mandatory LGBTQIA+ ally training workshop with a refresher every two years.	X	X	X	95% completion of training workshop by frontline staff, HR, MLT and ELT.	Education

ACTION AREA: ORGANISATIONAL CAPABILITY CONTINUED



ACTION



EXPECTED TIMEFRAME

21/22	22/23	23/24
-------	-------	-------



SUCCESS MEASURE



RELATED ACTION AREAS

12.2	Develop a module on City Learn for new and existing employees which covers diversity and inclusion, LGBTQIA+ ally training and highlights the City's commitment to the LGBTQIA+ community through relevant policies and procedures to contribute to a safe working environment.	X	X		Module developed and incorporated into induction.	Education
12.3	All staff to complete mandatory online module as developed in Action 12.2, with a refresher every two years.	X	X	X	90% completion of online training by staff.	Education
12.4	All customer facing City volunteers to complete LGBTQIA+ ally training workshop.		X	X	95% completion of training workshop by customer facing City volunteers.	Education
13	All Elected Members and Committee Members to complete mandatory LGBTQIA+ ally training.					
13.1	Current Elected Members and Committee Members to complete LGBTQIA+ ally training workshop.	X			100% completion of training workshop by current Elected Members and Committee Members.	Education

ACTION AREA: ORGANISATIONAL CAPABILITY CONTINUED



ACTION



EXPECTED TIMEFRAME

21/22	22/23	23/24
-------	-------	-------



SUCCESS MEASURE



RELATED ACTION AREAS

13.2	New Elected Members and Committee Members to complete ally training workshop as part of induction which also highlights the City's commitment to the LGBTQIA+ community through relevant policies and procedures to contribute to a safe working environment.	X		X	100% completion of training workshop by new Elected Members and Committee Members.	Education
14	Update Elected Member, Committee Member and Candidate Code of Conduct when next reviewed to specifically reference zero tolerance of homophobia and transphobia and embed as enforceable provision of the Code.			X	Code of Conduct updated.	
15	Update Officer Code of Conduct to specifically reference zero tolerance of homophobia and transphobia, with clear course of action for breach of Code.	X			Code of Conduct updated.	
16	Increase LGBTQIA+ diversity within City of Perth workforce.					
16.1	Proactively encourage both internal and external applications from LGBTQIA+ people and promote the City of Perth as a safe place to work.		X	X	Recruitment information reviewed and updated.	
16.2	Appoint an LGBTQIA+ champion (and senior management sponsor), preferably with lived experience, at depot, Council House and community facilities.			X	LGBTQIA+ champions appointed and promoted to staff.	

ACTION AREA: ORGANISATIONAL CAPABILITY CONTINUED



ACTION



EXPECTED TIMEFRAME

21/22	22/23	23/24
-------	-------	-------



SUCCESS MEASURE



RELATED ACTION AREAS

		21/22	22/23	23/24		
17	Engage with a support, accreditation or ranking program for LGBTQIA+ workplace inclusion and achieve benchmark standard using local organisations for support.		X	X	Organisation submission made.	
18	Review and update policy and diversity practices for LGBTQIA+ inclusion.	X	X	X	All policies reviewed and updated as required.	Welcoming and Accessible Services
19	Review grievance policy and process, including support systems for affected employees to be LGBTQIA+ inclusive.	X	X	X	Grievance policy and process reviewed and updated.	Welcoming and Accessible Services
20	Review and update policies, processes and practices for trans and gender diverse inclusion.		X	X	Policies, processes and practices reviewed and updated.	Welcoming and Accessible Services
21	Review all customer facing and staff interactions to ensure they're LGBTQIA+ inclusive.					
21.1	Review all Customer Experience platforms, policies and formats to ensure inclusive language and practices.	X	X		Customer Experience platforms, policies and formats reviewed and updated.	Welcoming and Accessible Services
21.2	Review internal and external facing forms and IT systems to allow non-binary gender options or remove gender questions altogether when not necessary.	X	X		Internal and external, paper and online forms are updated.	Welcoming and Accessible Services

6

ACTION AREA: WELCOMING AND ACCESSIBLE SERVICES

These actions refer to facilities, infrastructure, spaces, events, venues etc. that are informed by the users and inclusive by default. They aim to ensure visitors bear no physical, financial or psychological cost or barrier in accessing them.



ACTION



EXPECTED TIMEFRAME

21/22 22/23 23/24







SUCCESS MEASURE



RELATED ACTION AREAS

ACTION	EXPECTED TIMEFRAME			SUCCESS MEASURE	RELATED ACTION AREAS
	21/22	22/23	23/24		
<p>Support LGBTQIA+ organisations through the Grants and Sponsorships program to deliver more intersectional and inclusive services for the community, including but not limited to:</p> <ul style="list-style-type: none"> • Events • Support services • Safe, all-ages spaces • Sporting programs • Scholarships and mentor programs • Small businesses • Health services • Pride Month specific activities 					
22.1		X	X	Grants and Sponsorships program reviewed and updated.	
22.2	X	X	X	Grants and Sponsorships program promoted to LGBTQIA+ groups.	Visibility

ACTION AREA: WELCOMING AND ACCESSIBLE SERVICES CONTINUED

					
ACTION	EXPECTED TIMEFRAME			SUCCESS MEASURE	RELATED ACTION AREAS
	21/22	22/23	23/24		
23	Capacity building information provided to event and sporting club applicants to encourage them to deliver LGBTQIA+ inclusive events.			Inclusivity information developed and provided.	Safety
24	Review City of Perth services to ensure LGBTQIA+ inclusion in operations and programming.				
24.1	Review the Childcare Centre program to ensure LGBTQIA+ inclusive language is used.			Childcare Centre program reviewed and updated.	
24.2	Partner with community organisations to incorporate LGBTQIA+ programming (e.g. education, speakers, workshops, displays for significant occasions) into the City of Perth Library, including for seniors and youth.			LGBTQIA+ programming incorporated into Library.	
24.3	X	X	X	Collection Management Plan reviewed and updated.	

ACTION AREA: WELCOMING AND ACCESSIBLE SERVICES CONTINUED



ACTION



EXPECTED TIMEFRAME

21/22	22/23	23/24
-------	-------	-------



SUCCESS MEASURE



RELATED ACTION AREAS

24.4	Partner with community organisations to deliver seniors programming from Citiplace and Town Hall that includes LGBTQIA+ content.		X	X	Citiplace and Town Hall includes LGBTQIA+ programming for seniors.	
25	Signal Perth as an LGBTQIA+ inclusive destination to new visitors by working with Inner-City councils, Destination Perth, Tourism WA and Transperth to distribute existing printed material (Action 4.2) and investigate signage for tourism outlets, visitor centres and transport hubs.		X	X	Printed resource distributed at key locations and signage investigated with key stakeholders.	Safety Visibility
26	Include the LGBTQIA+ community's need for services and safe, all-ages spaces in the City's relevant plans, strategies and frameworks, along with the needs of other cohorts in the equity, diversity and inclusion portfolio.		X	X	LGBTQIA+ needs documented and considered for relevant frameworks and plans.	Safety Healthcare Visibility
27	Investigate a Community Hub, as part of the Community Infrastructure Plan, to provide for the centralisation of services specific for the LGBTQIA+ community.		X	X	Community Hub investigated, and business case prepared if required.	Safety Healthcare Visibility
28	Provide information about LGBTQIA+ services, organisations, events etc. via the City of Perth website.	X	X	X	Information available on website.	Education Healthcare Visibility

7 ACTION AREA: VISIBILITY

These actions celebrate LGBTQIA+ culture by sharing history, achievements and stories from the community and within the City of Perth organisation.



ACTION



EXPECTED TIMEFRAME

21/22 22/23 23/24



SUCCESS MEASURE



RELATED ACTION AREAS

ACTION		EXPECTED TIMEFRAME			SUCCESS MEASURE	RELATED ACTION AREAS
		21/22	22/23	23/24		
29	Add rainbow visibility to City of Perth owned venues and services to signal LGBTQIA+ friendly and safe spaces.					
29.1	Add rainbow signage to City of Perth managed facilities and venues.		X		Rainbow signage added to facilities and venues.	Welcoming and Accessible Services
29.2	Raise the pride flag outside Council House permanently in place of one of the City of Perth flags.	X	X	X	Pride flag raised permanently.	Welcoming and Accessible Services
30	Actively celebrate times of significance internally and externally. Celebrate days of significance where feasible by raising the relevant flag (pride, trans or intersex), lighting up the building and supporting with internal and external communications: Trans Day of Visibility (31 Mar); Lesbian Visibility Day (26 Apr); International Day Against Homophobia, Biphobia (17 May); Non-Binary People's Day (14 July); Wear it Purple Day (27 Aug); Bisexual Visibility Day (23 Sept); Asexual Awareness Week (25 Oct); Intersex Awareness Day (26 Oct); Pride Month (Nov) and LGBTQIA+ Advisory Group meetings (various – pride flag only).	X	X	X	Days of significance recognised with flag and building lights and promoted internally and externally.	Education

**ACTION AREA: VISIBILITY
CONTINUED**



ACTION



EXPECTED TIMEFRAME
21/22 22/23 23/24



SUCCESS MEASURE



**RELATED
ACTION AREAS**

31 Actively celebrate Pride month in November.

31.1	Work closely with Pride WA to build capacity and celebrate the diversity of the LGBTQIA+ community.		X	X	Discussions had with Pride WA.	
31.2	Facilitate and support an event for LGBTQIA+ elders to acknowledge history in Perth.		X	X	Event delivered.	Education
31.3	Facilitate and support the installation of temporary rainbow signage, artwork, decals, bunting, park benches etc. to visibly mark the occasion in Perth.		X	X	Temporary installations delivered.	
31.4	City staff provided the opportunity to participate in the Pride Parade through a City of Perth contingent.	X	X	X	Staff participation in Parade.	

32 Profile and celebrate LGBTQIA+ individuals within the City of Perth and in the community, community groups, services and businesses.

32.1	Include Diversity and Inclusion champion as award category in any award and recognition program.	X	X	X	Diversity and Inclusion champion award added.	
------	--	---	---	---	---	--

**ACTION AREA: VISIBILITY
CONTINUED**



ACTION



EXPECTED TIMEFRAME
21/22 22/23 23/24



SUCCESS MEASURE



**RELATED
ACTION AREAS**

32.2	Use City of Perth website, social channels and owned outdoor placements to share stories of the LGBTQIA+ community, including during LGBTQIA+ history month (October).		X	X	LGBTQIA+ stories shared through owned channels.	Education
32.3	Include LGBTQIA+ content in Untold Stories of Perth podcast series.	X	X	X	LGBTQIA+ stories included in podcast series.	Education
33	Increase the amount of LGBTQIA+ art, culture and history across the City.					
33.1	Consider the inclusion of LGBTQIA+ artist representation as part of the ongoing cultural collections service review.	X	X	X	Considered as part of ongoing cultural collections service review.	
33.2	Ensure the review of the Commemorative Works Policy supports opportunities for the recognition of diverse communities and events, including those of the LGBTQIA+ community.	X	X	X	Commemorative Works Policy is reviewed and updated.	Education
33.3	Investigate a location for a commemorative work to acknowledge and celebrate LGBTQIA+ history, icons, organisations and/or events in Perth.		X		Location for commemorative work investigated.	Education

**ACTION AREA: VISIBILITY
CONTINUED**



ACTION



EXPECTED TIMEFRAME
21/22 22/23 23/24



SUCCESS MEASURE



**RELATED
ACTION AREAS**

33.4	Actively seek out performances by LGBTQIA+ artists for events hosted by the City of Perth.	X	X	X	LGBTQIA+ database considered when seeking performers.	
33.5	Support and facilitate inclusion of LGBTQIA+ history in Heritage Perth Weekend events.		X	X	LGBTQIA+ history included in Heritage Perth Weekend.	Education
33.6	Advocate for Perth Museum and WA Museum Boola Bardip to include LGBTQIA+ history.		X	X	Discuss inclusion of LGBTQIA+ history at museums.	Education
33.7	Acknowledge and document Perth's LGBTQIA+ history on the City of Perth website.		X		Website updated to include LGBTQIA+ history.	Education
33.8	Co-develop a self-guided walking tour which outlines key milestones and areas of significance in the journey to recognition and equality for LGBTQIA+ people in Perth.		X	X	Self-guided walking tour launched.	Education

**ACTION AREA: VISIBILITY
CONTINUED**



ACTION



EXPECTED TIMEFRAME
21/22 22/23 23/24



SUCCESS MEASURE



**RELATED
ACTION AREAS**

34	Marketing, website, digital channels, photography etc. inclusive of LGBTQIA+ people				
34.1	Commission photographer to create library of images for the City's use that reflects the diversity of Perth's LGBTQIA+ community.		X	Photography added to library and used in marketing.	
34.2	Audit City of Perth and Visit Perth websites for inclusive language and photography.		X	Websites reviewed and updated.	

CAPITAL CITY ADVOCACY

The City of Perth will use its leadership as a Capital City to advocate with the community on these priority positions.

POSITION	THE ASK	ACTION AREA/S
Security and law enforcement to be trained allies to the LGBTQIA+ community.	<ul style="list-style-type: none"> - Police Officers and Transit Guards to complete LGBTQIA+ ally training and trans awareness training. - Discussion around appropriateness of marking willing Officers and Transit Guards as safe 'allies'. - The appointment of a LGBTQIA+ liaison officer at Perth Police Station and lock up. 	Safety Education Visibility
Increase the number of public all gender bathrooms in the City of Perth.	<ul style="list-style-type: none"> - Amend the building code related to bathrooms to increase accessibility to all people and genders. 	Safety Homelessness Welcoming and Accessible Services





POSITION	THE ASK	ACTION AREA/S
<p>Support LGBTQIA+ friendly/LGBTQIA+ specific homelessness services.</p>	<ul style="list-style-type: none"> - Build on existing research into the needs and experiences of LGBTQIA+ people in Perth who are experiencing homelessness. - Increase the capacity of community organisations who deliver support services to the families of LGBTQIA+ people, with the aim of reducing the instance of youth homelessness in the LGBTQIA+ community. - Provide recurrent funding and build the capacity of homelessness service providers that operate in the City to have LGBTQIA+ inclusive policies, practices and guidelines, and trained personnel. Focusing particularly on services for LGBTQIA+ youth, seniors, Aboriginal and Torres Strait Islander people and CaLD communities. - LGBTQIA+ friendly homelessness services to be located in the inner-city. - Delivery of LGBTQIA+ inclusive crisis accommodation and refuges to meet the immediate needs of all LGBTQIA+ people experiencing homelessness, including younger and older people. - Delivery in line with the National LGBTI Housing and Homelessness Practice Guide 2020. 	<p>Homelessness Welcoming and Accessible Services</p>
<p>Healthcare services that are LGBTQIA+ inclusive, provide bodily autonomy and are sensitive to the unique needs of intersex and trans and gender people.</p>	<ul style="list-style-type: none"> - Stop unnecessary medical interventions on intersex people of all ages, especially those unable to consent. - Delivery of the "WA LGBTI strategy 2019-2024". 	<p>Healthcare</p>
<p>Incorporate social outcomes in relevant legislation that are applicable to major developments (including how the project will improve LGBTQIA+ indicators).</p>	<ul style="list-style-type: none"> - Incorporate social outcomes in relevant legislation that are applicable to major developments (including how the project will improve LGBTQIA+ indicators). 	<p>Welcoming and Accessible Services</p>

EVALUATING THE PLAN

The LGBTQIA+ Plan will be reviewed and evaluated through:

Quarterly meetings of the Internal LGBTQIA+ Working Group

Bi-annual progress reports to the LGBTQIA+ Advisory Group or similar

Bi-annual progress reports to the Executive Leadership Team

Annual status reports for the community through the City's Annual Report

Annual online questionnaires for community and staff to track progress against 2021 perception and experience benchmarks

Annual review to reflect progress and changing circumstances, as agreed by the LGBTQIA+ Internal Working Group and Advisory Group

Tracking the delivery of individual action items against the progress of the overall plan

Tracking the progress towards achieving LGBTQIA+ accreditation or ranking

Full review after three years

PRIDEWALK



GLOSSARY

Language is constantly evolving and frequently contested. The below definitions are not definitive nor is it an exhaustive list of terms. The City of Perth supports the right of people to identify their sexual orientation, gender identity or intersex status as they choose.

ALLY

An ally is a friend and active supporter of the LGBTQIA+ community. Someone outside of the community can be an ally and members within the community can be allies to each other.

ASEXUAL

A sexual orientation where a person experiences little to no sexual attraction, although can experience romantic attraction.

BISEXUAL

Someone of any gender who is sexually, emotionally or romantically attracted to people from more than one gender. Some people of this description prefer the terms 'queer' or 'pansexual'.

CISGENDER

People whose internal gender identity matches the sex they were assigned at birth. Cisnormative is the assumption that everyone is cisgendered and erases the existence of transgender and gender diverse people.

GAY

Typically, someone who self-identifies as a man and is primarily sexually, emotionally or romantically attracted to other people who identify as men. Some men use other terms to describe their attractions and people of other genders also choose to use this term.

GENDER AFFIRMATION / SEX AFFIRMATION / TRANSITION

The process a trans or gender diverse person may undertake to live as their defined gender identity. It involves socially, physically and/or legally changing their gender and/or sex. It could include changing names, using different pronouns, presenting differently through clothing or hairstyles etc. But it may also involve physically changing one's body through hormonal therapies, surgeries or cosmetic procedures and/or changing the legal sex markers on official documents like birth certificates, passports and licenses.

GENDER IDENTITY

A term to describes someone's own understanding of who they are (e.g., woman, genderqueer, man, no gender, etc.), as distinct from their physical characteristics¹.

GENDER QUEER / NON-BINARY

Terms used to describe a gender identity that doesn't conform to the traditional male-female gender binary. This can include people who are gender fluid, identify as more than one gender, identify as being without a gender (agender), or something else entirely.

HETERONORMATIVE

The world view that promotes heterosexual relationships as the normal or preferred sexual orientation and is the main cause of discrimination for people with different sexual orientations.

HOMOPHOBIA / BIPHOBIA

Negative beliefs, prejudices and stereotypes about people who are not heterosexual.

INTERSEX

An umbrella term for people with physical characteristics that are seen as different from modern medical norms about 'female' and 'male' bodies. There are a variety of different intersex variations and intersex physical characteristics do not reliably determine someone's gender identity or sexual orientation¹.

LESBIAN

Someone who self-identifies as a woman and is primarily sexually, emotionally or romantically attracted to other people who identify as women. Some women use other terms to describe their attractions.

PANSEXUAL

Someone whose sexual, emotional or romantic attraction is not defined by gender.

PRONOUNS

Pronouns are words used to refer to a person. They include gendered pronouns like he/him and she/her, or gender-neutral pronouns which are sometimes used by gender diverse and non-binary people, like they/them.

QUEER

'Queer' has been used as a slur in the past but has since been reclaimed by a portion of the LGBTQIA+ community. It is an umbrella term encompassing a wide range of identities and is often used by people wishing to indicate that their sex, gender and/or sexuality sits outside of the normal ideas of sex, gender and/or sexuality.

SEX CHARACTERISTICS

These are biological and physiological characteristics that includes chromosomal configuration, hormonal profile, reproductive organs and secondary sex characteristics such as breasts, body hair and voice².

SEXUAL ORIENTATION

The terms used to describe an individual's sexual, emotional and/or romantic attraction to another person. Someone can identify with a sexual orientation/sexuality regardless of their sexual or romantic experiences.

TRANSGENDER & GENDER DIVERSE

People whose gender identity is not typically associated with their assigned sex at birth. Transgender people may or may not take steps to live as their affirmed gender through dress, legal status and/or medical treatment and surgery. Trans people have the same range of sexual identities as anyone else and their sexuality is related to their gender identity, not their sex assigned at birth.

A variety of terms may be used by transgender people to describe themselves including: man, woman, transwoman, transman, trans masculine, trans feminine, trans or non-binary. The terms 'sistergirls' and 'brotherboys' are sometimes used in Aboriginal and Torres Strait Islander communities to refer to transgender people.

TRANSPHOBIA

Negative beliefs, prejudices and stereotypes about people who are transgender or gender diverse.

+

A symbol that represents everything on the spectrum of sexuality and gender that isn't otherwise captured.

¹ QLife

² WA Department of Health, 2019

REFERENCES

1. Australian Bureau of Statistics. 2020. **City of Perth Estimated Resident Population**. <https://profile.id.com.au/perth/population-estimate>.
2. Department of Health. 2012. "Australian Government, National Lesbian, Gay, Bisexual, Transgender and Intersex (LGBTI) Ageing and Aged Care Strategy."
3. Hillier L, Jones T, Monagle M, Overton N, Gahan L, Blackman J, Mitchell A,. 2010. **Writing Themselves in 3: The third national study on the sexual health and wellbeing of same sex attracted and gender questioning young people**. Melbourne: Gay and Lesbian Health Victoria, The Australian Research Centre in Sex, Health and Society, La Trobe University.
4. Intersex Human Rights Australia. 2019. **Intersex population figures**. September 16. <https://oii.org.au/16601/intersex-numbers/>.
5. LGBTQ DV Awareness Foundation. 2021. **LGBTQ Domestic and Family Violence**. <https://www.dvafoundation.org/about>.
6. National LGBTI Health Alliance. 2020. **Snapshot of Mental Health and Suicide Prevention statistics for LGBTI People**. February . <https://www.lgbtiqhealth.org.au/statistics> .
7. Q Life. n.d. "Q Life Guides Glossary." **Q Life**. <https://qlife.org.au/uploads/QLife-Tip-Sheets-Glossary.pdf>.
8. Strauss, P., Cook, A., Winter, S., Watson, V., Wright Toussaint, D., Lin, A. 2017. **Trans Pathways: the mental health experiences and care pathways of trans young people. Summary of results**. Perth, Australia: Telethon Kids Institute.
9. Western Australian Department of Health. 2019. **Western Australian Lesbian, Gay, Bisexual, Transgender, Intersex (LGBTI) Health Strategy 2019–2024**. Perth: Health Networks, Western Australian Department of Health.,



Council House
27 St Georges Terrace
Perth WA 6000

GPO Box C120
Perth WA 6839

(08) 9461 3333



perth.wa.gov.au



Feedback on Draft LGBTQIA+ Plan

Community Review Outcomes Report



Table of Contents

Introduction _____ **3**

Community Review Outcomes _____ **4**

Purpose of Engagement _____ 4

Description of Method _____ 4

Participants _____ 4

Summary of Comments _____ 7

LGBTQIA+ Advisory Group Review Outcomes _____ **9**

Appendices _____ **9**

Appendix 1: Communication Examples _____ 9

Appendix 2: Community Review Questionnaire _____ 10

Introduction

At the November and December 2020 Council meetings, Council endorsed the establishment of an LGBTQIA+ Advisory Group and the development of a LGBTQIA+ Plan.

The plan was developed following a four-week public consultation period designed to better understand the experiences and needs of the LGBTQIA+ community in Perth, as well as the Council's role as a local government in improving the health and wellbeing of this community.

The draft plan was endorsed by Council at the July 2021 meeting before going out for community review in August.

February	March	April	May	June
Project planning	Stakeholder engagement		Development of plan	Internal approvals
July	August	September	October	November
Council presentation of draft Plan	Community review of draft plan	Amendments to plan	Council approval of final plan	Plan launch

LGBTQIA+ Plan Project Stages

The draft plan was on the City of Perth website and Engage Perth for community review from 28 July to 29 August 2021.

This *Community Review Outcomes Report* is a summary of the comments from the review, which will inform the final Plan.

Community Review Outcomes

Purpose of Engagement

The purpose of the Community Review period was to seek public feedback on the draft LGBTQIA+ plan to ensure the plan accurately addresses the concerns and priorities of the community. Specifically, we sought to understand if anything should be included, amended or removed.

Description of Method

The 7-minute survey, hosted on SurveyMonkey, was open from 28 July to 29 August 2021 and was promoted via:

- Email to stakeholders who participated in the March/April engagement;
- Email to list of relevant organisations;
- LGBTQIA+ Advisory Group networks;
- City of Perth social media; and
- OUTinPerth media outlet.

See Appendix 1 for promotional examples.

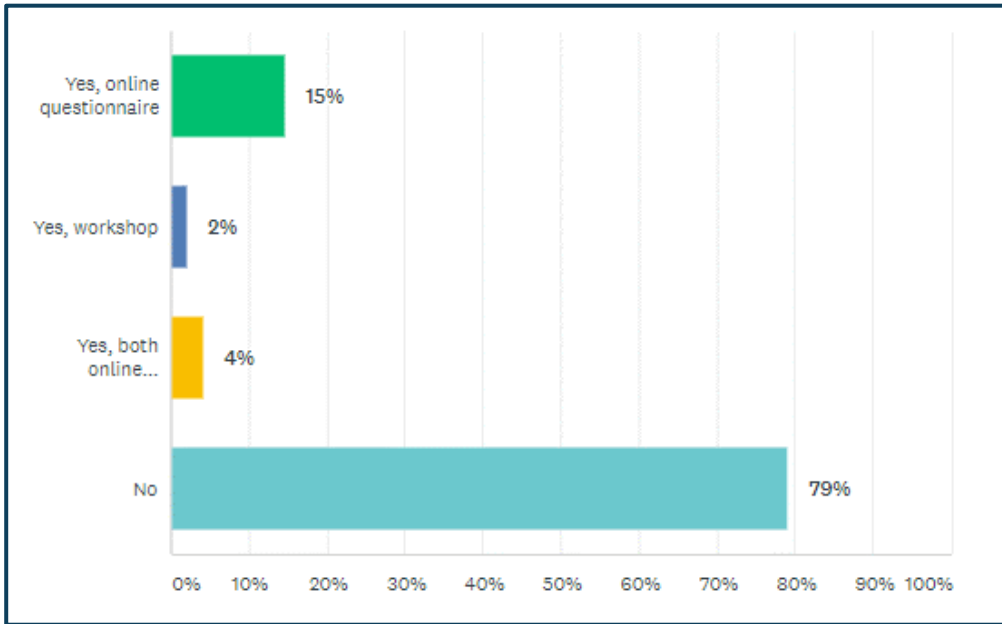
The questionnaire, which can be viewed in full at Appendix 2, was divided into the following sections:

1. Draft Plan feedback and comments (open-ended)
2. Demographic information
3. Contact information

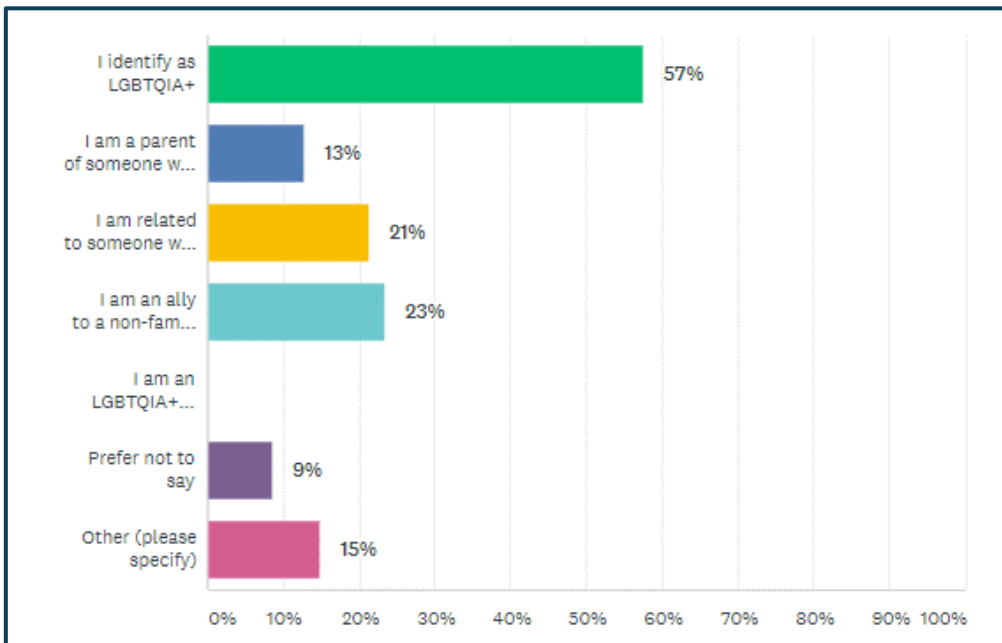
Participants

The questionnaire was started by 53 people, with 48 people completing the questionnaire and providing comment. The five respondents that didn't provide any comment have been excluded from this analysis.

Only 21% (n=10) of respondents had previously participated in consultation for this project, however 57% (n=27) identified as LGBTQIA+.



Responses to 'Did you participate in the community consultation in March/April?' (n=48)



Responses to 'Which of the following best describes you?' (n=47)

Attribution	Count	%	Attribution	Count	%
Age			Sexual orientation		
17 and under	2	4%	Asexual	1	2%
18-24 years	4	9%	Bisexual	8	17%
25-34 years	12	26%	Gay	6	13%
35-44 years	10	21%	Lesbian	8	17%
45-54 years	9	19%	Pansexual	8	17%
55-64 years	8	17%	Queer	7	15%
65 and over	2	4%	Questioning/not sure	2	4%
Intersex variation			Heterosexual	14	30%
Yes	0	0%	Prefer not to say	4	9%
No	38	81%	Other	3	6%
Prefer not to say	3	6%	Transgender history, experience, or identity		
Don't know	6	13%	Yes	10	21%
Gender			No	34	72%
Male	13	28%	Prefer not to say	3	6%
Female	25	54%	City of Perth connection		
Non-binary	10	21%	Live	16	34%
Prefer not to say	0	0%	Study	3	6%
Other	4	9%	Work	16	34%
Living with a disability			Recreate	23	49%
Yes	4	9%	Other	5	11%
No	43	91%	City of Perth residency		
Aboriginal and/or Torres Strait Islander			Perth	6	38%
Yes	1	2%	Northbridge	1	6%
No	46	98%	East Perth	6	38%
			West Perth	1	6%
			Crawley/Nedlands	2	2%

Attribution	Count	%	Attribution	Count	%
Country of birth			Language other than English		
Australia	34	72%	No, English only	42	89%
Malaysia	1	2%	Yes, Italian	1	2%
New Zealand	1	2%	Yes, Mandarin	1	2%
South Africa	2	4%	Yes, Portuguese	1	2%
United Kingdom	6	13%	Yes, Spanish	2	4%
Other	3	6%	Other	2	4%

Summary of Comments

Sentiment

Below is an outline of the sentiment of the feedback received, where positive is in support of the draft LGBTQIA+ plan, negative is unsupportive and neutral is unclear or mixed.

Attribution	Count	%
Positive	29	60%
Neutral	5	10%
Negative	14	30%

Topic

Below is a summary of the comment received through the review period.

Topic	Count
Corrections/clarifications to references and glossary	3
Lack of measurable actions	1
Guiding Principles	
Intersectionality	
More consultation with Aboriginal people	1
More focus on senior LGBTQIA+ people	1
Engagement with People with Disability Australia (PWDA) and Australian GLBTIQ Multicultural Council (AGMC)	1
Consider impact for people living with a disability	1

Topic	Count
Importance of Capital City leadership	2
Creating safe spaces by working with LGBTQIA+ nightclub venues	1
Co-design and ongoing engagement	
Support for engagement with health, mental health and arts sectors	1
Process for choosing organisations to engage with, inc. suggestion of application process for organisations to undertake training	1
Support for/comment on actions	
Training for security and law enforcement (Action 1)	1
All gender bathrooms as addition (not replacement) to single sex facilities (Action 2)	3
Homelessness (Action Area 3)	
Include needs of young, homeless LGBTQIA+	1
Ensure inclusion of homeless LGBTQIA+ people who are disengaged from surveys and workshops	1
General, unrelated homelessness comments	2
Suggestion to measure staff pre and post awareness training (Action 12)	1
Pride hub (Action 26)	3
Advocacy	
For government funding for gender affirmation surgeries	1
In conversations about conversion practices	1
Miscellaneous	
Positive	21
Neutral	4
Negative	11

LGBTQIA+ Advisory Group Review Outcomes

The LGBTQIA+ Advisory Group were provided the above information and the marked-up changes for their consideration and discussion. Feedback was received from five people and included comments on the references and glossary, additions to the 'where are we now' and 'current state' sections, and the submission of a revised statement by the Co-Chairs on behalf of the Advisory Group.

Appendices

Appendix 1: Communication Examples

Hello

Thank you for your contributions so far in guiding the City in the development of its draft LGBTQIA+ Plan. The draft plan was [endorsed by Council](#) at the Tuesday meeting and is now available on [Engage Perth](#) for public comment until 29 August 2021.

As an engaged member of the community who has already given your valuable time to this process, we sincerely hope this plan addresses your feedback and concerns. We'd love to hear your thoughts on the draft plan via the Engage Perth link above.

If you have any questions or comments, you can also contact me directly via this email.

Thanks again!

Email to Community Consultation participants



Facebook post

Appendix 2: Community Review Questionnaire

The City of Perth is seeking public feedback on the [draft LGBTQIA+ Plan](#) to ensure the plan accurately addresses the concerns and priorities of the community.

The review period is open until 29 August 2021.

Background

In March and April, the City of Perth took part in more than 500 consultations to better understand the experiences of the LGBTQIA+ community in Perth, as well as the Council's role as a local government in improving the wellbeing of the community.

In response to the community feedback, the City of Perth has developed a three-year plan, dedicated to improving the experience of LGBTQIA+ people in the city. The plan is a clearly articulated set of actions that focuses on the City of Perth's role as a service provider, partner and facilitator in increasing the visibility, social inclusion and health and wellbeing of the LGBTQIA+ community. As a capital city, the City will also play an advocacy role for issues that are important to the community.

The plan was endorsed by Council at the 27 July 2021 Council Meeting.

Contact

For more project information, visit the [Engage Perth](#) website.

To contact the City of Perth, email perthforpeople@cityofperth.wa.gov.au or phone 9461 3333.

The City of Perth is seeking public feedback on the [draft LGBTQIA+ Plan](#).

Specifically, we'd like to understand if you think anything should be included, amended or removed. In providing feedback, please consider the roles of the City of Perth (outlined on page 24 of the plan) – service provider, facilitator, partner and advocate.

If you're from an organisation (community group, not-for-profit, private sector etc.) and would like to be involved in the implementation journey, please let us know.

Download the Draft LGBTQIA+ Plan ([pdf version](#), [word version](#)).

* 1. Please provide your comments and feedback related to the draft LGBTQIA+ Plan.

* 2. Did you participate in the community consultation in March/April?

- Yes, online questionnaire
- Yes, workshop
- Yes, both online questionnaire and workshop
- No

Demographic Information

The following questions ask some basic information about you to better understand the context of your responses. This questionnaire is anonymous, and your responses cannot be linked to you in any way.

* 3. How old are you?

- 17 and under
- 18-24 years
- 25-34 years
- 35-44 years
- 45-54 years
- 55-64 years
- 65 and over
- Prefer not to say

* 4. Intersex is used here as a collective term for people born with atypical physical sex characteristics, including chromosomes, gonads, genitals, or hormones. There are many different intersex traits or variations. Do you have an intersex variation?

- Yes
- No
- Prefer not to say
- Don't know

* 5. How do you describe your gender? (select all that apply)

- Male
- Female
- Non-binary
- Prefer not to say
- Other (please specify)

* 6. Do you have a transgender history, experience, or identity?

- Yes
- No
- Prefer not to say

* 7. Which of the following best describes you? (select all that apply)

- I identify as LGBTQIA+
- I am a parent of someone who is LGBTQIA+
- I am related to someone who is LGBTQIA+
- I am an ally to a non-family member who is LGBTQIA+
- I am an LGBTQIA+ service provider in the City of Perth
- Prefer not to say
- Other (please specify)

* 8. How do you identify your sexual orientation? (select all that apply)

- Asexual
- Bisexual
- Gay
- Lesbian
- Pansexual
- Queer
- Questioning/not sure
- Heterosexual
- Prefer not to say
- Other (please specify)

* 9. What is your connection to the City of Perth? (select all that apply)

- I live in the City of Perth
- I study in the City of Perth
- I work in the City of Perth
- I recreate in the City of Perth
- Prefer not to say
- Other (please specify)

* 10. Which area of the City of Perth do you live?

- Perth
- Northbridge
- East Perth
- West Perth
- Crawley/Nedlands

* 11. Are you an Aboriginal and/or Torres Strait Islander person?

- Yes
- No
- Prefer not to say

* 12. Are you a person living with a disability?

- Yes
- No
- Prefer not to say

* 13. In which country were you born?

- Australia
- Brazil
- China
- India
- Indonesia
- Japan
- Malaysia
- New Zealand
- Philippines
- South Africa
- South Korea
- United Kingdom
- Other (please specify)

* 14. Do you speak a language other than English at home? (select all that apply)

- No, English only
- Yes, Cantonese
- Yes, Filipino/Tagalog
- Yes, Hindi
- Yes, Indonesian
- Yes, Italian
- Yes, Japanese
- Yes, Korean
- Yes, Mandarin
- Yes, Portuguese
- Yes, Spanish
- Yes, Vietnamese
- Other (please specify)

15. Any final thoughts?

Contact information

If you would like to be contacted by the City about your feedback or are an organisation that would like to be involved, please leave details below.

16. What is your name?

17. What is your organisation name?

18. What are your best contact details?

19. How would you like to be involved?

12.4 City of Light 60th Anniversary

Responsible Officer	Kylie Johnson – General Manager Community Development
Voting Requirement	Absolute Majority
Attachments	Attachment 12.4A Amended Signature Events Plan 2021/22

Purpose

To recommend a new signature event.

Recommendation

That Council APPROVES:

1. the amended Signature Events Plan 2021/22 to include the City of Light 60th anniversary, as at Attachment 12.4A.
 2. an amendment to the 2021/22 budget of \$175,000 funded from savings identified in the Australia Day Program, New Year's Eve Event and Heritage Perth Weekend operating budgets, as detailed in the Financial Implications section of this report.
-

Background

1. The City recognises its role to facilitate, support and deliver great events throughout the year for community interaction and enjoyment, resulting in Perth being the events heart of WA (2025 Events Strategy).
2. Council adopted the Signature Events Plan 2021/22 at the Ordinary Council Meeting on 27 May 2021. The direct-delivery of signature City events predominately focus on major capital city events that are free and community orientated. These events generally centralise around special calendar occasions such as Christmas, New Year's Eve, Australia Day or Lunar New Year.

Discussion

3. In 1962, astronaut John Glenn completed a triple orbit of Earth in the Friendship 7 spacecraft. On 20 February, Glenn flew over Perth and the people of Perth turned on their lights to acknowledge his mission. Glenn observed that the city was clearly visible from space and Perth became known worldwide as the 'City of Light'. This early space exploration mission set the stage for the Gemini and Apollo programs which culminated in NASA landing men on the moon.
4. In support of the 'City of Light' 60th anniversary on 20 February 2022 and to leverage the milestone, it is proposed that a minor event and marketing campaign be delivered to promote and encourage the community to celebrate the occasion.
5. The event and associated campaign will respond to community expectations surrounding the anniversary, attract people into the city and support local businesses. The addition of this key signature event aligns with the 2025 Events Strategy which provides that at pivotal moments throughout the year, the City will deliver free signature events and activation that responds to community need and diversity.

Stakeholder Engagement

6. At the Brand Perth Forum hosted at Council House on 9 July 2021, attended by 54 industry leaders and professionals, engagement themes of 'light' and Perth 'regaining its reputation as the City of Light' were evident.
7. This theme of 'light' has been gathering momentum through the City's key events such as the Perth by Light winter campaign and Christmas Lights Trail. This anniversary is an important opportunity for the City to build its reputation as the City of Light.

Decision Implications

8. If Council does not support the recommendation, deliver increased activation of the city for the occasion will not occur. Instead, the City will mark the 60th anniversary through existing digital channels.

Strategic, Legislative and Policy Implications

Strategy	
Pillar (Outcome)	Liveable
Relevant Documents (Issue Specific Strategies and Plans):	2025 Events Strategy Signature Events Plan 2021/22 Cultural Development Plan 2019-2029

Legislation, Delegation of Authority and Policy	
Legislation:	<i>City of Perth Act 2016</i> – Section 8 (1)€ to promote awareness of the facilities and events provided or facilitated by the City of Perth and encourage the community to make use of or participate in them
Authority of Council/CEO:	<i>Local Government Act 1995</i> In accordance with Section 6.8 of the <i>Local Government Act 1995</i> , a local government is not to incur expenditure from its municipal fund for an additional purpose except where the expenditure is authorised in advance by an absolute majority decision.
Policy:	Nil

Financial Implications

9. The financial implications of the recommendation are accommodated within the endorsed 2021/22 budget, proposed to be funded through identified savings and increases to forecasted revenue from Lotterywest grants.

Account Number	1065 100 10 10189	Operating
Account Description	Australia Day Program	
Current Budget	\$2,105,000	
Amendment to Budget	-\$125,000	
Remaining Budget	\$1,980,000	
Budget Impact	Net zero impact	

Account Number	1065 100 10 10139	Operating
Account Description	New Year's Eve	
Current Budget	\$500,000	
Amendment to Budget	-\$40,000	
Remaining Budget	\$460,000	
Budget Impact	Net zero impact	

Account Number	1062 100 10 10269	Operating
Account Description	Heritage Perth Weekend	
Current Budget	\$95,000	
Amendment to Budget	-\$10,000	
Remaining Budget	\$85,000	
Budget Impact	Net zero impact	

Account Number	TBC	Operating
Account Description	City of Light	
Current Budget	\$0	
Amendment to Budget	\$175,000	
Remaining Budget	\$175,000	
Budget Impact	Net zero impact	

Further Information

Nil.

Council Resolution (Officer's Recommendation) (OCM 21/10-246)

Mover Cr Gobbert

Seconded Cr Lezer

That Council APPROVES:

1. the amended Signature Events Plan 2021/22 to include the City of Light 60th anniversary, as at Attachment 12.4A.
2. an amendment to the 2021/22 budget of \$175,000 funded from savings identified in the Australia Day Program, New Year's Eve Event and Heritage Perth Weekend operating budgets, as detailed in the Financial Implications section of this report.

CARRIED UNOPPOSED BY ABSOLUTE MAJORITY (9/0)

For Lord Mayor Zempilas, Deputy Lord Mayor Bain, Councillors Anghie, Bevan, Fleeton, Gobbert, Gordon, Ko and Lezer

Against None



Signature Events Plan 2021/22



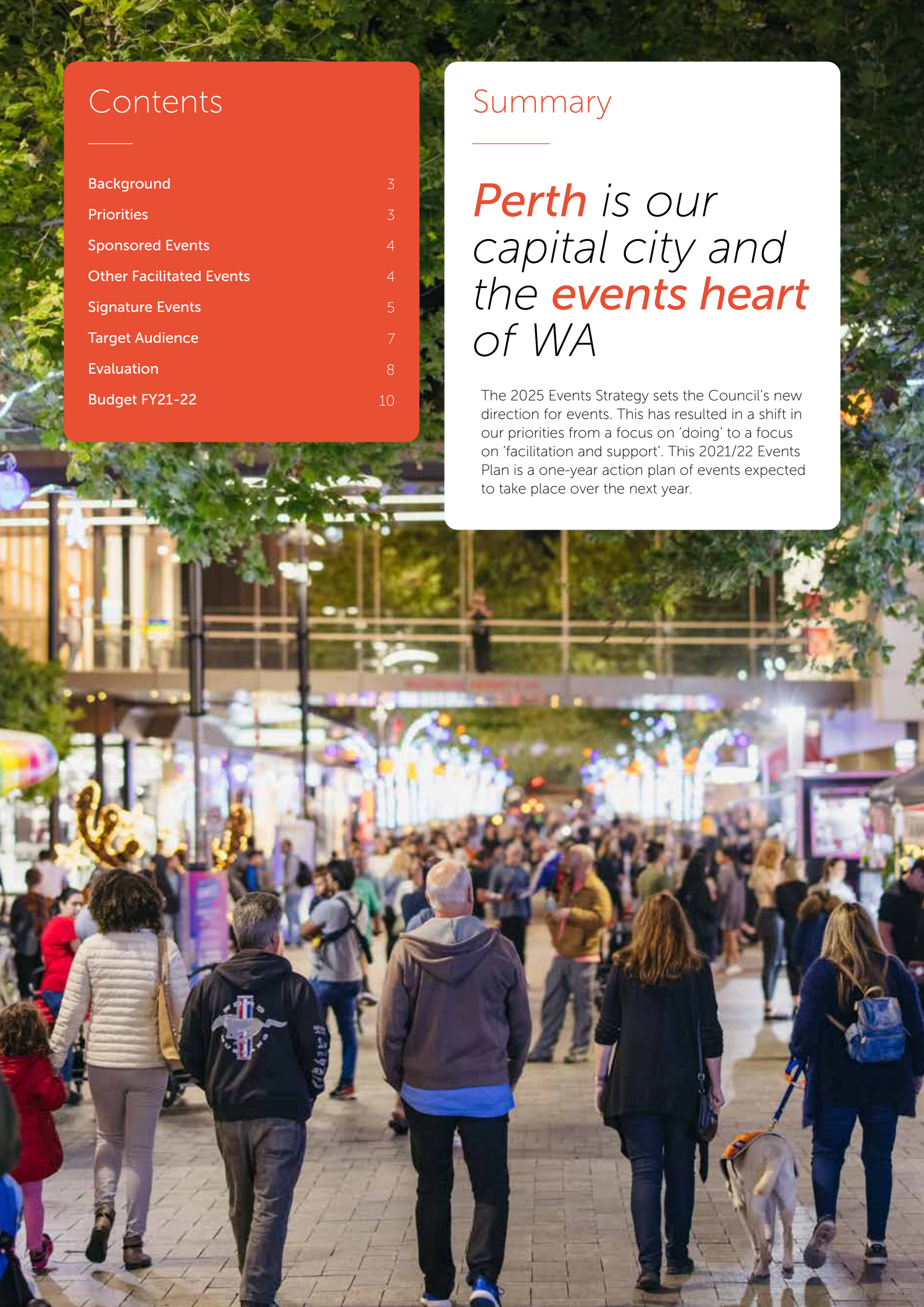
Contents

Background	3
Priorities	3
Sponsored Events	4
Other Facilitated Events	4
Signature Events	5
Target Audience	7
Evaluation	8
Budget FY21-22	10

Summary

*Perth is our capital city and the **events heart** of WA*

The 2025 Events Strategy sets the Council's new direction for events. This has resulted in a shift in our priorities from a focus on 'doing' to a focus on 'facilitation and support'. This 2021/22 Events Plan is a one-year action plan of events expected to take place over the next year.



Background

Investment in events and the ability to promote them remains critical to ensure Perth attracts people to the city following restrictions on large gatherings being relaxed during the COVID-19 pandemic.

Through delivering, supporting, enabling and promoting events the City can attract people into Perth and support the hospitality, retail and tourism sectors. Events with widespread appeal create a feeling of safety and vibrancy within the city, encourage people to support local businesses, and enhance the city's reputation as a great place to be. The plan closely aligns to the 2025 Events Strategy.



Priorities

On a daily basis, the City of Perth undertakes multiple roles regarding events:

	<u>Facilitator</u>	We facilitate others to deliver events to the community by attracting, approving and sponsoring.
	<u>Event Organiser</u>	We deliver signature events at strategic times that are important to the community.
	<u>Partner/Enabler</u>	We build partnerships and enable others to assist in the delivery of events to the community.
	<u>Advocate</u>	We advocate on behalf of the community to influence the delivery of events to meet the needs of the community.

The 2025 Events Strategy outlines the City's new approach further, including the order of priority for the City's roles regarding events.



Image credit: Tashi Hall

Sponsored Events

The 2025 Events Strategy identifies the role of 'Facilitator' as the City of Perth's first priority.

Sponsoring events can be an effective way to maximise value for money for the City of Perth's investment. Through the Grants, Sponsorship and Donations Program, the City can support a wide range of events to take place throughout the calendar year, whilst building capacity in other organisations and community groups and leveraging from their events. Proactively attracting event organisers to hold their events in the city through financial and in-kind support is a priority to achieve our objectives.

Other Facilitated Events

The City of Perth plays an important role in facilitating events to take place in the city, even when they are not supported financially. As an integral part of this plan, we will adjust our focus to further facilitate event opportunities. Our Officers will actively seek new and 'lost' events and continue to support external event organisers to book the City's venues, seeking events during key times of the year such as school holidays. On a basis of shared benefits, we will promote facilitated events using the City of Perth's digital communication tools and include key opportunities into signature marketing campaigns, such as the Winter Festival, to offer increased promotional support.

Our focus for the next year, is to improve the customer experience of facilitated events to encourage more to take place in the city.

Signature Events

Events will be delivered by the City of Perth to strategically fill gaps in the portfolio and to respond to community needs and expectations.

Twilight Hawkers Market

Twilight Hawkers Market takes place seasonally in Forrest Place, every Friday night from November to March, attracting over 90,000 people across the previous 2020/21 season. The market creates vibrancy to directly support and activate the CBD's retail precinct and increases the sense of safety in the area by discouraging anti-social behaviour. Diversity of cultural expression is appreciated through the ever-changing international cuisines on offer. A cost-effective delivery model ensures longevity and value for money with budget predominately being required for marketing and evaluation.

Sub-service	Budget
Events	\$20,000
Marketing	\$20,000
Total	\$40,000

Christmas Lights Trail

The Christmas Lights Trail activates the city for 45 nights attracting over 370,000 people during the previous 2020 Christmas and New Year period. It includes key locations throughout the city and Northbridge, and in recent years has extended to the East Perth and West Perth neighbourhoods. By partnering with stakeholder venues, the City can grow the trail with increased income streams whilst attracting visitation to city venues. A combination of new and existing installations are supported by Christmas street lights and decorations and the feature projections on St Georges Cathedral.

The inclusion of the roving entertainment program not only connects the installation sites, it also increases vibrancy, an opportunity for visitor participation and allows audience members to linger longer.

Sub-service	FY21/22 Budget	Projected Income	City Cost
Events	\$1,500,000	\$500,000	\$1,000,000
Marketing	Accounted for in 'Christmas and New Year Marketing'		
Total	\$1,500,000	\$500,000	\$1,000,000

Excludes budget for Christmas street lights and decorations, and the Christmas projections, budgeted separately by Infrastructure and Assets.

Christmas Nativity

The Christmas Nativity retells the traditional story of Christmas. This free event will be brought to life on stage with a community concert (venue to be determined).

Sub-service	FY21/22 Budget
Events	\$50,000
Marketing	Accounted for in 'Christmas and New Year Marketing'
Total	\$50,000

New Year's Eve

New Year's Eve is celebrated in Northbridge with multiple rooftop fireworks at 9pm and midnight and a variety of free entertainment. A combination of staged, street-based and roving performances ensures visitors are spread throughout the precinct to complement the many restaurants, bars and clubs on offer. The roads are closed for pedestrian safety and to create vibrancy through alfresco dining extensions. Between 25,000 to 40,000 people have previously attended the celebrations.

Sub-service	FY21/22 Budget
Events	\$460,000
Marketing	Accounted for in 'Christmas and New Year Marketing'
Total	\$460,000

Australia Day Festival feat. Skyworks

The City will deliver a significant Australia Day celebration for the community of Perth and wider Western Australia. Skyworks includes free family entertainment on Langley Park, an Aboriginal and Torres Strait Islander Concert in Supreme Court Gardens, an Air Show and 30-minute fireworks display over the Swan River. Skyworks has previously attracted over 250,000 people. In addition to Skyworks, the Australia Day Festival will include multiple community events held in the city's neighbourhoods across five days.

Sub-service	FY21/22 Budget	Projected Income	City Cost
Events	\$2,385,000	\$555,000	\$1,830,000
Marketing	\$150,000	\$0	\$150,000
Total	\$2,535,000	\$555,000	\$1,980,000

Lunar New Year

Lunar New Year 2022 is the Year of the Tiger. The City will celebrate the city's rich multicultural identity by installing red lanterns in the Hay and Murray Street Malls, James and William Street and potentially other City neighbourhoods. Lion dance performances will take place in Hay and Murray Street Malls during this period.

Sub-service	FY21/22 Budget
Events	\$50,000
Marketing	\$0
Total	\$50,000

Heritage Perth Weekend

Heritage Perth Weekend is an event that celebrates Perth City's natural, cultural and built heritage. A three-day program is collated and produced through a printed guide showcasing history and heritage walks, talks, 'behind the scenes' tours of iconic heritage buildings, children's activities, exhibitions and experiences. In 2021, over 11,000 people were estimated to attend across the weekend.

Sub-service	Budget	Projected Income	City Cost
Events	\$70,000	\$35,000	\$35,000
Marketing	\$60,000	\$10,000	\$50,000
Total	\$130,000	\$45,000	\$85,000

Perth Home Grown Market

Perth Home Grown Market occurs every Sunday year-round, activating Murray Street Mall and adding to the Sunday-shopper visitor experience. These markets do not have any operational budget allocated and are instead delivered in a cost-neutral model with an external contractor.

Sub-service	FY21/22 Budget
Events	\$0
Marketing	\$0
Total	\$0

City of Light

A celebration of the 60th anniversary of the John Glenn space mission which flew over Perth on 20 February 1962. An opportunity for the community to come together to mark the occasion when Perth became known worldwide as the 'City of Light'.

Sub-service	FY21/22 Budget
Events	\$75,000
Marketing	\$100,000
Total	\$175,000





Target Audience

Signature events are designed to appeal to and target specific audiences to ensure strong, targeted outcomes and alignment to the City's visitation objectives.

The following audience segments have been identified to represent our primary and secondary target audiences. Primary being those that represent larger opportunities to reach and convert to more frequent visitation and spend, and secondary being those that require greater effort and persuasion to trigger behavioural change.

Audience Segment	Age	Life Stage	Work	Geography	Spending Habits
Love in Small Doses "I always have a great time in the city, but it's best in small doses"	25 – 54 (64%)	Broad spread of life stages	89% work outside the city	81% live in metro area 19% live regionally	On average, 10% of their discretionary spend is done in the city
Frequent Variety Seekers "I like visiting the city regularly for some variety to my everyday life"	25 – 54 (65%)	Over 40% are either singles or couples with no children	21% work in the city	78% live in metro area 22% live regionally	On average, 18% of their discretionary spending is done in the city
Strained "If I go, it's because I have to not because I want to"	55+ (49%)	39% have adult children no longer living at home	85% work outside the city	77% live in metro area 23% live regionally	On average, 8% of their discretionary spending is done in the city



Evaluation

Measuring events is an important stage in an events lifecycle. Evaluating outcomes not only determines the impact events have on the community and its ratepayers, they inform and inspire future decision-making, and provide assurance or direction for the City's investments in the future.

Outcomes



Economic Impact



Visitation




Cultural Impacts



Social Impacts



Attendee Satisfaction



Portfolio of Annual Events



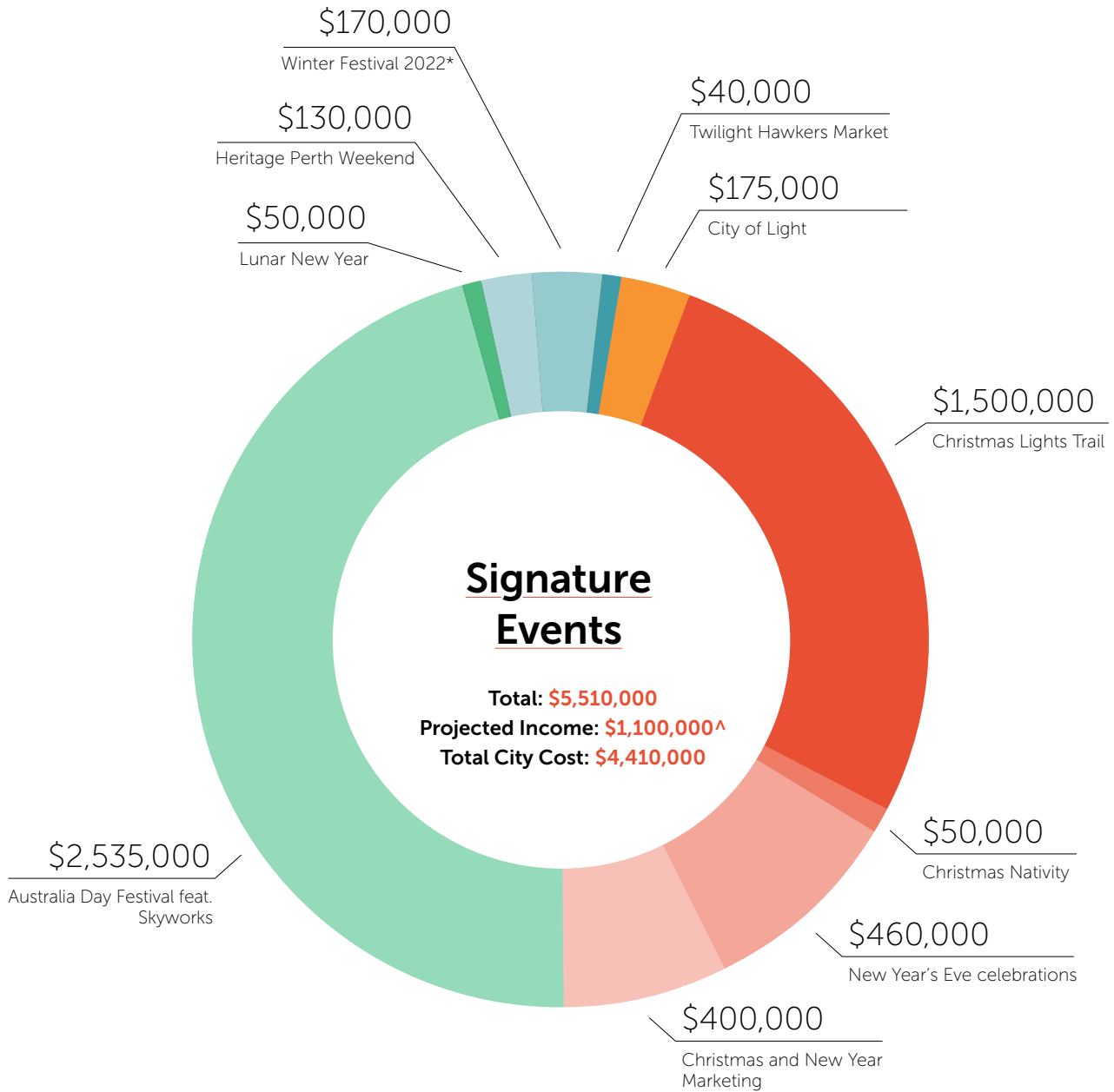
Awareness

Measures

Area	Outcome	Measure	Format/Method
Sponsorship	Visitation	Year on year total attendance	Acquittal report through SmartyGrants within three months of project completion.
	Economic impact	Year on year total economic impact	
	Social impacts	Levels of social impact	
	Cultural impacts	Levels of cultural impact	
Facilitated	Visitation	Year on year total attendance	Event debriefs
	Portfolio of Annual Events	Average number of events per month	Event reports
Signature	Visitation	Year on year total attendance	<ul style="list-style-type: none"> Scanned tickets (ticketed events) Hand clicker counters (fenced events) WiFi activity sensors Crowd counting technology using active mobile devices Visual observations (where other methods are not available)
	Economic impact (return on investment, attendee spend, direct impact)	Year on year total economic impact	<ul style="list-style-type: none"> Third party event impact reporting using intercept surveys with a sample* of event attendees WhiteBox Outcomes Planning Platform provided by Cultural Development Network SurveyMonkey evaluation using registered emails for an event Spendmapp data
	Cultural impact (cultural connection, sense of place, vibrancy)	Achieve cultural outcomes articulated in the Cultural Development Plan 2019-2029	
	Social impact (safety, community, pride, bridging social differences, belonging)	Achieve social outcomes articulated in the Cultural Development Plan 2019-2029	
	Attendee Satisfaction	Net Promoter Score and attendee feedback	
Marketing	Brand recognition	Brand linkage	Third party led consumer deep-dive; bi-annual reports
	Awareness	Unbranded campaign awareness	
		Overall prompted campaign awareness	
		Prompted campaign awareness by channel	
	Communications	Creative engagement	
		Unprompted message takeout	
Visitation	Conversion from awareness to visitation		

*Sample size is statistically significant at a confidence level above 95% with a margin of error below the standard threshold of 5%.

Signature Events Budget FY21/22+



*Winter Festival 2022 cost is not reflective of the total cost as it is split between two financial years.
[^]Projected income is based on 2020/21 only. Additional funding is subject to resourcing and advocacy.
^{*}Actual expenditure may vary.



13. Infrastructure and Operations Alliance Reports

Nil.

14. Corporate Services Alliance Reports

14.1 Monthly Financial Report for August 2021

Responsible Officer	Michael Kent - Project Director Strategic Finance (CFO)
Voting Requirement	Simple Majority
Attachments	Attachment 14.1A(1) - Financial Activity Statement (Aug 21) Attachment 14.1A(2) - Notes to Financial Activity Statement (Aug 21) Attachment 14.1A(3) - Capital Projects Schedule (Aug 21) Attachment 14.1B - Financial Variances - Alliance & Service Unit (Aug 21) Attachment 14.1C - Net Current Position (Aug 21) Attachment 14.1D - Investment Report (Aug 21) Attachment 14.1E - Statement of Rates Debtors (Aug 21)

Purpose

To provide Council with timely, meaningful financial insights regarding the City's operating activities, financial performance and financial position.

Recommendation

That Council RECEIVES the following financial reports for the period ended 31 August 2021:

1. Financial Activity Statement by Nature & Type - Attachment 14.1A(1)
 2. Notes to the Financial Activity Statement by Nature & Type - Attachment 14.1A(2)
 3. Capital Projects Schedule - Attachment 14.1A(3)
 4. Financial Variances by Alliance & Service Unit - Attachment 14.1B
 5. Net Current Position - Attachment 14.1C
 6. Investment Report - Attachment 14.1D
 7. Statement of Rates Debtors - Attachment 14.1E.
-

Background

1. Presentation of a monthly financial report to Council is both a statutory obligation and good financial management practice that:
 - a. Demonstrates the City's commitment to managing its operations in a financially responsible and sustainable manner.
 - b. Provides timely identification of variances from budget expectations for revenues and expenditures and identification of emerging opportunities or changes in economic conditions.
 - c. Ensures proper accountability to the community for the use of financial resources.
2. Preparation of a monthly Financial Activity Statement (FAS) is the minimal statutory requirement of the *Local Government Act 1995* and regulation 34 of the *Local Government (Financial Management) Regulations 1996*. It is also a responsible financial management practice to allow Council to effectively execute their financial management responsibilities.
3. Financial information that is required to be reported directly to Council monthly includes:
 - a. Operational financial performance against budget expectations
 - b. Explanations for identified variances from expectations
 - c. Financial position of the City at each given month end
4. This statutory financial information is supported by additional information including investments performance and reports on rates and general debtors.

Understanding the Financial Reports

5. When reading the financial information provided in this report, 'variances' (deviations from budget expectations) are classified as being either:
 - a. Favourable variance
 - b. Unfavourable variance
 - c. Timing variance
6. A timing variance relates to a budgeted revenue or expense that has not occurred at the time it was expected, but which is still expected to occur within the budget year. That is, the financial transaction will still occur - but just in a different month. There should be no impact on the projected budget surplus by year end.
7. A realised favourable or unfavourable variance is different to a timing variance. It represents a genuine difference between the actual and budgeted revenue or expenditure item.
8. A realised favourable year to date variance on a revenue item is a positive outcome for the City as it increases the projected budget surplus. An unfavourable variance on a revenue item has the opposite effect, resulting a decrease to the projected budget surplus.

9. A realised favourable variance on an expenditure item may have either of two causes - one being a saving because the outcome was achieved for a lesser cost, which has the effect of increasing the projected budget surplus. The other cause may be that the proposed expenditure may not have been undertaken and is not expected to be incurred in that financial year. Whilst this may seem positive from the financial position perspective, it may not be a positive outcome for the community if the service or project is not delivered.
10. A realised unfavourable year to date variance on an expenditure item (over-expenditure) results in a decrease to the projected budget surplus.
11. The Schedule of Variances (Attachment 14.1A(1) & Attachment 14.1A(2) provide commentary on whether the nature of the variance is savings related, timing related or otherwise.
12. If a realised favourable or unfavourable variance is material in value (of significant size), it will be amended through a formal budget review process.

Discussion

13. The Financial Activity Statement by Nature & Type (Aug 2021) - Attachment 14.1A(1) presents a whole of organisation perspective on the attainment of revenue and expenditure targets overall - classified by nature and type.
14. The headline data from the Financial Activity Statement is shown in Table 1 below.

Table 1:

Item Details	YTD Budget	YTD Actual	Variance	F/ U
Operating Revenue - Excluding Rates	\$ 23.944 M	\$ 24.868 M	\$ 0.924 M	F
Rates Revenue	\$ 98.256 M	\$ 98.087 M	(\$ 169 K)	U
Operating Expenditure	\$ 40.213 M	\$ 35.040 M	\$ 5.173 M	F
Non-Operating Revenue	\$ 0.000 M	\$ 0.000 M	\$ 0.000M	F
Capital - Infrastructure	\$ 4.000 M	\$ 1.789 M	\$ 2.217 M	F
Property, Plant & Equipment	\$ 0.545 M	\$ 0.797 M	\$ 0.251 M	U

15. Material operating revenue and expenditure variances from Attachment 14.1A(1) are detailed (with explanatory comments) in the Notes to the Financial Activity Statement - Attachment 14.1A(2).
16. Comments on the material variances between budget and actual capital expenditures are presented in Attachment 14.1A(3) - Capital Projects Schedule which lists all approved, budgeted capital projects for 2021/22.
17. Each line item listed in the Financial Activity Statement by Nature & Type Attachment 14.1A(1) can be cross referenced (using the Note reference) back to the relevant note in Attachment 14.1A(2) or Attachment 14.1A(3) for explanations of variances.
18. Attachment 14.1B provides an alternative view showing how the organisation is tracking against budget by Alliance - and then disaggregating those figures by Service. This reporting view includes all internal charges and internal recoveries so the full service-cost can be understood.

19. Examining the Financial Activity Statement - Attachment 14.1A(1) in more detail; the aggregation of operating revenues and operating expenses reflects a year to date Net Cash Deficit from Operations of (\$4.8M) compared to a year to date budget of (\$8.5M). This is a favourable variance of \$4.3M at the end of August.
20. Investing activities reflect a result of (\$2.6M) compared to a year to date budget of \$4.5M). This is a favourable variance of \$2.0M - and is largely attributable to a favourable timing variance on invoicing for construction of infrastructure at Roe Street.
21. Construction of infrastructure to 31 August 2021 is at 45% of year to date budget expectations at \$1.8M, against \$4.0M budget as noted at paragraph 20. Attachment 14.1A(3) provides comments on specific variances for capital projects.
22. Acquisition of non-infrastructure to 31 July 2021 is \$0.8M, and is ahead of the year to date budget. Readers are directed to Attachment 14.1A(3) for comments on specific variances.
23. Adjusting for opening funds (Net Current Position), generates the Budget Deficiency before Rates. This then indicates the Amount Required to be Raised from Rates. The difference between the Rates amount and the Deficiency before Rates is the Closing Position.
24. The Financial Activity Statement for the period to 31 August shows that a rate yield of \$98.1M has been levied compared to the \$98.2M budget at rates strike date.
25. The disclosed year to date Closing Position of \$129.8M compares favourably to the year to date budgeted closing position of \$123.8M - a variance of 4.8%, reflecting the combined impact of the favourable variances noted in this report for revenues, expenses, financing activity and investing activity.
26. The Net Current Position Report (Attachment 14.1C) indicates a year to date adjusted Net Current Position value of \$130.2M versus the budget of \$127.8M. This is primarily attributable to a small favourable variance in cash from a timing difference in spending on capital works and a small unfavourable variance in current liabilities. This is not considered unusual after only two months of activity in the new financial year.
27. Headline data from this month's Net Current Position report is shown in Table 2 below. Comparative figures are provided for August 2020 as well as the 30 June 2021 year-end figures.

Table 2:

Item Details	June 2021	August 2020	August 2021
Current Assets	\$ 179.657 M	\$ 287.646 M	\$ 301.591 M
Current Liabilities	(\$ 44.730 M)	(\$ 58.319 M)	(\$ 75.046 M)
Unadjusted Net Assets	\$ 134.927 M	\$ 229.327 M	\$ 226.545 M
Less Restricted Items	(\$ 102.872 M)	(\$ 95.311 M)	(\$ 96.324 M)
Adjusted Net Current Position	\$ 32.054 M	\$ 134.016 M	\$ 130.221 M

28. The comparative numbers from the Net Current Position report at August 2020 and August 2021 present a similar Adjusted Net Current Position overall despite the 2021 having higher cash values – but offset by a higher liability value. The reason for this is simply the timing of creditor payments which were paid earlier in the 2020 year, hence the lower cash holdings in that year.

29. The comparative difference in Current Liabilities is related to recognition of the ESL levy payable to state government, which is realised immediately rates notices are generated, plus a higher level of month end creditors due to the timing of the August 2021 payment run.
30. Attachment 14.1D - Investment Report at August 2021 presents detail of the City's cash investment portfolio in terms of performance, percentage exposure of total portfolio by credit risk, counterparty exposure and maturity profile.
31. The report indicates the City has adequate cash flow to meet its financial obligations as and when they will fall due; and it has achieved compliance with the various Investment Policy limits.
32. The Monthly Rates Debtors Report for August 2021 (Attachment 14.1E) shows that the City levied its rates in July - but the due date for the first instalment is not until 03 September, so collections to date do not include the last three days prior to the due date.
33. The City has collected 45.4% of all outstanding rates (current year rates plus arrears) by the end of August. This is a strong collection result mirroring previous year rates collection profiles in quantum – but 3 weeks earlier than the previous year due to the earlier issue date in 2021/22 (as presented graphically in the attachment).
34. Attachment 14.1E - Rates Debtors provides a monthly update and analysis of rates collections by differential property rating category and overall. It also contains some brief commentary regarding payment arrangements and financial hard-ship cases.

Stakeholder Engagement

35. As the contents of this report focus on the organisation's recent past financial performance, only internal consultation with General Managers and Alliance Managers is relevant to the preparation of this report.

Decision Implications

36. Council's acknowledgement of receiving the Financial Activity Statement and supporting documents will meet its statutory obligation in respect of overseeing the City's financial resources.

Strategic, Legislative and Policy Implications

Strategy	
Pillar (Outcome):	Prosperous
Relevant Documents (Issue Specific Strategies and Plans):	Nil.

Legislation, Delegation of Authority and Policy	
Legislation:	<p>Section 6.4(1) and (2) of the <i>Local Government Act 1995</i></p> <p>Regulation 34(1) of the <i>Local Government (Financial Management) Regulations 1996</i></p> <p>This section of the Act and the related regulation prescribe the requirement to prepare and present to Council (monthly), a Financial Activity Statement (FAS).</p> <p>That FAS should contain:</p> <ul style="list-style-type: none"> • Annual Budget estimates, and approved revisions to these for comparison purposes. • Actual amounts of income and expenditure to the end of the month of the FAS. • Material variances between the comparable amounts and commentary on reasons for these variances. • The net current assets at the end of the month to which the FAS relates. • An explanation of the composition of the net current assets at the end of the month to which the FAS relates. • Any other information which the local government deems relevant.
Authority of Council/CEO:	The above legislation prescribes that this report be presented to Council on a monthly basis.
Policy:	2.1 Management of Investments

Financial Implications

37. There are no direct financial implications of receiving this report as it reflects a historical accounting of financial transactions. When material variances are noted, appropriate remedial action will be initiated by the administration in a timely and prudent manner.

Further Information

Following the Agenda Briefing Session held on 19 October 2021, further information is provided:

38. The detailed table of rates collections by differential rates category in Attachment 14.1 E was only introduced in February 2021 - so the tabular breakdown by category is not available for August 2020. However, total rates outstanding at 31 August 2020 was \$98.6M as rates notices were only issued on 21 August with a due date of 28 September. In 2021, rates were issued on July 30 with a due date of 3 September – meaning that by 31 August, only \$54.1M was outstanding. In reviewing the collections in total by number of days elapsed since issue date, the amounts collected are remarkably similar, despite the different issue dates.

39. Regarding Attachment 14.1B (page 150 of the Agenda) with reference to Roe Street upgrades – Civcon is the contractor for the Roe Street works and has been jointly appointed by DevelopmentWA for service relocation works on Roe Street and the City for the Streetscape enhancements on Roe Street as part of the City Deal.

DevelopmentWA works adjacent to the Public Transport Authority (PTA) rail dive tunnel between King and Queen Street were delayed through a lengthy PTA critical infrastructure approval process. All approvals are now in place and works in this location have commenced. The overall program of works for the delivery of the project remain on track for completion in the last quarter of 2022. Civcon has undertaken work for the City in the past and is rated highly for construction of road and drainage works in complex city environments.

40. Regarding debt collection (relevant to page 156 of the Agenda) - there is a comprehensive debt collection procedure which details the collection process and the time that must elapse between collection steps. The City will always work with ratepayers to try to reach a mutually acceptable payment alternative and these arrangements are generally very successful. The properties that are flagged as able to be referred to legal action have not responded to any of the preceding steps or opportunities to seek an alternative solution.

Council Resolution (Officer's Recommendation) (OCM 21/10-247)

Mover Cr Fleeton

Seconded Cr Lezer

That Council RECEIVES the following financial reports for the period ended 31 August 2021:

1. Financial Activity Statement by Nature & Type - Attachment 14.1A(1)
2. Notes to the Financial Activity Statement by Nature & Type - Attachment 14.1A(2)
3. Capital Projects Schedule - Attachment 14.1A(3)
4. Financial Variances by Alliance & Service Unit - Attachment 14.1B
5. Net Current Position - Attachment 14.1C
6. Investment Report - Attachment 14.1D
7. Statement of Rates Debtors - Attachment 14.1E.

CARRIED UNOPPOSED (9/0)

For Lord Mayor Zempilas, Deputy Lord Mayor Bain, Councillors Anghie, Bevan, Fleeton, Gobbert, Gordon, Ko and Lezer

Against None



City of Perth Financial Activity Statement - Nature and Type

Aug - 2021

Attachment A(1)

Detail	Note	Revised Annual Budget	YTD Budget	YTD Actual	YTD Budget Variance \$	YTD Budget Variance %	Budget Impact
Revenue from Operating Activities							
Operating Grants	1	2,111,502	260,414	366,594	106,180	40.8%	✓
Contributions and Donations	2	756,209	121,451	40,131	(81,320)	(67.0%)	✗
Fees and Charges - Waste	3	10,183,504	9,653,820	9,695,159	41,339	0.4%	✓
Fees and Charges - Community Services	4	4,106,194	505,886	540,897	35,012	6.9%	✓
Rental and Hire Revenue	5	4,506,426	692,256	569,382	(122,874)	(17.7%)	✗
Parking Fees	6	61,785,590	10,691,269	11,282,709	591,440	5.5%	✓
Fines and Costs	7	9,223,200	1,615,532	1,650,028	34,496	2.1%	✓
Interest Earned	8	2,859,146	259,197	112,585	(146,611)	(56.6%)	✗
Profit on Disposal of Assets*	9	259,891	0	87,177	87,177	0.0%	!
Distribution from Investments*	10	0	0	242,132	242,132	0.0%	!
Other Revenue	11	900,996	144,417	281,812	137,396	95.1%	✓
Subtotal		96,692,659	23,944,242	24,868,608	924,366	3.9%	✓
Expenses							
Employee Costs	12	(76,960,603)	(12,931,577)	(11,634,850)	1,296,727	10.0%	✓
Advertising	13	(905,200)	(85,117)	(90,645)	(5,529)	(6.5%)	✗
Contractors and Consultants	14	(33,080,198)	(4,571,304)	(2,945,021)	1,626,283	35.6%	✓
Insurance	15	(1,264,278)	(210,713)	(214,145)	(3,432)	(1.6%)	✗
Waste Tipping Charges	16	(3,046,085)	(654,347)	(555,194)	99,152	15.2%	✓
Other Charges	17	(12,612,958)	(7,860,817)	(7,692,970)	167,847	2.1%	✓
Materials	18	(3,611,842)	(598,772)	(416,117)	182,655	30.5%	✓
IT Support and Maintenance	19	(4,563,161)	(760,527)	(588,439)	172,088	22.6%	✓
Plant and Fleet Costs	20	(592,961)	(98,827)	(113,310)	(14,483)	(14.7%)	✗
Utilities	21	(3,562,144)	(590,142)	(460,916)	129,226	21.9%	✓
Depreciation*	22	(37,480,212)	(7,751,089)	(6,316,296)	1,434,793	18.5%	✓
Interest Expenses	23	(226,587)	(49,586)	(57,601)	(8,015)	(16.2%)	✗
Loss on Asset Disposal*	24	(2,269,424)	0	0	0	0.0%	!
Change in valuation of Disposal*	25	0	0	0	0	0.0%	!
Work in Progress not Capitalised*	26	0	0	0	0	0.0%	!
Parking Bay Levy	27	(17,485,756)	(2,910,969)	(2,947,375)	(36,406)	(1.3%)	✗
Other Expenses	28	(8,816,073)	(1,140,025)	(1,006,950)	133,075	11.7%	✓
Subtotal		(206,477,482)	(40,213,811)	(35,039,829)	5,173,982	12.9%	✓
Total - Operating Activities		(109,784,823)	(16,269,569)	(10,171,221)	6,098,348	37.5%	✓
Add Back Non Cash Items*		39,489,745	7,751,005	5,986,986	(1,764,019)	(22.8%)	✗
Net Surplus / (Deficit) from Operations		(70,295,078)	(8,518,564)	(4,184,235)	4,334,330	50.9%	✓
Investing Activities							
Non Operating Grants	29a	12,887,340	0	0	0	0.0%	!
Purchase of Property, Plant & Equipment	30	(21,768,547)	(545,220)	(796,862)	(251,642)	46.2%	✓
Construction of Infrastructure	30	(35,060,345)	(4,007,295)	(1,789,383)	2,217,913	(55.3%)	✗
Proceeds from Sale of Plant & Equipment	31	879,063	0	0	0	0.0%	!
Sub Total - Investing Activities		(43,062,489)	(4,552,515)	(2,586,245)	1,966,270	43.2%	!
Financing Activities							
New Loan Proceeds	32	0	0	0	0	0.0%	!
Repayment of Borrowings	33	(3,840,500)	(299,517)	(299,517)	0	0.0%	!
Lease Principal Payments	34	0	0	(151,157)	(151,157)	0.0%	!
Transfers to Reserves	35	(39,039,146)	(100,000)	(74,753)	25,247	25.2%	✓
Transfers from Reserves	36	30,433,114	7,000,000	7,000,000	0	0.0%	!
Sub Total - Financing Activities		(12,446,532)	6,600,483	6,474,573	(125,910)	(1.9%)	✗
Budget Deficiency before Rates		(125,804,099)	(6,470,597)	(295,907)	6,174,690	95.4%	✓
Opening Position at 1 July	37	32,056,924	32,056,924	32,056,924	0	0.0%	!
Amount Raised from Rates	38	98,332,904	98,256,449	98,087,435	(169,013)	(0.2%)	✗
Closing Position Surplus (Deficit)		4,585,729	123,842,776	129,848,453	6,005,676	4.8%	✓
Legend							
Favourable impact on Budget Surplus	✓			Unfavourable impact on Budget Surplus	✗		



The Note reference and descriptor in each summary box below link back to the relevant line item on the Financial Activity Statement. The variance is then expressed as both a dollar value and a percentage. Letter F or U refers to the impact of the variance on the budget surplus (favourable / unfavourable).

Notes to Accompany FAS - Operating Revenues

Comments on the 3.9% favourable variances in Operating Revenues are provided below.

Note 1	Operating Grants	Variance \$	Variance %	Type
▲	Increase Actual Surplus	\$106K	40.8%	F

The variance is related to timing of the Metropolitan Regional Road Group (MRRG) direct grant for road maintenance (prepayment).

Note 2	Contributions & Donations	Variance \$	Variance %	Type
▼	Decrease Actual Surplus	(\$81K)	(67%)	U

The variances relates to the timing of a Main Roads contribution for parks operations as well as contributions relating to winter festival.

Note 3	Fees & Charges - Waste	Variance \$	Variance %	Type
▲	Increase Actual Surplus	\$41K	0.4%	F

The waste collection fees have been raised in line with budget expectations.

Note 4	Fees & Charges - Community Services	Variance \$	Variance %	Type
▲	Increase Actual Surplus	\$35K	6.9%	F

The favourable variance is related to a higher number of planning and building applications received in the month. In addition to this, the higher number of children enrolled in childcare is contributing to the favourable variance.

Note 5	Rental & Hire Revenue	Variance \$	Variance %	Type
▼	Decrease Actual Surplus	(\$123K)	(17.7%)	U

Rental revenue in Property Management is lower than anticipated due to COVID rent relief stage 3 January to March 2021 credit being applied in Jul 2021. Additionally reserve hire charges are lower due to income being moved to prepayments awaiting event completion.

Note 6	Parking Fees	Variance \$	Variance %	Type
▲	Increase Actual Surplus	\$591K	5.5%	F

Parking fees are favourable due to an increase in patronage by approximately 89K compared to last year.

Note 7	Fines & Costs	Variance \$	Variance %	Type
▲	Increase Actual Surplus	\$34K	2.1%	F

The favourable variance is related to parking court fines although the variance has reduced from July as patrons have been more compliant in August.

Note 8	Interest Earned	Variance \$	Variance %	Type
▼	Decrease Actual Surplus	(\$147K)	(56.6%)	U

Interest revenues are below budget expectations due to lower than anticipated interest rates. This is compounded by financial institutions placing limits on funds able to be deposited into interest earning facilities as local governments are all looking to place monies at similar times.

Note 9	Profit on Disposal of Assets	Variance \$	Variance %	Type
▲	Increase Actual Surplus	\$87K	100%	F

Variance relates to the delayed recognition of fleet and plant equipment disposal income for last year.

Note 10	Distribution from Investments	Variance \$	Variance %	Type
▲	Increase Actual Surplus	\$242K	100%	F

This unbudgeted gain in distribution from investments results from a change in the accounting treatment for distributions from the City's Colonial First State Investment which is marked to the ASX share index. This distribution from investments offsets the weaker performance in interest earnings.

Note 11	Other Revenue	Variance \$	Variance %	Type
▲	Increase Actual Surplus	\$137K	95.1%	F

The variance relates to the recovery of debt for parking services and insurance reimbursement for shattered glass at the library.

Notes to Accompany FAS - Operating Expenses

Comments on the 12.9% favourable variance in Operating Expenses are provided below.

Note 12	Employee Costs	Variance \$	Variance %	Type
▲	Increase Actual Surplus	\$1,297K	10.0%	F

The savings in employee expenses are a result from vacant positions that are in the process of recruitment and an anticipated EBA increase not yet ratified for payment.

Note 13	Advertising	Variance \$	Variance %	Type
▼	Decrease Actual Surplus	(\$6K)	(6.5%)	U

The small unfavourable variance is mainly related to the marketing for winter festival. This was partially offset by the timing of City of Perth Parking Campaigns project (currently in planning stage) and digital content production costs.

Note 14	Contractors & Consultants	Variance \$	Variance %	Type
🕒	Timing Difference	\$1,626K	35.6%	F

The favourable variance in expenditure is caused by delay of invoices or timing of budgeted expenditure. Disclosed by service, the main variances are listed below:

- Facility Maintenance - \$34K is related to timing of expenses for various City facilities.
- Commercial Property Management - \$33K is a timing variance for consultancy work relating to the Property performance and investment policy.
- Parking Services - \$55K favourable variance relating to timing of security, agency staff and contractors' services.
- Events and Activation - \$298K is related to timing of expenses for Australia Day Program and Christmas Lights Trail.
- Parks and Environment Operations - \$249K is related to timing of invoicing by suppliers for pruning, pump/bore maintenance, turf renovation, water features, general watering requirements, reticulation and general maintenance.
- Waste and Cleaning - \$215K is delayed invoicing for agency staff and contractors' expenditure.
- Community Support Services - \$189K is related to timing of expenses for Safe Night Spaces, Safe Shelter Trial, Assertive Outreach Services and Accreditation of Homelessness.
- Asset Maintenance \$260K is related to timing of invoices for general maintenance and installation of Christmas Decorations.
- Legal Services - \$30K timing variance
- Public Health - \$28K savings is related to outsourced health inspections, pest and disease control and pollution control expenses.
- Culture and Arts Management -\$55K relates to activation and screen curation.
- Economic Development - \$50K relates to timing of expenses for sector development, place and business development, economic development strategy.
- City Planning - \$35K relates to timing of consultancy requirements for the Sustainability Strategy

- Marketing \$30K relates to expenses related to banners as well as timing of expenses related to Marketing Brand Health tracking and reporting.
- Asset Management - \$28K relates to timing of consultancy and professional fees for building condition assessments.
- City Planning - \$35K relates to timing of consultancy requirements for the Sustainability Strategy

Note 15	Insurance	Variance \$	Variance %	Type
▼	Decrease Actual Surplus	(\$3K)	(1.6%)	U

Insurance expenses are in line with budget expectations.

Note 16	Waste Tipping Charges	Variance \$	Variance %	Type
🕒	Timing Difference	\$99K	15.2%	F

Timing variance, the waste tipping charges is mainly caused by delays in processing of August invoices.

Note 17	Other Charges	Variance \$	Variance %	Type
▲	Increase Actual Surplus	\$167K	2.1%	F

Mainly savings in prosecution fees for parking services and timing variance in the property performance portfolio project.

Note 18	Materials	Variance \$	Variance %	Type
▲	Increase Actual Surplus	\$183K	30.5%	F

Lower than anticipated requirement this month for purchase of signage, stores, bins, minor equipment, stationary and other materials across the city.

Note 19	IT Support & Maintenance	Variance \$	Variance %	Type
🕒	Timing Difference	\$172K	22.6%	F

Timing variance mainly related to ICT network hardware, ICT system software and licenses.

Note 20	Plant & Fleet Costs	Variance \$	Variance %	Type
▼	Decrease Actual Surplus	(\$14K)	(14.7%)	U

The variance is caused by a slightly higher requirement for motor vehicle fuel and lubricants as well as timing of registration expenses.

Note 21	Utilities	Variance \$	Variance %	Type
▲	Increase Actual Surplus	\$129K	21.9%	F

The variance is mainly caused by timing of power expenses.

Note 22	Depreciation (Non-Cash)	Variance \$	Variance %	Type
🕒	Timing Difference	\$1,435K	18.5%	F

Depreciation actuals are based on last year's allocations pending 20/21 asset book closure. In addition to this, the budget includes an estimate for assets to be capitalised between the time of budget preparation and the start of the new budget year.

Note 23	Interest Expenses	Variance \$	Variance %	Type
Nil	No cash impact on Actual Surplus	(\$8K)	(16.2%)	U

Slightly higher than estimated monthly interest on loans.


Note 24	Loss on Asset Disposal (Non-Cash)	Variance \$	Variance %	Type
Nil	No cash impact on Actual Surplus	-	-	-

Note 25	Loss on Revaluation of Asset (Non-Cash)	Variance \$	Variance %	Type
Nil	No cash impact on Actual Surplus	-	-	-

Note 26	Work in Progress not Capitalised	Variance \$	Variance %	Type
Nil	No cash impact on Actual Surplus	-	-	-

Note 27	Parking Levy	Variance \$	Variance %	Type
▼	Decrease Actual Surplus	(\$36K)	(1.3%)	U

The parking levy expenses are in line with budget expectations. Each year, the City prepays (in July and August) approximately \$17.5M in levies in advance for the parking bays used to generate our anticipated parking revenues. The prepayment is then expensed month by month to the City's accounts. Where parking bays are temporarily out of action, the City can seek an adjustment (refund) for the levy prepaid to state government.

Note 28	Other Expenses	Variance \$	Variance %	Type
	Timing Difference	\$133K	11.7%	F


This variance is mainly related to the timing of donations and sponsorships because the expenditure profile is not known with certainty at budget time. This under expenditure was largely offset by the earlier payment for the annual contribution made in relation to the Forrest Place walkways

Notes to Accompany FAS - Investing Activities


Investing Activities include sources grants for capital projects, sale of assets, acquisition and construction of assets. Comments on the 43.2% overall favourable variance are made below.

Note 29a	Non-Operating Grants	Variance \$	Variance %	Type
Nil		-	-	-

Note 29b	Initial Recognition/Contributed Assets	Variance \$	Variance %	Type
Nil		-	-	-

Note 30	Purchase of Property Plant & Equipment	Variance \$	Variance %	Type
	Timing Difference	\$252K	8.6%	F

Refer to the separate Capital Projects Schedule (August 21) for details of all capital projects and commentary on material variances identified therein.

Note 30	Construction of Infrastructure	Variance \$	Variance %	Type
	Timing Difference	(\$2,218K)	(55.3%)	U

This favourable variance largely due to much slower billing for contractor payments at this stage of the project than was initially expected. Refer to the separate Capital Projects Schedule (August 21) for details of all capital projects and commentary on material variances identified therein.

Note 31	Proceeds from Sale of Equipment	Variance \$	Variance %	Type
Nil		-	-	-

Notes to Accompany FAS - Financing Activities

Financing activities include borrowing, debt repayment and management of cash reserve funds. Currently these activities reflect a 0.4% unfavourable variance. Comments on the individual variances are detailed below.

Note 32	New Loan Proceeds	Variance \$	Variance %	Type
Nil	No impact on Surplus	-	-	-

No borrowings were required for 21/22 budget.

Note 33	Repayment of Borrowings	Variance \$	Variance %	Type
Nil	No impact on Surplus	-	-	-

Note 34	Lease Principal Repayments	Variance \$	Variance %	Type
▼	Decrease Actual Surplus	(251K)	-	-

Note 35	Transfer to Reserves	Variance \$	Variance %	Type
🕒	Timing Difference	\$25K	25.2%	F

The difference between budget and actual in transfers to reserves is for reserve interest due to continuing lower interest rates.

Note 36	Transfers from Reserves	Variance \$	Variance %	Type
Nil	-	-	-	-

Budgeted transfers from Reserves to month end relate only to the transfer of funds to pay the Mindarie Regional Council exit contribution which was around \$1.0M less than was anticipated - but reserve transfers were adjusted in line with this lower value.

Note 37	Opening Budget Position	Variance \$	Variance %	Type
Nil	No impact on Actual Surplus	-	-	-

To allow local governments to adopt their budgets before previous year accounting accruals are completed, they are allowed to conservatively estimate what the final year-end balance (which becomes the opening position for the next year) is. The City's estimated opening position is \$32.05M for the purposes of adopting the budget.

Note 38	Amount raised from Rates	Variance \$	Variance %	Type
▼	Decrease Actual Surplus	(\$169K)	(0.2%)	U

The Amount raised from Rates in line with budget expectation - this difference may be adjusted through interim rates during the year.

Attachment 14.1A(3)

Capital Projects Schedule - 31 August 2021

NOTE 30

Detail	Revised Annual Budget	YTD Budget	YTD Actual	YTD Budget Variance \$	YTD Budget Variance %	Budget Impact	Comments on Significant Variances
CEO Alliance							
10228 - Perth City Kids App	110,000	-	57,360	(57,360)	0.0%	1	Actuals align to key milestones being achieved, backend development is underway, photography for points of interest for walking trail are being completed. Project is on track. Budget has been reforecast based on updated deliverables, and variances will be more closely aligned based on updated forecast values.
10248 - PV1 - Medium Panel Vans	45,000	-	-	0	0.0%	1	
10396 - Art Acquisitions	50,000	-	-	0	0.0%	1	
10523 - Website Phase Three	-	-	39	(39)	0.0%	1	Minor expenditure from previous years project that could not be accrued.
Total - CEO Alliance	205,000	0	57,399	(57,399)	0.0%		
Corporate Services Alliance							
10222 - Renewal - ICT - Mobile Phone	30,000	30,000	-	30,000	100.0%	2	Timing variance for the arrival of the mobile phones, anticipated to arrive September.
10259 - SS - 4 Cyl Sedan	29,000	-	-	0	0.0%	1	
10310 - Renewal - ICT - Optical Character Recognition and Scanning	100,000	-	-	0	0.0%	1	
10322 - Live Streaming	-	-	40,684	(40,684)	0.0%	1	Project is complete. Budgeted funds scheduled to be allocated in October council report.
10417 - Renewal - ICT - Desk Phone	100,000	-	-	0	0.0%	1	
10474 - Renewal - ICT - Audio Visual	80,000	-	-	0	0.0%	1	
10475 - ICT Desktop Asset Renewal	90,000	-	90,965	(90,965)	0.0%	1	Project is completed. All hardware has arrived.
10476 - Renewal - ICT - Network	250,000	-	3,419	(3,419)	0.0%	1	
10477 - Renewal - ICT - UPS	80,000	-	-	0	0.0%	1	
10529 - Renewal - ICT - Storage	765,000	-	-	0	0.0%	1	
14141 - CA Service Desk Replacement	-	-	89,980	(89,980)	0.0%	1	Project is complete, costs incurred this financial year due to delay in invoicing in the previous financial year. To be allocated in final carryforward in October.
14433 - Unified Comms Refresh & Replacement Telephone System	300,000	-	-	0	0.0%	1	
14434 - Renewal - ICT - Workstation	735,000	-	-	0	0.0%	1	
Total - Corporate Services Alliance	2,559,000	30,000	225,048	(195,048)	(650.2%)		
Community Development Alliance							
10194 - Light it up Program	276,000	-	-	0	0.0%	1	
10249 - PV2 - Large Panel Van	45,000	-	-	0	0.0%	1	
10259 - SS - 4 Cyl Sedan	116,000	-	-	0	0.0%	1	
10264 - UC - Crew Cab Ute	133,500	-	-	0	0.0%	1	
10321 - Historic Northbridge	200,000	-	-	0	0.0%	1	
10375 - Safe Shelter Trial	-	-	2,559	2,559	0.0%	1	Minor expenditure from previous years project that could not be accrued.
10467 - CCTV Camera Network New Camera Expansion 2021	42,890	21,445	44,879	(23,434)	(109.3%)	2	Alternate solution provided to resolve a key project deliverable. Project complete, and the variance relates to earlier than expected finish.
11967 - Wellington Square Enhancement	165,000	-	68,060	(68,060)	0.0%	1	Timing variance, milestone has been met earlier than expected.
Total - Community Development Alliance	978,390	21,445	110,380	(88,935)	(414.7%)		
Planning and Economic Development Alliance							
10259 - SS - 4 Cyl Sedan	58,000	-	-	0	0.0%	1	
10354 - WACA Aquatic Centre	5,000,000	-	-	0	0.0%	1	
10431 - Traffic Modelling Hay Street 2-Way (Hay and Murray West End)	-	-	-	0	0.0%	1	
10482 - Mount Street East Concept	120,000	-	-	0	0.0%	1	
10489 - Pedestrian Crossings Improvement 20 to 21	145,000	12,000	3,800	8,200	68.3%	2	Budget has been moved to infrastructure as they are taking responsibility for delivery.
10491 - Retail Mall Enhancement A	-	-	172	(172)	0.0%	1	Budget to be reviewed and approved at October Council Meeting.
10508 - Smart Bus Stops Real Time Information	-	-	17,015	(17,015)	0.0%	1	
10509 - Smart Cities Carbon Neutral Council Pier Street Solar	213,000	-	-	0	0.0%	1	
10510 - Smart Water and Electricity Meters	53,000	-	6,933	(6,933)	0.0%	1	
10515 - Renewal - Street Furniture	50,000	26,000	25,941	59	0.2%	2	
10522 - Urban Forest - Tree Infill Program	-	-	13,645	(13,645)	0.0%	1	Entire budget has been moved to the Operations Unit as they are taking responsibility of delivery. Variance due to the movement from one service to another.
12178 - Mall Safety - Fixed Bollards	-	-	-	0	0.0%	1	
14109 - Bus Stop Replacement	-	-	46,530	46,530	0.0%	1	Invoices allocated to incorrect alliance, this has been corrected.
Total - Planning and Economic Development Alliance	5,639,000	38,000	20,977	17,023	44.8%		
Infrastructure and Operations Alliance							

Detail	Revised Annual Budget	YTD Budget	YTD Actual	YTD Budget Variance \$	YTD Budget Variance %	Budget Impact	Comments on Significant Variances
10116 - Safe Night Spaces	-	-	2,323	(2,323)	0.0%	⚠	Invoices allocated to incorrect alliance, this has been corrected.
10181 - Electricity meter Concert Hall car park	48,000	-	4,003	(4,003)	0.0%	⚠	Timing variance, deliverable arrived earlier than anticipated. Project on track.
10188 - Civil Structure - JH Abrahams Revetment Wall	388,000	-	450	(450)	0.0%	⚠	
10247 - MP - Minor Plant	70,000	35,000	-	35,000	100.0%	✅	Timing variance.
10248 - PV1 - Medium Panel Vans	223,540	-	-	0	0.0%	⚠	
10249 - PV2 - Large Panel Van	38,136	-	38,136	(38,136)	0.0%	⚠	Timing variance of fleet vehicle arriving earlier than expected.
10250 - RMO - SP1m Rotary Mower	54,000	-	63,950	(63,950)	0.0%	⚠	Timing variance of fleet vehicle arriving earlier than expected.
10252 - RM2 - Large Rotary Mowers	172,000	-	-	0	0.0%	⚠	
10253 - RS1 - Pavement Sweepers	442,983	-	-	0	0.0%	⚠	
10255 - RS3 - Road Sweeper	405,000	-	-	0	0.0%	⚠	
10256 - RT1 - Rubbish Truck <12 t GUM	1,198,614	-	-	0	0.0%	⚠	
10257 - RT2 - Rubbish Truck>20t GUM	420,000	-	-	0	0.0%	⚠	
10259 - SS - 4 Cyl Sedan	551,000	-	-	0	0.0%	⚠	
10260 - TL - Tower Lighting	38,000	-	-	0	0.0%	⚠	
10263 - TU - Tray Top Ute	313,727	-	27,578	(27,578)	0.0%	⚠	Item incorrectly accrued. Correction journal has been processed.
10264 - UC - Crew Cab Ute	44,500	-	-	0	0.0%	⚠	
10265 - UT - Utilities	44,500	-	-	0	0.0%	⚠	
10266 - UV - Small Utility Vehicle	90,000	-	-	0	0.0%	⚠	
10296 - Renewal - Roads - Cross Over Program - Wellington St	396,000	20,000	-	20,000	100.0%	✅	Timing variance for invoices. The current budget forecasts are to be updated this month to reflect future invoices.
10317 - Renewal - Electrical Lighting - Royal St	1,549,275	131,981	8,597	123,384	93.5%	✅	Timing variance related, invoices pending payment have not been processed.
10318 - Light it up Part 2	243,000	-	-	0	0.0%	⚠	
10378 - Renewal - Parks and Landscapes - Bore and Pumps	49,500	-	-	0	0.0%	⚠	
10379 - Renewal - Buildings - Asbestos Removal Program	75,000	-	-	0	0.0%	⚠	
10380 - Renewal - Buildings - Fire System - Citiplace Child Care	25,000	-	-	0	0.0%	⚠	
10381 - Renewal - Buildings - Toilet/change rooms Langley Park	100,000	-	-	0	0.0%	⚠	
10382 - Renewal - Buildings - Fire Doors	380,000	-	-	0	0.0%	⚠	
10383 - Renewal - Buildings - Fire System (Roe St Car Park)	25,500	-	-	0	0.0%	⚠	
10384 - Renewal - Buildings - Fire Equipment-State Library Car Park	30,000	-	-	0	0.0%	⚠	
10385 - Renewal - Buildings - Fixtures City Station Concourse	400,000	-	-	0	0.0%	⚠	
10386 - Renewal - Buildings - Stage Repairs Town Hall	16,000	-	-	0	0.0%	⚠	
10387 - Renewal - Buildings - Fixtures Queens Gardens Shed	30,000	-	-	0	0.0%	⚠	
10388 - Renewal - Buildings - Citiplace External Works	500,000	-	-	0	0.0%	⚠	
10389 - Renewal - Buildings - Toilet Heirison Island	15,000	-	-	0	0.0%	⚠	
10390 - Renewal - Buildings - Toilet His Majesty Car Park	150,000	-	-	0	0.0%	⚠	
10391 - Renewal - Buildings - Toilet Narrows Point	15,000	-	-	0	0.0%	⚠	
10392 - Renewal - Buildings - Toilet Roe St Car Park	150,000	-	-	0	0.0%	⚠	
10393 - Renewal - Buildings - Structural Harold Boas Pump House	15,000	-	-	0	0.0%	⚠	
10394 - Renewal - Buildings - Structural Langley Park Pump House	20,000	5,000	-	5,000	100.0%	✅	
10395 - Renewal - Buildings - Queens Gardens Caretaker's Cottage	35,000	-	-	0	0.0%	⚠	
10397 - Renewal - Buildings - Fixtures Roe St Carpark Stairs	30,000	-	-	0	0.0%	⚠	
10398 - Renewal - Buildings - Structural - Stirling Street Offices	100,000	-	-	0	0.0%	⚠	
10399 - Renewal - Buildings - Universal Access Improvement	100,000	-	-	0	0.0%	⚠	
10400 - CBD Transport Projects	1,000,000	-	-	0	0.0%	⚠	
10401 - Renewal - CCTV - Car Park and On-Street Parking	367,000	-	-	0	0.0%	⚠	
10402 - Renewal - Roads - William Street	350,000	-	-	0	0.0%	⚠	
10403 - Renewal - Roads - Aberdeen St	340,500	-	-	0	0.0%	⚠	
10404 - Renewal - Roads - Arden St	158,500	-	-	0	0.0%	⚠	
10405 - Renewal - Roads - Broadway (Cooper St to Edward St)	85,000	-	-	0	0.0%	⚠	
10406 - Renewal - Roads - Broadway - Esplanade	9,000	-	-	0	0.0%	⚠	
10407 - Renewal - Roads - Broadway (Caporn St)	100,500	-	-	0	0.0%	⚠	
10408 - Renewal - Roads - East Pde Roundabout	161,500	-	-	0	0.0%	⚠	
10409 - Renewal - Roads - Fire Station Open Air Carpark	276,000	-	-	0	0.0%	⚠	
10410 - Renewal - Roads - Hay St (Bennett St to Plain St)	278,500	-	-	0	0.0%	⚠	
10411 - Renewal - Roads - Plaistowe Mews	73,500	-	-	0	0.0%	⚠	
10412 - Renewal - Roads - Sutherland St -Troode St	239,500	-	-	0	0.0%	⚠	
10413 - Renewal - Roads - Thomas St - Hay St	166,000	-	-	0	0.0%	⚠	
10414 - Renewal - Roads - William St - Murray St	110,000	-	-	0	0.0%	⚠	
10415 - Renewal - Roads - Cross Over Program - City Wide	22,500	-	-	0	0.0%	⚠	
10416 - Renewal - Roads - Cross Over Program - Stirling St	17,000	-	-	0	0.0%	⚠	
10418 - Renewal - Riverbank - Foreshore Revetment Wall	25,000	-	-	0	0.0%	⚠	
10419 - Renewal - Electrical Lighting - Hay St - Braithwaite St	121,000	-	-	0	0.0%	⚠	
10420 - Renewal - Electrical Lighting - Replace Hook Pole Lights	216,000	-	-	0	0.0%	⚠	
10421 - Renewal - Electrical Lighting - URBI - Northbridge	434,000	-	-	0	0.0%	⚠	

Detail	Revised Annual Budget	YTD Budget	YTD Actual	YTD Budget Variance \$	YTD Budget Variance %	Budget Impact	Comments on Significant Variances
10422 - Renewal - Electrical Lighting - Claisebrook Cove South	70,000	-	-	0	0.0%	🟡	
10423 - Renewal - Electrical Lighting - Crawley Park Avenue	190,000	-	-	0	0.0%	🟡	
10424 - Renewal - Electrical Lighting - Forrest Place - Murray St	145,000	-	-	0	0.0%	🟡	
10425 - Renewal - Electrical Lighting - Hay St (West Perth)	30,000	-	-	0	0.0%	🟡	
10426 - Renewal - Electrical Lighting - Kings Park Rd	140,500	-	-	0	0.0%	🟡	
10427 - Renewal - Electrical Lighting - Queens Gardens - Park Light	150,000	-	-	0	0.0%	🟡	
10428 - Renewal - Electrical Lighting - Riverside Drive	12,000	-	-	0	0.0%	🟡	
10429 - Renewal - Electrical Lighting - Wellington Station Forecourt	190,000	-	-	0	0.0%	🟡	
10430 - Renewal - Electrical Lighting - West Perth Lighting Upgrade	1,500,000	7,000	-	7,000	100.0%	🟢	
10432 - Renewal - Parks and Landscapes - Haig Park Circle (PAW)	39,500	-	-	0	0.0%	🟡	
10433 - Renewal - Roads - MRRG - Goderich St	141,500	-	-	0	0.0%	🟡	
10434 - Renewal - Roads - MRRG - Hampden Rd	104,000	-	-	0	0.0%	🟡	
10435 - Renewal - Roads - MRRG - Plain St	209,500	-	-	0	0.0%	🟡	
10436 - Renewal - Roads - MRRG - Stirling St	112,500	-	-	0	0.0%	🟡	
10437 - Renewal - Path and Kerb - Caporn St	43,500	-	-	0	0.0%	🟡	
10438 - Renewal - Path and Kerb - Fairway	112,000	-	-	0	0.0%	🟡	
10439 - Renewal - Path and Kerb - James St	529,000	-	-	0	0.0%	🟡	
10440 - Renewal - Path and Kerb - Pier St (Aberdeen St to James St)	136,500	-	-	0	0.0%	🟡	
10443 - Renewal - Path and Kerb - Prowse St	13,000	-	-	0	0.0%	🟡	
10446 - Renewal - Buildings - Electrical	1,332,500	-	-	0	0.0%	🟡	
10447 - Renewal - Buildings - Emergency Works	150,000	-	258	(258)	0.0%	🟡	
10450 - Renewal - Buildings - Town Hall	700,000	-	2,106	(2,106)	0.0%	🟡	A majority of project costs lie in construction, which will commence during December.
10452 - Building - Fixtures & Fittings Upgrades 20 21	60,000	50,000	41,671	8,329	16.7%	🟢	Project Complete. Contingency as part of the overall amount is no longer required. Will be returned as savings.
10454 - Renewal - Path - Aberdeen St - Fitzgerald St	514,500	-	-	0	0.0%	🟡	
10457 - Renewal - Path - Mounts Bay Rd (Narrows Bridge to Brewery)	195,500	-	-	0	0.0%	🟡	
10459 - Renewal - Path - Stirling Gardens (Council House)	150,000	-	-	0	0.0%	🟡	
10460 - Building - Subsidence Renewal - PCEC Carpark	400,000	340,000	215,908	124,092	36.5%	🟢	Project Complete. Subject to finalisation of remaining invoices, expecting some savings to be realised.
10461 - Building - Surveillance Replacements - Carparks	144,371	-	153,625	(153,625)	0.0%	🟡	Variances relate to forecasts requiring an update. Project is on Track, no further expected expenditure, project is ready for close out. Overspend relates change in hardware specification, due to superseded technology. Variance relates to current forecasted expenditure, any additional invoices will have their forecast updated. Project is complete pending one remaining invoice.
10462 - Building - Surveillance Upgrades	3,786	-	3,475	(3,475)	0.0%	🟡	
10463 - Building - Waterproofing Rectification Works - Council House	45,000	25,000	25,340	(340)	(1.4%)	🔴	Estimate received, draft Investigation Report for water leaks completed for Forest Place.
10466 - Renewal - CCTV - Pole Replacement Program	35,000	-	-	0	0.0%	🟡	
10468 - Renewal - Playground and Exercise Equipment	248,000	-	-	0	0.0%	🟡	
10469 - Civil Structure - Bridge Replacement - John Oldham	400,000	-	-	0	0.0%	🟡	
10470 - Civil Structure - Bridge Replacement - Queens Gardens	132,000	-	-	0	0.0%	🟡	
10473 - East Perth Foreshore PSP and Lighting Upgrade Works	1,390,000	-	-	0	0.0%	🟡	
10479 - Landscaping and Hostile Vehicle Incursion Prevention	386,200	-	-	0	0.0%	🟡	
10485 - Renewal - Parks and Landscapes - Irrigation Program	430,000	-	-	0	0.0%	🟡	
10486 - Renewal - Park Furniture	50,000	-	-	0	0.0%	🟡	
10487 - Renewal - Path and Kerb - Kerb Replacement Wellington St	91,870	-	-	0	0.0%	🟡	
10488 - Path and Kerb Upgrade	-	-	5,566	(5,566)	0.0%	🟡	Minor expenditure from previous years project that could not be accrued.
10491 - Retail Mall Enhancement A	730,000	12,775	173,925	(161,150)	(1,261.5%)	🔴	Timing variance regarding furniture delivery earlier than expected. Project is on track.
10503 - Roads - MRRG - St Georges Tce WB Road Seal - William to Kin	-	-	5,040	(5,040)	0.0%	🟡	Minor expenditure from previous years project that could not be accrued.
10507 - Roe Street Enhancement (Fitzgerald to Beaufort)	13,900,000	3,106,044	881,298	2,224,746	71.6%	🟢	Project works have not progressed as fast as the initial estimates from the contractor. Leading to a timing variance for payment.
10512 - Stormwater Drainage Upgrades 2020 to 21	100,000	-	-	0	0.0%	🟡	
10513 - Renewal - Street Furniture - Drinking Fountain Program	50,000	-	-	0	0.0%	🟡	
10514 - Renewal - Street Furniture - Litter Bin Program	270,000	-	-	0	0.0%	🟡	
10516 - Renewal - Electrical Lighting - Adelaide Tce (Bennet/Plain)	2,780,000	-	-	0	0.0%	🟡	
10518 - Street Lighting - LED Upgrades	-	-	3,800	(3,800)	0.0%	🟡	Minor expenditure from previous years project that could not be accrued.
10522 - Urban Forest - Tree Infill Program	704,500	214,270	206,400	7,870	3.7%	🟢	Timing variance. Some trees were unable to be planted during that period, as a result a minor variance in expenses for August.
10527 - Renewal - Roads - R2R James St	212,000	-	-	0	0.0%	🟡	
10528 - Renewal - Roads - R2R Murray St (Irwin St to Victoria Sq)	53,500	-	-	0	0.0%	🟡	
10530 - Renewal - Stormwater - Reline Clotilde St	118,000	-	-	0	0.0%	🟡	
10531 - Renewal - Stormwater - Lake St - Roe St	308,000	-	-	0	0.0%	🟡	
10532 - Renewal - Stormwater - Reline Richardson Stage 2	84,500	-	-	0	0.0%	🟡	
10533 - Renewal - Stormwater - Reline Royal St	92,500	-	-	0	0.0%	🟡	
10534 - Renewal - Stormwater - 118 Adelaide Tce	25,000	-	-	0	0.0%	🟡	
10535 - Renewal - Stormwater - Moore St East	13,000	-	-	0	0.0%	🟡	
10536 - Renewal - Stormwater - Mounts Bay Road	100,000	-	-	0	0.0%	🟡	
10537 - Renewal - Stormwater - Wolf Lane	36,500	-	-	0	0.0%	🟡	
10541 - Renewal - Tree Hardware	100,000	60,000	-	60,000	100.0%	🟢	Project has yet to start, and a request for quote regarding tree guards have been advertised. Budget forecast will be updated to reflect these works.

Detail	Revised Annual Budget	YTD Budget	YTD Actual	YTD Budget Variance \$	YTD Budget Variance %	Budget Impact	Comments on Significant Variances
10542 - Renewal - Riverbank - Heirisson Revetment RVW07A and RV	40,000	-	-	0	0.0%	ⓘ	
11967 - Wellington Square Enhancement	291,000	91,000	51,558	39,442	43.3%	✔	Timing variance.
12082 - Two Way Hill Street (St Georges Tce - Wittnoom St)	90,000	-	-	0	0.0%	ⓘ	
12178 - Mall Safety - Fixed Bollards	835,000	-	-	0	0.0%	ⓘ	
14087 - East End Revitalisation	500,000	330,000	163,377	166,623	50.5%	✔	Timing variance, pending invoices.
14109 - Bus Stop Replacement	950,000	-	50,530	(50,530)	0.0%	ⓘ	Timing variance based on expected accrual that did not eventuate.
14134 - CCTV Camera Renewal Replacement PTZ	100,000	-	-	0	0.0%	ⓘ	
14406 - Renewal - Electrical Lighting - Mitigation Old Bunbury Cr	337,500	35,000	5,921	29,079	83.1%	✔	Timing variance.
14424 - Drainage - Various - pit covers	132,000	-	37,488	(37,488)	0.0%	ⓘ	Timing variance pit cover replacement works were completed earlier than anticipated.
23415 - Building - Renewal - Community Facility Renewal Work	225,000	-	117	(117)	0.0%	ⓘ	
Total - Infrastructure and Operations Alliance	47,447,502	4,463,070	2,172,441	2,290,629	51.3%		
Total Expenditure	56,828,892	4,552,515	2,586,245	1,966,270	43.2%		

Attachment 14.1B

CEO Alliance Variances by Alliance & Service

31 August - 2021

Detail	Revised Annual Budget	YTD Budget	YTD Actual	YTD Budget Variance \$	YTD Budget Variance %	Budget Impact	Comments on Material Variances Identified - by Service
Financial Summary - CEO Alliance							
Total Revenue	0	0	0	0	0.0%	!	
Core Service	(8,726,117)	(1,418,556)	(1,230,671)	(187,885)	13.2%	✓	
Internal Allocations	(2,586,737)	(456,514)	(361,058)	(95,456)	20.9%	✓	
Internal Recovery	2,132,760	291,446	275,204	16,242	5.6%	✓	
Operating Project Expenditure	(190,000)	0	(11,316)	11,316	0.0%	!	
Total Expenditure	(9,370,094)	(1,583,624)	(1,327,841)	(432,353)	27.3%	✓	
Net Operating Surplus (Deficit)	(9,370,094)	(1,583,624)	(1,327,841)	(255,783)	16.2%	✓	
Total Capital Project Expenditure	(205,000)	0	(57,399)	57,399	0.0%	✓	

Figures in this view include all Internal Allocations and Internal Recoveries

Financial Summary - CEO Alliance Services

Leadership - CEO Alliance

Total Revenue	0	0	0	0	0.0%	!	
Core Service	(582,877)	(103,000)	(88,330)	(14,671)	14.2%	✓	Timing variance related to expenses in consultancy, learning and development and telecommunication charges.
Internal Allocations	(204,115)	(34,907)	(29,465)	(5,442)	15.6%	✓	
Operating Project Expenditure	(35,000)	0	0	0	0.0%	!	
(As below)							
10543 - CEO Special Project Consultancy	(35,000)	0	0	0	0.0%	!	\$15K budget has been reallocated for Lord Mayor's office refurbishment.
Total Expenditure	(821,992)	(137,907)	(117,795)	(20,113)	14.6%	✓	
Net Operating Surplus (Deficit)	(821,992)	(137,907)	(117,795)	(20,113)	14.6%	✓	

Audit and Risk

Total Revenue	0	0	0	0	0.0%	!	
Core Service	(788,001)	(67,513)	(70,713)	3,201	(4.7%)	✗	Minor variance in employee costs
Internal Allocations	(33,925)	(6,615)	(4,342)	(2,273)	34.4%	✓	
Internal Recovery	692,690	49,350	54,922	(5,572)	(11.3%)	✗	
Operating Project Expenditure	0	0	0	0	0.0%	!	
Total Expenditure	(129,235)	(24,777)	(20,134)	(4,644)	18.7%	✓	
Net Operating Surplus (Deficit)	(129,235)	(24,777)	(20,134)	(4,644)	18.7%	✓	

Strategy and Policy

Detail	Revised Annual Budget	YTD Budget	YTD Actual	YTD Budget Variance \$	YTD Budget Variance %	Budget Impact	Comments on Material Variances Identified - by Service
Total Revenue	0	0	0	0	0.0%	ⓘ	
Core Service	(877,635)	(147,655)	(69,775)	(77,880)	52.7%	✔	Three vacant positions. 1 position recently seconded as a Lead role
Internal Allocations	(402,421)	(70,298)	(52,679)	(17,618)	25.1%	✔	
Operating Project Expenditure	0	0	0	0	0.0%	ⓘ	
Total Expenditure	(1,280,057)	(217,953)	(122,454)	(95,499)	43.8%	✔	
Net Operating Surplus (Deficit)	(1,280,057)	(217,953)	(122,454)	(95,499)	43.8%	✔	
Corporate Communications							
Total Revenue	0	0	0	0	0.0%	ⓘ	
Core Service	(2,057,340)	(345,778)	(305,265)	(40,512)	11.7%	✔	Vacant position and timing variance in digital content production.
Internal Allocations	(802,748)	(140,938)	(116,179)	(24,759)	17.6%	✔	
Operating Project Expenditure (As below)	(20,000)	0	0	0	0.0%	ⓘ	
10311 - City of Lights Promotion	(20,000)	0	0	0	0.0%	ⓘ	Project is likely to be spent between November and February in line with 60th Anniversary of the City of Lights.
Total Expenditure	(2,880,088)	(486,716)	(421,445)	(65,271)	13.4%	✔	
Net Operating Surplus (Deficit)	(2,880,088)	(486,716)	(421,445)	(65,271)	13.4%	✔	
Governance and Executive Services							
Total Revenue	0	0	0	0	0.0%	ⓘ	
Core Service	(1,161,732)	(194,240)	(174,815)	(19,425)	10.0%	✔	Employee cost savings due to secondments.
Internal Allocations	(526,540)	(91,120)	(79,927)	(11,193)	12.3%	✔	
Operating Project Expenditure (As below)	(99,000)	0	(11,316)	11,316	0.0%	ⓘ	
10313 - Council Elections and Lord Mayor Election	(99,000)	0	0	0	0.0%	ⓘ	
10538 - Agenda and Minutes Software	0	0	(11,316)	11,316	0.0%	ⓘ	Agenda and Minutes Software project budget to be added in the budget review.
Total Expenditure	(1,787,272)	(285,360)	(266,058)	(19,302)	6.8%	✔	
Net Operating Surplus (Deficit)	(1,787,272)	(285,360)	(266,058)	(19,302)	6.8%	✔	
Legal Services							
Total Revenue	0	0	0	0	0.0%	ⓘ	
Core Service	(1,257,069)	(210,632)	(206,117)	(4,515)	2.1%	✔	
Internal Allocations	(26,902)	(5,997)	(4,093)	(1,904)	31.8%	✔	
Internal Recovery	1,283,970	216,629	210,210	6,419	3.0%	✔	
Operating Project Expenditure	0	0	0	0	0.0%	ⓘ	
Total Expenditure	0	0	0	0	0.0%	ⓘ	

Figures in this view include all Internal Allocations and Internal Recoveries

Detail	Revised Annual Budget	YTD Budget	YTD Actual	YTD Budget Variance \$	YTD Budget Variance %	Budget Impact	Comments on Material Variances Identified - by Service
Net Operating Surplus (Deficit)	0	0	0	0	0.0%		
Leadership - Strategy and Governance							
Total Revenue	0	0	0	0	0.0%		
Core Service	(461,014)	(98,435)	(56,015)	(42,420)	43.1%		Employee costs to be re-allocated as per re-alignment organisational structure.
Internal Allocations	(36,642)	(7,093)	(5,362)	(1,731)	24.4%		
Operating Project Expenditure	0	0	0	0	0.0%		
Total Expenditure	(497,656)	(105,527)	(61,377)	(44,151)	41.8%		
Net Operating Surplus (Deficit)	(497,656)	(105,527)	(61,377)	(44,151)	41.8%		
Council and Civic Support Services							
Total Revenue	0	0	0	0	0.0%		
Core Service	(1,540,450)	(251,304)	(259,640)	8,337	(3.3%)		Variance related to employee costs
Internal Allocations	(553,445)	(99,546)	(69,011)	(30,535)	30.7%		
Internal Recovery	156,100	25,467	10,073	15,394	60.4%		
Operating Project Expenditure	(36,000)	0	0	0	0.0%		
(As below)							
10137 - End of Year Event	(20,000)	0	0	0	0.0%		
10313 - Council Elections and Lord Mayor Election	(1,000)	0	0	0	0.0%		
10543 - CEO Special Project Consultancy	(15,000)	0	0	0	0.0%		
Total Expenditure	(1,973,795)	(325,383)	(318,579)	(6,804)	2.1%		
Net Operating Surplus (Deficit)	(1,973,795)	(325,383)	(318,579)	(6,804)	2.1%		
Total Capital Project Expenditure	(205,000)	0	(57,399)	57,399	0.0%		
10228 - Perth City Kids App	(110,000)	0	(57,360)	57,360	0.0%		Actuals align to key milestones being achieved, backend development is underway, photography for points of interest for walking trail are being completed. Project is on track. Budget has been reforecast based on updated deliverables, and variances will be
10248 - PV1 - Medium Panel Vans	(45,000)	0	0	0	0.0%		
10396 - Art Acquisitions	(50,000)	0	0	0	0.0%		
10523 - Website Phase Three	0	0	(39)	39	0.0%		Minor expenditure from previous years project that could not be accrued.

Figures in this view include all Internal Allocations and Internal Recoveries

 Corporate Services Alliance Variances by Alliance & Service










31 August - 2021

Attachment B

Detail	Revised Annual Budget	YTD Budget	YTD Actual	YTD Budget Variance \$	YTD Budget Variance %	Budget Impact	Comments on Material Variances Identified - by Service
--------	-----------------------	------------	------------	------------------------	-----------------------	---------------	--







Figures in this view include all Internal Allocations and Internal Recoveries

Financial Summary - Corporate Services Alliance








Total Revenue	102,528,766	98,661,741	98,591,493	70,248	0.1%		
Core Service	(22,424,849)	(3,752,247)	(3,230,703)	(521,544)	13.9%		
Internal Allocations	(3,764,483)	(681,283)	(2,202,748)	1,521,465	(223.3%)		
Internal Recovery	25,452,046	4,254,180	5,449,601	(1,195,421)	(28.1%)		
Recoverable works	0	0	(375)	375	0.0%		
Operating Project Expenditure	0	0	0	0	0.0%		
Total Expenditure	(737,286)	(179,351)	15,776	(716,671)	399.6%		
Net Operating Surplus (Deficit)	101,791,481	98,482,390	98,607,269	(124,879)	(0.1%)		
Total Capital Project Expenditure	(2,559,000)	(30,000)	(225,048)	195,048	(650.2%)		

Financial Summary - Corporate Services Alliance Services






Project Management Office

Total Revenue	0	0	0	0	0.0%		
Core Service	(455,981)	(74,298)	(37,398)	(36,899)	49.7%		Two vacant positions
Internal Allocations	(342,548)	(58,992)	(49,063)	(9,930)	16.8%		
Operating Project Expenditure	0	0	0	0	0.0%		
Total Expenditure	(798,529)	(133,290)	(86,461)	(46,829)	35.1%		
Net Operating Surplus (Deficit)	(798,529)	(133,290)	(86,461)	(46,829)	35.1%		

Leadership - Corporate Services

Total Revenue	0	0	0	0	0.0%		
Core Service	(527,108)	(87,542)	(69,775)	(17,767)	20.3%		Employee costs savings due to excess leave taken that is paid from a leave provision, underspend in office supplies.
Internal Allocations	(28,086)	(6,524)	(2,567)	(3,956)	60.6%		
Internal Recovery	555,193	94,066	72,342	21,724	23.1%		
Operating Project Expenditure	0	0	0	0	0.0%		
Total Expenditure	0	0	0	0	0.0%		
Net Operating Surplus (Deficit)	0	0	0	0	0.0%		

Strategic Finance

Total Revenue	0	0	0	0	0.0%		
Core Service	(1,463,065)	(244,572)	(204,162)	(40,411)	16.5%		One vacant position and one reduction from establishment.
Internal Allocations	(389,473)	(70,983)	(54,556)	(16,426)	23.1%		
Internal Recovery	1,852,539	315,555	258,718	56,837	18.0%		
Operating Project Expenditure	0	0	0	0	0.0%		

Detail	Revised Annual Budget	YTD Budget	YTD Actual	YTD Budget Variance \$	YTD Budget Variance %	Budget Impact	Comments on Material Variances Identified - by Service
--------	-----------------------	------------	------------	------------------------	-----------------------	---------------	--

Figures in this view include all Internal Allocations and Internal Recoveries

Total Expenditure	0	0	0	0	0.0%	!	
Net Operating Surplus (Deficit)	0	0	0	0	0.0%	!	

ICT Services

Total Revenue	0	0	0	0	0.0%	!	
Core Service	(12,898,590)	(2,184,716)	(1,825,678)	(359,038)	16.4%	✓	Vacant positions. Timing variance for software licenses & delays in signing of contracts.
Internal Allocations	(603,235)	(118,660)	(83,388)	(35,272)	29.7%	✓	
Internal Recovery	13,385,407	2,280,943	1,885,073	395,869	17.4%	✓	
Operating Project Expenditure	0	0	0	0	0.0%	!	
Total Expenditure	(116,419)	(22,433)	(23,993)	1,559	(7.0%)	✗	
Net Operating Surplus (Deficit)	(116,419)	(22,433)	(23,993)	1,559	(7.0%)	✗	

Transactional Finance

Total Revenue	102,525,766	98,661,241	98,590,716	70,524	0.1%	✗	Interest revenues are below budget expectations due to lower than anticipated interest rates. This is coupled with financial institutions placing limits on funds available to deposit into interest earning facilities.
Core Service	(3,348,715)	(559,471)	(544,258)	(15,212)	2.7%	✓	Vacant positions and timing variance in rates notice printing.
Internal Allocations	(1,435,876)	(251,330)	(1,872,362)	1,621,032	(645.0%)	✗	
Internal Recovery	4,936,253	787,674	2,544,001	(1,756,327)	(223.0%)	✗	
Operating Project Expenditure	0	0	0	0	0.0%	!	
Total Expenditure	151,663	(23,127)	127,381	(150,508)	650.8%	✓	
Net Operating Surplus (Deficit)	102,677,429	98,638,114	98,718,097	(79,983)	(0.1%)	✗	

Human Resources

Total Revenue	0	0	0	0	0.0%	!	
Core Service	(3,135,895)	(502,020)	(433,341)	(68,679)	13.7%	✓	Vacancies, 3 panel recruitment consultants and agency contractors to offset against employee costs
Internal Allocations	(645,309)	(118,378)	(94,100)	(24,278)	20.5%	✓	
Internal Recovery	3,810,204	620,397	527,441	92,956	15.0%	✓	
Operating Project Expenditure	0	0	0	0	0.0%	!	
Total Expenditure	29,000	0	0	0	0.0%	!	
Net Operating Surplus (Deficit)	29,000	0	0	0	0.0%	!	

Information and Records Management

Total Revenue	3,000	500	777	(277)	(55.4%)	✓	
Core Service	(595,495)	(99,628)	(116,090)	16,462	(16.5%)	✗	Casual and and agency contractor to backfill staff on personal leave.
Internal Allocations	(319,955)	(56,417)	(46,712)	(9,705)	17.2%	✓	
Internal Recovery	912,450	155,545	162,025	(6,480)	(4.2%)	✗	
Operating Project Expenditure	0	0	0	0	0.0%	!	

(As below)

Detail	Revised Annual Budget	YTD Budget	YTD Actual	YTD Budget Variance \$	YTD Budget Variance %	Budget Impact	Comments on Material Variances Identified - by Service
--------	-----------------------	------------	------------	------------------------	-----------------------	---------------	--

Figures in this view include all Internal Allocations and Internal Recoveries

Total Expenditure	(3,000)	(500)	(777)	277	(55.4%)	⊗	
--------------------------	----------------	--------------	--------------	------------	----------------	----------	--

Net Operating Surplus (Deficit)	0	(0)	(0)	0	(100.0%)	⊗	
--	----------	------------	------------	----------	-----------------	----------	--

Total Capital Project Expenditure	(2,559,000)	(30,000)	(225,048)	195,048	(650.2%)	✓	
--	--------------------	-----------------	------------------	----------------	-----------------	----------	--

10222 - Renewal - ICT - Mobile Phone	(30,000)	(30,000)	0	(30,000)	100.0%	✓	Timing variance for the arrival of the mobile phones, anticipated to arrive September.
10259 - SS - 4 Cyl Sedan	(29,000)	0	0	0	0.0%	!	
10310 - Renewal - ICT - Optical Character Recognition an	(100,000)	0	0	0	0.0%	!	
10322 - Live Streaming	0	0	(40,684)	40,684	0.0%	!	Project is complete. Budgeted funds scheduled to be allocated in October council report.
10417 - Renewal - ICT - Desk Phone	(100,000)	0	0	0	0.0%	!	
10474 - Renewal - ICT - Audio Visual	(80,000)	0	0	0	0.0%	!	
10475 - ICT Desktop Asset Renewal	(90,000)	0	(90,965)	90,965	0.0%	!	Project is completed. All hardware has arrived.
10476 - Renewal - ICT - Network	(250,000)	0	(3,419)	3,419	0.0%	!	
10477 - Renewal - ICT - UPS	(80,000)	0	0	0	0.0%	!	
10529 - Renewal - ICT - Storage	(765,000)	0	0	0	0.0%	!	
14141 - CA Service Desk Replacement	0	0	(89,980)	89,980	0.0%	!	Project is complete, costs incurred this financial year due to delay in invoicing in the previous financial year. To be allocated in final carryforward in October.
14433 - Unified Comms Refresh & Replacement Telepho	(300,000)	0	0	0	0.0%	!	
14434 - Renewal - ICT - Workstation	(735,000)	0	0	0	0.0%	!	

Detail	Revised Annual Budget	YTD Budget	YTD Actual	YTD Budget Variance \$	YTD Budget Variance %	Budget Impact	Comments on Material Variances Identified - by Service
--------	-----------------------	------------	------------	------------------------	-----------------------	---------------	--

Figures in this view include all Internal Allocations and Internal Recoveries

Financial Summary - Community Development Alliance

Total Revenue	5,138,961	578,734	468,614	110,120	19.0%	✘	
Core Service	(26,471,514)	(4,595,236)	(3,932,850)	(662,386)	14.4%	✔	
Internal Allocations	(10,172,252)	(1,749,047)	(1,463,961)	(285,086)	16.3%	✔	
Internal Recovery	3,210,902	550,561	465,743	84,818	15.4%	✔	
Recoverable works	0	0	(3,875)	3,875	0.0%	!	
Operating Project Expenditure	(12,493,906)	(1,490,667)	(665,600)	(825,067)	55.3%	✔	
Total Expenditure	(45,926,769)	(7,284,388)	(5,600,543)	(3,171,298)	43.5%	✔	
Net Operating Surplus (Deficit)	(40,787,808)	(6,705,654)	(5,131,929)	(1,573,725)	23.5%	✔	
Total Capital Project Expenditure	(978,390)	(21,445)	(110,380)	88,935	(414.7%)	✔	

Financial Summary - Community Development Alliance Services

Leadership - Community Development

Total Revenue	0	0	0	0	0.0%	!	
Core Service	(647,580)	(108,957)	(86,367)	(22,589)	20.7%	✔	Mainly related to lower contractor costs as well as general sundries required by Alliance
Internal Allocations	(169,860)	(29,851)	(24,375)	(5,475)	18.3%	✔	
Internal Recovery	817,440	138,807	110,743	28,065	20.2%	✔	
Operating Project Expenditure	0	0	0	0	0.0%	!	
Total Expenditure	0	0	0	0	0.0%	!	
Net Operating Surplus (Deficit)	0	0	0	0	0.0%	!	

Customer Experience

Total Revenue	142,500	23,748	32,381	(8,633)	(36.4%)	✔	Mainly related to settlement fees and banner hire income higher than the estimated budget.
Core Service	(2,204,409)	(370,590)	(337,706)	(32,884)	8.9%	✔	Mainly relating to vacant positions that have been advertised.
Internal Allocations	(979,206)	(175,394)	(141,222)	(34,172)	19.5%	✔	
Internal Recovery	2,377,462	408,954	355,145	53,809	13.2%	✔	
Operating Project Expenditure	(45,000)	0	0	0	0.0%	!	
(As below)							
10131 - Neighbourhood & Strategic Community Plan	(45,000)	0	0	0	0.0%	!	Neighbourhood Place Plan Phase 2 - long term implementation with Customer Experience and Strategic Community Plan. Remaining budget from 20/21 carried forward and final expenditure yet to be realised. Budget to be reallocated to Governance to undertake the final stage of the work.
Total Expenditure	(851,153)	(137,030)	(123,783)	(13,247)	9.7%	✔	
Net Operating Surplus (Deficit)	(708,653)	(113,282)	(91,402)	(21,880)	19.3%	✔	

Community Capacity Building

Detail	Revised Annual Budget	YTD Budget	YTD Actual	YTD Budget Variance \$	YTD Budget Variance %	Budget Impact	Comments on Material Variances Identified - by Service
Figures in this view include all Internal Allocations and Internal Recoveries							
Total Revenue	0	0	0	0	0.0%	!	
Core Service	(695,077)	(124,567)	(101,635)	(22,932)	18.4%	✓	Favourable variance is mainly related to cancelled NAIDOC week event due to COVID restrictions and timing variance in the access and inclusion budget.
Internal Allocations	(294,896)	(52,082)	(40,508)	(11,574)	22.2%	✓	
Operating Project Expenditure	0	0	(175)	175	0.0%	!	
(As below)							
10208 - Diversity and Inclusion Advisory Group	0	0	(175)	175	0.0%	!	Attendance to LGBTQIA advisory group meetings.
Total Expenditure	(989,973)	(176,649)	(142,319)	(34,330)	19.4%	✓	
Net Operating Surplus (Deficit)	(989,973)	(176,649)	(142,319)	(34,330)	19.4%	✓	
Community Support Services							
Total Revenue	1,775,856	301,942	318,384	(16,442)	(5.4%)	✓	Favourable variance mainly related to a higher than anticipated number of children enrolled child care. This favorable variance has been partially offset by refunds processed in halls and room hire charges due to activity group cancellation at the community centre in response to COVID restrictions.
Core Service	(4,752,413)	(803,880)	(643,728)	(160,152)	19.9%	✓	Favourable variance mainly related to delays with invoicing for contractors.
Internal Allocations	(1,767,381)	(295,635)	(270,335)	(25,301)	8.6%	✓	
Internal Recovery	16,000	2,800	0	2,800	100.0%	✓	
Operating Project Expenditure	(1,584,206)	(234,000)	(117,487)	(116,513)	49.8%	✓	
(As below)							
10017 - Accreditation of Homeless Services	0	0	0	0	0.0%	!	
10116 - Safe Night Spaces	0	0	(10,255)	10,255	0.0%	!	Project completed last financial year, invoice was received late in July. No accruals were provided.
10205 - Tuesday Morning Show	0	0	(270)	270	0.0%	!	Journal adjustment in September to move actuals.
10334 - Assertive Outreach Services (Cultural)	(300,000)	(50,000)	(16,809)	(33,191)	66.4%	✓	Services progress on track, some delays with invoices.
10335 - Safe Night Space - Women Only	(1,060,206)	(60,000)	(87,013)	27,013	(45.0%)	✗	Timing variance services progressing as planned.
10375 - Safe Shelter Trial	(224,000)	(124,000)	(5,200)	(118,800)	95.8%	✓	Launched in July, delays with processing of invoices.
10524 - Assertive Outreach	0	0	2,059	(2,059)	0.0%	!	Journal adjustment in September to correct transactions from Assertive Outreach Services (Cultural)
Total Expenditure	(8,088,001)	(1,330,715)	(1,031,549)	(299,165)	22.5%	✓	
Net Operating Surplus (Deficit)	(6,312,145)	(1,028,773)	(713,165)	(315,607)	30.7%	✓	
Library and Life-long Learning							
Total Revenue	111,500	18,280	12,317	5,963	32.6%	✗	Unfavourable variance mainly related to lockdown and COVID restrictions as library was running at half capacity until mid July.
Core Service	(4,807,941)	(867,886)	(746,212)	(121,675)	14.0%	✓	Majority of the variance is related to estimated depreciation budget which will be revised at budget review. Other timing variances include postage and couriers, performance fees, utilities and rates invoices.
Internal Allocations	(1,192,058)	(189,010)	(185,182)	(3,828)	2.0%	✓	
Internal Recovery	0	0	436	(436)	0.0%	!	
Operating Project Expenditure	0	0	0	0	0.0%	!	
Total Expenditure	(5,999,999)	(1,056,896)	(930,958)	(125,939)	11.9%	✓	
Net Operating Surplus (Deficit)	(5,888,499)	(1,038,616)	(918,641)	(119,976)	11.6%	✓	
Culture and Arts Management							

Detail	Revised Annual Budget	YTD Budget	YTD Actual	YTD Budget Variance \$	YTD Budget Variance %	Budget Impact	Comments on Material Variances Identified - by Service
Total Revenue	0	0	0	0	0.0%	!	
Core Service	(1,927,872)	(323,461)	(214,809)	(108,651)	33.6%	✓	Mainly relating to delay in contractor invoicing for Northbridge Piazza screen curation and conservation art.
Internal Allocations	(662,557)	(116,493)	(93,826)	(22,667)	19.5%	✓	
Operating Project Expenditure	(260,000)	0	(1,188)	1,188	0.0%	!	
(As below)							
10269 - Heritage Perth Weekend	(90,000)	0	(99)	99	0.0%	!	
10321 - Historic Northbridge	(40,000)	0	0	0	0.0%	!	Planning underway
10344 - Local Heritage Survey	(80,000)	0	(1,089)	1,089	0.0%	!	Local Heritage survey public engagement.
10357 - Perth Town Hall Conservation Management Plan	(50,000)	0	0	0	0.0%	!	
Total Expenditure	(2,850,429)	(439,953)	(309,823)	(130,131)	29.6%	✓	
Net Operating Surplus (Deficit)	(2,850,429)	(439,953)	(309,823)	(130,131)	29.6%	✓	
Events and Activation							
Total Revenue	962,500	50,000	0	50,000	100.0%	✗	Timing variance relating to Winter Festival contributions
Core Service	(1,099,786)	(165,028)	(230,411)	65,384	(39.6%)	✗	Unfavourable variance relates to consultancy for Event Strategy evaluation requirements and timing variance for Cathedral Square placemaking agreement.
Internal Allocations	(565,639)	(99,418)	(81,483)	(17,935)	18.0%	✓	
Operating Project Expenditure	(4,950,000)	(696,667)	(396,682)	(299,984)	43.1%	✓	
(As below)							
10039 - Christmas Concerts (incl. Nativity)	(50,000)	0	0	0	0.0%	!	In procurement stage.
10059 - Lunar New Year	(50,000)	0	0	0	0.0%	!	Planning and works yet to commence.
10072 - Winter Festival	(170,000)	0	0	0	0.0%	!	Marketing works underway.
10139 - New Years Eve	(500,000)	0	(187)	187	0.0%	!	Fireworks contract's renewal process. Request for proposal form for NYE entertainment has been approved and tender applications are open.
10183 - Skyworks	0	0	(14,557)	14,557	0.0%	!	Expenditure is for procurement support relating to 2022 Skyworks.
10189 - Australia Day Program	(2,540,000)	(180,000)	0	(180,000)	100.0%	✓	In procurement stage. Multiple tenders currently underway as well as preliminary planning.
10207 - Twilights Hawkers Market	(40,000)	0	(117)	117	0.0%	!	In procurement stage. Tender currently open for submission.
10358 - Activation and Neighbourhood Placemaking	(100,000)	(16,667)	0	(16,667)	100.0%	✓	Inaugural neighbourhood place plan launched on the 5th of August. Further implementation is ongoing.
10365 - Christmas Lights Trail	(1,500,000)	(500,000)	(381,821)	(118,179)	23.6%	✓	Planning progressed. Procurement process completed. Installation hardware ordered.
Total Expenditure	(6,615,425)	(961,112)	(708,577)	(252,535)	26.3%	✓	
Net Operating Surplus (Deficit)	(5,652,925)	(911,112)	(708,577)	(202,535)	22.2%	✓	
Sponsorships, Grants and Donations							
Total Revenue	0	0	0	0	0.0%	!	
Core Service	(437,237)	(73,599)	(92,241)	18,641	(25.3%)	✗	Relates to additional staff requirements.
Internal Allocations	(240,420)	(42,320)	(34,585)	(7,736)	18.3%	✓	
Operating Project Expenditure	(5,133,114)	(540,000)	(85,162)	(454,838)	84.2%	✓	
(As below)							
10008 - Arts and Cultural Grants	(1,000,000)	(40,000)	0	(40,000)	100.0%	✓	Council approved \$1,030,000 at the August ordinary council meeting. \$810K has been committed for 21/22 financial year and \$220K relates to next financial year.
10078 - Event Sponsorship	(1,000,000)	(150,000)	(55,144)	(94,856)	63.2%	✓	Preparation for events underway. \$690K of sponsorships have been approved by Council.
10091 - Business Improvement Grants	(140,000)	0	0	0	0.0%	!	Report to be presented to Council in October for full budget allocation.

Figures in this view include all Internal Allocations and Internal Recoveries

Detail	Revised Annual Budget	YTD Budget	YTD Actual	YTD Budget Variance \$	YTD Budget Variance %	Budget Impact	Comments on Material Variances Identified - by Service
10095 - Economic Development Sponsorship	(756,000)	(60,000)	0	(60,000)	100.0%	✔	Project on hold.
10130 - COVID19 Postponed Events and Projects	0	0	10,000	(10,000)	0.0%	⚠	Prior year sponsorship refund.
10184 - Small Business Grants	(104,000)	(10,000)	0	(10,000)	100.0%	✔	Project on hold.
10271 - Arts Sponsorship	0	0	(40,000)	40,000	0.0%	⚠	Expenditure relates to the Arts and Cultural Grants project. Journal correction to transfer the cost in September.
10349 - Major Events & Festivals	(1,180,000)	(270,000)	0	(270,000)	100.0%	✔	Program is currently open and the first three applications expected to go to September Council meeting for approval.
10352 - Neighbourhood Heroes	(355,000)	0	0	0	0.0%	⚠	Project on hold.
10359 - Adaptive Reuse Grant	(133,114)	0	0	0	0.0%	⚠	Initial works close to completion and first grant payment will follow.
10370 - Sustainable Community Grants	(140,000)	(10,000)	0	(10,000)	100.0%	✔	Project on hold.
10371 - Heritage Grants	(250,000)	0	0	0	0.0%	⚠	Project on hold.
10372 - Venue support	(50,000)	0	(18)	18	0.0%	⚠	Project on hold.
10373 - Donations	(25,000)	0	0	0	0.0%	⚠	Project on hold.
Total Expenditure	(5,810,771)	(655,920)	(211,988)	(443,932)	67.7%	✔	
Net Operating Surplus (Deficit)	(5,810,771)	(655,920)	(211,988)	(443,932)	67.7%	✔	
Community Safety							
Total Revenue	161,586	22,699	11,829	10,871	47.9%	✘	Fines enforcement income lower than expected.
Core Service	(5,180,473)	(923,259)	(859,415)	(63,844)	6.9%	✔	Variance is related to estimated depreciation budget which will be revised at budget review.
Internal Allocations	(1,970,154)	(346,449)	(266,288)	(80,161)	23.1%	✔	
Operating Project Expenditure	(21,586)	0	0	0	0.0%	⚠	
(As below)							
10363 - City Youth (WA Police grant funded project)	(21,586)	0	0	0	0.0%	⚠	
Total Expenditure	(7,172,213)	(1,269,708)	(1,125,703)	(144,005)	11.3%	✔	
Net Operating Surplus (Deficit)	(7,010,627)	(1,247,009)	(1,113,874)	(133,134)	10.7%	✔	
Activity Approvals							
Total Revenue	681,469	68,475	37,803	30,672	44.8%	✘	\$79K income received for future events are transferred to income in advance and will be recognised in the months when the events take place.
Core Service	(1,260,566)	(209,807)	(193,452)	(16,355)	7.8%	✔	Employee costs underspent due to staff vacancies.
Internal Allocations	(717,714)	(126,381)	(102,204)	(24,178)	19.1%	✔	
Operating Project Expenditure	0	0	0	0	0.0%	⚠	
Total Expenditure	(1,978,280)	(336,188)	(295,656)	(40,533)	12.1%	✔	
Net Operating Surplus (Deficit)	(1,296,811)	(267,713)	(257,853)	(9,861)	3.7%	✔	
Public Health							
Total Revenue	1,142,300	66,714	5,721	60,993	91.4%	✘	Timing variance relates to swimming pool inspection and admin charges. There is a greater likelihood to issue these licenses in bulk in the second half of the financial year rather than a monthly license issue. Additionally there have been a lower volume of application fees than expected.
Core Service	(1,872,029)	(313,949)	(253,010)	(60,938)	19.4%	✔	Premise inspection contractor expenses for August have been captured in September as invoice was received after end of month processing.
Internal Allocations	(874,031)	(153,592)	(125,475)	(28,117)	18.3%	✔	
Internal Recovery	0	0	68	(68)	0.0%	⚠	

Figures in this view include all Internal Allocations and Internal Recoveries

Detail	Revised Annual Budget	YTD Budget	YTD Actual	YTD Budget Variance \$	YTD Budget Variance %	Budget Impact	Comments on Material Variances Identified - by Service
Operating Project Expenditure	0	0	0	0	0.0%	!	
Total Expenditure	(2,746,060)	(467,541)	(378,417)	(89,124)	19.1%	✓	
Net Operating Surplus (Deficit)	(1,603,760)	(400,827)	(372,696)	(28,131)	7.0%	✓	
Marketing							
Total Revenue	0	0	0	0	0.0%	!	
Core Service	(878,388)	(147,710)	(69,650)	(78,060)	52.8%	✓	Relates to staff vacancies and campaign tracking which is yet to incur expenditure
Internal Allocations	(311,998)	(54,915)	(45,392)	(9,523)	17.3%	✓	
Operating Project Expenditure	(500,000)	(20,000)	(64,905)	44,905	(224.5%)	✗	
(As below)							
10027 - Christmas and New Years	(400,000)	0	0	0	0.0%	!	
10031 - City of Perth Parking Campaigns	(100,000)	(20,000)	0	(20,000)	100.0%	✓	Planning has commenced.
10064 - Always On	0	0	4,220	(4,220)	0.0%	!	Relates to a refund received for prior works.
10072 - Winter Festival	0	0	(66,511)	66,511	0.0%	!	Works are completed and are awaiting final invoices. Budget held in Events service.
10189 - Australia Day Program	0	0	(846)	846	0.0%	!	Budget held in Events service.
10269 - Heritage Perth Weekend	0	0	(1,603)	1,603	0.0%	!	Budget held in Events service.
23431 - Branding for Perth	0	0	(165)	165	0.0%	!	
Total Expenditure	(1,690,386)	(222,626)	(179,947)	(42,678)	19.2%	✓	
Net Operating Surplus (Deficit)	(1,690,386)	(222,626)	(179,947)	(42,678)	19.2%	✓	
Community Facilities							
Total Revenue	161,250	26,876	50,180	(23,304)	(86.7%)	✓	Town Hall hire booking is higher than anticipated for the month of August
Core Service	(707,742)	(162,544)	(104,214)	(58,330)	35.9%	✓	Variance is related to estimated depreciation budget which will be revised at budget review.
Internal Allocations	(426,337)	(67,505)	(53,086)	(14,419)	21.4%	✓	
Internal Recovery	0	0	(649)	649	0.0%	!	
Operating Project Expenditure	0	0	0	0	0.0%	!	
Total Expenditure	(1,134,079)	(230,049)	(157,948)	(72,101)	31.3%	✓	
Net Operating Surplus (Deficit)	(972,829)	(203,173)	(107,768)	(95,405)	47.0%	✓	
Total Capital Project Expenditure	(978,390)	(21,445)	(110,380)	88,935	(414.7%)	✓	
10194 - Light it up Program	(276,000)	0	0	0	0.0%	!	
10249 - PV2 - Large Panel Van	(45,000)	0	0	0	0.0%	!	
10259 - SS - 4 Cyl Sedan	(116,000)	0	0	0	0.0%	!	
10264 - UC - Crew Cab Ute	(133,500)	0	0	0	0.0%	!	
10321 - Historic Northbridge	(200,000)	0	0	0	0.0%	!	
10375 - Safe Shelter Trial	0	0	2,559	(2,559)	0.0%	!	Minor expenditure from previous years project that could not be accrued.
10467 - CCTV Camera Network New Camera Expansion 2	(42,890)	(21,445)	(44,879)	23,434	(109.3%)	✗	Alternate solution provided to resolve a key project deliverable. Project complete, and the variance relates to earlier than expected finish.
11967 - Wellington Square Enhancement	(165,000)	0	(68,060)	68,060	0.0%	!	Timing variance, milestone has been met earlier than expected.

Figures in this view include all Internal Allocations and Internal Recoveries

 **Planning and Economic Development Alliance Variances by Alliance & Service**

31 August - 2021

Attachment B

Detail Revised Annual Budget YTD Budget YTD Actual YTD Budget Variance \$ YTD Budget Variance % Budget Impact Comments on Material Variances Identified - by Service

Figures in this view include all Internal Allocations and Internal Recoveries

Financial Summary - Planning and Economic Development Alliance

Detail	Revised Annual Budget	YTD Budget	YTD Actual	YTD Budget Variance \$	YTD Budget Variance %	Budget Impact
Total Revenue	894,500	166,706	208,546	(41,840)	(25.1%)	✓
Core Service	(10,409,774)	(1,750,330)	(1,389,479)	(360,850)	20.6%	✓
Internal Allocations	(5,036,526)	(883,736)	(720,671)	(163,065)	18.5%	✓
Internal Recovery	606,815	102,953	96,440	6,514	6.3%	✓
Operating Project Expenditure	(1,057,000)	(124,500)	(33,264)	(91,236)	73.3%	✓
Total Expenditure	(15,896,484)	(2,655,612)	(2,046,974)	(1,060,725)	39.9%	✓
Net Operating Surplus (Deficit)	(15,001,984)	(2,488,906)	(1,838,429)	(650,478)	26.1%	✓
Total Capital Project Expenditure	(5,639,000)	(38,000)	(20,977)	(17,023)	44.8%	✓

Financial Summary - Planning and Economic Development Alliance Services

Leadership - Planning and Economic Dev.

Detail	Revised Annual Budget	YTD Budget	YTD Actual	YTD Budget Variance \$	YTD Budget Variance %	Budget Impact
Total Revenue	0	0	0	0	0.0%	!
Core Service	(449,554)	(75,618)	(71,616)	(4,002)	5.3%	✓
Internal Allocations	(157,260)	(27,336)	(22,461)	(4,875)	17.8%	✓
Internal Recovery	606,815	102,953	94,077	8,877	8.6%	✓
Operating Project Expenditure	0	0	0	0	0.0%	!
Total Expenditure	0	0	0	0	0.0%	!
Net Operating Surplus (Deficit)	0	0	0	0	0.0%	!

City Future

Detail	Revised Annual Budget	YTD Budget	YTD Actual	YTD Budget Variance \$	YTD Budget Variance %	Budget Impact
Total Revenue	0	0	0	0	0.0%	!
Core Service	(183,224)	(30,867)	(50,181)	19,315	(62.6%)	✗
Internal Allocations	(143,374)	(24,653)	(20,331)	(4,322)	17.5%	✓
Operating Project Expenditure	0	0	0	0	0.0%	!
Total Expenditure	(326,598)	(55,520)	(70,513)	14,992	(27.0%)	✗
Net Operating Surplus (Deficit)	(326,598)	(55,520)	(70,513)	14,992	(27.0%)	✗

Variance is due to salary costs charged to incorrect service.

City Planning

Detail	Revised Annual Budget	YTD Budget	YTD Actual	YTD Budget Variance \$	YTD Budget Variance %	Budget Impact
Total Revenue	0	0	1,802	(1,802)	0.0%	!
Core Service	(2,050,051)	(345,224)	(271,532)	(73,692)	21.3%	✓
Internal Allocations	(927,010)	(163,461)	(131,308)	(32,153)	19.7%	✓
Operating Project Expenditure	(562,000)	(80,000)	(32,819)	(47,181)	59.0%	✓
(As below)						
10033 - City Planning Scheme No. 3	(150,000)	(45,000)	(1,822)	(43,178)	96.0%	✓
10034 - City Planning Strategy	0	0	(256)	256	0.0%	!

Mainly related to staff vacancies

Consultants engaged for project management review and signs policy review.

Detail	Revised Annual Budget	YTD Budget	YTD Actual	YTD Budget Variance \$	YTD Budget Variance %	Budget Impact	Comments on Material Variances Identified - by Service
10175 - UWA QEII Precinct Plan	(250,000)	0	(29,393)	29,393	0.0%	!	Request for tender for traffic and transport modelling has been released. Preliminary community engagement workshops complete
10289 - CPS 2 Amendment No. 41-Northbridge SEP, Noise Attenuation	(5,000)	0	0	0	0.0%	!	
10292 - CPS 2 Amendment 43 (Thomas & Wellington, West Perth)	0	0	(809)	809	0.0%	!	Completed.
10294 - CPS2 Amendment 44 (Cnr Elder and Wellington Street, Central)	0	0	(208)	208	0.0%	!	Completed.
10336 - Local Planning Strategy	(50,000)	0	0	0	0.0%	!	Draft strategy adopted by Council on 13th July 2021 for submission to Western Australian Planning Commission.
10338 - Nabers Energy Rating and reporting for Council House	(7,000)	0	0	0	0.0%	!	Request for quotation documentation currently being drafted for release.
10364 - Sustainability Strategy	(100,000)	(35,000)	0	(35,000)	100.0%	✓	Consultants have been appointed. No expenditure required to date.
10517 - CPS2 Amendment 45 (Lord and Newcastle, Northbridge)	0	0	(332)	332	0.0%	!	Completed.
Total Expenditure	(3,539,061)	(588,684)	(435,659)	(153,025)	26.0%	✓	
Net Operating Surplus (Deficit)	(3,539,061)	(588,684)	(433,858)	(154,827)	26.3%	✓	
Development Approvals							
Total Revenue	340,000	56,666	71,704	(15,038)	(26.5%)	✓	Favourable variance due to higher than expected planning applications received and the estimated value of works for those applications.
Core Service	(1,266,455)	(213,287)	(197,568)	(15,718)	7.4%	✓	Favourable variance due to staff vacancy
Internal Allocations	(843,327)	(147,295)	(126,513)	(20,782)	14.1%	✓	
Internal Recovery	0	0	2,253	(2,253)	0.0%	!	
Operating Project Expenditure	0	0	0	0	0.0%	!	
Total Expenditure	(2,109,781)	(360,581)	(321,828)	(38,754)	10.7%	✓	
Net Operating Surplus (Deficit)	(1,769,781)	(303,915)	(250,123)	(53,792)	17.7%	✓	
Building Approvals							
Total Revenue	554,500	110,040	135,039	(24,999)	(22.7%)	✓	Favourable variance mainly relating to higher than expected building licence applications received.
Core Service	(1,300,261)	(217,600)	(183,860)	(33,741)	15.5%	✓	Favourable variance due to staff vacancy, currently undergoing recruitment.
Internal Allocations	(765,811)	(134,238)	(112,073)	(22,165)	16.5%	✓	
Internal Recovery	0	0	110	(110)	0.0%	!	
Operating Project Expenditure	0	0	0	0	0.0%	!	
(As below)							
Total Expenditure	(2,066,072)	(351,838)	(295,822)	(56,016)	15.9%	✓	
Net Operating Surplus (Deficit)	(1,511,572)	(241,798)	(160,783)	(81,015)	33.5%	✓	
Transport and Urban Design							
Total Revenue	0	0	0	0	0.0%	!	
Core Service	(2,797,328)	(470,904)	(310,306)	(160,598)	34.1%	✓	Variance relates to staff vacancies.
Internal Allocations	(1,307,622)	(230,395)	(190,455)	(39,939)	17.3%	✓	
Operating Project Expenditure	(380,000)	(32,000)	(144)	(31,856)	99.5%	✓	
(As below)							
10033 - City Planning Scheme No. 3	0	0	0	0	0.0%	!	

Figures in this view include all Internal Allocations and Internal Recoveries

Detail	Revised Annual Budget	YTD Budget	YTD Actual	YTD Budget Variance \$	YTD Budget Variance %	Budget Impact	Comments on Material Variances Identified - by Service
10297 - Riverfront Masterplan	0	0	(144)	144	0.0%	!	
10302 - Road Network Design and Review	(50,000)	0	0	0	0.0%	!	Initial purchase orders have been raised however awaiting expenditure to start in September
10318 - Light it up Part 2	0	0	0	0	0.0%	!	
10339 - Playground Design Program	(80,000)	0	0	0	0.0%	!	First minor works expected in September. Quotations have been received and are currently being assessed.
10345 - Wellington Street Clearways	(10,000)	0	0	0	0.0%	!	Expenditure will occur later in financial year in line with project program. Purchase order has been raised for survey work
10346 - Sherwood/ Esplanade Traffic signals	(75,000)	0	0	0	0.0%	!	ELT report has been prepared and currently awaiting feedback on project progression
10377 - Main Street Refresh Program	(15,000)	0	0	0	0.0%	!	Going to elected member engagement session in October for Main Street program.
10431 - Traffic Modelling Hay Street 2-Way (Hay and Murray West End)	(50,000)	0	0	0	0.0%	!	Study brief to be issued to market in December as per approved program. Expenditure will flow following commissioning of this work
10545 - Transport Strategy	(100,000)	(32,000)	0	(32,000)	100.0%	✓	Project progressing as planned however yet to incur expenditure
Total Expenditure	(4,484,950)	(733,298)	(500,906)	(232,393)	31.7%	✓	
Net Operating Surplus (Deficit)	(4,484,950)	(733,298)	(500,906)	(232,393)	31.7%	✓	
Economic Development							
Total Revenue	0	0	0	0	0.0%	!	
Core Service	(2,362,901)	(396,831)	(304,417)	(92,414)	23.3%	✓	Delivery plan for Place and Business Development approved by general manager. Implementation underway in September hence no expenditure to date (Timing Variance).
Internal Allocations	(892,121)	(156,359)	(117,530)	(38,829)	24.8%	✓	
Operating Project Expenditure	(115,000)	(12,500)	(300)	(12,200)	97.6%	✓	
(As below)							
10054 - Impact Evaluation and insights	(15,000)	(7,500)	0	(7,500)	100.0%	✓	Research proposal currently being scoped
10329 - Workshops	0	0	(300)	300	0.0%	!	
10376 - Economic Development Strategy	(100,000)	(5,000)	0	(5,000)	100.0%	✓	Purchase order raised for full budget with vendor. Payments are made on a milestone basis. First deliverable to be completed in September.
Total Expenditure	(3,370,022)	(565,690)	(422,247)	(143,443)	25.4%	✓	
Net Operating Surplus (Deficit)	(3,370,022)	(565,690)	(422,247)	(143,443)	25.4%	✓	
Total Capital Project Expenditure	(5,639,000)	(38,000)	(20,977)	(17,023)	44.8%	✓	
10259 - SS - 4 Cyl Sedan	(58,000)	0	0	0	0.0%	!	
10354 - WACA Aquatic Centre	(5,000,000)	0	0	0	0.0%	!	
10482 - Mount Street East Concept	(120,000)	0	0	0	0.0%	!	
10489 - Pedestrian Crossings Improvement 20 to 21	(145,000)	(12,000)	(3,800)	(8,200)	68.3%	✓	
10491 - Retail Mall Enhancement A	0	0	(172)	172	0.0%	!	Budget has been moved to infrastructure as they are taking responsibility for delivery.
10508 - Smart Bus Stops Real Time Information	0	0	(17,015)	17,015	0.0%	!	Budget to be reviewed and approved at October Council Meeting.
10509 - Smart Cities Carbon Neutral Council Pier Street S	(213,000)	0	0	0	0.0%	!	
10510 - Smart Water and Electricity Meters	(53,000)	0	(6,933)	6,933	0.0%	!	
10515 - Renewal - Street Furniture	(50,000)	(26,000)	(25,941)	(59)	0.2%	✓	
10522 - Urban Forest - Tree Infill Program	0	0	(13,645)	13,645	0.0%	!	Entire budget has been moved to the Operations Unit as they are taking responsibility of delivery. Variance due to the movement from one service to another.
14109 - Bus Stop Replacement	0	0	46,530	(46,530)	0.0%	!	Invoices allocated to incorrect alliance, this has been corrected.

Figures in this view include all Internal Allocations and Internal Recoveries

Detail	Revised Annual Budget	YTD Budget	YTD Actual	YTD Budget Variance \$	YTD Budget Variance %	Budget Impact	Comments on Material Variances Identified - by Service
Financial Summary - Infrastructure and Operations Alliance							
Total Revenue	86,463,336	22,793,593	23,590,059	(796,466)	(3.5%)	✓	
Core Service	(113,897,230)	(19,864,282)	(17,361,805)	(2,502,476)	12.6%	✓	50% of the variance is related to estimated depreciation budget and will be addressed in the budget review. Other variances related to delay in expenditures in asset maintenance, changes in contract condition and rates contribute to the underspent of projects and winter weather contributed to delay in parks and street cleaning
Internal Allocations	(60,741,751)	(9,921,811)	(9,860,236)	(61,575)	0.6%	✓	
Internal Recovery	51,402,725	8,604,979	8,321,610	283,369	3.3%	✓	
Recoverable works	0	0	91,261	(91,261)	0.0%	!	
Operating Project Expenditure	(10,910,592)	(7,329,722)	(7,187,246)	(142,476)	1.9%	✓	
Total Expenditure	(134,146,848)	(28,510,836)	(25,996,416)	(5,159,373)	18.1%	✓	
Net Operating Surplus (Deficit)	(47,683,513)	(5,717,243)	(2,406,357)	(3,310,886)	57.9%	✓	
Total Capital Project Expenditure	(47,447,502)	(4,463,070)	(2,172,441)	(2,290,629)	51.3%	✓	

Figures in this view include all Internal Allocations and Internal Recoveries

Financial Summary - Infrastructure and Operations Alliance Services

Property Management

Total Revenue	4,284,408	705,273	639,421	65,851	9.3%	✗	Under budget due to COVID rent relief stage 3 relating to January to March 2021 credit being applied in Jul 2021.
Core Service	(8,864,462)	(1,506,112)	(1,577,459)	71,347	(4.7%)	✗	Timing variance to be addressed at budget review - Cathedral Squares rates on-charged from property agent
Internal Allocations	(2,471,610)	(498,510)	(883,732)	385,222	(77.3%)	✗	
Internal Recovery	14,580,586	2,430,098	2,430,094	4	0.0%	✓	
Operating Project Expenditure	(100,000)	(33,333)	0	(33,333)	100.0%	✓	
(As below)							
10221 - Property Performance Investment and Disposal Policy	(100,000)	(33,333)	0	(33,333)	100.0%	✓	Timing variance, project on track.
Total Expenditure	3,144,515	392,143	(31,097)	423,240	107.9%	✓	
Net Operating Surplus (Deficit)	7,428,922	1,097,416	608,324	489,091	44.6%	✓	

Engineering and Design

Total Revenue	0	0	0	0	0.0%	!	
Core Service	(890,988)	(149,960)	(117,783)	(32,177)	21.5%	✓	Employee costs underspent and delay in consultant engagement for design work
Internal Allocations	(297,439)	(53,196)	(41,046)	(12,150)	22.8%	✓	
Operating Project Expenditure	0	0	0	0	0.0%	!	
Total Expenditure	(1,188,427)	(203,156)	(158,829)	(44,327)	21.8%	✓	
Net Operating Surplus (Deficit)	(1,188,427)	(203,156)	(158,829)	(44,327)	21.8%	✓	

Leadership - Infrastructure and Operations

Total Revenue	0	0	0	0	0.0%	!	
----------------------	----------	----------	----------	----------	-------------	---	--

Detail	Revised Annual Budget	YTD Budget	YTD Actual	YTD Budget Variance \$	YTD Budget Variance %	Budget Impact	Comments on Material Variances Identified - by Service
Figures in this view include all Internal Allocations and Internal Recoveries							
Core Service	(592,572)	(99,637)	(81,177)	(18,460)	18.5%	✓	Main variance related to office supplies.
Internal Allocations	(180,060)	(31,086)	(26,142)	(4,944)	15.9%	✓	
Internal Recovery	772,631	130,723	107,318	23,405	17.9%	✓	
Operating Project Expenditure	0	0	0	0	0.0%	!	
Total Expenditure	0	0	0	0	0.0%	!	
Net Operating Surplus (Deficit)	0	0	0	0	0.0%	!	
Asset Management							
Total Revenue	0	0	0	0	0.0%	!	
Core Service	(1,203,736)	(202,477)	(155,130)	(47,347)	23.4%	✓	Building condition assessment started in-house, external consulting to be engaged later in the year and employee costs underspent due to vacancies
Internal Allocations	(624,647)	(108,859)	(90,206)	(18,653)	17.1%	✓	
Operating Project Expenditure	0	0	0	0	0.0%	!	
Total Expenditure	(1,828,383)	(311,336)	(245,336)	(66,000)	21.2%	✓	
Net Operating Surplus (Deficit)	(1,828,383)	(311,336)	(245,336)	(66,000)	21.2%	✓	
Asset Maintenance							
Total Revenue	165,000	26,667	118,623	(91,957)	(344.8%)	✓	Timing variance Metropolitan Regional Road Group direct grant.
Core Service	(25,476,336)	(4,425,086)	(3,623,158)	(801,928)	18.1%	✓	Employee cost underspent due to vacancies, timing variance in general maintenance city wide drainage, street lighting, furniture and roads contractors and estimated depreciation budget to be reviewed
Internal Allocations	(2,738,436)	(462,700)	(486,137)	23,437	(5.1%)	✗	
Internal Recovery	1,153,759	192,293	290,579	(98,286)	(51.1%)	✗	
Operating Project Expenditure	(1,600,000)	(188,056)	(43,994)	(144,062)	76.6%	✓	
(As below)							
10319 - Clearing Maintenance Backlog	0	0	0	0	0.0%	!	
14150 - Christmas Decorations - Install and Bump Out	(1,600,000)	(188,056)	(43,994)	(144,062)	76.6%	✓	Timing variance - deposits for lease of Christmas tree and projections not due until October/November
Total Expenditure	(28,661,012)	(4,883,549)	(3,862,711)	(1,020,838)	20.9%	✓	
Net Operating Surplus (Deficit)	(28,496,012)	(4,856,882)	(3,744,087)	(1,112,795)	22.9%	✓	
Project Delivery							
Total Revenue	0	0	0	0	0.0%	!	
Core Service	(1,639,253)	(277,787)	(206,161)	(71,626)	25.8%	✓	Favourable variance due to vacancies.
Internal Allocations	(1,049,526)	(182,848)	(156,095)	(26,753)	14.6%	✓	
Internal Recovery	500,000	111,728	0	111,728	100.0%	✓	
Operating Project Expenditure	0	0	(49,236)	49,236	0.0%	!	
(As below)							
10400 - CBD Transport Projects	0	0	(25,085)	25,085	0.0%	!	Preliminary project management expenditure related to Perth City Deals
10447 - Renewal - Buildings - Emergency Works	0	0	(24,200)	24,200	0.0%	!	Preliminary project management expenditure related to Perth City Deals
14087 - East End Revitalisation	0	0	49	(49)	0.0%	!	
Total Expenditure	(2,188,779)	(348,907)	(411,492)	62,585	(17.9%)	✗	

Detail	Revised Annual Budget	YTD Budget	YTD Actual	YTD Budget Variance \$	YTD Budget Variance %	Budget Impact	Comments on Material Variances Identified - by Service
Net Operating Surplus (Deficit)	(2,188,779)	(348,907)	(411,492)	62,585	(17.9%)	⊗	
Parks and Environment Operations							
Total Revenue	376,782	62,797	32,791	30,006	47.8%	⊗	
Core Service	(9,449,554)	(1,581,599)	(1,233,759)	(347,840)	22.0%	✔	Parks and landscape work schedules had to be deferred due to winter season with multiple severe weather conditions and major events in the City hence contractor usage is underspent.
Internal Allocations	(6,710,034)	(1,117,858)	(1,102,803)	(15,056)	1.3%	✔	
Internal Recovery	4,785,520	797,587	806,644	(9,057)	(1.1%)	⊗	
Operating Project Expenditure	(589,300)	0	(5,830)	5,830	0.0%	ⓘ	
(As below)							
10209 - Urban Forest Plan - Operational Actions	(125,000)	0	0	0	0.0%	ⓘ	
10324 - Natural Area Management	(34,300)	0	(5,222)	5,222	0.0%	ⓘ	
10347 - Main Drain Monitoring Program	(150,000)	0	0	0	0.0%	ⓘ	
10348 - Management Plans for Significant Parks	(100,000)	0	0	0	0.0%	ⓘ	
10350 - Arborist Assessment of Street/ Carpark Trees	(180,000)	0	0	0	0.0%	ⓘ	
10351 - Natural Area Management Program	0	0	(608)	608	0.0%	ⓘ	
Total Expenditure	(11,963,368)	(1,901,871)	(1,535,747)	(366,123)	19.3%	✔	
Net Operating Surplus (Deficit)	(11,586,586)	(1,839,074)	(1,502,956)	(336,117)	18.3%	✔	
Fleet and Depot Services							
Total Revenue	90,000	15,000	103,186	(88,186)	(587.9%)	✔	Profit on fleet asset disposals in August
Core Service	(4,704,582)	(786,678)	(742,472)	(44,206)	5.6%	✔	Services in full staff capacity hence provision for agency staff not utilised, delay in stores and materials purchases due to changes in contract/procurement.
Internal Allocations	(1,200,166)	(200,796)	(257,976)	57,180	(28.5%)	⊗	
Internal Recovery	4,428,109	738,820	821,062	(82,242)	(11.1%)	⊗	
Operating Project Expenditure	0	0	0	0	0.0%	ⓘ	
Total Expenditure	(1,476,639)	(248,654)	(179,386)	(69,268)	27.9%	✔	
Net Operating Surplus (Deficit)	(1,386,639)	(233,654)	(76,200)	(157,454)	67.4%	✔	
Waste and Cleaning							
Total Revenue	10,665,466	9,702,987	9,721,850	(18,863)	(0.2%)	✔	
Core Service	(11,719,636)	(2,090,744)	(1,793,526)	(297,218)	14.2%	✔	Favourable variance mainly related to new contract signed with agency and general street cleaning less activities due to winter season
Internal Allocations	(10,625,955)	(1,770,346)	(1,882,668)	112,322	(6.3%)	⊗	
Internal Recovery	6,354,387	1,058,981	1,245,850	(186,869)	(17.6%)	⊗	
Operating Project Expenditure	(8,291,292)	(7,108,333)	(7,088,186)	(20,147)	0.3%	✔	
(As below)							
10326 - Waste Management Strategy and Plan	(20,000)	0	0	0	0.0%	ⓘ	
10328 - Provision for Abnormal Expenses	(8,000,000)	(7,083,333)	(7,083,333)	0	0.0%	ⓘ	In August a one off fee for \$7.1M was paid to the Mindarie Regional Council in relation to the exit from the recovery facility agreement.
10442 - Better Bins Program	(164,292)	0	0	0	0.0%	ⓘ	
23414 - Container Deposit Scheme	(107,000)	(25,000)	(4,853)	(20,147)	80.6%	✔	
Total Expenditure	(24,282,496)	(9,910,442)	(9,518,531)	(391,912)	4.0%	✔	

Figures in this view include all Internal Allocations and Internal Recoveries

Detail	Revised Annual Budget	YTD Budget	YTD Actual	YTD Budget Variance \$	YTD Budget Variance %	Budget Impact	Comments on Material Variances Identified - by Service
Net Operating Surplus (Deficit)	(13,617,030)	(207,455)	203,319	(410,774)	198.0%	✓	
Parking Services							
Total Revenue	70,880,088	12,280,869	12,974,187	(693,318)	(5.6%)	✓	Parking fees are favourable due to an increase in patronage by approximately 89K compared to last year.
Core Service	(37,314,199)	(6,688,221)	(5,808,209)	(880,011)	13.2%	✓	Timing variance in signage, prosecution fee and ESL, estimated depreciation budget to be revised
Internal Allocations	(34,205,059)	(5,380,594)	(4,841,029)	(539,566)	10.0%	✓	
Internal Recovery	8,660,036	1,372,396	827,010	545,386	39.7%	✓	
Operating Project Expenditure	(330,000)	0	0	0	0.0%	!	
(As below)							
10186 - On Street Signage	0	0	0	0	0.0%	!	
10353 - Implementation of Parking Business Plan	(250,000)	0	0	0	0.0%	!	
10367 - Payment Portal for Parking Card	(80,000)	0	0	0	0.0%	!	
Total Expenditure	(63,189,222)	(10,696,419)	(9,822,228)	(874,191)	8.2%	✓	
Net Operating Surplus (Deficit)	7,690,865	1,584,451	3,151,959	(1,567,508)	(98.9%)	✗	
Facility Maintenance							
Total Revenue	1,592	0	0	0	0.0%	!	
Core Service	(12,041,914)	(2,055,981)	(2,022,971)	(33,010)	1.6%	✓	Timing variance mainly related to processing delay of invoices for carpark sweeping and estimate depreciation budget phasing requires revision in budget review.
Internal Allocations	(638,820)	(115,017)	(92,403)	(22,614)	19.7%	✓	
Internal Recovery	10,167,697	1,772,353	1,793,054	(20,701)	(1.2%)	✗	
Operating Project Expenditure	0	0	0	0	0.0%	!	
Total Expenditure	(2,513,037)	(398,646)	(322,321)	(76,325)	19.1%	✓	
Net Operating Surplus (Deficit)	(2,511,445)	(398,646)	(322,321)	(76,325)	19.1%	✓	
Total Capital Project Expenditure							
	(47,447,502)	(4,463,070)	(2,172,441)	(2,290,629)	51.3%	✓	
10116 - Safe Night Spaces	0	0	(2,323)	2,323	0.0%	!	Invoices allocated to incorrect alliance, this has been corrected.
10181 - Electricity meter Concert Hall car park	(48,000)	0	(4,003)	4,003	0.0%	!	Timing variance, deliverable arrived earlier than anticipated. Project on track.
10188 - Civil Structure - JH Abrahams Revetment Wall	(388,000)	0	(450)	450	0.0%	!	
10247 - MP - Minor Plant	(70,000)	(35,000)	0	(35,000)	100.0%	✓	Timing variance.
10248 - PV1 - Medium Panel Vans	(223,540)	0	0	0	0.0%	!	
10249 - PV2 - Large Panel Van	(38,136)	0	(38,136)	38,136	0.0%	!	Timing variance of fleet vehicle arriving earlier than expected.
10250 - RM0 - SP1m Rotary Mower	(54,000)	0	(63,950)	63,950	0.0%	!	Timing variance of fleet vehicle arriving earlier than expected.
10252 - RM2 - Large Rotary Mowers	(172,000)	0	0	0	0.0%	!	
10253 - RS1 - Pavement Sweepers	(442,983)	0	0	0	0.0%	!	
10255 - RS3 - Road Sweeper	(405,000)	0	0	0	0.0%	!	
10256 - RT1 - Rubbish Truck <12 t GUM	(1,198,614)	0	0	0	0.0%	!	
10257 - RT2 - Rubbish Truck>20t GUM	(420,000)	0	0	0	0.0%	!	
10259 - SS - 4 Cyl Sedan	(551,000)	0	0	0	0.0%	!	
10260 - TL - Tower Lighting	(38,000)	0	0	0	0.0%	!	
10263 - TU - Tray Top Ute	(313,727)	0	(27,578)	27,578	0.0%	!	Item incorrectly accrued. Correction journal has been processed.
10264 - UC - Crew Cab Ute	(44,500)	0	0	0	0.0%	!	
10265 - UT - Utilities	(44,500)	0	0	0	0.0%	!	
10266 - UV - Small Utility Vehicle	(90,000)	0	0	0	0.0%	!	
10296 - Renewal - Roads - Cross Over Program - Wellington S	(396,000)	(20,000)	0	(20,000)	100.0%	✓	Timing variance for invoices. The current budget forecasts are to be updated this month to reflect future invoices.

Figures in this view include all Internal Allocations and Internal Recoveries

Detail	Revised Annual Budget	YTD Budget	YTD Actual	YTD Budget Variance \$	YTD Budget Variance %	Budget Impact	Comments on Material Variances Identified - by Service
10317 - Renewal - Electrical Lighting - Royal St	(1,549,275)	(131,981)	(8,597)	(123,384)	93.5%	🟢	Timing variance related, invoices pending payment have not been processed.
10318 - Light it up Part 2	(243,000)	0	0	0	0.0%	🟡	
10378 - Renewal - Parks and Landscapes - Bore and Pumps	(49,500)	0	0	0	0.0%	🟡	
10379 - Renewal - Buildings - Asbestos Removal Program	(75,000)	0	0	0	0.0%	🟡	
10380 - Renewal - Buildings - Fire System - Citiplace Child Car	(25,000)	0	0	0	0.0%	🟡	
10381 - Renewal - Buildings - Toilet/change rooms Langley Pa	(100,000)	0	0	0	0.0%	🟡	
10382 - Renewal - Buildings - Fire Doors	(380,000)	0	0	0	0.0%	🟡	
10383 - Renewal - Buildings - Fire System (Roe St Car Park)	(25,500)	0	0	0	0.0%	🟡	
10384 - Renewal - Buildings - Fire Equipment-State Library Ca	(30,000)	0	0	0	0.0%	🟡	
10385 - Renewal - Buildings - Fixtures City Station Concourse	(400,000)	0	0	0	0.0%	🟡	
10386 - Renewal - Buildings - Stage Repairs Town Hall	(16,000)	0	0	0	0.0%	🟡	
10387 - Renewal - Buildings - Fixtures Queens Gardens Shed	(30,000)	0	0	0	0.0%	🟡	
10388 - Renewal - Buildings - Citiplace External Works	(500,000)	0	0	0	0.0%	🟡	
10389 - Renewal - Buildings - Toilet Heirisson Island	(15,000)	0	0	0	0.0%	🟡	
10390 - Renewal - Buildings - Toilet His Majesty Car Park	(150,000)	0	0	0	0.0%	🟡	
10391 - Renewal - Buildings - Toilet Narrows Point	(15,000)	0	0	0	0.0%	🟡	
10392 - Renewal - Buildings - Toilet Roe St Car Park	(150,000)	0	0	0	0.0%	🟡	
10393 - Renewal - Buildings - Structural Harold Boas Pump H	(15,000)	0	0	0	0.0%	🟡	
10394 - Renewal - Buildings - Structural Langley Park Pump H	(20,000)	(5,000)	0	(5,000)	100.0%	🟢	
10395 - Renewal - Buildings - Queens Gardens Caretaker's Cc	(35,000)	0	0	0	0.0%	🟡	
10397 - Renewal - Buildings - Fixtures Roe St Carpark Stairs	(30,000)	0	0	0	0.0%	🟡	
10398 - Renewal - Buildings - Structural - Stirling Street Office	(100,000)	0	0	0	0.0%	🟡	
10399 - Renewal - Buildings - Universal Access Improvement	(100,000)	0	0	0	0.0%	🟡	
10400 - CBD Transport Projects	(1,000,000)	0	0	0	0.0%	🟡	
10401 - Renewal - CCTV - Car Park and On-Street Parking	(367,000)	0	0	0	0.0%	🟡	
10402 - Renewal - Roads - William Street	(350,000)	0	0	0	0.0%	🟡	
10403 - Renewal - Roads - Aberdeen St	(340,500)	0	0	0	0.0%	🟡	
10404 - Renewal - Roads - Arden St	(158,500)	0	0	0	0.0%	🟡	
10405 - Renewal - Roads - Broadway (Cooper St to Edward St	(85,000)	0	0	0	0.0%	🟡	
10406 - Renewal - Roads - Broadway - Esplanade	(9,000)	0	0	0	0.0%	🟡	
10407 - Renewal - Roads - Broadway (Caporn St)	(100,500)	0	0	0	0.0%	🟡	
10408 - Renewal - Roads - East Pde Roundabout	(161,500)	0	0	0	0.0%	🟡	
10409 - Renewal - Roads - Fire Station Open Air Carpark	(276,000)	0	0	0	0.0%	🟡	
10410 - Renewal - Roads - Hay St (Bennett St to Plain St)	(278,500)	0	0	0	0.0%	🟡	
10411 - Renewal - Roads - Plaistowe Mews	(73,500)	0	0	0	0.0%	🟡	
10412 - Renewal - Roads - Sutherland St -Troode St	(239,500)	0	0	0	0.0%	🟡	
10413 - Renewal - Roads - Thomas St - Hay St	(166,000)	0	0	0	0.0%	🟡	
10414 - Renewal - Roads - William St - Murray St	(110,000)	0	0	0	0.0%	🟡	
10415 - Renewal - Roads - Cross Over Program - City Wide	(22,500)	0	0	0	0.0%	🟡	
10416 - Renewal - Roads - Cross Over Program - Stirling St	(17,000)	0	0	0	0.0%	🟡	
10418 - Renewal - Riverbank - Foreshore Revetment Wall	(25,000)	0	0	0	0.0%	🟡	
10419 - Renewal - Electrical Lighting - Hay St - Braithwaite St	(121,000)	0	0	0	0.0%	🟡	
10420 - Renewal - Electrical Lighting - Replace Hook Pole Ligh	(216,000)	0	0	0	0.0%	🟡	
10421 - Renewal - Electrical Lighting - URBI - Northbridge	(434,000)	0	0	0	0.0%	🟡	
10422 - Renewal - Electrical Lighting - Claisebrook Cove Soutf	(70,000)	0	0	0	0.0%	🟡	
10423 - Renewal - Electrical Lighting - Crawley Park Avenue	(190,000)	0	0	0	0.0%	🟡	
10424 - Renewal - Electrical Lighting - Forrest Pl ace - Murray	(145,000)	0	0	0	0.0%	🟡	
10425 - Renewal - Electrical Lighting - Hay St (West Perth)	(30,000)	0	0	0	0.0%	🟡	
10426 - Renewal - Electrical Lighting - Kings Park Rd	(140,500)	0	0	0	0.0%	🟡	
10427 - Renewal - Electrical Lighting - Queens Gardens - Park	(150,000)	0	0	0	0.0%	🟡	
10428 - Renewal - Electrical Lighting - Riverside Drive	(12,000)	0	0	0	0.0%	🟡	
10429 - Renewal - Electrical Lighting - Wellington Station Forr	(190,000)	0	0	0	0.0%	🟡	
10430 - Renewal - Electrical Lighting - West Perth Lighting Up	(1,500,000)	(7,000)	0	(7,000)	100.0%	🟢	
10432 - Renewal - Parks and Landscapes - Haig Park Circle (P)	(39,500)	0	0	0	0.0%	🟡	
10433 - Renewal - Roads - MRRG - Goderich St	(141,500)	0	0	0	0.0%	🟡	
10434 - Renewal - Roads - MRRG - Hampden Rd	(104,000)	0	0	0	0.0%	🟡	
10435 - Renewal - Roads - MRRG - Plain St	(209,500)	0	0	0	0.0%	🟡	
10436 - Renewal - Roads - MRRG - Stirling St	(112,500)	0	0	0	0.0%	🟡	
10437 - Renewal - Path and Kerb - Caporn St	(43,500)	0	0	0	0.0%	🟡	
10438 - Renewal - Path and Kerb - Fairway	(112,000)	0	0	0	0.0%	🟡	

Figures in this view include all Internal Allocations and Internal Recoveries

Detail	Revised Annual Budget	YTD Budget	YTD Actual	YTD Budget Variance \$	YTD Budget Variance %	Budget Impact	Comments on Material Variances Identified - by Service
10439 - Renewal - Path and Kerb - James St	(529,000)	0	0	0	0.0%	⬇️	
10440 - Renewal - Path and Kerb - Pier St (Aberdeen St to Jan	(136,500)	0	0	0	0.0%	⬇️	
10443 - Renewal - Path and Kerb - Prowse St	(13,000)	0	0	0	0.0%	⬇️	
10444 - Building - Council House Review and Depot Works	0	0	0	0	0.0%	⬇️	
10446 - Renewal - Buildings - Electrical	(1,332,500)	0	0	0	0.0%	⬇️	
10447 - Renewal - Buildings - Emergency Works	(150,000)	0	(258)	258	0.0%	⬇️	
10450 - Renewal - Buildings - Town Hall	(700,000)	0	(2,106)	2,106	0.0%	⬇️	A majority of project costs lie in construction, which will commence during December.
10452 - Building - Fixtures & Fittings Upgrades 20 21	(60,000)	(50,000)	(41,671)	(8,329)	16.7%	✅	Project Complete. Contingency as part of the overall amount is no longer required. Will be returned as savings.
10454 - Renewal - Path - Aberdeen St - Fitzgerald St	(514,500)	0	0	0	0.0%	⬇️	
10457 - Renewal - Path - Mounts Bay Rd (Narrows Bridge to f	(195,500)	0	0	0	0.0%	⬇️	
10459 - Renewal - Path - Stirling Gardens (Council House)	(150,000)	0	0	0	0.0%	⬇️	
10460 - Building - Subsidence Renewal - PCEC Carpark	(400,000)	(340,000)	(215,908)	(124,092)	36.5%	✅	Project Complete. Subject to finalisation of remaining invoices, expecting some savings to be realised.
10461 - Building - Surveillance Replacements - Carparks	(144,371)	0	(153,625)	153,625	0.0%	⬇️	Variances relate to forecasts requiring an update. Project is on Track, no further expected expenditure, project is ready for close out. Overspend relates change in hardware specification, due to superseded technology.
10462 - Building - Surveillance Upgrades	(3,786)	0	(3,475)	3,475	0.0%	⬇️	Variance relates to current forecasted expenditure, any additional invoices will have their forecast updated. Project is complete pending one remaining invoice.
10463 - Building - Waterproofing Rectification Works - Counc	(45,000)	(25,000)	(25,340)	340	(1.4%)	❌	Estimate received, draft Investigation Report for water leaks completed for Forest Place.
10466 - Renewal - CCTV - Pole Replacement Program	(35,000)	0	0	0	0.0%	⬇️	
10468 - Renewal - Playground and Exercise Equipment	(248,000)	0	0	0	0.0%	⬇️	
10469 - Civil Structure - Bridge Replacement - John Oldham	(400,000)	0	0	0	0.0%	⬇️	
10470 - Civil Structure - Bridge Replacement - Queens Garder	(132,000)	0	0	0	0.0%	⬇️	
10473 - East Perth Foreshore PSP and Lighting Upgrade Work	(1,390,000)	0	0	0	0.0%	⬇️	
10479 - Landscaping and Hostile Vehicle Incursion Preventior	(386,200)	0	0	0	0.0%	⬇️	
10485 - Renewal - Parks and Landscapes - Irrigation Program	(430,000)	0	0	0	0.0%	⬇️	
10486 - Renewal - Park Furniture	(50,000)	0	0	0	0.0%	⬇️	
10487 - Renewal - Path and Kerb - Kerb Replacement Welling	(91,870)	0	0	0	0.0%	⬇️	
10488 - Path and Kerb Upgrade	0	0	(5,566)	5,566	0.0%	⬇️	Minor expenditure from previous years project that could not be accrued.
10491 - Retail Mall Enhancement A	(730,000)	(12,775)	(173,925)	161,150	(1,261.5%)	❌	Timing variance regarding furniture delivery earlier than expected. Project is on track.
10503 - Roads - MRRG - St Georges Tce WB Road Seal - Willia	0	0	(5,040)	5,040	0.0%	⬇️	Minor expenditure from previous years project that could not be accrued.
10507 - Roe Street Enhancement (Fitzgerald to Beaufort)	(13,900,000)	(3,106,044)	(881,298)	(2,224,746)	71.6%	✅	Project works have not progressed as fast as the initial estimates from the contractor. Leading to a timing variance for payment.
10512 - Stormwater Drainage Upgrades 2020 to 21	(100,000)	0	0	0	0.0%	⬇️	
10513 - Renewal - Street Furniture - Drinking Fountain Progr	(50,000)	0	0	0	0.0%	⬇️	
10514 - Renewal - Street Furniture - Litter Bin Program	(270,000)	0	0	0	0.0%	⬇️	
10516 - Renewal - Electrical Lighting - Adelaide Tce (Bennet/f	(2,780,000)	0	0	0	0.0%	⬇️	
10518 - Street Lighting - LED Upgrades	0	0	(3,800)	3,800	0.0%	⬇️	Minor expenditure from previous years project that could not be accrued.
10522 - Urban Forest - Tree Infill Program	(704,500)	(214,270)	(206,400)	(7,870)	3.7%	✅	Timing variance. Some trees were unable to be planted during that period, as a result a minor variance in expenses for August.
10527 - Renewal - Roads - R2R James St	(212,000)	0	0	0	0.0%	⬇️	
10528 - Renewal - Roads - R2R Murray st (Irwin St to Victoria	(53,500)	0	0	0	0.0%	⬇️	
10530 - Renewal - Stormwater - Reline Clotilde St	(118,000)	0	0	0	0.0%	⬇️	
10531 - Renewal - Stormwater - Lake St - Roe St	(308,000)	0	0	0	0.0%	⬇️	
10532 - Renewal - Stormwater - Reline Richardson Stage 2	(84,500)	0	0	0	0.0%	⬇️	
10533 - Renewal - Stormwater - Reline Royal St	(92,500)	0	0	0	0.0%	⬇️	
10534 - Renewal - Stormwater - 118 Adelaide Tce	(25,000)	0	0	0	0.0%	⬇️	
10535 - Renewal - Stormwater - Moore St East	(13,000)	0	0	0	0.0%	⬇️	
10536 - Renewal - Stormwater - Mounts Bay Road	(100,000)	0	0	0	0.0%	⬇️	
10537 - Renewal - Stormwater - Wolf Lane	(36,500)	0	0	0	0.0%	⬇️	
10541 - Renewal - Tree Hardware	(100,000)	(60,000)	0	(60,000)	100.0%	✅	Project has yet to start, and a request for quote regarding tree guards have been advertised. Budget forecast will be updated to reflect these works.
10542 - Renewal - Riverbank - Heirisson Revetment RVW07A	(40,000)	0	0	0	0.0%	⬇️	
11967 - Wellington Square Enhancement	(291,000)	(91,000)	(51,558)	(39,442)	43.3%	✅	Timing variance.
12082 - Two Way Hill Street (St Georges Tce - Wittnoom St)	(90,000)	0	0	0	0.0%	⬇️	
12178 - Mall Safety - Fixed Bollards	(835,000)	0	0	0	0.0%	⬇️	
14087 - East End Revitalisation	(500,000)	(330,000)	(163,377)	(166,623)	50.5%	✅	Timing variance, pending invoices.
14109 - Bus Stop Replacement	(950,000)	0	(50,530)	50,530	0.0%	⬇️	Timing variance based on expected accrual that did not eventuate.
14134 - CCTV Camera Renewal Replacement PTZ	(100,000)	0	0	0	0.0%	⬇️	
14406 - Renewal - Electrical Lighting - Mitigation Old Bunbur	(337,500)	(35,000)	(5,921)	(29,079)	83.1%	✅	Timing variance.

Figures in this view include all Internal Allocations and Internal Recoveries

Detail	Revised Annual Budget	YTD Budget	YTD Actual	YTD Budget Variance \$	YTD Budget Variance %	Budget Impact	Comments on Material Variances Identified - by Service
14424 - Drainage - Various - pit covers	(132,000)	0	(37,488)	37,488	0.0%	ⓘ	Timing variance pit cover replacement works were completed earlier than anticipated.
23415 - Building - Renewal - Community Facility Renewal Wo	(225,000)	0	(117)	117	0.0%	ⓘ	

Figures in this view include all Internal Allocations and Internal Recoveries



City of Perth - Net Current Position

Aug - 2021

Detail	Annual Budget 2021/22	YTD Budget 2021/22	YTD Actual 2021/22	YTD Variance \$	%	Budget Review
Current Assets						
Cash & Cash Equivalents - Unrestricted	8,314,919	5,000,000	8,419,384	3,419,384	68%	✓
Cash & Cash Equivalents - Restricted	4,756,500	2,000,000	499,218	(1,500,782)	(75%)	✗
Investments - Municipal Fund	21,910,112	95,000,000	96,643,188	1,643,188	2%	✓
Investments - Reserves	110,000,000	98,000,000	99,430,207	1,430,207	1%	✓
Receivables - Rates	1,923,145	72,000,000	72,468,821	468,821	1%	✗
Receivables - Trade & Other Receivables	6,682,443	7,000,000	5,630,428	(1,369,572)	(20%)	✓
Inventories	837,190	825,000	769,184	(55,816)	(7%)	✓
Deposits & Prepayments	1,388,979	3,500,000	3,473,064	(26,936)	(1%)	✓
Prepaid Parking Levy	0	14,000,000	14,258,423	258,423	2%	
Sub Total	155,813,288	297,325,000	301,591,917	4,266,917	1%	
Current Liabilities						
Trade & Other Payables	(25,432,826)	(40,000,000)	(42,927,637)	(2,927,637)	(7%)	✗
Payables - ESL	0	(18,000,000)	(17,115,204)			
Borrowings	(705,434)	(3,540,983)	(3,540,983)	0	0%	!
Lease Liabilities	0	(60,000)	(64,289)	(4,289)	(7%)	✗
Provisions	0	0	0	0	0%	!
Employee Entitlements	(10,966,987)	(11,500,000)	(11,398,525)	101,475	1%	✓
Sub Total	(37,105,247)	(73,100,983)	(75,046,638)	(2,830,451)	4%	
Unadjusted Net Assets	118,708,041	224,224,017	226,545,279	1,436,466	1%	✓
Less:						
Restricted Cash - Reserves	(114,756,500)	(100,000,000)	(99,929,425)	70,575	0%	✗
Add:						
Current Portion of Borrowings	705,434	3,540,983	3,540,983	0	0%	!
Employee Benefit Provisions	0	0	0	0	0%	!
Lease Liabilities	0	60,000	64,289	4,289	7%	✓
Adjusted Net Current Assets	4,656,975	127,825,000	130,221,126	1,511,330	1%	✓
Net Cash Position						
Cash on Hand - Unrestricted	8,314,919	5,000,000	8,419,384	3,419,384	68%	✓
Money Market Instruments - Unrestricted	21,910,112	95,000,000	96,643,188	1,643,188	2%	✓
Unrestricted Cash	30,225,031	100,000,000	105,062,572	5,062,572		
Cash on Hand - Restricted	4,756,500	2,000,000	499,218	(1,500,782)	(75%)	✗
Money Market Instruments Restricted	110,000,000	98,000,000	99,430,207	1,430,207	1%	✓
Restricted Cash	114,756,500	100,000,000	99,929,425	(70,575)		
Net Cash	144,981,531	200,000,000	204,991,997	4,991,997	2%	✓



Cash Investments

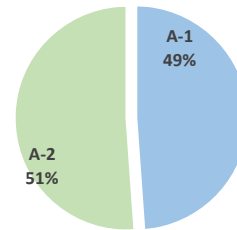
Investment Portfolio Based on Credit Rating

Exposure of the investment portfolio is controlled by restricting the overall investments based on their Credit Rating.

Credit Rating	Total Invested	Actual Exposure %	Policy Limit	Compliance
A-1	\$ 92,313,454	49%	100%	✓
A-2	\$ 96,504,508	51%	60%	✓
Total	\$ 188,817,962	100%		

* A-1 also includes A-1+

Portfolio based on Credit Rating



Investment Portfolio Based on Institution

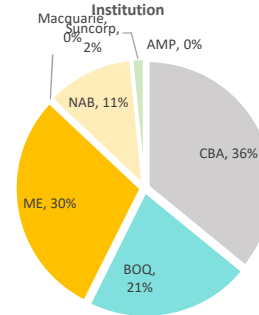
Exposure to an individual Australian deposit taking Institution or government will be restricted by their credit rating so that single entity exposure is limited.

S&P Short Term Credit Rating of A-1 - individual maximum limit 45%

S&P Short Term Credit Rating of A-2 - individual maximum limit 30%

Institution	Total Invested	Actual Exposure %	Policy Limit	Compliance
AMP	4,508	0%	30%	✓
CBA	67,813,454	36%	45%	✓
BOQ	40,500,000	21%	30%	✓
ME	56,000,000	30%	30%	✓
Macquarie	-	0%	45%	✓
NAB	21,500,000	11%	45%	✓
Suncorp	3,000,000	2%	45%	✓
Total	188,817,962	100%		

Investment Portfolio Based on Institution

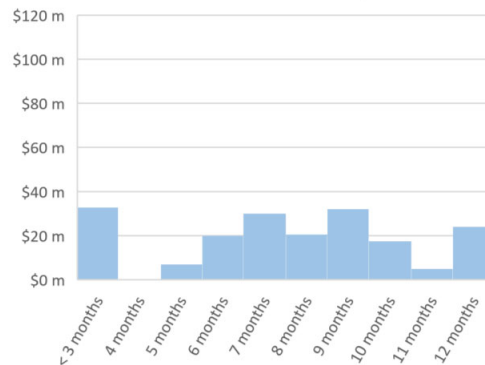


Investment Portfolio Based on Term to Maturity

Term of investment is based on restrictions per Investment policy and cashflow requirements.

Term	Value \$
< 3 months	\$ 32,817,962
4 months	\$ -
5 months	\$ 7,000,000
6 months	\$ 20,000,000
7 months	\$ 30,000,000
8 months	\$ 20,500,000
9 months	\$ 32,000,000
10 months	\$ 17,500,000
11 months	\$ 5,000,000
12 months	\$ 24,000,000
Total	\$ 188,817,962

Investment - Term to Maturity





City of Perth Investment Report

Cash Investments

Investment in Managed Funds - (Colonial First State Share Index Fund)

In 2008, the City invested in managed funds via Colonial First State Share Index Fund. Clause 44 (Local Government Act 1995, Transitional provisions, allow Local Governments to continue to hold any existing investments made prior to insertion of regulation 19C under grandfathering arrangements.

	Opening Value 1-Jul-21	Units Held 1-Jul-21	Closing Value 31-Aug-21	Units Held 31-Aug-21	Movement in Value \$	
CFS Wsale Index Aust Share	6,660,917	5,178,354	6,903,049	5,179,747	242,133	▲
Total	6,660,917	5,178,354	6,903,049	5,179,747	242,133	

Short Term Investments

Funds Held in OnCall Accounts:

Following is a list of investments categorised as Cash and Cash Equivalents due to their short term maturity (being less than 3 months) from date of purchase.

	S & P Credit Rating	Amount Invested \$	Interest Rate %	Term (Days)	Maturity Date	Earnings YTD \$
Municipal Fund						
AMP Notice (31 days)		4,508	0.55%	OnCall	11am	4
	A-2	4,508				4
CBA Online Saver		24,735,630	0.20%	OnCall	11am	2,409
	A-1	24,735,630				2,409
Total - Municipal Fund		24,740,138				2,414
Reserve Fund						
CBA Online Saver		8,077,823	0.20%	OnCall	11am	2,502
	A-1	8,077,823				2,502
Total - Reserve Fund		8,077,823				2,502
Total		32,817,961				4,915



City of Perth Investment Report

Cash Investments

Longer Term Investments

Term Deposits:

This line reports funds held in Term Deposits with a maturity of greater than 3 months

	S & P Credit Rating	Amount Invested \$	Interest Rate %	Term (Days)	Maturity Date	Projected Earnings \$
Municipal Fund						
Bank of Queensland		5,500,000	0.43%	247	21-Apr-22	16,004
Bank of Queensland		5,000,000	0.40%	212	23-Mar-22	11,616
Bank of Queensland		4,000,000	0.40%	267	25-May-22	11,704
Bank of Queensland		6,000,000	0.45%	285	18-May-22	21,082
	A-2	20,500,000				60,407
ME Bank		3,000,000	0.50%	296	15-Jun-22	12,164
ME Bank		4,000,000	0.50%	177	24-Feb-22	9,699
ME Bank		4,000,000	0.50%	218	23-Mar-22	11,945
	A-2	11,000,000				33,808
NAB		3,000,000	0.29%	213	24-Mar-22	5,077
NAB		2,000,000	0.35%	365	31-Aug-22	7,000
NAB		5,500,000	0.32%	309	22-Jun-22	14,900
	A-1	10,500,000				26,977
Suncorp		3,000,000	0.33%	303	15-Jun-22	8,218
	A-1	3,000,000				8,218
CBA		8,000,000	0.43%	275	16-Dec-21	25,918
CBA		5,000,000	0.43%	266	15-Dec-21	15,668
CBA		7,000,000	0.49%	365	15-Mar-22	34,300
	A-1	20,000,000				75,886
Total - Municipal Fund		65,000,000				205,297
Reserve Fund						
Bank of Queensland		3,000,000	0.40%	365	18-Feb-22	12,000
Bank of Queensland		7,000,000	0.40%	189	30-Sep-21	14,499
Bank of Queensland		1,000,000	0.55%	365	05-Nov-21	5,500
Bank of Queensland		3,000,000	0.45%	180	17-Nov-21	6,658
Bank of Queensland		6,000,000	0.45%	235	11-Feb-22	17,384
	A-2	20,000,000				56,040
ME Bank		7,000,000	0.45%	237	15-Dec-21	20,453
ME Bank		7,000,000	0.50%	273	18-May-22	26,178
ME Bank		5,000,000	0.45%	231	22-Dec-21	14,240
ME Bank		6,000,000	0.45%	259	19-Jan-22	19,159
ME Bank		7,000,000	0.45%	315	16-Mar-22	27,185
ME Bank		5,000,000	0.50%	357	14-Apr-22	24,452
ME Bank		8,000,000	0.50%	189	20-Jan-22	20,712
	A-2	45,000,000				152,379
CBA		5,000,000	0.39%	208	15-Dec-21	11,112
CBA		5,000,000	0.42%	299	16-Mar-22	17,203
CBA		5,000,000	0.42%	328	14-Apr-22	18,871
	A-1	15,000,000				47,186
NAB		3,000,000	0.35%	365	18-Feb-22	10,500
NAB		8,000,000	0.55%	365	17-Nov-21	44,000
	A-1	11,000,000				54,500
Total - Reserve Fund		91,000,000				310,105
Total Funds Invested > 3 months		156,000,000				515,402

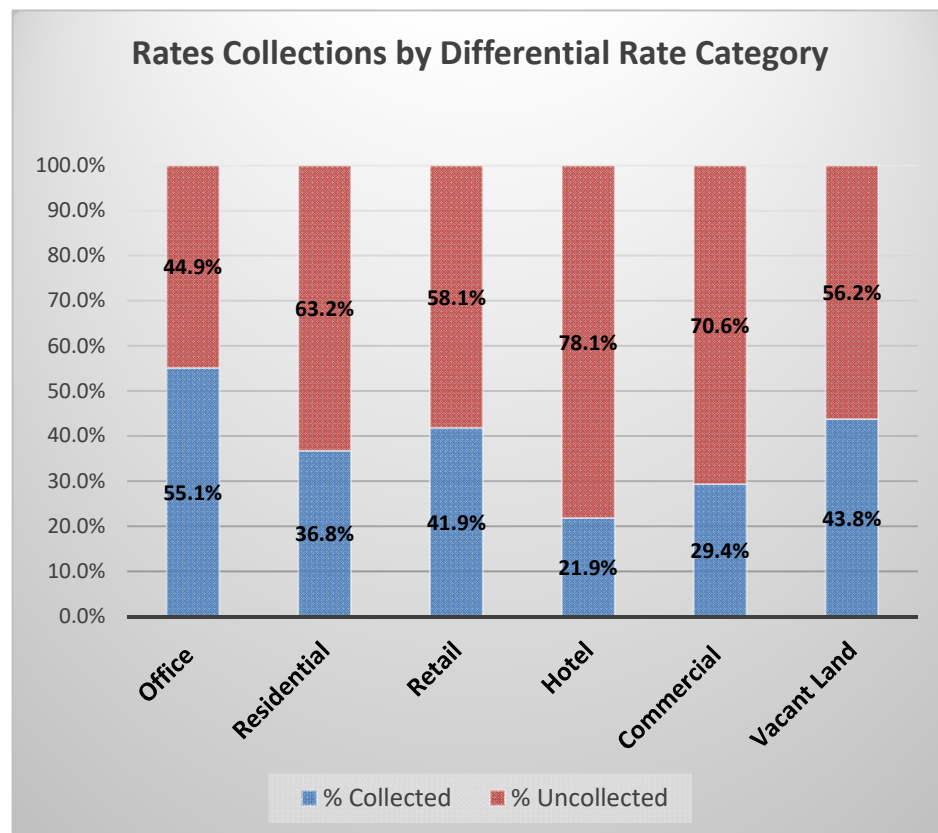


Rates Collection Profile

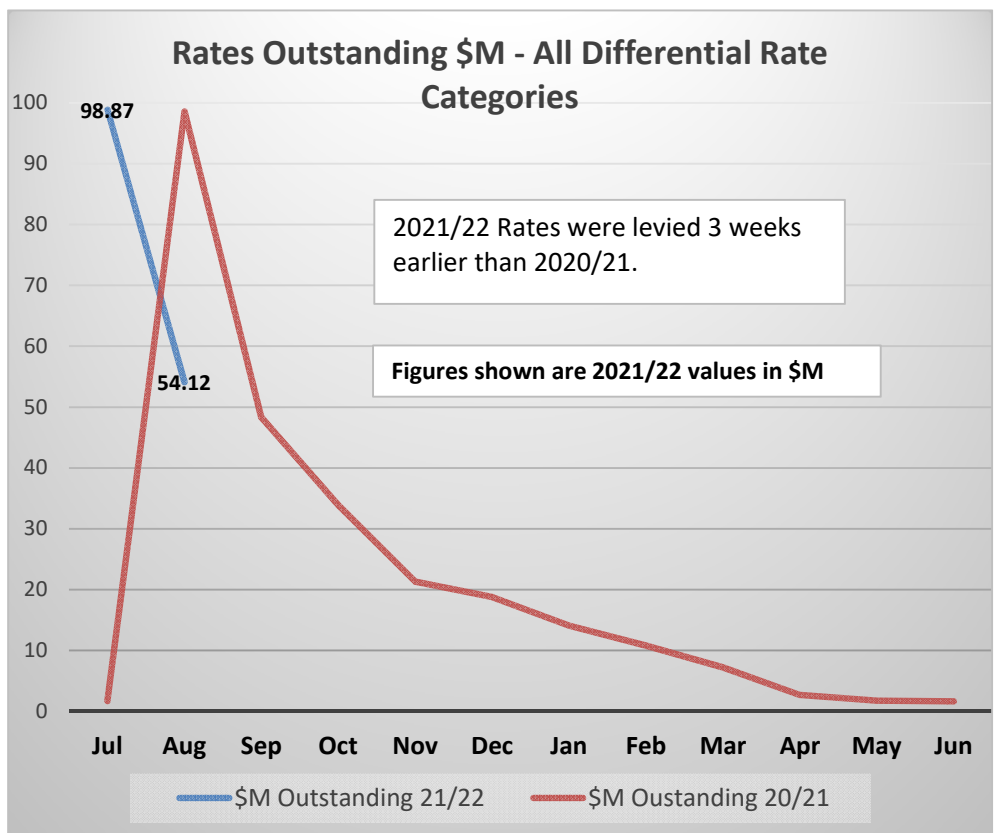
Differential Rating Category	Number of Properties	Rates Collectible (inc Arrears)	Amounts Collected	Rates Uncollected	Percentage Collected	Target Attained
Office	2,384	\$53,498,871.05	\$29,491,787.15	24,007,084	55.1%	✓
Residential	15,714	\$20,939,101.63	\$7,697,721.52	13,241,380	36.8%	✓
Retail	522	\$8,276,535.01	\$3,465,705.10	4,810,830	41.9%	✓
Hotel	1,362	\$7,898,324.59	\$1,726,882.65	6,171,442	21.9%	✓
Commercial	723	\$7,558,381.38	\$2,219,476.10	5,338,905	29.4%	✓
Vacant Land	77	\$987,973.81	\$432,626.74	555,347	43.8%	✓
Grand Total	20,782	99,159,187	45,034,199	54,124,988	45.4%	✓

These are the Rates Collections by Differential Property Category immediately before the Due Date for Rates Installment No 1 (03 September)

Graph 1:



Graph 2:



Note: Graph 2 above indicates collection profiles across both the 2021/22 financial year and 2020/21 year for the July - August period.

Rates Instalment Due Date Collections

Installment Date	% Collected - All Categories
1st Installment - 03 September 2021	45.0%
2nd Installment - 05 November 2021	-
3rd Installment - 07 January 2022	-
4th Installment - 11 March 2022	-
Rates Collected - 30 June 2022	-

Payment Arrangements

Rates Debt Status	No of Properties
Prior Year - Financial Hardship Payment Arrangement	4
Prior Year - Payment Arrangement	7
Current Year	
Paid in Full	-
Payment Arrangement Approved	-
Contact Made - Arrangement Pending	0
Contact Attempted - No Response	0
Awaiting Property Settlement	23
Legal Action could be taken	38

Financial Hardship Applications

In 20/21, 17 ratepayers completed financial hardship applications.
4 applicants representing \$79K are still outstanding
There are no new applicants in 2021/22 to date.

Differential Rates Category	No of Properties
Office	0
Residential (\$10K)	3
Retail	0
Hotel (\$69K)	1
Commercial	0
Vacant Land	0
Total	4

Could be referred for Legal Action	38
Legal Action	10
2nd Time on Legal Action List	7
Repeated GPC orders served	21
Total	38

14.2 Schedule of Accounts Paid – August 2021

Responsible Officer	Michael Kent - Project Director - Strategic Finance (CFO)
Voting Requirement	Simple Majority
Attachments	Attachment 14.2A Schedule of Payments July 2021

Purpose

The purpose of this report is to note details of payments made under delegated authority for the month of August 2021.

Recommendation

That Council:

1. RECEIVES the Schedule of Accounts Paid for the period ended 31 August 2021 as at Attachment 14.2A.
2. RECORDS in the Ordinary Council Meeting minutes the summary of accounts paid being:

Total Accounts Paid	
Municipal Fund	\$25,318,404.11
Trust Fund	\$0
Total - All Funds	\$25,318,404.11

Background

1. In accordance with Regulation 13(2) and 13(3) of the *Local Government (Financial Management) Regulations 1996*, where this power has been delegated, a list of payments for each month is to be compiled and presented to the Council. The Chief Executive Officer is delegated this authority under Delegation 2.14
2. This authority has then been subdelegated by the Chief Executive Officer.
3. The listing of payments with full disclosure of all required information, is presented as Attachment 14.2A.
4. The listing of payments was made available to the Elected Members via the Council Hub, ahead of the agenda distribution, to provide additional time for review.
5. This summary report then facilitates the acknowledgement of the listing having been received.

Discussion

6. The Schedule of Accounts Paid contains the following payments made under Delegated Authority 2.14 - Payments from the Municipal & Trust Fund:

Schedule of Accounts Paid - August 2021		
Municipal Fund		
EFT & Cheque Payments	Direct Creditor Payments	20,302,477.80
Sub Total - EFT & Cheques		20,302,477.80
Direct Debits	Bank Charges and Merchant Fees	68,322.30
Sub Total - Direct Debits		68,322.30
Payroll	03/08/2021	1,632,144.20
	18/08/2021	1,641,755.43
	31/08/2021	1,653,212.67
Sub Total - Payroll		4,927,112.30
Corporate Cards	August 2021	20,491.71
Sub Total - Cards		20,491.71
Total per Attachment 14.2A		
Total Payments from Municipal Fund		25,318,404.11
New Investments	(Not Rollover Investments)	0
Trust Fund		
Trust EFT & Cheques		0
Total - Trust Funds		0

Stakeholder Engagement

7. As the contents of this report focus on the organisation's recent past financial performance, no external consultation is relevant to the preparation of this report.

Decision Implications

8. In Council's acknowledgement of receiving the Schedule of Accounts Paid will meet its statutory obligation under regulation 13(1) of the *Local Government (Financial Management) Regulations 1996*.

Strategic, Legislative and Policy Implications

Strategic	
Strategic Pillar (Objective)	Prosperous
Relevant Documents (Issue Specific Strategies and Plans):	Nil.

Legislation, Delegation of Authority and Policy	
Legislation:	<p>Section 6.10 of the <i>Local Government Act 1995</i></p> <p>Regulation 13 (1) of the <i>Local Government (Financial Management) Regulations 1996</i></p> <p>This section of the Act and the related regulation prescribes the requirement to prepare a list of all payments made for each month and to present them to Council. The Schedule of Accounts Paid (the 'list') should contain, for each payment:</p> <ul style="list-style-type: none"> • Payee Name. • Amount of the Payment. • Date of the Payment. • Sufficient information to identify the transaction.
Authority of Council/CEO:	<p>In accordance with Regulation 13(2) and 13(3) of the <i>Local Government (Financial Management) Regulations 1996</i>, where this power has been delegated, a list of payments for each month is to be compiled and presented to the Council.</p> <p>Delegated Authority 2.14 has been granted to the Chief Executive Officer to make payments from the Municipal and Trust Funds.</p> <p>This authority has then been subdelegated to the General Manager Corporate Services and Project Director Strategic Finance (CFO).</p>
Policy:	Nil.

Financial Implications

9. There are no direct financial implications of receiving this report as it reflects a historical accounting of financial transactions that were provided for in the adopted budget (as amended).

Further Information

Following the Agenda Briefing Session held on 19 October 2021, further information is provided:

10. Regarding the descriptors in Attachment 14.2A - the payment description detailed is generated from purchase orders created by officers across the organisation and there is a limited number of characters. There are only a limited number of characters available and this sometimes makes it difficult to ensure a clear description. For example, a detailed listing minor works at multiple sites. The full list of the Schedule of Accounts paid is uploaded to Council Hub 2-3 weeks prior to the agenda distribution.

Council Resolution (Officer's Recommendation) (OCM 21/10-248)

Mover Cr Lezer
Second Cr Gordon

That Council:

1. RECEIVES the Schedule of Accounts Paid for the period ended 31 August 2021 as at Attachment 14.2A.
2. RECORDS in the Ordinary Council Meeting minutes the summary of accounts paid being:

Total Accounts Paid	
Municipal Fund	\$25,318,404.11
Trust Fund	\$0
Total - All Funds	\$25,318,404.11

CARRIED UNOPPOSED (9/0)

For Lord Mayor Zempilas, Deputy Lord Mayor Bain, Councillors Anghie, Bevan, Fleeton, Gobbert, Gordon, Ko and Lezer
Against None



City of Perth

Schedule of Accounts Paid - Municipal Fund

For the Period : 01/08/2021-31/08/2021

Payment Date	Document	Invoice Number	Payee	Payment Details	Payment Amount
Cheque/EFT FNumber 003434			AIDAN GORJY		60.00
5/08/2021	\$APINVCE	100278679	AIDAN GORJY	RFD INFRINGEMENT -VE91WA	60.00
Cheque/EFT FNumber 003435			MR S SINGH		99.00
5/08/2021	\$APINVCE	25052021	MR S SINGH	APPLICATION RFD-EV2020/344	99.00
Cheque/EFT FNumber 003436			ROBYN B KENWORTHY		60.00
5/08/2021	\$APINVCE	100249702	ROBYN B KENWORTHY	RFD DBL PAYMENT - 100249702 1HHG964	60.00
Cheque/EFT FNumber 003437			WATER CORPORATION		16,443.98
5/08/2021	\$APINVCE	9012119018	WATER CORPORATION	Garden Newcastle St, Northbridge	12.91
5/08/2021	\$APINVCE	9016512466	WATER CORPORATION	142 James St, Northbridge	621.40
5/08/2021	\$APINVCE	9009504310	WATER CORPORATION	Trade Waste 27 St Georges, Perth	329.52
5/08/2021	\$APINVCE	9011704696	WATER CORPORATION	Drinking Tap Opp # 103 Lake St, Northbri	1,065.95
5/08/2021	\$APINVCE	9001927722	WATER CORPORATION	Car Park 68A Roe St, Northbridge	690.77
5/08/2021	\$APINVCE	9023963230	WATER CORPORATION	Trade waste permit 64503	235.45
5/08/2021	\$APINVCE	9011620863	WATER CORPORATION	Trade waste permit Mounts Bay Road	235.45
5/08/2021	\$APINVCE	9001881031	WATER CORPORATION	Toilets H900 Havelock St, West Perth	170.12
5/08/2021	\$APINVCE	9001918164	WATER CORPORATION	Car Park 115 Aberdeen St, Perth	98.08
5/08/2021	\$APINVCE	9001919909	WATER CORPORATION	227 Newcastle St, Northbridge	399.77
5/08/2021	\$APINVCE	9001925815	WATER CORPORATION	Car Park 104 Francis St, Northbridge	51.54
5/08/2021	\$APINVCE	9001935116	WATER CORPORATION	Car Park 848 Hay St, Perth	1,049.45
5/08/2021	\$APINVCE	9001937015	WATER CORPORATION	Garden 1 Murray St, Perth	5.16
5/08/2021	\$APINVCE	9001938341	WATER CORPORATION	Median Strip 1 Wellington St, Perth	201.32
5/08/2021	\$APINVCE	9001938480	WATER CORPORATION	Grounds Forrest Pl, Perth	1,743.78
5/08/2021	\$APINVCE	9001938675	WATER CORPORATION	Car Park 347 Wellington St, Perth	48.96
5/08/2021	\$APINVCE	9001938683	WATER CORPORATION	Office, Shop 337 Wellington St, Perth	1,160.15
5/08/2021	\$APINVCE	9001938982	WATER CORPORATION	Garden 376 Wellington St, Perth	650.41
5/08/2021	\$APINVCE	9001939010	WATER CORPORATION	Car Park 376 Wellington St, Perth	3,088.97
5/08/2021	\$APINVCE	9001943343	WATER CORPORATION	Car Park 87-9 Pier St, Perth	1,054.45
5/08/2021	\$APINVCE	9008856779	WATER CORPORATION	Garden 10 Victoria Sq, Perth	59.36
5/08/2021	\$APINVCE	9009476954	WATER CORPORATION	Road Verge Murray St, Perthq	12.91
5/08/2021	\$APINVCE	9012293286	WATER CORPORATION	Road Verge NR Wolf Lane, Murray St, Pert	2.78
5/08/2021	\$APINVCE	9021045583	WATER CORPORATION	Road Verge Telethon Av, Perth	87.75
5/08/2021	\$APINVCE	9022554849	WATER CORPORATION	Garden King/Wellington St, Perth	2.58
5/08/2021	\$APINVCE	9001888348	WATER CORPORATION	Drinking Tap R12510 Terrace Rd, East Per	18.07
5/08/2021	\$APINVCE	9001912328	WATER CORPORATION	Road Verge R 1 Royal St, East Perth	7.74
5/08/2021	\$APINVCE	9001917284	WATER CORPORATION	Road Verge R 999 Trafalgar Rd, East Pert	2.58
5/08/2021	\$APINVCE	9008536898	WATER CORPORATION	Toilets Royal St, East Perth	497.60
5/08/2021	\$APINVCE	9013146659	WATER CORPORATION	Reserve Arden St, East Perth	2.58
5/08/2021	\$APINVCE	9009590597	WATER CORPORATION	Road verge at Adelaide Tce Perth	505.88
5/08/2021	\$APINVCE	9010527579	WATER CORPORATION	Trade Waste 848 Hay St, Perth	235.45
5/08/2021	\$APINVCE	9001940775	WATER CORPORATION	Car Park at 47 Newcastle Street	167.12
5/08/2021	\$APINVCE	9001945269	WATER CORPORATION	Store at 18 Stirling Street	244.81
5/08/2021	\$APINVCE	9008534358	WATER CORPORATION	Car Park at Roe Street	1,077.38
5/08/2021	\$APINVCE	9008754115	WATER CORPORATION	Road verge nr Mount/Cliff Streets	381.99
5/08/2021	\$APINVCE	9008754123	WATER CORPORATION	Road verge opp 69 Mount Street	18.07
5/08/2021	\$APINVCE	9010423059	WATER CORPORATION	Road verge at Aberdeen Street	7.74
5/08/2021	\$APINVCE	9015733806	WATER CORPORATION	Road verge opp 76 Newcastle Street	1.22
5/08/2021	\$APINVCE	9015733814	WATER CORPORATION	Road verge opp 133 Newcastle Street	0.44
5/08/2021	\$APINVCE	9017985353	WATER CORPORATION	Playground at Adelaide Tce	147.36
5/08/2021	\$APINVCE	9021409682	WATER CORPORATION	Toilets at James Street Northbridge	48.96
Cheque/EFT FNumber 003441			WATER CORPORATION		18,826.75
12/08/2021	\$APINVCE	9001869550	WATER CORPORATION	Car Park 490 Murray St, Perth	97.51
12/08/2021	\$APINVCE	9021975350	WATER CORPORATION	Trade Waste 490 Murray St, Perth	235.45
12/08/2021	\$APINVCE	9001856514	WATER CORPORATION	Reserve at R Mounts Bay Road	23.23
12/08/2021	\$APINVCE	9001860628	WATER CORPORATION	Garden opp 40 Kings Park Road	5.16
12/08/2021	\$APINVCE	9001868320	WATER CORPORATION	Car Park at 27 Mayfair Street	309.34
12/08/2021	\$APINVCE	9001872637	WATER CORPORATION	Park at L 5 Arthur Street	15.49
12/08/2021	\$APINVCE	9001885024	WATER CORPORATION	Road verge at Mount Street	2.58
12/08/2021	\$APINVCE	9001888284	WATER CORPORATION	Amenities at R R Causeway East Perth	85.17
12/08/2021	\$APINVCE	9001888292	WATER CORPORATION	Garden at R Causeway East Perth	59.36
12/08/2021	\$APINVCE	9001888356	WATER CORPORATION	Drinking tap at 21 Riverside Dve Perth	64.53
12/08/2021	\$APINVCE	9001895935	WATER CORPORATION	Park at Hale St East Perth	990.72
12/08/2021	\$APINVCE	9001907609	WATER CORPORATION	Garden at R Wittenoorn Street	5.16
12/08/2021	\$APINVCE	9001909030	WATER CORPORATION	Amenities opp 127 Hill Street	1,751.51
12/08/2021	\$APINVCE	9001917233	WATER CORPORATION	Drinking tap at R 999 Trafalgar Road	2.58
12/08/2021	\$APINVCE	9001922876	WATER CORPORATION	Park at 200 James Street Northbridge	180.44
12/08/2021	\$APINVCE	9001927124	WATER CORPORATION	Amenities at 101 Melbourne Street	277.48
12/08/2021	\$APINVCE	9001928549	WATER CORPORATION	Car Park at 165 Terrace Road	301.75
12/08/2021	\$APINVCE	9001928557	WATER CORPORATION	Garden at R10887 Riverside Dve	881.33
12/08/2021	\$APINVCE	9001928565	WATER CORPORATION	Reserve at 2 Barrack Street Perth	526.52
12/08/2021	\$APINVCE	9001928581	WATER CORPORATION	Toilets at Mounts Bay Road	97.92
12/08/2021	\$APINVCE	9001931019	WATER CORPORATION	Garden at R 1150 St George's Tce	64.45
12/08/2021	\$APINVCE	9001931027	WATER CORPORATION	Garden at R 1150 Barrack Street	51.54
12/08/2021	\$APINVCE	9001931051	WATER CORPORATION	Offices at 27 St George's Tce Perth	6,202.65
12/08/2021	\$APINVCE	9001931158	WATER CORPORATION	Garden at R R St George's Tce	15.49
12/08/2021	\$APINVCE	9001933233	WATER CORPORATION	Drinking tap at 1 Hay Street Perth	20.65
12/08/2021	\$APINVCE	9001933380	WATER CORPORATION	Hall at 601 Hay Street Perth	924.23
12/08/2021	\$APINVCE	9001934615	WATER CORPORATION	Garden at Hay Street Perth	49.04
12/08/2021	\$APINVCE	9001895951	WATER CORPORATION	Centre at 160 Hay Street Perth	585.43
12/08/2021	\$APINVCE	9001939811	WATER CORPORATION	Car Park at James Street	544.14
12/08/2021	\$APINVCE	9008845631	WATER CORPORATION	Park at L 220 Regal Place	1.78



City of Perth

Schedule of Accounts Paid - Municipal Fund

For the Period : 01/08/2021-31/08/2021

Payment Date	Document	Invoice Number	Payee	Payment Details	Payment Amount
12/08/2021	\$APINVCE	9008845658	WATER CORPORATION	Car Park at 81 Royal Street East Perth	915.46
12/08/2021	\$APINVCE	9012270922	WATER CORPORATION	Road verge at Hay Street	2.58
12/08/2021	\$APINVCE	9012445817	WATER CORPORATION	Fountain at Mounts Bay Road	5.16
12/08/2021	\$APINVCE	9015080745	WATER CORPORATION	Road reserve opp 2 Mounts Bay Road	10.32
12/08/2021	\$APINVCE	9021520073	WATER CORPORATION	Drinking tap Riverside Dve/William St	3,388.97
12/08/2021	\$APINVCE	9023118870	WATER CORPORATION	Amenities at Moore Street	131.63
Cheque/EFT FNumber 003444 PLUM SUPER (NATIONAL AUST BANK GRP SUPER					3,770.42
26/08/2021	\$APINVCE	108187433	PLUM SUPER (NATIONAL AUST BANK GRP SUPER	Superannuation contribution	3,770.42
Cheque/EFT FNumber 003445 WATER CORPORATION					1,000.92
26/08/2021	\$APINVCE	9001888321	WATER CORPORATION	Amenities R12510 Terrace Rd, East Perth	736.34
26/08/2021	\$APINVCE	9017137995	WATER CORPORATION	Shopt 4/378 Wellington St, Perth	264.58
Cheque/EFT FNumber 217183 FSA (WA) Pty Ltd					-
9/08/2021	\$CANCHQ	217183	FSA (WA) Pty Ltd	Repairs to fire hydrant	1,984.40
9/08/2021	\$FTP	217183	FSA (WA) Pty Ltd	cancelled cheque	- 1,984.40
Cheque/EFT FNumber 217389 CTIS PTY LTD					26,988.68
5/08/2021	\$APINVCE	01069511	CTIS PTY LTD	Car Park Ticket Machine Cash Hopper Audi	2,781.11
5/08/2021	\$APINVCE	01069560	CTIS PTY LTD	Cash Collection from Car park and Ticket	4,207.57
5/08/2021	\$APINVCE	01069505	CTIS PTY LTD	Container Deposit Scheme Top Up Fund	20,000.00
Cheque/EFT FNumber 217390 SHADE ENGINEERING					544.50
5/08/2021	\$APINVCE	2122004	SHADE ENGINEERING	Umbrella removal and storage at he North	544.50
Cheque/EFT FNumber 217391 PROTECTOR FIRE SERVICES PTY LTD					284.74
5/08/2021	\$APINVCE	10054989	PROTECTOR FIRE SERVICES PTY LTD	6 monthly portable Rangers fire equipmen	284.74
Cheque/EFT FNumber 217392 BIDFOOD WA PTY LTD					2,950.44
5/08/2021	\$APINVCE	I52975279.PER	BIDFOOD WA PTY LTD	Food and beverages for Community Centre	399.65
5/08/2021	\$APINVCE	I52985293.PER	BIDFOOD WA PTY LTD	Food and beverages for Community Centre	558.28
5/08/2021	\$APINVCE	I53005410.PER	BIDFOOD WA PTY LTD	Food and beverages for Community Centre	785.13
5/08/2021	\$APINVCE	I52962695.PER	BIDFOOD WA PTY LTD	Food and beverages for Community Centre	654.46
5/08/2021	\$APINVCE	I52895652.PER	BIDFOOD WA PTY LTD	Delivery of groceries to Child Care	552.92
Cheque/EFT FNumber 217393 CITY TOYOTA					699.66
5/08/2021	\$APINVCE	RI21104590	CITY TOYOTA	registration costs for replacement vehic	699.66
Cheque/EFT FNumber 217394 ADVANCED AUTOLOGIC					297.00
5/08/2021	\$APINVCE	00100976	ADVANCED AUTOLOGIC	Solvent 88 / Heavy Duty Parts Cleaner fo	297.00
Cheque/EFT FNumber 217395 ROSMECH SALES AND SERVICE PTY LTD					293.50
5/08/2021	\$APINVCE	110954	ROSMECH SALES AND SERVICE PTY LTD	Lockable Latch for Side Tool Box on Larg	293.50
Cheque/EFT FNumber 217396 DESIGN EDGE					1,716.00
5/08/2021	\$APINVCE	13594	DESIGN EDGE	Supply of materials: 50 x aluminum panel	594.00
5/08/2021	\$APINVCE	13595	DESIGN EDGE	Supply materials: 50 x street name face	1,122.00
Cheque/EFT FNumber 217397 INFOR GLOBAL SOLUTIONS AUSTRALIA PTY LTD					292,660.37
5/08/2021	\$APINVCE	20211417	INFOR GLOBAL SOLUTIONS AUSTRALIA PTY LTD	Pathway Annual Support and Maintenance 0	292,660.37
Cheque/EFT FNumber 217398 ACCESS BRICKPAVING CO					6,823.74
5/08/2021	\$APINVCE	00200722	ACCESS BRICKPAVING CO	Minor Kerbing works at Richardson St and	6,122.49
5/08/2021	\$APINVCE	00200725	ACCESS BRICKPAVING CO	Emergency works completed on 17th July 2	701.25
Cheque/EFT FNumber 217399 SUNNY INDUSTRIAL BRUSHWARE					1,783.00
5/08/2021	\$APINVCE	00023630	SUNNY INDUSTRIAL BRUSHWARE	Annual Sweeper Brush Blanket Order for 3	1,371.10
5/08/2021	\$APINVCE	00023672	SUNNY INDUSTRIAL BRUSHWARE	Annual Sweeper Brush Blanket Order for 3	411.90
Cheque/EFT FNumber 217400 EOS ELECTRICAL					15,590.48
5/08/2021	\$APINVCE	00015032	EOS ELECTRICAL	Banner Installation and Removal Costs	7,702.71
5/08/2021	\$APINVCE	00014984	EOS ELECTRICAL	Electrical maintenance of street lights	245.80
5/08/2021	\$APINVCE	00014971	EOS ELECTRICAL	Electrical maintenance of street lights	184.20
5/08/2021	\$APINVCE	00014973	EOS ELECTRICAL	Electrical maintenance of street lights	67.65
5/08/2021	\$APINVCE	00014976	EOS ELECTRICAL	Electrical maintenance of street lights	675.49
5/08/2021	\$APINVCE	00014977	EOS ELECTRICAL	Electrical maintenance of street lights	671.09
5/08/2021	\$APINVCE	00014980	EOS ELECTRICAL	Electrical maintenance of street lights	495.42
5/08/2021	\$APINVCE	00014998	EOS ELECTRICAL	Electrical maintenance of street lights	135.30
5/08/2021	\$APINVCE	00015039	EOS ELECTRICAL	Electrical maintenance of street lights	292.00
5/08/2021	\$APINVCE	00015040	EOS ELECTRICAL	Electrical maintenance of street lights	301.90
5/08/2021	\$APINVCE	00015058	EOS ELECTRICAL	Electrical maintenance of street lights	141.90
5/08/2021	\$APINVCE	00015060	EOS ELECTRICAL	Electrical maintenance of street lights	429.11
5/08/2021	\$APINVCE	00015061	EOS ELECTRICAL	Electrical maintenance of street lights	438.81
5/08/2021	\$APINVCE	00015062	EOS ELECTRICAL	Electrical maintenance of street lights	787.96
5/08/2021	\$APINVCE	00015064	EOS ELECTRICAL	Electrical maintenance of street lights	344.93
5/08/2021	\$APINVCE	00015076	EOS ELECTRICAL	Electrical maintenance of street lights	150.65
5/08/2021	\$APINVCE	00015077	EOS ELECTRICAL	Electrical maintenance of street lights	116.55
5/08/2021	\$APINVCE	00015082	EOS ELECTRICAL	Electrical maintenance of street lights	270.60
5/08/2021	\$APINVCE	00015096	EOS ELECTRICAL	Electrical maintenance of street lights	135.30
5/08/2021	\$APINVCE	00015103	EOS ELECTRICAL	Electrical maintenance of street lights	326.70
5/08/2021	\$APINVCE	00015043	EOS ELECTRICAL	Electrical maintenance of street lights	440.00
5/08/2021	\$APINVCE	00014675	EOS ELECTRICAL	Electrical maintenance of street lights	449.02
5/08/2021	\$APINVCE	00015025	EOS ELECTRICAL	Electrical maintenance of street lights	270.60
5/08/2021	\$APINVCE	00015041	EOS ELECTRICAL	Electrical maintenance of street lights	145.75
5/08/2021	\$APINVCE	00015042	EOS ELECTRICAL	Electrical maintenance of street lights	371.04
Cheque/EFT FNumber 217401 GILMOUR & JOOSTE ELECTRICAL					13,538.21
5/08/2021	\$APINVCE	INV-14794	GILMOUR & JOOSTE ELECTRICAL	VARIOUS SITES - UNPLANNED ELECTRICAL MAI	64.08
5/08/2021	\$APINVCE	INV-14791	GILMOUR & JOOSTE ELECTRICAL	VARIOUS SITES - UNPLANNED ELECTRICAL MAI	43.49
5/08/2021	\$APINVCE	INV-14792	GILMOUR & JOOSTE ELECTRICAL	VARIOUS SITES - UNPLANNED ELECTRICAL MAI	111.66
5/08/2021	\$APINVCE	INV-14793	GILMOUR & JOOSTE ELECTRICAL	VARIOUS SITES - UNPLANNED ELECTRICAL MAI	62.59
5/08/2021	\$APINVCE	INV-14795	GILMOUR & JOOSTE ELECTRICAL	VARIOUS SITES - UNPLANNED ELECTRICAL MAI	27.50
5/08/2021	\$APINVCE	INV-14796	GILMOUR & JOOSTE ELECTRICAL	VARIOUS SITES - UNPLANNED ELECTRICAL MAI	110.00
5/08/2021	\$APINVCE	INV-14812	GILMOUR & JOOSTE ELECTRICAL	VARIOUS SITES - UNPLANNED ELECTRICAL MAI	594.00
5/08/2021	\$APINVCE	INV-14835	GILMOUR & JOOSTE ELECTRICAL	VARIOUS SITES - UNPLANNED ELECTRICAL MAI	357.50



City of Perth

Schedule of Accounts Paid - Municipal Fund

For the Period : 01/08/2021-31/08/2021

Payment Date	Document	Invoice Number	Payee	Payment Details	Payment Amount
5/08/2021	\$APINVCE	INV-14836	GILMOUR & JOOSTE ELECTRICAL	VARIOUS SITES - UNPLANNED ELECTRICAL MAI	128.15
5/08/2021	\$APINVCE	INV-14838	GILMOUR & JOOSTE ELECTRICAL	VARIOUS SITES - UNPLANNED ELECTRICAL MAI	55.00
5/08/2021	\$APINVCE	INV-14839	GILMOUR & JOOSTE ELECTRICAL	VARIOUS SITES - UNPLANNED ELECTRICAL MAI	689.15
5/08/2021	\$APINVCE	INV-14813	GILMOUR & JOOSTE ELECTRICAL	3 x Seats removal from the Museum St and	998.00
5/08/2021	\$APINVCE	INV-14820	GILMOUR & JOOSTE ELECTRICAL	Electrical maintenance for street lighti	312.30
5/08/2021	\$APINVCE	INV-14834	GILMOUR & JOOSTE ELECTRICAL	Electrical maintenance for street lighti	55.00
5/08/2021	\$APINVCE	INV-14840	GILMOUR & JOOSTE ELECTRICAL	Electrical maintenance for street lighti	55.00
5/08/2021	\$APINVCE	INV-14814	GILMOUR & JOOSTE ELECTRICAL	Electrical maintenance for street lighti	310.49
5/08/2021	\$APINVCE	INV-14815	GILMOUR & JOOSTE ELECTRICAL	Electrical maintenance for street lighti	175.02
5/08/2021	\$APINVCE	INV-14816	GILMOUR & JOOSTE ELECTRICAL	Electrical maintenance for street lighti	175.02
5/08/2021	\$APINVCE	INV-14817	GILMOUR & JOOSTE ELECTRICAL	Electrical maintenance for street lighti	175.02
5/08/2021	\$APINVCE	INV-14818	GILMOUR & JOOSTE ELECTRICAL	Electrical maintenance for street lighti	295.02
5/08/2021	\$APINVCE	INV-14819	GILMOUR & JOOSTE ELECTRICAL	Electrical maintenance for street lighti	175.02
5/08/2021	\$APINVCE	INV-14833	GILMOUR & JOOSTE ELECTRICAL	Electrical maintenance for street lighti	173.14
5/08/2021	\$APINVCE	INV-14482	GILMOUR & JOOSTE ELECTRICAL	Electrical maintenance for street lighti	425.52
5/08/2021	\$APINVCE	INV-14601	GILMOUR & JOOSTE ELECTRICAL	Electrical maintenance for street lighti	169.13
5/08/2021	\$APINVCE	INV-13556	GILMOUR & JOOSTE ELECTRICAL	VARIOUS SITES - UNPLANNED ELECTRICAL MAI	128.15
5/08/2021	\$APINVCE	INV-13685	GILMOUR & JOOSTE ELECTRICAL	VARIOUS SITES - UNPLANNED ELECTRICAL MAI	64.99
5/08/2021	\$APINVCE	INV-13230	GILMOUR & JOOSTE ELECTRICAL	Electrical maintenance for street lighti	1,401.18
5/08/2021	\$APINVCE	INV-14144	GILMOUR & JOOSTE ELECTRICAL	VARIOUS SITES - UNPLANNED ELECTRICAL MAI	297.00
5/08/2021	\$APINVCE	INV-14790	GILMOUR & JOOSTE ELECTRICAL	VARIOUS SITES - UNPLANNED ELECTRICAL MAI	220.00
5/08/2021	\$APINVCE	INV-14717	GILMOUR & JOOSTE ELECTRICAL	VARIOUS SITES - UNPLANNED ELECTRICAL MAI	38.50
5/08/2021	\$APINVCE	INV-14837	GILMOUR & JOOSTE ELECTRICAL	VARIOUS SITES - UNPLANNED ELECTRICAL MAI	55.00
5/08/2021	\$APINVCE	INV-14415	GILMOUR & JOOSTE ELECTRICAL	Electrical Works for CW10467	249.57
5/08/2021	\$APINVCE	INV-14716	GILMOUR & JOOSTE ELECTRICAL	VARIOUS SITES - UNPLANNED ELECTRICAL MAI	77.00
5/08/2021	\$APINVCE	INV-14205	GILMOUR & JOOSTE ELECTRICAL	111 Goderich Street Electrical Works	3,138.94
5/08/2021	\$APINVCE	INV-14681	GILMOUR & JOOSTE ELECTRICAL	VARIOUS SITES - UNPLANNED ELECTRICAL MAI	1,814.40
5/08/2021	\$APINVCE	INV-14628	GILMOUR & JOOSTE ELECTRICAL	VARIOUS SITES - UNPLANNED ELECTRICAL MAI	316.68
Cheque/EFT FNumber 217402					980.00
INSTITUTE FOR INFORMATION MANAGEMENT LTD					
5/08/2021	\$APINVCE	2021/257	INSTITUTE FOR INFORMATION MANAGEMENT LTD	IIM Annual Membership 21 22 Quote 127899	980.00
Cheque/EFT FNumber 217403					825.00
Cameron Thomas Campbell t/as Placeorpoint					
5/08/2021	\$APINVCE	INV-333	Cameron Thomas Campbell t/as Placeorpoint	Photography of City of Perth sponsored e	825.00
Cheque/EFT FNumber 217404					99,951.03
DEPARTMENT OF MINES INDUSTRY REGULATION AND SAFETY					
5/08/2021	\$APINVCE	31072021	DEPARTMENT OF MINES INDUSTRY REGULATION AN	BUILDING SERVICE LEVY - JULY 2021	99,951.03
Cheque/EFT FNumber 217405					1,987.03
DATALINE VISUAL LINK PTY LTD					
5/08/2021	\$APINVCE	54141	DATALINE VISUAL LINK PTY LTD	Contract 100385, CCTV Maintenance 21-22	132.00
5/08/2021	\$APINVCE	54142	DATALINE VISUAL LINK PTY LTD	Contract 100385, CCTV Maintenance 21-22	508.07
5/08/2021	\$APINVCE	54143	DATALINE VISUAL LINK PTY LTD	Contract 100385, CCTV Maintenance 21-22	506.83
5/08/2021	\$APINVCE	54145	DATALINE VISUAL LINK PTY LTD	Contract 100385, CCTV Maintenance 21-22	840.13
Cheque/EFT FNumber 217406					57,543.37
ELECTRICITY GENERATION AND RETAIL CORPORATION					
5/08/2021	\$APINVCE	2097256117	ELECTRICITY GENERATION AND RETAIL CORPORATIO	339 Wellington St, Perth	146.00
5/08/2021	\$APINVCE	2093291061	ELECTRICITY GENERATION AND RETAIL CORPORATIO	Streetlights = 1821	42,104.30
5/08/2021	\$APINVCE	2017305607	ELECTRICITY GENERATION AND RETAIL CORPORATIO	UMS Current period = 445	15,293.07
Cheque/EFT FNumber 217407					3,748.80
BLACKWOODS ATKINS					
5/08/2021	\$APINVCE	PE8328AR	BLACKWOODS ATKINS	Stores Stock	3,748.80
Cheque/EFT FNumber 217408					1,494.00
The Trustee for ATIM, Enterprise, Tauranga t/as ATI-Mirage					
5/08/2021	\$APINVCE	00041431	The Trustee for ATIM, Enterprise, Tauranga t/as	ATI-I Bower BI Training S Chakkiath	1,125.00
5/08/2021	\$APINVCE	00041468	The Trustee for ATIM, Enterprise, Tauranga t/as	ATI-I Excel training for Parking staff	369.00
Cheque/EFT FNumber 217409					207.00
Childrens Book Council of Australia Western Australian Branch Inc					
5/08/2021	\$APINVCE	00007268	Childrens Book Council of Australia Western Australi	Merchandise for Children's Book Week 202	207.00
Cheque/EFT FNumber 217410					467.50
Matthew Vaslav Jelonek					
5/08/2021	\$APINVCE	COP03	Matthew Vaslav Jelonek	Photography of the new City of Perth run	467.50
Cheque/EFT FNumber 217411					9,460.00
REDFISH TECHNOLOGIES PTY LTD					
5/08/2021	\$APINVCE	IV00003652	REDFISH TECHNOLOGIES PTY LTD	Attention Mark Brown	9,460.00
Cheque/EFT FNumber 217412					500.00
SMEDIA PTY LTD					
5/08/2021	\$APINVCE	00011931	SMEDIA PTY LTD	West Australian Newspapers Archive subsc	500.00
Cheque/EFT FNumber 217413					56.10
BROWNES FOODS OPERATIONS PTY LTD					
5/08/2021	\$APINVCE	16091858	BROWNES FOODS OPERATIONS PTY LTD	Depot Weekly Milk Delivery 1 July 2021 -	56.10
Cheque/EFT FNumber 217414					1,714.75
BEACON EQUIPMENT BENTLEY					
5/08/2021	\$APINVCE	60456	BEACON EQUIPMENT BENTLEY	Replacement Clutch for Parks Utility - J	1,714.75
Cheque/EFT FNumber 217415					1,595.00
CSE CROSSCOM PTY LTD					
5/08/2021	\$APINVCE	432691	CSE CROSSCOM PTY LTD	Ranger Two Way Air Time 21-22	632.50
5/08/2021	\$APINVCE	432688	CSE CROSSCOM PTY LTD	Surveillance Two Way Air Time 21-22	962.50
Cheque/EFT FNumber 217416					698.00
WORKPOWER INC					
5/08/2021	\$APINVCE	CF14739	WORKPOWER INC	Catering for EDI Framework workshops	447.00
5/08/2021	\$APINVCE	CF14740	WORKPOWER INC	Catering for EDI Framework workshops	251.00
Cheque/EFT FNumber 217417					412.40
AUSTRALIAN SERVICES UNION					
5/08/2021	\$HRPAYJNL	F 30/07/2021	AUSTRALIAN SERVICES UNION	Australian Services Union	386.50
5/08/2021	\$HRPAYJNL	EF 30/07/2021	AUSTRALIAN SERVICES UNION	Australian Services Union	25.90
Cheque/EFT FNumber 217418					2,397.50
MARK REISINGER T/AS MFR AUTOELECTRICS					
5/08/2021	\$APINVCE	2301	MARK REISINGER T/AS MFR AUTOELECTRICS	Call Out To Rectify Faults in Rubbish Tr	314.70
5/08/2021	\$APINVCE	2304	MARK REISINGER T/AS MFR AUTOELECTRICS	Call Out To Rectify Faults in Rubbish Tr	203.94
5/08/2021	\$APINVCE	2306	MARK REISINGER T/AS MFR AUTOELECTRICS	Call Out To Rectify Faults in Rubbish Tr	101.97
5/08/2021	\$APINVCE	2309	MARK REISINGER T/AS MFR AUTOELECTRICS	Call Out To Rectify Faults in Rubbish Tr	158.46
5/08/2021	\$APINVCE	2300	MARK REISINGER T/AS MFR AUTOELECTRICS	Call Out To Rectify Faults in Rubbish Tr	245.56
5/08/2021	\$APINVCE	2302	MARK REISINGER T/AS MFR AUTOELECTRICS	Call Out To Rectify Faults in Rubbish Tr	609.95
5/08/2021	\$APINVCE	2303	MARK REISINGER T/AS MFR AUTOELECTRICS	Call Out To Rectify Faults in Rubbish Tr	609.95
5/08/2021	\$APINVCE	2305	MARK REISINGER T/AS MFR AUTOELECTRICS	Call Out To Rectify Faults in Rubbish Tr	50.99
5/08/2021	\$APINVCE	2307	MARK REISINGER T/AS MFR AUTOELECTRICS	Call Out To Rectify Faults in Rubbish Tr	50.99
5/08/2021	\$APINVCE	2308	MARK REISINGER T/AS MFR AUTOELECTRICS	Call Out To Rectify Faults in Rubbish Tr	50.99



City of Perth

Schedule of Accounts Paid - Municipal Fund

For the Period : 01/08/2021-31/08/2021

Payment Date	Document	Invoice Number	Payee	Payment Details	Payment Amount
Cheque/EFT FNumber 217419			Mills Corporation Pty Ltd t/as Mills Recruitment		3,740.00
5/08/2021	\$APINVCE	00016937	Mills Corporation Pty Ltd t/as Mills Recruitment	Executive Placement - Alliance Manager D	3,740.00
Cheque/EFT FNumber 217420			ROWSON'S PLUMBING SERVICES PTY LTD		7,517.95
5/08/2021	\$APINVCE	819706	ROWSON'S PLUMBING SERVICES PTY LTD	VARIOUS SITES - UNPLANNED PLUMBING MAINT	1,460.76
5/08/2021	\$APINVCE	820653	ROWSON'S PLUMBING SERVICES PTY LTD	VARIOUS SITES - UNPLANNED PLUMBING MAINT	215.95
5/08/2021	\$APINVCE	820723	ROWSON'S PLUMBING SERVICES PTY LTD	VARIOUS SITES - UNPLANNED PLUMBING MAINT	215.95
5/08/2021	\$APINVCE	820780	ROWSON'S PLUMBING SERVICES PTY LTD	VARIOUS SITES - UNPLANNED PLUMBING MAINT	757.09
5/08/2021	\$APINVCE	820659	ROWSON'S PLUMBING SERVICES PTY LTD	VARIOUS SITES - UNPLANNED PLUMBING MAINT	2,454.46
5/08/2021	\$APINVCE	820656	ROWSON'S PLUMBING SERVICES PTY LTD	VARIOUS SITES - UNPLANNED PLUMBING MAINT	276.52
5/08/2021	\$APINVCE	820725	ROWSON'S PLUMBING SERVICES PTY LTD	VARIOUS SITES - UNPLANNED PLUMBING MAINT	410.05
5/08/2021	\$APINVCE	820654	ROWSON'S PLUMBING SERVICES PTY LTD	VARIOUS SITES - UNPLANNED PLUMBING MAINT	504.14
5/08/2021	\$APINVCE	820655	ROWSON'S PLUMBING SERVICES PTY LTD	VARIOUS SITES - UNPLANNED PLUMBING MAINT	504.14
5/08/2021	\$APINVCE	820658	ROWSON'S PLUMBING SERVICES PTY LTD	VARIOUS SITES - UNPLANNED PLUMBING MAINT	411.31
5/08/2021	\$APINVCE	820724	ROWSON'S PLUMBING SERVICES PTY LTD	VARIOUS SITES - UNPLANNED PLUMBING MAINT	307.58
Cheque/EFT FNumber 217421			The Trustee for the DP Kelly Trading Trust t/as Lodestone Industries		1,683.00
5/08/2021	\$APINVCE	L07977	The Trustee for the DP Kelly Trading Trust t/as Lodes: Neodymium magnet		1,683.00
Cheque/EFT FNumber 217422			ALLMAKES PTY LTD T/AS BRANDWORX AUSTRALIA		1,372.74
5/08/2021	\$APINVCE	739729	ALLMAKES PTY LTD T/AS BRANDWORX AUSTRALIA	City of Perth Uniform for Nisrina Alfie,	2,257.65
5/08/2021	\$APCREDT	804456	ALLMAKES PTY LTD T/AS BRANDWORX AUSTRALIA	Invoice 739729	884.91
Cheque/EFT FNumber 217423			DEPARTMENT OF PLANNING, LANDS AND HERITAGE		245.00
5/08/2021	\$APINVCE	030821	DEPARTMENT OF PLANNING, LANDS AND HERITAGE	Tfr of DAPs 17 Mount St/98 Mounts Bay Rd	245.00
Cheque/EFT FNumber 217424			WINC AUSTRALIA PTY LTD		1,173.28
5/08/2021	\$APINVCE	9036588330	WINC AUSTRALIA PTY LTD	CDA Stationary - Level 1 Please don't	70.07
5/08/2021	\$APINVCE	9036599842	WINC AUSTRALIA PTY LTD	Stationery and cleaning supplies	168.49
5/08/2021	\$APINVCE	9036585284	WINC AUSTRALIA PTY LTD	SUPPLIES FOR DAU & CSA LEVEL 1	158.89
5/08/2021	\$APINVCE	9036590322	WINC AUSTRALIA PTY LTD	CDA Stationary - Level 1 Please don't	77.48
5/08/2021	\$APINVCE	9036596772	WINC AUSTRALIA PTY LTD	Standing order for Level 2 Kitchen Consu	110.39
5/08/2021	\$APINVCE	9036598159	WINC AUSTRALIA PTY LTD	Standing order for Level 2 Kitchen Consu	394.11
5/08/2021	\$APINVCE	9036512114	WINC AUSTRALIA PTY LTD	Catering Supplies and Beverages for Comm	26.40
5/08/2021	\$APINVCE	9036517818	WINC AUSTRALIA PTY LTD	Catering Supplies and Beverages for Comm	26.69
5/08/2021	\$APINVCE	9036478027	WINC AUSTRALIA PTY LTD	Catering Supplies and Beverages for Comm	58.81
5/08/2021	\$APINVCE	9036526663	WINC AUSTRALIA PTY LTD	Catering Supplies and Beverages for Comm	81.95
Cheque/EFT FNumber 217425			Peter Kenyon Enterprises t/as Bank of I.D.E.A.S.		2,200.00
5/08/2021	\$APINVCE	INV-4195	Peter Kenyon Enterprises t/as Bank of I.D.E.A.S.	Presentation and workshop facilitated by	2,200.00
Cheque/EFT FNumber 217426			ACE SECURITY AND EVENTS SERVICES		833.00
5/08/2021	\$APINVCE	00007526	ACE SECURITY AND EVENTS SERVICES	Security for Town Hall Events - ordered	833.00
Cheque/EFT FNumber 217427			PERTH CITY FARM INC		308.00
5/08/2021	\$APINVCE	INV-3303	PERTH CITY FARM INC	Low Waste Kitchen Workshop at the Librar	308.00
Cheque/EFT FNumber 217428			ESSENTIAL FIRE SERVICES PTY LTD		6,999.61
5/08/2021	\$APINVCE	78941SM	ESSENTIAL FIRE SERVICES PTY LTD	FIGURES ARE AN ESTIMATE ONLY, BASED ON A	121.00
5/08/2021	\$APINVCE	77856SM	ESSENTIAL FIRE SERVICES PTY LTD	FIGURES ARE AN ESTIMATE ONLY, BASED ON A	1,512.39
5/08/2021	\$APINVCE	79238SM	ESSENTIAL FIRE SERVICES PTY LTD	FIGURES ARE AN ESTIMATE ONLY, BASED ON A	242.00
5/08/2021	\$APINVCE	79443SM	ESSENTIAL FIRE SERVICES PTY LTD	FIGURES ARE AN ESTIMATE ONLY, BASED ON A	148.50
5/08/2021	\$APINVCE	79339SM	ESSENTIAL FIRE SERVICES PTY LTD	FIGURES ARE AN ESTIMATE ONLY, BASED ON A	148.50
5/08/2021	\$APINVCE	68198SM	ESSENTIAL FIRE SERVICES PTY LTD	FIGURES ARE AN ESTIMATE ONLY, BASED ON A	765.60
5/08/2021	\$APINVCE	80290SM	ESSENTIAL FIRE SERVICES PTY LTD	FIGURES ARE AN ESTIMATE ONLY, BASED ON A	405.35
5/08/2021	\$APINVCE	80072SM	ESSENTIAL FIRE SERVICES PTY LTD	FIGURES ARE AN ESTIMATE ONLY, BASED ON A	319.00
5/08/2021	\$APINVCE	80092SM	ESSENTIAL FIRE SERVICES PTY LTD	FIGURES ARE AN ESTIMATE ONLY, BASED ON A	344.85
5/08/2021	\$APINVCE	80135SM	ESSENTIAL FIRE SERVICES PTY LTD	FIGURES ARE AN ESTIMATE ONLY, BASED ON A	202.07
5/08/2021	\$APINVCE	80239SM	ESSENTIAL FIRE SERVICES PTY LTD	FIGURES ARE AN ESTIMATE ONLY, BASED ON A	148.50
5/08/2021	\$APINVCE	80201SM	ESSENTIAL FIRE SERVICES PTY LTD	FIGURES ARE AN ESTIMATE ONLY, BASED ON A	181.50
5/08/2021	\$APINVCE	80291SM	ESSENTIAL FIRE SERVICES PTY LTD	FIGURES ARE AN ESTIMATE ONLY, BASED ON A	181.50
5/08/2021	\$APINVCE	9494SM.	ESSENTIAL FIRE SERVICES PTY LTD	FIGURES ARE AN ESTIMATE ONLY, BASED ON A	1,673.85
5/08/2021	\$APINVCE	79689SM	ESSENTIAL FIRE SERVICES PTY LTD	FIGURES ARE AN ESTIMATE ONLY, BASED ON A	302.50
5/08/2021	\$APINVCE	79602SM	ESSENTIAL FIRE SERVICES PTY LTD	FIGURES ARE AN ESTIMATE ONLY, BASED ON A	302.50
Cheque/EFT FNumber 217429			METAL ARTWORK CREATIONS		129.80
5/08/2021	\$APINVCE	83569	METAL ARTWORK CREATIONS	Name Badges and postage for City of Pert	129.80
Cheque/EFT FNumber 217430			BEN TAYLOR		300.00
5/08/2021	\$APINVCE	04082021	BEN TAYLOR	Dept of Communities-Boorloo Bidee Mia	300.00
Cheque/EFT FNumber 217431			Albert McNamara		300.00
5/08/2021	\$APINVCE	04082021	Albert McNamara	Dept of Communities-Boorloo Bidee Mia	300.00
Cheque/EFT FNumber 217432			Irene McNamara		300.00
5/08/2021	\$APINVCE	04082021	Irene McNamara	Dept of Communities-Boorloo Bidee Mia	300.00
Cheque/EFT FNumber 217433			PLANT FORCE INVESTMENTS PTY LTD T/AS PLANTRITE		2,573.45
5/08/2021	\$APINVCE	00038369	PLANT FORCE INVESTMENTS PTY LTD T/AS PLANTRIT	City wide plant order as per WALGA e-quo	1,599.40
5/08/2021	\$APINVCE	00038368	PLANT FORCE INVESTMENTS PTY LTD T/AS PLANTRIT	City wide plant order as per WALGA e-quo	782.10
5/08/2021	\$APINVCE	00038366	PLANT FORCE INVESTMENTS PTY LTD T/AS PLANTRIT	City wide plant order as per WALGA e-quo	191.95
Cheque/EFT FNumber 217434			ACTIVATE PERTH		11,000.00
5/08/2021	\$APINVCE	0009	ACTIVATE PERTH	Winter Fest QRG - Mall Activation, Activ	11,000.00
Cheque/EFT FNumber 217435			MURIEL BOWIE		335.00
5/08/2021	\$APINVCE	04082021	MURIEL BOWIE	Dept of Communities-Boorloo Bidee Mia	335.00
Cheque/EFT FNumber 217436			LENARA NOMINEES PTY LTD T/AS PERTH NEWS DELIVERY		93.30
5/08/2021	\$APINVCE	31313	LENARA NOMINEES PTY LTD T/AS PERTH NEWS DELIV	Newspaper Delivery for rates	45.80
5/08/2021	\$APINVCE	31194	LENARA NOMINEES PTY LTD T/AS PERTH NEWS DELIV	Newspaper Delivery for rates	47.50
Cheque/EFT FNumber 217437			DULUXGROUP(AUSTRALIA)PTY LTD T/AS DULUX AUSTRALIA		195.92
5/08/2021	\$APINVCE	489686783	DULUXGROUP(AUSTRALIA)PTY LTD T/AS DULUX AUS	Paint and Hardware Supplies for Use in G	86.86
5/08/2021	\$APINVCE	489702736	DULUXGROUP(AUSTRALIA)PTY LTD T/AS DULUX AUS	Paint and Hardware Supplies for Use in G	54.53
5/08/2021	\$APINVCE	489705115	DULUXGROUP(AUSTRALIA)PTY LTD T/AS DULUX AUS	Paint and Hardware Supplies for Use in G	54.53
Cheque/EFT FNumber 217438			THE TRUSTEE FOR THE RICKY NETO FAMILY TRUST T/AS NETO GRAPHI		400.00
5/08/2021	\$APINVCE	INV-2853	THE TRUSTEE FOR THE RICKY NETO FAMILY TRUST T/	Unwrap vehicle going to auction as per t	400.00



City of Perth

Schedule of Accounts Paid - Municipal Fund

For the Period : 01/08/2021-31/08/2021

Payment Date	Document	Invoice Number	Payee	Payment Details	Payment Amount
Cheque/EFT FNumber 217439			J.H. FLUID TRANSFER SOLUTIONS PTY LTD T/AS PIRTEK MALAGA		968.24
5/08/2021	\$APINVCE	ML-T00042211	J.H. FLUID TRANSFER SOLUTIONS PTY LTD T/AS PIRTE	Repairs to Blown Hydraulic Hoses at the	94.60
5/08/2021	\$APINVCE	ML-T00042212	J.H. FLUID TRANSFER SOLUTIONS PTY LTD T/AS PIRTE	Repairs to Blown Hydraulic Hoses at the	311.83
5/08/2021	\$APINVCE	ML-T00042213	J.H. FLUID TRANSFER SOLUTIONS PTY LTD T/AS PIRTE	Repairs to Blown Hydraulic Hoses at the	561.81
Cheque/EFT FNumber 217440			HERITAGE WAY PTY LTD (DOMUS NURSERY)		3,171.90
5/08/2021	\$APINVCE	152549	HERITAGE WAY PTY LTD (DOMUS NURSERY)	City wide plant order as per WAGA e-quot	1,403.60
5/08/2021	\$APINVCE	153916	HERITAGE WAY PTY LTD (DOMUS NURSERY)	City wide plant order as per WAGA e-quot	1,768.30
Cheque/EFT FNumber 217441			MELANIE DIWATA GRIFFITHS		600.00
5/08/2021	\$APINVCE	0190532	MELANIE DIWATA GRIFFITHS	Always On - Gig Guide - August 2020 to J	600.00
Cheque/EFT FNumber 217442			THE GRIFFITH FAMILY TRUST T/AS SUPERSTOCK SERVICES SUPERSTOCK FOOD SERVICES		52.20
5/08/2021	\$APINVCE	40460765	THE GRIFFITH FAMILY TRUST T/AS SUPERSTOCK SERV	Superstock Food Services supply fruit ju	52.20
Cheque/EFT FNumber 217443			Rooforce Facility Services Pty Ltd		16,225.00
5/08/2021	\$APINVCE	IV00000001048	Rooforce Facility Services Pty Ltd	Roo Force Facility Services	3,245.00
5/08/2021	\$APINVCE	IV00000001149	Rooforce Facility Services Pty Ltd	Roo Force Facility Services	3,245.00
5/08/2021	\$APINVCE	IV00000001177	Rooforce Facility Services Pty Ltd	Roo Force Facility Services	3,245.00
5/08/2021	\$APINVCE	IV00000001170	Rooforce Facility Services Pty Ltd	Roo Force Facility Services	3,245.00
5/08/2021	\$APINVCE	IV00000001191	Rooforce Facility Services Pty Ltd	Roo Force Facility Services	3,245.00
Cheque/EFT FNumber 217444			Mission Bay Enterprises Pty Ltd t/as Crush		198.00
5/08/2021	\$APINVCE	INV-51525	Mission Bay Enterprises Pty Ltd t/as Crush	Heritage Place Search, Heritage Perth We	198.00
Cheque/EFT FNumber 217445			Initiative Media Australia Pty Ltd		94,738.68
5/08/2021	\$APINVCE	58523	Initiative Media Australia Pty Ltd	Heritage Perth - 32pp print run ons	306.12
5/08/2021	\$APINVCE	61859	Initiative Media Australia Pty Ltd	Press for the Winter Campaign inclusive:	963.71
5/08/2021	\$APINVCE	61857	Initiative Media Australia Pty Ltd	Radio advertisement for the Winter campa	2,678.53
5/08/2021	\$APINVCE	61860	Initiative Media Australia Pty Ltd	Media Booking and Buying for Outdoor Adv	12,793.85
5/08/2021	\$APINVCE	61861	Initiative Media Australia Pty Ltd	Media Booking and Buying for Outdoor Adv	9,182.51
5/08/2021	\$APINVCE	61862	Initiative Media Australia Pty Ltd	Media Booking and Buying for Outdoor Adv	2,873.20
5/08/2021	\$APINVCE	61866	Initiative Media Australia Pty Ltd	Digital Advertising - Media Booking and	22,908.60
5/08/2021	\$APINVCE	61863	Initiative Media Australia Pty Ltd	Digital Advertising - Media Booking and	3,425.40
5/08/2021	\$APINVCE	5000846557	Initiative Media Australia Pty Ltd	Media and advertising production for the	7,715.55
5/08/2021	\$APCREDIT	56234	Initiative Media Australia Pty Ltd	Initiative Medi	- 27.45
5/08/2021	\$APINVCE	61864	Initiative Media Australia Pty Ltd	Digital Advertising - Media Booking and	35,097.50
5/08/2021	\$APCREDIT	2200000261	Initiative Media Australia Pty Ltd	Initiative Medi	- 3,178.84
Cheque/EFT FNumber 217446			SANDRA O'BRIEN		38.70
5/08/2021	\$APINVCE	30072021	SANDRA O'BRIEN	Craft sales	38.70
Cheque/EFT FNumber 217447			MAJ SUSANNE DOLVA		4.50
5/08/2021	\$APINVCE	03082021	MAJ SUSANNE DOLVA	Craft sales	4.50
Cheque/EFT FNumber 217448			THE TRUSTEE FOR THE QUITO PTY LTD T/AS BENARA NURSERIES		3,696.38
5/08/2021	\$APINVCE	309614	THE TRUSTEE FOR THE QUITO PTY LTD T/AS BENARA	Plants for the Malls and Stirling Garden	2,285.14
5/08/2021	\$APINVCE	307005	THE TRUSTEE FOR THE QUITO PTY LTD T/AS BENARA	Plants for Parks Central neighbourhood.	500.39
5/08/2021	\$APINVCE	308529	THE TRUSTEE FOR THE QUITO PTY LTD T/AS BENARA	Plants for Queens gardens	910.85
Cheque/EFT FNumber 217449			Axon Public Safety Australia Pty Ltd		47,833.50
5/08/2021	\$APINVCE	INAU000011	Axon Public Safety Australia Pty Ltd	Body Worn Camera Licensing 21/22	47,833.50
Cheque/EFT FNumber 217450			BERNARD CARNEY		1,230.00
5/08/2021	\$APINVCE	233	BERNARD CARNEY	Coordinator and Compere Tuesday Morning	1,230.00
Cheque/EFT FNumber 217451			ACIL Allen Consulting Pty Ltd t/as ACIL Allen Consulting		76,376.88
5/08/2021	\$APINVCE	INV-1520	ACIL Allen Consulting Pty Ltd t/as ACIL Allen Consulti	Rate Methodology Review	76,376.88
Cheque/EFT FNumber 217452			Tyres 4U Pty Limited		1,234.20
5/08/2021	\$APINVCE	XX845167	Tyres 4U Pty Limited	New Tyres for Rubbish Trucks and Small S	1,234.20
Cheque/EFT FNumber 217453			Western Australian Land Authority		36,308.36
5/08/2021	\$APINVCE	14807	Western Australian Land Authority	Royal Street Car Park Rent - Jan-March 2	36,308.36
Cheque/EFT FNumber 217454			Hoban Recruitment Pty Ltd		5,626.51
5/08/2021	\$APINVCE	HPL25134	Hoban Recruitment Pty Ltd	Hoban CPO Contractors 2021/2022	3,413.19
5/08/2021	\$APINVCE	HPL25135	Hoban Recruitment Pty Ltd	Labour Hire for Depot Work Shop Mechanic	2,213.32
Cheque/EFT FNumber 217455			Aboriginal United Services Pty Ltd		6,060.19
5/08/2021	\$APINVCE	00004705	Aboriginal United Services Pty Ltd	AUS Staffing for CDS Depot	6,060.19
Cheque/EFT FNumber 217456			GO DOORS PTY LTD t/as GO DOORS		314.75
5/08/2021	\$APINVCE	93821	GO DOORS PTY LTD t/as GO DOORS	Forrest Place Loading Dock - Call out as	314.75
Cheque/EFT FNumber 217457			G.J Burns & H Munshaw Luhar t/as Culture Kite		5,445.00
5/08/2021	\$APINVCE	101	G.J Burns & H Munshaw Luhar t/as Culture Kite	Digital Audit - Key Market Audit	5,445.00
Cheque/EFT FNumber 217458			The Baldwin Family Trust t/as Micromedia Advertising Design		5,280.00
5/08/2021	\$APINVCE	00004844	The Baldwin Family Trust t/as Micromedia Advertisin	Preparation of a five minute video to pr	5,280.00
Cheque/EFT FNumber 217459			Alice May Dolphin		2,500.00
5/08/2021	\$APINVCE	003	Alice May Dolphin	Digital content blogs x10	2,500.00
Cheque/EFT FNumber 217460			The Trustee for KA Winmar Family Trust t/as Nyungar Tours		715.00
5/08/2021	\$APINVCE	INV-0045	The Trustee for KA Winmar Family Trust t/as Nyunga	Welcome to Country for Local Heritage	715.00
Cheque/EFT FNumber 217461			RMIT Online Pty Ltd		990.00
5/08/2021	\$APINVCE	100001649	RMIT Online Pty Ltd	Content and Social Media Marketing: HORN	990.00
Cheque/EFT FNumber 217462			G.G Hunt & J.R Hunt T/as Garry Hunt Consulting Group		5,600.00
5/08/2021	\$APINVCE	2/2021	G.G Hunt & J.R Hunt T/as Garry Hunt Consulting Grou	CEO Performance Coaching Advisory	5,600.00
Cheque/EFT FNumber 217463			LK Advisory Pty Ltd		2,750.00
5/08/2021	\$APINVCE	18-0311	LK Advisory Pty Ltd	Code of Conduct consulting	2,750.00
Cheque/EFT FNumber 217464			Plastic Free Foundation Ltd		2,200.00
5/08/2021	\$APINVCE	INV-109	Plastic Free Foundation Ltd	Plastic Free July membership 2021	2,200.00
Cheque/EFT FNumber 217465			Keely Grace O'Brien		375.00
5/08/2021	\$APINVCE	79	Keely Grace O'Brien	Singer and guitarist for Citizenship Cer	375.00
Cheque/EFT FNumber 217466			FSA (WA) Pty Ltd		-
9/08/2021	\$CANCHQ	217466	FSA (WA) Pty Ltd	Repairs to fire hydrant	836.00
9/08/2021	\$FTP	217466	FSA (WA) Pty Ltd	Cancellation of cheque	- 836.00
Cheque/EFT FNumber 217467			We Make Apps Pty Ltd (Nominee)		4,857.60
5/08/2021	\$APINVCE	INV-4025	We Make Apps Pty Ltd (Nominee)	Apps Development	4,857.60



City of Perth

Schedule of Accounts Paid - Municipal Fund

For the Period : 01/08/2021-31/08/2021

Payment Date	Document	Invoice Number	Payee	Payment Details	Payment Amount
Cheque/EFT FNumber 217468			Realestate.com.au Pty Ltd		768.90
5/08/2021	\$APINVCE	INRE001765972	Realestate.com.au Pty Ltd	Real Commercial Standard Subscription 20	768.90
Cheque/EFT FNumber 217469			Access Covers Australia Pty Ltd		2,266.00
5/08/2021	\$APINVCE	106677	Access Covers Australia Pty Ltd	Galvanised Manhole Class D	2,266.00
Cheque/EFT FNumber 217470			FreshExchange Pty Ltd		307.47
5/08/2021	\$APINVCE	300821	FreshExchange Pty Ltd	Fresh fruit and vegetables for Community	186.55
5/08/2021	\$APINVCE	300875	FreshExchange Pty Ltd	Fresh fruit and vegetables for Community	120.92
Cheque/EFT FNumber 217471			BLUE COLLAR PEOPLE		1,659.33
5/08/2021	\$APINVCE	00151323	BLUE COLLAR PEOPLE	Labour Hire Nightshift WE 18/7/21	1,659.33
Cheque/EFT FNumber 217472			BUILDING & CONSTRUCTION INDUSTRY TRAININ		59,014.00
5/08/2021	\$APINVCE	31072021	BUILDING & CONSTRUCTION INDUSTRY TRAININ	Building Service levy	59,014.00
Cheque/EFT FNumber 217473			BUNNINGS BUILDING SUPPLIES P/L		146.28
5/08/2021	\$APINVCE	2404/00183327	BUNNINGS BUILDING SUPPLIES P/L	Supply 6 x Amgrow Bin-Die Herbicide 500m	146.28
Cheque/EFT FNumber 217474			CENTRAL CITY MEDICAL CENTRE		146.75
5/08/2021	\$APINVCE	0884174	CENTRAL CITY MEDICAL CENTRE	Rhonda Braddock 15/07/21 GP attendance	146.75
Cheque/EFT FNumber 217475			CFMEU MINING & ENERGY DIVISION		400.00
5/08/2021	\$HRPAYJNL	F 30/07/2021	CFMEU MINING & ENERGY DIVISION	Payroll deductions	40.00
5/08/2021	\$HRPAYJNL	EF 30/07/2021	CFMEU MINING & ENERGY DIVISION	Payroll deductions	360.00
Cheque/EFT FNumber 217476			Child Support Agency		2,142.70
5/08/2021	\$HRPAYJNL	F 30/07/2021	Child Support Agency	ATO Child Support Agency	992.71
5/08/2021	\$HRPAYJNL	EF 30/07/2021	Child Support Agency	ATO Child Support Agency	1,149.99
Cheque/EFT FNumber 217477			CITY OF PERTH STAFF SOCIAL CLUB		756.00
5/08/2021	\$HRPAYJNL	F 30/07/2021	CITY OF PERTH STAFF SOCIAL CLUB	Social Club	707.00
5/08/2021	\$HRPAYJNL	EF 30/07/2021	CITY OF PERTH STAFF SOCIAL CLUB	Social Club	49.00
Cheque/EFT FNumber 217478			CITY OF STIRLING		28,041.84
5/08/2021	\$APINVCE	1024021401	CITY OF STIRLING	Depot Rates for 01/07/2021 - 3 0/06/2022	28,041.84
Cheque/EFT FNumber 217479			DARDANUP BUTCHERING UNIT TRUST T/AS DARDANUP BUTCHERING CO DARDANUP BUTCHERING C		596.16
5/08/2021	\$APINVCE	BL578181	DARDANUP BUTCHERING UNIT TRUST T/AS DARDANUP BUTCHERING CO	Dardanup. Supply and deliver meat and me	596.16
Cheque/EFT FNumber 217480			FARINOSI & SONS PTY LTD		162.70
5/08/2021	\$APINVCE	11013457	FARINOSI & SONS PTY LTD	D Shackle 6mm Gal Bulk	4.80
5/08/2021	\$APINVCE	11013532	FARINOSI & SONS PTY LTD	VARIOUS SITES - SUPPLY OF MINOR HARDWARE	25.90
5/08/2021	\$APINVCE	11013548	FARINOSI & SONS PTY LTD	VARIOUS SITES - SUPPLY OF MINOR HARDWARE	77.34
5/08/2021	\$APINVCE	11013493	FARINOSI & SONS PTY LTD	VARIOUS SITES - SUPPLY OF MINOR HARDWARE	54.66
Cheque/EFT FNumber 217481			STRATAGREEN		180.95
5/08/2021	\$APINVCE	135248	STRATAGREEN	Depot Main Store Stock	180.95
Cheque/EFT FNumber 217482			HAYS PERSONNEL SERVICES (AUST) PTY LTD		2,010.50
5/08/2021	\$APINVCE	50130921B	HAYS PERSONNEL SERVICES (AUST) PTY LTD	Economic Modeling Data Management - Hays	2,010.50
Cheque/EFT FNumber 217483			Health Insurance Fund Of Wa		226.10
5/08/2021	\$HRPAYJNL	F 30/07/2021	Health Insurance Fund Of Wa	Health Insurance Fund	226.10
Cheque/EFT FNumber 217484			HOSPITAL BENEFIT FUND OF WA		388.71
5/08/2021	\$HRPAYJNL	F 30/07/2021	HOSPITAL BENEFIT FUND OF WA	Hospital Benefit Fund	122.96
5/08/2021	\$HRPAYJNL	EF 30/07/2021	HOSPITAL BENEFIT FUND OF WA	Hospital Benefit Fund	265.75
Cheque/EFT FNumber 217485			MINDARIE REGIONAL COUNCIL		87,787.78
5/08/2021	\$APINVCE	SINV-043827	MINDARIE REGIONAL COUNCIL	Provision of Landfill Tipping - 2021/22	54,889.51
5/08/2021	\$APINVCE	SINV-043819	MINDARIE REGIONAL COUNCIL	Green Waste Tipping Fees 20/21	690.18
5/08/2021	\$APINVCE	SINV-043853	MINDARIE REGIONAL COUNCIL	MRC Member Council Admin Fee 2021/22 Lan	32,208.09
Cheque/EFT FNumber 217486			LGRCEU		1,230.02
5/08/2021	\$HRPAYJNL	F 30/07/2021	LGRCEU	LGRCEU	164.00
5/08/2021	\$HRPAYJNL	EF 30/07/2021	LGRCEU	LGRCEU	1,066.02
Cheque/EFT FNumber 217487			LGISWA		707,709.20
5/08/2021	\$APINVCE	100-143562	LGISWA	Insurance Premium 2021-2022 - LGIS WorkC	721,374.21
5/08/2021	\$APCREDIT	100-144287	LGISWA	LGISWA	13,665.01
Cheque/EFT FNumber 217488			SMC Corporation (Australia) Pty Ltd		1,184.17
5/08/2021	\$APINVCE	10123392	SMC Corporation (Australia) Pty Ltd	Air Rams for Road Sweeper Brush Arms - B	1,184.17
Cheque/EFT FNumber 217489			NVMS PTY LTD		7,422.80
5/08/2021	\$APINVCE	1000-2298-2021	NVMS PTY LTD	Software licence (3year) - for Sound lev	7,422.80
Cheque/EFT FNumber 217490			REINO INTERNATIONAL		1,718.75
5/08/2021	\$APINVCE	R0019606	REINO INTERNATIONAL	SLA for PEMS server Support 21/22	1,718.75
Cheque/EFT FNumber 217491			RECORDS AND INFORMATION MGNT PROFESSIONALS AUSTRALASIA		630.00
5/08/2021	\$APINVCE	295799	RECORDS AND INFORMATION MGNT PROFESSIONAL RIMPA	Annual Corporate Membership 21 22	630.00
Cheque/EFT FNumber 217492			A RICHARDS PTY LTD T/AS RICHGRO GARDEN PRODUCTS		368.72
5/08/2021	\$APINVCE	863993	A RICHARDS PTY LTD T/AS RICHGRO GARDEN PRODU	One pallet of premium potting mix.	368.72
Cheque/EFT FNumber 217493			RSEA PTY LTD		875.60
5/08/2021	\$APINVCE	11705019	RSEA PTY LTD	Stores Stock	231.00
5/08/2021	\$APINVCE	11764474	RSEA PTY LTD	Raincoat 3m Reflective NS - D. Macilroy	90.75
5/08/2021	\$APINVCE	11823716	RSEA PTY LTD	Uniform Safety Signs Swing Stand For Fla	270.05
5/08/2021	\$APINVCE	11588160	RSEA PTY LTD	Safety work boots for S Gynan	163.90
5/08/2021	\$APINVCE	11827942	RSEA PTY LTD	Replacement safety shoes	119.90
Cheque/EFT FNumber 217494			FUJI XEROX BUSINESSFORCE PTY LTD		1,584.54
5/08/2021	\$APINVCE	661093053	FUJI XEROX BUSINESSFORCE PTY LTD	Reminder and Final Demand notice product	294.81
5/08/2021	\$APINVCE	662093053	FUJI XEROX BUSINESSFORCE PTY LTD	Reminder and Final Demand notice product	1,289.73
Cheque/EFT FNumber 217495			SHERIDANS FOR BADGES		161.70
5/08/2021	\$APINVCE	82535	SHERIDANS FOR BADGES	Name badges for Volunteers.	161.70
Cheque/EFT FNumber 217496			CSP GROUP PTY LTD T/AS STIHL SHOP OSBORNE PARK		1,848.40
5/08/2021	\$APINVCE	68778	CSP GROUP PTY LTD T/AS STIHL SHOP OSBORNE PAR	Repairs and General Servicing to Parks M	75.00
5/08/2021	\$APINVCE	68779	CSP GROUP PTY LTD T/AS STIHL SHOP OSBORNE PAR	Repairs and General Servicing to Parks M	40.00
5/08/2021	\$APINVCE	68782	CSP GROUP PTY LTD T/AS STIHL SHOP OSBORNE PAR	Repairs and General Servicing to Parks M	190.50
5/08/2021	\$APINVCE	68783	CSP GROUP PTY LTD T/AS STIHL SHOP OSBORNE PAR	Repairs and General Servicing to Parks M	190.60
5/08/2021	\$APINVCE	68777	CSP GROUP PTY LTD T/AS STIHL SHOP OSBORNE PAR	Repairs and General Servicing to Parks M	108.00
5/08/2021	\$APINVCE	68784	CSP GROUP PTY LTD T/AS STIHL SHOP OSBORNE PAR	Repairs and General Servicing to Parks M	287.50



City of Perth

Schedule of Accounts Paid - Municipal Fund

For the Period : 01/08/2021-31/08/2021

Table with 6 columns: Payment Date, Document, Invoice Number, Payee, Payment Details, Payment Amount. It lists various payments to different entities like CSP GROUP PTY LTD, TECHNOLOGY ONE LTD, TOTAL EDEN PTY LTD, etc., with their respective invoice numbers and amounts.



City of Perth

Schedule of Accounts Paid - Municipal Fund

For the Period : 01/08/2021-31/08/2021

Payment Date	Document	Invoice Number	Payee	Payment Details	Payment Amount
Cheque/EFT FNumber 217536			ALEKSANDER (ALEX) TASESKI		59.65
5/08/2021	\$APINVCE	26072021AT	ALEKSANDER (ALEX) TASESKI	FOOTCARE MAINTENANCE- A TASESKI	59.65
Cheque/EFT FNumber 217537			JESSE J COX		6.00
5/08/2021	\$APINVCE	31032021	JESSE J COX	RFD MONIES FOR PARKING DID NOT GIVE TICK	6.00
Cheque/EFT FNumber 217538			DEPARTMENT OF PLANNING, LANDS AND HERITAGE		10,486.00
6/08/2021	\$APINVCE	2021/5131	DEPARTMENT OF PLANNING, LANDS AND HERITAGE	T/FR DAP'S 78-90 MOUNTS BAY RD 2021/5131	10,486.00
Cheque/EFT FNumber 217542			METROCOUNT		6,604.24
12/08/2021	\$APINVCE	INV029953	METROCOUNT	Permanent Counter Yearly Data Collection	6,604.24
Cheque/EFT FNumber 217543			OFFICEWORKS BUSINESS DIRECT		246.05
12/08/2021	\$APCREDIT	357720853	OFFICEWORKS BUSINESS DIRECT	3 X LOGITECH PRO R800 PRESENTER FOR CORP	5.95
12/08/2021	\$APINVCE	18642717	OFFICEWORKS BUSINESS DIRECT	Printer Labels for the Concierge	252.00
Cheque/EFT FNumber 217544			CTI5 PTY LTD		528.00
12/08/2021	\$APINVCE	01069510	CTI5 PTY LTD	Cash collection from citiplace Rest Cent	264.00
12/08/2021	\$APINVCE	01069512	CTI5 PTY LTD	This item is for cti5 attendance for mai	264.00
Cheque/EFT FNumber 217545			STILES ELECTRICAL SERVICES		572,595.06
12/08/2021	\$APINVCE	8121	STILES ELECTRICAL SERVICES	WALGA QUOTATION VP211279 – ELECTRICAL LI	572,595.06
Cheque/EFT FNumber 217546			BIDFOOD WA PTY LTD		2,742.43
12/08/2021	\$APINVCE	I53018160.PER	BIDFOOD WA PTY LTD	Food and beverages for Community Centre	250.69
12/08/2021	\$APINVCE	I53062427.PER	BIDFOOD WA PTY LTD	Food and beverages for Community Centre	211.38
12/08/2021	\$APINVCE	I53062426.PER	BIDFOOD WA PTY LTD	Food and beverages for Community Centre	1,370.32
12/08/2021	\$APINVCE	I53052368.PER	BIDFOOD WA PTY LTD	Food and beverages for Community Centre	910.04
Cheque/EFT FNumber 217547			RORIE SPARE		1,189.25
12/08/2021	\$APINVCE	186	RORIE SPARE	CSA and Parking Service Annual Camera Cl	1,189.25
Cheque/EFT FNumber 217548			ILLION AUSTRALIA PTY LTD T/AS TENDERLINK.COM		687.50
12/08/2021	\$APINVCE	AU-428063	ILLION AUSTRALIA PTY LTD T/AS TENDERLINK.COM	Tenderlink Subscription 2021/2022	687.50
Cheque/EFT FNumber 217549			SOUTHERN METROPOLITAN REGIONAL COUNCIL		1,330.56
12/08/2021	\$APINVCE	15749	SOUTHERN METROPOLITAN REGIONAL COUNCIL	Organic tipping fees 21/22	1,330.56
Cheque/EFT FNumber 217550			IRON MOUNTAIN AUSTRALIA GROUP PTY LTD		6,117.03
12/08/2021	\$APINVCE	AUS913391	IRON MOUNTAIN AUSTRALIA GROUP PTY LTD	VAULT PT-502670-Archive Storage & Retriev	367.43
12/08/2021	\$APINVCE	109007520	IRON MOUNTAIN AUSTRALIA GROUP PTY LTD	Data Management Tapes Storage 6YQN	2.46
12/08/2021	\$APINVCE	AUS913392	IRON MOUNTAIN AUSTRALIA GROUP PTY LTD	Iron Mountain NDT Cold Storage of Rates	332.45
12/08/2021	\$APINVCE	AUS905626	IRON MOUNTAIN AUSTRALIA GROUP PTY LTD	Secure document disposal bin	10.38
12/08/2021	\$APINVCE	AUS914351	IRON MOUNTAIN AUSTRALIA GROUP PTY LTD	General - RR 502540-Archive Storage & Re	2,487.07
12/08/2021	\$APINVCE	AUS913416	IRON MOUNTAIN AUSTRALIA GROUP PTY LTD	Storage & Courier Costs 21 22	1,537.88
12/08/2021	\$APINVCE	109007593	IRON MOUNTAIN AUSTRALIA GROUP PTY LTD	Blanket Order for Monthly ICT Tape Stora	699.24
12/08/2021	\$APINVCE	AUS900651	IRON MOUNTAIN AUSTRALIA GROUP PTY LTD	Iron Mountain account NDT Storage of Rat	664.91
12/08/2021	\$APINVCE	AUS913415	IRON MOUNTAIN AUSTRALIA GROUP PTY LTD	History Centre offsite storage	15.21
Cheque/EFT FNumber 217551			ADVANCED TRAFFIC MANAGEMENT		431.20
12/08/2021	\$APINVCE	00148351	ADVANCED TRAFFIC MANAGEMENT	East Pde roundabout Road works	431.20
Cheque/EFT FNumber 217552			AIBS WA CHAPTER		100.00
12/08/2021	\$APINVCE	32600	AIBS WA CHAPTER	C MOK - APPLY PART A2.2(4) A WORKS EXAMP	100.00
Cheque/EFT FNumber 217553			NESPRESSO		390.00
12/08/2021	\$APINVCE	38554278	NESPRESSO	Level 2 Kitchen, coffee pods	390.00
Cheque/EFT FNumber 217554			DATA 3		154,597.03
12/08/2021	\$APINVCE	02031942	DATA 3	Cisco maintenance renewal 01/07/21-30/06	138,810.73
12/08/2021	\$APINVCE	02020743	DATA 3	Citrix Renewals for 1st July 2021- 30th	43,278.43
12/08/2021	\$APCREDIT	02005144	DATA 3		27,492.13
Cheque/EFT FNumber 217555			VISUAL INSPIRATIONS AUSTRALIA PTY LTD		143,613.80
12/08/2021	\$APINVCE	00043994	VISUAL INSPIRATIONS AUSTRALIA PTY LTD	Christmas Lights Trail installations Cri	143,613.80
Cheque/EFT FNumber 217556			Air & Power Pty Ltd		418.00
12/08/2021	\$APINVCE	68837	Air & Power Pty Ltd	Hire of Air Compressor for Depot Worksho	418.00
Cheque/EFT FNumber 217557			QED ENVIRONMENTAL SERVICES		1,210.00
12/08/2021	\$APINVCE	249022	QED ENVIRONMENTAL SERVICES	Forrest Place Cafe - HAZMAT assessment f	1,210.00
Cheque/EFT FNumber 217558			CAMERA ELECTRONIC SALES AND SERVICE		330.00
12/08/2021	\$APINVCE	154287	CAMERA ELECTRONIC SALES AND SERVICE	Camera cleaning Lens Cleaning	330.00
Cheque/EFT FNumber 217559			SAFETY & RESCUE EQUIPMENT		440.00
12/08/2021	\$APINVCE	26015	SAFETY & RESCUE EQUIPMENT	Depot Annual Inspection of Height & Safe	440.00
Cheque/EFT FNumber 217560			MAJESTIC PLUMBING		3,242.79
12/08/2021	\$APINVCE	240782	MAJESTIC PLUMBING	VARIOUS SITES - UNPLANNED PLUMBING MAINT	87.40
12/08/2021	\$APINVCE	240779	MAJESTIC PLUMBING	VARIOUS SITES - UNPLANNED PLUMBING MAINT	1,076.90
12/08/2021	\$APINVCE	240861	MAJESTIC PLUMBING	VARIOUS SITES - UNPLANNED PLUMBING MAINT	87.40
12/08/2021	\$APINVCE	240860	MAJESTIC PLUMBING	VARIOUS SITES - UNPLANNED PLUMBING MAINT	254.87
12/08/2021	\$APINVCE	240859	MAJESTIC PLUMBING	VARIOUS SITES - UNPLANNED PLUMBING MAINT	87.40
12/08/2021	\$APINVCE	240858	MAJESTIC PLUMBING	VARIOUS SITES - UNPLANNED PLUMBING MAINT	87.40
12/08/2021	\$APINVCE	240811	MAJESTIC PLUMBING	VARIOUS SITES - UNPLANNED PLUMBING MAINT	154.62
12/08/2021	\$APINVCE	240812	MAJESTIC PLUMBING	VARIOUS SITES - UNPLANNED PLUMBING MAINT	87.40
12/08/2021	\$APINVCE	240948	MAJESTIC PLUMBING	VARIOUS SITES - UNPLANNED PLUMBING MAINT	87.40
12/08/2021	\$APINVCE	240725	MAJESTIC PLUMBING	VARIOUS SITES - UNPLANNED PLUMBING MAINT	1,232.00
Cheque/EFT FNumber 217561			DSATCO PTY LTD		4,625.00
12/08/2021	\$APINVCE	00052587	DSATCO PTY LTD	Supply 25m3 Loose Lupin Mulch	4,625.00
Cheque/EFT FNumber 217562			ENVIROPATH PTY LTD T/ AS SPOT'S ALL SURFACE CLEANING		45,092.30
12/08/2021	\$APINVCE	2991	ENVIROPATH PTY LTD T/ AS SPOT'S ALL SURFACE CLE	Quote dated 22/04/21 - Degreasing to rem	495.00
12/08/2021	\$APINVCE	2983	ENVIROPATH PTY LTD T/ AS SPOT'S ALL SURFACE CLE	Planned Car Park Degreasing for July 202	27,985.10
12/08/2021	\$APINVCE	2984	ENVIROPATH PTY LTD T/ AS SPOT'S ALL SURFACE CLE	High Pressure Cleaning to Shared Paths	16,612.20
Cheque/EFT FNumber 217563			ATOM SUPPLY		70.75
12/08/2021	\$APINVCE	P2199593	ATOM SUPPLY	Stores Stock	70.75
Cheque/EFT FNumber 217564			CANON PRODUCTION PRINTING AUSTRALIA PTY LTD T/AS OCE-AUSTRALIA		142.93
12/08/2021	\$APINVCE	INV-6808	CANON PRODUCTION PRINTING AUSTRALIA PTY LTD	Maintenance TC54SA-Standalone Scanner- S	142.93
Cheque/EFT FNumber 217565			ACCESS BRICKPAVING CO		31,059.05
12/08/2021	\$APINVCE	00230722	ACCESS BRICKPAVING CO	10522 Urban Forest infill planting progr	31,059.05



City of Perth

Schedule of Accounts Paid - Municipal Fund

For the Period : 01/08/2021-31/08/2021

Payment Date	Document	Invoice Number	Payee	Payment Details	Payment Amount
Cheque/EFT FNumber 217566					588.50
12/08/2021	\$APINVCE	00023702	SUNNY INDUSTRIAL BRUSHWARE	Annual Sweeper Brush Blanket Order for 3	588.50
Cheque/EFT FNumber 217567					2,122.46
12/08/2021	\$APINVCE	00015068	EOS ELECTRICAL	Electrical maintenance of street lights	175.45
12/08/2021	\$APINVCE	00015069	EOS ELECTRICAL	Electrical maintenance of street lights	175.45
12/08/2021	\$APINVCE	00015105	EOS ELECTRICAL	Electrical maintenance of street lights	67.65
12/08/2021	\$APINVCE	00014992	EOS ELECTRICAL	Electrical maintenance of street lights	227.70
12/08/2021	\$APINVCE	00015074	EOS ELECTRICAL	Electrical maintenance of street lights	67.65
12/08/2021	\$APINVCE	00015075	EOS ELECTRICAL	Electrical maintenance of street lights	67.65
12/08/2021	\$APINVCE	00015080	EOS ELECTRICAL	Electrical maintenance of street lights	406.18
12/08/2021	\$APINVCE	00015081	EOS ELECTRICAL	Electrical maintenance of street lights	107.58
12/08/2021	\$APINVCE	00015098	EOS ELECTRICAL	Electrical maintenance of street lights	440.00
12/08/2021	\$APINVCE	00015117	EOS ELECTRICAL	Electrical maintenance of street lights	270.60
12/08/2021	\$APINVCE	00015070	EOS ELECTRICAL	Electrical maintenance of street lights	116.55
Cheque/EFT FNumber 217568					1,592.44
12/08/2021	\$APINVCE	00007574	DRAINFLOW SERVICES PTY LTD	FORREST PLACE LOADING DOCK - GULLY PIT A	1,592.44
Cheque/EFT FNumber 217569					16,004.95
12/08/2021	\$APINVCE	INV-14993	GILMOUR & JOOSTE ELECTRICAL	VARIOUS SITES - UNPLANNED ELECTRICAL MAI	286.85
12/08/2021	\$APINVCE	INV-14991	GILMOUR & JOOSTE ELECTRICAL	VARIOUS SITES - UNPLANNED ELECTRICAL MAI	440.00
12/08/2021	\$APINVCE	INV-14952	GILMOUR & JOOSTE ELECTRICAL	VARIOUS SITES - UNPLANNED ELECTRICAL MAI	319.77
12/08/2021	\$APINVCE	INV-14951	GILMOUR & JOOSTE ELECTRICAL	VARIOUS SITES - UNPLANNED ELECTRICAL MAI	297.00
12/08/2021	\$APINVCE	INV-14950	GILMOUR & JOOSTE ELECTRICAL	VARIOUS SITES - UNPLANNED ELECTRICAL MAI	508.01
12/08/2021	\$APINVCE	INV-14949	GILMOUR & JOOSTE ELECTRICAL	VARIOUS SITES - UNPLANNED ELECTRICAL MAI	396.00
12/08/2021	\$APINVCE	INV-15019	GILMOUR & JOOSTE ELECTRICAL	Repair Float Switch for Depot Oleology W	445.17
12/08/2021	\$APINVCE	INV-1946	GILMOUR & JOOSTE ELECTRICAL	VARIOUS SITES - UNPLANNED ELECTRICAL MAI	211.79
12/08/2021	\$APINVCE	INV-14943	GILMOUR & JOOSTE ELECTRICAL	VARIOUS SITES - UNPLANNED ELECTRICAL MAI	166.23
12/08/2021	\$APINVCE	INV-14944	GILMOUR & JOOSTE ELECTRICAL	VARIOUS SITES - UNPLANNED ELECTRICAL MAI	630.21
12/08/2021	\$APINVCE	INV-14947	GILMOUR & JOOSTE ELECTRICAL	VARIOUS SITES - UNPLANNED ELECTRICAL MAI	149.93
12/08/2021	\$APINVCE	INV-14903	GILMOUR & JOOSTE ELECTRICAL	VARIOUS SITES - UNPLANNED ELECTRICAL MAI	395.98
12/08/2021	\$APINVCE	INV-15016	GILMOUR & JOOSTE ELECTRICAL	VARIOUS SITES - UNPLANNED ELECTRICAL MAI	476.52
12/08/2021	\$APINVCE	INV-15017	GILMOUR & JOOSTE ELECTRICAL	VARIOUS SITES - UNPLANNED ELECTRICAL MAI	55.00
12/08/2021	\$APINVCE	INV-15018	GILMOUR & JOOSTE ELECTRICAL	VARIOUS SITES - UNPLANNED ELECTRICAL MAI	337.38
12/08/2021	\$APINVCE	INV-14954	GILMOUR & JOOSTE ELECTRICAL	Electrical maintenance for street lighti	330.00
12/08/2021	\$APINVCE	INV-14955	GILMOUR & JOOSTE ELECTRICAL	Electrical maintenance for street lighti	164.33
12/08/2021	\$APINVCE	INV-14956	GILMOUR & JOOSTE ELECTRICAL	Electrical maintenance for street lighti	164.33
12/08/2021	\$APINVCE	INV-14957	GILMOUR & JOOSTE ELECTRICAL	Electrical maintenance for street lighti	164.33
12/08/2021	\$APINVCE	INV-14958	GILMOUR & JOOSTE ELECTRICAL	Electrical maintenance for street lighti	183.23
12/08/2021	\$APINVCE	INV-14959	GILMOUR & JOOSTE ELECTRICAL	Terrace Car Park Investigate and repair	600.09
12/08/2021	\$APINVCE	INV-14948	GILMOUR & JOOSTE ELECTRICAL	VARIOUS SITES - UNPLANNED ELECTRICAL MAI	419.03
12/08/2021	\$APINVCE	INV-14992	GILMOUR & JOOSTE ELECTRICAL	VARIOUS SITES - UNPLANNED ELECTRICAL MAI	133.58
12/08/2021	\$APINVCE	INV-14886	GILMOUR & JOOSTE ELECTRICAL	VARIOUS SITES - UNPLANNED ELECTRICAL MAI	668.45
12/08/2021	\$APINVCE	INV-14885	GILMOUR & JOOSTE ELECTRICAL	VARIOUS SITES - UNPLANNED ELECTRICAL MAI	110.00
12/08/2021	\$APINVCE	INV-14945	GILMOUR & JOOSTE ELECTRICAL	VARIOUS SITES - UNPLANNED ELECTRICAL MAI	1,058.69
12/08/2021	\$APINVCE	INV-14899	GILMOUR & JOOSTE ELECTRICAL	VARIOUS SITES - UNPLANNED ELECTRICAL MAI	549.62
12/08/2021	\$APINVCE	INV-14940	GILMOUR & JOOSTE ELECTRICAL	Electrical maintenance for street lighti	57.42
12/08/2021	\$APINVCE	INV-14893	GILMOUR & JOOSTE ELECTRICAL	VARIOUS SITES - UNPLANNED ELECTRICAL MAI	744.41
12/08/2021	\$APINVCE	INV-14901	GILMOUR & JOOSTE ELECTRICAL	VARIOUS SITES - UNPLANNED ELECTRICAL MAI	742.61
12/08/2021	\$APINVCE	INV-14884	GILMOUR & JOOSTE ELECTRICAL	VARIOUS SITES - UNPLANNED ELECTRICAL MAI	121.49
12/08/2021	\$APINVCE	INV-14883	GILMOUR & JOOSTE ELECTRICAL	VARIOUS SITES - UNPLANNED ELECTRICAL MAI	169.99
12/08/2021	\$APINVCE	INV-14882	GILMOUR & JOOSTE ELECTRICAL	VARIOUS SITES - UNPLANNED ELECTRICAL MAI	237.86
12/08/2021	\$APINVCE	INV-14898	GILMOUR & JOOSTE ELECTRICAL	VARIOUS SITES - UNPLANNED ELECTRICAL MAI	311.91
12/08/2021	\$APINVCE	INV-14900	GILMOUR & JOOSTE ELECTRICAL	VARIOUS SITES - UNPLANNED ELECTRICAL MAI	263.72
12/08/2021	\$APINVCE	INV-14902	GILMOUR & JOOSTE ELECTRICAL	VARIOUS SITES - UNPLANNED ELECTRICAL MAI	312.46
12/08/2021	\$APINVCE	INV-14904	GILMOUR & JOOSTE ELECTRICAL	VARIOUS SITES - UNPLANNED ELECTRICAL MAI	110.00
12/08/2021	\$APINVCE	INV-14906	GILMOUR & JOOSTE ELECTRICAL	VARIOUS SITES - UNPLANNED ELECTRICAL MAI	414.15
12/08/2021	\$APINVCE	INV-14923	GILMOUR & JOOSTE ELECTRICAL	VARIOUS SITES - UNPLANNED ELECTRICAL MAI	431.75
12/08/2021	\$APINVCE	INV-14930	GILMOUR & JOOSTE ELECTRICAL	VARIOUS SITES - UNPLANNED ELECTRICAL MAI	447.26
12/08/2021	\$APINVCE	INV-14887	GILMOUR & JOOSTE ELECTRICAL	Electrical maintenance for street lighti	313.17
12/08/2021	\$APINVCE	INV-14888	GILMOUR & JOOSTE ELECTRICAL	Electrical maintenance for street lighti	286.16
12/08/2021	\$APINVCE	INV-14889	GILMOUR & JOOSTE ELECTRICAL	Electrical maintenance for street lighti	169.86
12/08/2021	\$APINVCE	INV-14890	GILMOUR & JOOSTE ELECTRICAL	Electrical maintenance for street lighti	55.00
12/08/2021	\$APINVCE	INV-14891	GILMOUR & JOOSTE ELECTRICAL	Electrical maintenance for street lighti	164.33
12/08/2021	\$APINVCE	INV-14892	GILMOUR & JOOSTE ELECTRICAL	Electrical maintenance for street lighti	550.00
12/08/2021	\$APINVCE	INV-14894	GILMOUR & JOOSTE ELECTRICAL	Electrical maintenance for street lighti	164.33
12/08/2021	\$APINVCE	INV-14897	GILMOUR & JOOSTE ELECTRICAL	Electrical maintenance for street lighti	275.55
Cheque/EFT FNumber 217570					133,108.80
12/08/2021	\$APINVCE	INV-00002200	TECHNICAL SERVICES GROUP	Public wifi maintenance 01-07-21 to 30-0	132,908.60
12/08/2021	\$APINVCE	INV-00002201	TECHNICAL SERVICES GROUP	Blanket Order for Break/Fix Repairs to P	200.20
Cheque/EFT FNumber 217571					111,273.41
12/08/2021	\$APINVCE	6228470D	DAIMLER TRUCKS PERTH	Replacement Passenger Door Mirror for Me	569.72
12/08/2021	\$APINVCE	E3088	DAIMLER TRUCKS PERTH	This is to procure a light truck to repl	110,247.94
12/08/2021	\$APINVCE	E3088.1	DAIMLER TRUCKS PERTH	on charged rego fees for replacement tru	455.75
Cheque/EFT FNumber 217572					1,515.36
12/08/2021	\$APINVCE	116001	SILVERSPRING TRUST T/AS TJ DEPIAZZI & SONS	20m3 of Pine bark mulch as per contract.	1,515.36
Cheque/EFT FNumber 217573					3,754.52
12/08/2021	\$APINVCE	PTH1-021	WOODLANDS DISTRIBUTORS & AGENCIES PTY LTD	14 dark green powder costed dog bag disp	3,754.52
Cheque/EFT FNumber 217574					1,140.70
12/08/2021	\$APINVCE	458128	IMAGE SOURCE DIGITAL SOLUTIONS	Greenwall Plant Replacement Scrim	726.00
12/08/2021	\$APINVCE	458096	IMAGE SOURCE DIGITAL SOLUTIONS	Reserved bay signage	72.60
12/08/2021	\$APINVCE	458143	IMAGE SOURCE DIGITAL SOLUTIONS	A-Frame Coreflute Inserts - Moorditj Bri	342.10



City of Perth

Schedule of Accounts Paid - Municipal Fund

For the Period : 01/08/2021-31/08/2021

Payment Date	Document	Invoice Number	Payee	Payment Details	Payment Amount
Cheque/EFT FNumber 217575					99.88
12/08/2021	\$APINVCE	1759539	WINDCAVE PTY LTD T/AS PAYMENT EXPRESS AUSTRALIA PTY LTD	WINDCAVE PTY LTD T/AS PAYMENT EXPRESS AUSTR. Monthly Service Fees for Eftpos Machines	99.88
Cheque/EFT FNumber 217576					82.50
12/08/2021	\$APINVCE	00180735	CAT WELFARE SOCIETY INC T/AS CAT HAVEN	Cat Services for the 21-22 FY	82.50
Cheque/EFT FNumber 217577					393.80
12/08/2021	\$APINVCE	412575	JAPANESE TRUCK & BUS SPARES PTY LTD	Replacement Passenger Seat Belt Stalk fo	61.15
12/08/2021	\$APINVCE	413008	JAPANESE TRUCK & BUS SPARES PTY LTD	Filters for Road and Small Street Sweep	332.65
Cheque/EFT FNumber 217578					4,190.87
12/08/2021	\$APINVCE	87412	LIGHTSPEED COMMUNICATIONS AUSTRALIA PTY LTD t/as LIGHTSPEED	Sealing of entry conduits to Murray St m	1,097.01
12/08/2021	\$APINVCE	87418	LIGHTSPEED COMMUNICATIONS AUSTRALIA PTY LTD	Ruah NBN Cable connection (160 Hay Stree	749.22
12/08/2021	\$APINVCE	87421	LIGHTSPEED COMMUNICATIONS AUSTRALIA PTY LTD 3 * GPO's for CCTV poles - Hay St East E		735.56
12/08/2021	\$APINVCE	87419	LIGHTSPEED COMMUNICATIONS AUSTRALIA PTY LTD	Remove redundant multicode fibre optic	1,609.08
Cheque/EFT FNumber 217579					515.53
12/08/2021	\$APINVCE	06665115	LINFOX ARMAGUARD PTY LTD T/AS ARMAGUARD	Coin and Cheques Collection for Finance	515.53
Cheque/EFT FNumber 217580					16,693.90
12/08/2021	\$APINVCE	39-211330	ARUP	Roe St Enhancement Project - Detailed De	16,693.90
Cheque/EFT FNumber 217581					891.00
12/08/2021	\$APINVCE	INV-0124	WHEN ADAM MET EVE	quarterly progress report Q4 20/21 docum	891.00
Cheque/EFT FNumber 217582					1,714.33
12/08/2021	\$APINVCE	00081751	MASTEC AUSTRALIA PTY LTD	Stores Stock	1,714.33
Cheque/EFT FNumber 217583					979,267.06
12/08/2021	\$APINVCE	6778	CIVCON CIVIL & PROJECT MANAGEMENT PTY LTD	Main Works Contract for Roe Street Enhan	979,267.06
Cheque/EFT FNumber 217584					1,460.04
12/08/2021	\$APINVCE	2041297723	ELECTRICITY GENERATION AND RETAIL CORPORATIO	1326 Hay St, West Perth	105.96
12/08/2021	\$APINVCE	2061289087	ELECTRICITY GENERATION AND RETAIL CORPORATIO	351 Wellington St, Perth	75.44
12/08/2021	\$APINVCE	2045293776	ELECTRICITY GENERATION AND RETAIL CORPORATIO	339 Wellington St, Perth	133.49
12/08/2021	\$APINVCE	2081295928	ELECTRICITY GENERATION AND RETAIL CORPORATIO	U 2 110 William St, Perth	109.80
12/08/2021	\$APINVCE	2045293271	ELECTRICITY GENERATION AND RETAIL CORPORATIO	Lot 74 Barrack St, Perth	109.80
12/08/2021	\$APINVCE	2041298873	ELECTRICITY GENERATION AND RETAIL CORPORATIO	16 Mount St, Perth	190.22
12/08/2021	\$APINVCE	2013312408	ELECTRICITY GENERATION AND RETAIL CORPORATIO	102 Railway St, West Perth	308.28
12/08/2021	\$APINVCE	237443460	ELECTRICITY GENERATION AND RETAIL CORPORATIO	25 Francis Street Northbridge	427.05
Cheque/EFT FNumber 217585					132.00
12/08/2021	\$APINVCE	00006549	F & L REA FAMILY TRUST	Tuesday Morning Show 16 March Fred Rea	132.00
Cheque/EFT FNumber 217586					112,058.10
12/08/2021	\$APINVCE	23806	E.P. DRAFFIN MANUFACTURING PTY LTD	Urban Forest infill planting program Tre	112,058.10
Cheque/EFT FNumber 217587					107,910.00
12/08/2021	\$APINVCE	90081484	ESRI AUSTRALIA PTY LTD	Year 1 of 3 Year ESRI contract 01/06/21-	107,910.00
Cheque/EFT FNumber 217588					12,994.61
12/08/2021	\$APINVCE	62334	AUSTRALIAN HVAC SERVICES	HVAC Reactive Maintenance/ Quoted Works	12,994.61
Cheque/EFT FNumber 217589					837.30
12/08/2021	\$APINVCE	619756	The Trustee for Wendy Mead Family Trust & OTH t/as Pinnacle People	The Trustee for Wendy Mead Family Trust & OTH t/a Staff hire for Citizenship Ceremony Even	837.30
Cheque/EFT FNumber 217590					153.00
12/08/2021	\$APINVCE	BD0533031	JB HI-FI GROUP PTY LTD T/AS JB HI-FI COMMERCIAL	JB HI - FI Various Tec Items	153.00
Cheque/EFT FNumber 217591					55.13
12/08/2021	\$APINVCE	5786479	MULTI FIX WA	Multi-Fix Nylon Anchor Plugs	55.13
Cheque/EFT FNumber 217592					350.00
12/08/2021	\$APINVCE	INV09272	Guild of Undergraduates University of WA t/as UWA Student Guild	Guild of Undergraduates University of WA t/as UWA Nedlands Cafe (UWA) venue for UWA-QEII C	350.00
Cheque/EFT FNumber 217593					990.00
12/08/2021	\$APINVCE	210612A	SURVEYTECH TRAFFIC SURVEYS PTY LTD	TUD Street Traffic Survey	990.00
Cheque/EFT FNumber 217594					211.86
12/08/2021	\$APINVCE	00051757	BUNGAREE LAUNDRY SERVICES	Catering Linen supplies	211.86
Cheque/EFT FNumber 217595					105.60
12/08/2021	\$APINVCE	16104717	BROWNES FOODS OPERATIONS PTY LTD	Depot Weekly Milk Delivery 1 July 2021 -	105.60
Cheque/EFT FNumber 217596					19,995.00
12/08/2021	\$APINVCE	3260	COMPELLING ECONOMICS PTY LTD T/AS REMPLAN	REMPAN Economy Package subscription to	19,995.00
Cheque/EFT FNumber 217597					8,957.03
12/08/2021	\$APINVCE	452251	A E HOSKINS & SONS	VARIOUS SITES - UNPLANNED MAINTENANCE -	316.72
12/08/2021	\$APINVCE	452297	A E HOSKINS & SONS	VARIOUS SITES - UNPLANNED MAINTENANCE -	496.29
12/08/2021	\$APINVCE	452392	A E HOSKINS & SONS	VARIOUS SITES - UNPLANNED MAINTENANCE -	486.92
12/08/2021	\$APINVCE	452739	A E HOSKINS & SONS	VARIOUS SITES - UNPLANNED MAINTENANCE -	510.69
12/08/2021	\$APINVCE	452259	A E HOSKINS & SONS	VARIOUS SITES - UNPLANNED MAINTENANCE -	231.09
12/08/2021	\$APINVCE	452248	A E HOSKINS & SONS	VARIOUS SITES - UNPLANNED MAINTENANCE -	151.15
12/08/2021	\$APINVCE	452253	A E HOSKINS & SONS	VARIOUS SITES - UNPLANNED MAINTENANCE -	2,875.35
12/08/2021	\$APINVCE	452299	A E HOSKINS & SONS	VARIOUS SITES - UNPLANNED MAINTENANCE -	186.73
12/08/2021	\$APINVCE	452154	A E HOSKINS & SONS	VARIOUS SITES - UNPLANNED MAINTENANCE -	233.75
12/08/2021	\$APINVCE	452296	A E HOSKINS & SONS	VARIOUS SITES - UNPLANNED MAINTENANCE -	1,782.81
12/08/2021	\$APINVCE	453352	A E HOSKINS & SONS	Minor works to bring existing Citiplac	1,685.53
Cheque/EFT FNumber 217598					2,948.00
12/08/2021	\$APINVCE	432792	CSE CROSSCOM PTY LTD	CPP Operations 2 way Radio License	577.50
12/08/2021	\$APINVCE	432791	CSE CROSSCOM PTY LTD	Crosscom - 3 x Radio Rentals - iCity Kio	82.50
12/08/2021	\$APINVCE	432737	CSE CROSSCOM PTY LTD	Wireless Headset	143.00
12/08/2021	\$APINVCE	432790	CSE CROSSCOM PTY LTD	CSE Crosscom monthly network fees. Perth	55.00
12/08/2021	\$APINVCE	432805	CSE CROSSCOM PTY LTD	Citiplac rest centre Two way radio rent	27.50
12/08/2021	\$APINVCE	432804	CSE CROSSCOM PTY LTD	Standing Order Two Way Radio Airtime for	2,062.50
Cheque/EFT FNumber 217599					17,749.44
12/08/2021	\$APINVCE	R48030	COLLEAGUES NAGELS PTY LTD	Tickets uncoated for Reino Ticket Machin	6,953.10
12/08/2021	\$APINVCE	R48045	COLLEAGUES NAGELS PTY LTD	Infringement rolls	10,796.34
Cheque/EFT FNumber 217600					2,420.65
12/08/2021	\$APINVCE	2315	MARK REISINGER T/AS MFR AUTOELECTRICS	Call Out To Rectify Faults in Rubbish Tr	129.55
12/08/2021	\$APINVCE	2324	MARK REISINGER T/AS MFR AUTOELECTRICS	Call Out To Rectify Faults in Rubbish Tr	68.06



City of Perth

Schedule of Accounts Paid - Municipal Fund

For the Period : 01/08/2021-31/08/2021

Payment Date	Document	Invoice Number	Payee	Payment Details	Payment Amount
12/08/2021	\$APINVCE	2323	MARK REISINGER T/AS MFR AUTOELECTRICS	Call Out To Rectify Faults in Rubbish Tr	50.99
12/08/2021	\$APINVCE	2325	MARK REISINGER T/AS MFR AUTOELECTRICS	Call Out To Rectify Faults in Rubbish Tr	50.99
12/08/2021	\$APINVCE	2322	MARK REISINGER T/AS MFR AUTOELECTRICS	Call Out To Rectify Faults in Rubbish Tr	491.39
12/08/2021	\$APINVCE	2316	MARK REISINGER T/AS MFR AUTOELECTRICS	Call Out To Rectify Faults in Rubbish Tr	277.52
12/08/2021	\$APINVCE	2317	MARK REISINGER T/AS MFR AUTOELECTRICS	Call Out To Rectify Faults in Rubbish Tr	277.52
12/08/2021	\$APINVCE	2312	MARK REISINGER T/AS MFR AUTOELECTRICS	Call Out To Rectify Faults in Rubbish Tr	1,074.63
Cheque/EFT FNumber 217601			THE TRUSTEE FOR THE SWIFT FLOW UNIT TRUST		5,007.79
12/08/2021	\$APINVCE	12462	THE TRUSTEE FOR THE SWIFT FLOW UNIT TRUST	VARIOUS SITES - UNPLANNED PLUMBING MAINT	276.74
12/08/2021	\$APINVCE	12449	THE TRUSTEE FOR THE SWIFT FLOW UNIT TRUST	VARIOUS SITES - UNPLANNED PLUMBING MAINT	190.25
12/08/2021	\$APINVCE	12442	THE TRUSTEE FOR THE SWIFT FLOW UNIT TRUST	VARIOUS SITES - UNPLANNED PLUMBING MAINT	190.25
12/08/2021	\$APINVCE	12444	THE TRUSTEE FOR THE SWIFT FLOW UNIT TRUST	VARIOUS SITES - UNPLANNED PLUMBING MAINT	1,369.18
12/08/2021	\$APINVCE	12439	THE TRUSTEE FOR THE SWIFT FLOW UNIT TRUST	VARIOUS SITES - UNPLANNED PLUMBING MAINT	92.25
12/08/2021	\$APINVCE	12440	THE TRUSTEE FOR THE SWIFT FLOW UNIT TRUST	VARIOUS SITES - UNPLANNED PLUMBING MAINT	276.74
12/08/2021	\$APINVCE	12447	THE TRUSTEE FOR THE SWIFT FLOW UNIT TRUST	VARIOUS SITES - UNPLANNED PLUMBING MAINT	380.49
12/08/2021	\$APINVCE	12448	THE TRUSTEE FOR THE SWIFT FLOW UNIT TRUST	VARIOUS SITES - UNPLANNED PLUMBING MAINT	380.49
12/08/2021	\$APINVCE	12463	THE TRUSTEE FOR THE SWIFT FLOW UNIT TRUST	VARIOUS SITES - UNPLANNED PLUMBING MAINT	981.68
12/08/2021	\$APINVCE	12461	THE TRUSTEE FOR THE SWIFT FLOW UNIT TRUST	VARIOUS SITES - UNPLANNED PLUMBING MAINT	190.25
12/08/2021	\$APINVCE	12459	THE TRUSTEE FOR THE SWIFT FLOW UNIT TRUST	VARIOUS SITES - UNPLANNED PLUMBING MAINT	679.47
Cheque/EFT FNumber 217602			ROWSON'S PLUMBING SERVICES PTY LTD		4,390.96
12/08/2021	\$APINVCE	820904	ROWSON'S PLUMBING SERVICES PTY LTD	VARIOUS SITES - UNPLANNED PLUMBING MAINT	331.85
12/08/2021	\$APINVCE	820839	ROWSON'S PLUMBING SERVICES PTY LTD	VARIOUS SITES - UNPLANNED PLUMBING MAINT	192.69
12/08/2021	\$APINVCE	820838	ROWSON'S PLUMBING SERVICES PTY LTD	VARIOUS SITES - UNPLANNED PLUMBING MAINT	477.97
12/08/2021	\$APINVCE	820836	ROWSON'S PLUMBING SERVICES PTY LTD	VARIOUS SITES - UNPLANNED PLUMBING MAINT	243.68
12/08/2021	\$APINVCE	820837	ROWSON'S PLUMBING SERVICES PTY LTD	VARIOUS SITES - UNPLANNED PLUMBING MAINT	309.08
12/08/2021	\$APINVCE	820882	ROWSON'S PLUMBING SERVICES PTY LTD	VARIOUS SITES - UNPLANNED PLUMBING MAINT	2,079.42
12/08/2021	\$APINVCE	820883	ROWSON'S PLUMBING SERVICES PTY LTD	VARIOUS SITES - UNPLANNED PLUMBING MAINT	756.27
Cheque/EFT FNumber 217603			AUSTRALIA KOREA BUSINESS COUNCIL OF WA		750.00
12/08/2021	\$APINVCE	188	AUSTRALIA KOREA BUSINESS COUNCIL OF WA	Membership renewal for 2022	750.00
Cheque/EFT FNumber 217604			REBECCA LOUISE KRAWCZUK		210.00
12/08/2021	\$APINVCE	279	REBECCA LOUISE KRAWCZUK	Feel Your Best Fitness - trainer Rebecca	210.00
Cheque/EFT FNumber 217605			DIAL BEFORE YOU DIG WA LTD		3,233.23
12/08/2021	\$APINVCE	00162441	DIAL BEFORE YOU DIG WA LTD	Purchasing 2nd year of a three year (COP	3,233.23
Cheque/EFT FNumber 217606			NETSTAR AUSTRALIA PL T/AS PINPOINT COMMUNICATIONS PTY LTD		396.00
12/08/2021	\$APINVCE	121440	NETSTAR AUSTRALIA PL T/AS PINPOINT COMMUNIC/	Install & remove in vehicle monitoring s	396.00
Cheque/EFT FNumber 217607			INTERACTCARD PTY LTD		601.70
12/08/2021	\$APINVCE	00054571	INTERACTCARD PTY LTD	2 X R5F002SAA - 300 ID MYLAR STICKY BACK	601.70
Cheque/EFT FNumber 217608			ECLIPSE SOILS PTY LTD		1,419.00
12/08/2021	\$APINVCE	PERT01044408	ECLIPSE SOILS PTY LTD	20m3 of Boutique mulch	1,419.00
Cheque/EFT FNumber 217609			BAILEY'S THE FERTILISER FAMILY		860.20
12/08/2021	\$APINVCE	23536	BAILEY'S THE FERTILISER FAMILY	Supply 1 Tonne Energy Chicken Manure	860.20
Cheque/EFT FNumber 217610			WINC AUSTRALIA PTY PTD		279.28
12/08/2021	\$APINVCE	9036653794	WINC AUSTRALIA PTY PTD	Winc CPP Operations	251.86
12/08/2021	\$APINVCE	9036634310	WINC AUSTRALIA PTY PTD	Umbrella bags and Level 4 stationery and	27.42
Cheque/EFT FNumber 217611			ACE SECURITY AND EVENTS SERVICES		842.80
12/08/2021	\$APINVCE	00007548	ACE SECURITY AND EVENTS SERVICES	3x Security guards for 21 July 2021, Cit	646.80
12/08/2021	\$APINVCE	00007547	ACE SECURITY AND EVENTS SERVICES	Security for Town Hall Events - ordered	196.00
Cheque/EFT FNumber 217612			ESSENTIAL FIRE SERVICES PTY LTD		1,192.40
12/08/2021	\$APINVCE	80338SM	ESSENTIAL FIRE SERVICES PTY LTD	FIGURES ARE AN ESTIMATE ONLY, BASED ON A	302.50
12/08/2021	\$APINVCE	67668SM.	ESSENTIAL FIRE SERVICES PTY LTD	FIGURES ARE AN ESTIMATE ONLY, BASED ON A	889.90
12/08/2021	\$APINVCE	79443SM	ESSENTIAL FIRE SERVICES PTY LTD	FIGURES ARE AN ESTIMATE ONLY, BASED ON A	148.50
12/08/2021	\$APINVCE	79339SM	ESSENTIAL FIRE SERVICES PTY LTD	FIGURES ARE AN ESTIMATE ONLY, BASED ON A	- 148.50
Cheque/EFT FNumber 217613			TALENT INTERNATIONAL PTY LTD(WA)		31,341.15
12/08/2021	\$APINVCE	835994	TALENT INTERNATIONAL PTY LTD(WA)	Gerard Ng (Risk Consultant)	2,817.21
12/08/2021	\$APINVCE	836197	TALENT INTERNATIONAL PTY LTD(WA)	Casual information Management Analyst	2,593.63
12/08/2021	\$APINVCE	839242	TALENT INTERNATIONAL PTY LTD(WA)	Extension - Relief Application Officer	1,891.32
12/08/2021	\$APINVCE	839124	TALENT INTERNATIONAL PTY LTD(WA)	Gerard Ng (Risk Consultant)	2,817.21
12/08/2021	\$APINVCE	839126	TALENT INTERNATIONAL PTY LTD(WA)	Extension - Relief Application Officer	1,525.66
12/08/2021	\$APINVCE	835995	TALENT INTERNATIONAL PTY LTD(WA)	Temp employment AGeorgianis, PA to Gener	2,083.54
12/08/2021	\$APINVCE	835993	TALENT INTERNATIONAL PTY LTD(WA)	Temp personnel Martin Hoang for Josh Joh	2,073.06
12/08/2021	\$APINVCE	836196	TALENT INTERNATIONAL PTY LTD(WA)	Senior Traffic Engineer – Aaron Fulleros	5,343.77
12/08/2021	\$APINVCE	830940	TALENT INTERNATIONAL PTY LTD(WA)	Senior Traffic Engineer – Aaron Fulleros	2,968.76
12/08/2021	\$APINVCE	829147	TALENT INTERNATIONAL PTY LTD(WA)	Senior Traffic Engineer – Aaron Fulleros	3,431.89
12/08/2021	\$APINVCE	826125	TALENT INTERNATIONAL PTY LTD(WA)	Senior Traffic Engineer – Aaron Fulleros	5,320.76
12/08/2021	\$APCREDT	841182	TALENT INTERNATIONAL PTY LTD(WA)	TALENT INTERNAT	- 1,525.66
Cheque/EFT FNumber 217614			TRAVIS HAYTO PHOTOGRAPHY		405.00
12/08/2021	\$APINVCE	00002344	TRAVIS HAYTO PHOTOGRAPHY	Christmas Lights Trail Edits	405.00
Cheque/EFT FNumber 217615			MARGARET CULBONG		300.00
12/08/2021	\$APINVCE	11082021	MARGARET CULBONG	COMPENSATION-CANCELLED YACKER DANJOO NGA	300.00
Cheque/EFT FNumber 217616			Albert McNamara		300.00
12/08/2021	\$APINVCE	11082021	Albert McNamara	COMPENSATION-CANCELLED YACKER DANJOO NGA	300.00
Cheque/EFT FNumber 217617			Irene McNamara		300.00
12/08/2021	\$APINVCE	11082021	Irene McNamara	COMPENSATION-CANCELLED YACKER DANJOO NGA	300.00
Cheque/EFT FNumber 217618			V.C.M. VENDING COFFEE MACHINES		516.00
12/08/2021	\$APINVCE	56403	V.C.M. VENDING COFFEE MACHINES	Councilor's lounge level 9 coffee machin	516.00
Cheque/EFT FNumber 217619			SUEZ RECYCLING & RECOVERY PTY LTD		8,562.80
12/08/2021	\$APINVCE	44087013	SUEZ RECYCLING & RECOVERY PTY LTD	Provision of Waste Disposal Commingle T	8,562.80
Cheque/EFT FNumber 217620			PRECISIONTECH (WA)PTY LTD		3,185.05
12/08/2021	\$APINVCE	NV248611	PRECISIONTECH (WA)PTY LTD	Repairs to Hot Water H/P Cleaner + Repla	2,453.55
12/08/2021	\$APINVCE	NV248612	PRECISIONTECH (WA)PTY LTD	Plastic Balls to Balance Water Tank of W	731.50
Cheque/EFT FNumber 217621			CLEANAWAY EQUIPMENT SERVICES PTY LTD		544.60



City of Perth

Schedule of Accounts Paid - Municipal Fund

For the Period : 01/08/2021-31/08/2021

Payment Date	Document	Invoice Number	Payee	Payment Details	Payment Amount
12/08/2021	\$APINVCE	2221647	CLEANAWAY EQUIPMENT SERVICES PTY LTD	Collection of Oily Rags + Used Disposal	544.60
Cheque/EFT FNumber 217622					95.50
12/08/2021	\$APINVCE	31362	LENARA NOMINEES PTY LTD T/AS PERTH NEWS DELIV	Newspapers - Level 4, Council House	95.50
Cheque/EFT FNumber 217623					18,529.61
12/08/2021	\$APINVCE	967012560	CHEVRON AUSTRALIA DOWNSTREAM FUELS PTY LTD	Supply of Diesel	18,529.61
Cheque/EFT FNumber 217624					2,288.00
12/08/2021	\$APINVCE	1188	SIMPLYCITY PTY LTD	SimplyCity. Repair and support for 8 lib	2,288.00
Cheque/EFT FNumber 217625					264.88
12/08/2021	\$APINVCE	303	TSTEE GREEN F/TRUST & TSTEE HOOD F/TRUST T/A OFFICE MILK SUP	T/A C Red Room and Level 4 Milk 2021-22	264.88
Cheque/EFT FNumber 217626					86,700.86
12/08/2021	\$APINVCE	IVAUL00090000438	MICRO FOCUS AUSTRALIA PTY LTD	Annual Renewal for Content Manager 01/07	86,700.86
Cheque/EFT FNumber 217627					182.70
12/08/2021	\$APINVCE	489728055	DULUXGROUP(AUSTRALIA)PTY LTD T/AS DULUX AUS	Paint and Hardware Supplies for Use in G	99.13
12/08/2021	\$APINVCE	489758202	DULUXGROUP(AUSTRALIA)PTY LTD T/AS DULUX AUS	Paint and Hardware Supplies for Use in G	83.57
Cheque/EFT FNumber 217628					442.54
12/08/2021	\$APINVCE	ML-T00042305	J.H. FLUID TRANSFER SOLUTIONS PTY LTD T/AS PIRTE	Call Out to Depot to Replace Blown Hydra	316.48
12/08/2021	\$APINVCE	ML-T00042392	J.H. FLUID TRANSFER SOLUTIONS PTY LTD T/AS PIRTE	Lay Flat Hose to Fill Large Compactor on	126.06
Cheque/EFT FNumber 217629					276,334.24
12/08/2021	\$APINVCE	INV-0866	DEC THE MALLS PTY LTD	Christmas Lights Trail installations Gra	276,334.24
Cheque/EFT FNumber 217630					135.00
12/08/2021	\$APINVCE	23589	THE TRUSTEE FOR VENUS PROPERTY TRUST T/AS PARTY PLUS OSBORNE PARK	PAFBalloons for Christmas in July 2021.	135.00
Cheque/EFT FNumber 217631					133.38
12/08/2021	\$APINVCE	40461581	THE GRIFFITH FAMILY TRUST T/AS SUPERSTOCK SERVICES SUPERSTOCK FOOD SERVICES	Superstock Food Services supply fruit ju	52.20
12/08/2021	\$APINVCE	40461580	THE GRIFFITH FAMILY TRUST T/AS SUPERSTOCK SERVICES SUPERSTOCK FOOD SERVICES	Superstock Food Services supply fruit ju	81.18
Cheque/EFT FNumber 217632					887.04
12/08/2021	\$APINVCE	378596	AIR-MET SCIENTIFIC PTY LTD	Air-Met Scientific Gas Tester	887.04
Cheque/EFT FNumber 217633					16,940.00
12/08/2021	\$APINVCE	BESI03370	Beilby Downing Teal Pty Ltd	CDA Structural Alignment Review 2021	16,940.00
Cheque/EFT FNumber 217634					3,245.00
12/08/2021	\$APINVCE	IV0000000197	Rooforce Facility Services Pty Ltd	Roo Force Facility Services	3,245.00
Cheque/EFT FNumber 217635					130,035.87
12/08/2021	\$APINVCE	56233	Initiative Media Australia Pty Ltd	April School Holidays - The West Austral	521.40
12/08/2021	\$APINVCE	62438	Initiative Media Australia Pty Ltd	Digital Advertising - Media Booking and	26,249.15
12/08/2021	\$APINVCE	58521	Initiative Media Australia Pty Ltd	April School Holidays - The West Austral	19,471.19
12/08/2021	\$APINVCE	56235	Initiative Media Australia Pty Ltd	PPP -Advertising - Digital Adserving	67.97
12/08/2021	\$APINVCE	61865	Initiative Media Australia Pty Ltd	Digital Advertising - Media Booking and	2,390.11
12/08/2021	\$APINVCE	59825	Initiative Media Australia Pty Ltd	April School Holidays - The West Austral	15,331.69
12/08/2021	\$APINVCE	62439	Initiative Media Australia Pty Ltd	Digital Advertising - Media Booking and	9,277.98
12/08/2021	\$APINVCE	58519	Initiative Media Australia Pty Ltd	April School Holidays - The West Austral	27,001.17
12/08/2021	\$APINVCE	58520	Initiative Media Australia Pty Ltd	April School Holidays - The West Austral	11,636.21
12/08/2021	\$APINVCE	59824	Initiative Media Australia Pty Ltd	April School Holidays - The West Austral	18,115.54
12/08/2021	\$APCREDIT	57400	Initiative Media Australia Pty Ltd	Invoice 56235	26.54
Cheque/EFT FNumber 217636					1,008.03
12/08/2021	\$APINVCE	310684	THE TRUSTEE FOR THE QUITO PTY LTD T/AS BENARA NURSERIES	City wide plant order as per WALGA e-quo	1,008.03
Cheque/EFT FNumber 217637					33,960.00
12/08/2021	\$APINVCE	RI11226911	Servco Australia Melville Pty Ltd (Melville Toyota)	Procure 11 operational vehicle's that ar	33,960.00
Cheque/EFT FNumber 217638					133,669.25
12/08/2021	\$APINVCE	INV-0740	CSO Group Pty Ltd	Accenture SOC renewal 01/07/21 - 30/06/2	133,669.25
Cheque/EFT FNumber 217639					12,066.56
12/08/2021	\$APINVCE	9107	Equilibrium Interactive Pty Ltd	Search Engine Optimisation, Data and Ana	5,456.00
12/08/2021	\$APINVCE	9108	Equilibrium Interactive Pty Ltd	Search Engine Optimisation, Data and Ana	844.80
12/08/2021	\$APINVCE	9090	Equilibrium Interactive Pty Ltd	Data and Analytics contract - EQU	5,765.76
Cheque/EFT FNumber 217640					22,602.47
12/08/2021	\$APINVCE	1279469	THE MARTINEZ, THE EAST, THE WARAT, THE MARIN HWL PRACTICE TRUST & OTHERS T/AS H	Ebsworth lawyers engaged to provide	7,726.95
12/08/2021	\$APINVCE	1290571	THE MARTINEZ, THE EAST, THE WARAT, THE MARIN HWL PRACTICE TRUST & OTHERS T/AS H	Ebsworth lawyers engaged to provide	14,875.52
Cheque/EFT FNumber 217641					1,496.22
12/08/2021	\$APINVCE	XX845159	Tyres 4U Pty Limited	New Tyres for Rubbish Trucks and Small S	262.02
12/08/2021	\$APINVCE	XX845168	Tyres 4U Pty Limited	New Tyres for Rubbish Trucks and Small S	1,234.20
Cheque/EFT FNumber 217642					655.60
12/08/2021	\$APINVCE	00327810	LEE BROTHERS INTERNATIONAL TRADE PTY LTD t/as LBIT	Stores Stock	655.60
Cheque/EFT FNumber 217643					8,962.24
12/08/2021	\$APINVCE	HPL25765	Hoban Recruitment Pty Ltd	Hoban CPO Contractors 2021/2022	4,138.86
12/08/2021	\$APINVCE	HPL25767	Hoban Recruitment Pty Ltd	Labour Hire for Depot Work Shop Mechanic	859.08
12/08/2021	\$APINVCE	HPL25133	Hoban Recruitment Pty Ltd	Ken Buck from 4/07/2021 to 26/09/2021	1,982.15
12/08/2021	\$APINVCE	HPL25764	Hoban Recruitment Pty Ltd	Ken Buck from 4/07/2021 to 26/09/2021	1,982.15
Cheque/EFT FNumber 217644					150.00
12/08/2021	\$APINVCE	150721	JOHN NORRISS	Entertainment for Christmas in July lunc	150.00
Cheque/EFT FNumber 217645					1,650.00
12/08/2021	\$APINVCE	SNV23623	The Family Planning Association Of Western Australia(Inc) t/as Sexual Health Qua	Ally Training Workshop: 24 June 2021	1,650.00
Cheque/EFT FNumber 217646					770.00
12/08/2021	\$APINVCE	390230	Ready Industries Pty Ltd t/as 1300Tempfence	Wellington Square Launch - toilets deliv	770.00
Cheque/EFT FNumber 217647					1,603.13
12/08/2021	\$APINVCE	263576	Diamond Locksmiths Pty Ltd t/as Diamond Lock & Security	Replace Cylinders on Irrigation Cabinets	1,603.13
Cheque/EFT FNumber 217648					14,904.00
12/08/2021	\$APINVCE	3/2021	G.G Hunt & J.R Hunt T/as Garry Hunt Consulting Group	Lord Mayor's Distress Relief Fund Consul	10,500.00
12/08/2021	\$APINVCE	2021	G.G Hunt & J.R Hunt T/as Garry Hunt Consulting Group	Lord Mayor's Distress Relief Fund Consul	4,404.00
Cheque/EFT FNumber 217649					836.00
12/08/2021	\$APINVCE	INV-WA0278	FSA (WA) Pty Ltd	Quote: Q-1895 - Repairs to fire hydrant	836.00
Cheque/EFT FNumber 217650					12,144.00
12/08/2021	\$APINVCE	INV-4022	We Make Apps Pty Ltd (Nominee)	We Make Apps Development	12,144.00



City of Perth

Schedule of Accounts Paid - Municipal Fund

For the Period : 01/08/2021-31/08/2021

Payment Date	Document	Invoice Number	Payee	Payment Details	Payment Amount
Cheque/EFT FNumber 217651					1,314.00
12/08/2021	\$APINVCE	165845	The Trustee for HGSC Sims Trust t/as Clark Rubber Cannington	The Trustee for HGSC Sims Trust t/as Clark Rubber Cæ 6 x Milan Sofa Bed Chairs and 4 x Conver	1,314.00
Cheque/EFT FNumber 217652					1,663.20
12/08/2021	\$APINVCE	001217	Moharich and More Pty Ltd	Provision of legal advice in relation to	1,663.20
Cheque/EFT FNumber 217653					370.00
12/08/2021	\$APINVCE	000105	Tyrown James Waigana t/as Crawlin Crocodile	Presentation Fee for Artist talk and cop	370.00
Cheque/EFT FNumber 217654					625.05
12/08/2021	\$APINVCE	301016	FreshExchange Pty Ltd	Fresh fruit and vegetables for Community	47.20
12/08/2021	\$APINVCE	301175	FreshExchange Pty Ltd	Fresh fruit and vegetables for Community	205.23
12/08/2021	\$APINVCE	301147	FreshExchange Pty Ltd	Fresh fruit and vegetables for Community	101.78
12/08/2021	\$APINVCE	301017	FreshExchange Pty Ltd	Fresh fruit and vegetables for Community	208.40
12/08/2021	\$APINVCE	301106	FreshExchange Pty Ltd	Fresh fruit and vegetables for Community	62.44
Cheque/EFT FNumber 217655					1,507.00
12/08/2021	\$APINVCE	BWAI48332	Bladon Wa P/L	Reusable food wraps x 250	1,507.00
Cheque/EFT FNumber 217656					1,351.87
12/08/2021	\$APINVCE	00151384	BLUE COLLAR PEOPLE	Labour Hire Nightshift WE 25/7/21	1,351.87
Cheque/EFT FNumber 217657					1,077.48
12/08/2021	\$APINVCE	2404/01383140	BUNNINGS BUILDING SUPPLIES P/L	WAC Yearly Bunnings Blanket Order Hardw	177.90
12/08/2021	\$APINVCE	2443/01441141	BUNNINGS BUILDING SUPPLIES P/L	Ranger stores and materials	238.34
12/08/2021	\$APINVCE	2404/00101607	BUNNINGS BUILDING SUPPLIES P/L	6 x Tactix Storage Box & 9 x 25mm 3m Rat	155.05
12/08/2021	\$APINVCE	2404/01386343	BUNNINGS BUILDING SUPPLIES P/L	Taskmaster various items	96.56
12/08/2021	\$APINVCE	2404/01231696	BUNNINGS BUILDING SUPPLIES P/L	Stainless steel D shackles and Chains	274.32
12/08/2021	\$APINVCE	2404/01232240	BUNNINGS BUILDING SUPPLIES P/L	Tie down straps, decorative stone, alumi	135.31
Cheque/EFT FNumber 217658					1,980.00
12/08/2021	\$APINVCE	426992	CHAMBER OF COMMERCE & INDUSTRY OF WA INC	P1038587-3 SHR Training for Dylan Larche	1,980.00
Cheque/EFT FNumber 217659					1,684.00
12/08/2021	\$APINVCE	10082021	CITY OF PERTH (PETTY CASH)	PETTY CASH REIMBURSE AS AT 10 AUG 2021	1,684.00
Cheque/EFT FNumber 217660					13,428.69
12/08/2021	\$APINVCE	INV-34512	CLASSIC TREE SERVICES	Street Tree Pruning, Removal and Arboric	716.00
12/08/2021	\$APINVCE	INV-34444	CLASSIC TREE SERVICES	Street Tree Pruning, Removal and Arboric	3,767.96
12/08/2021	\$APINVCE	INV-34443	CLASSIC TREE SERVICES	Street Tree Pruning, Removal and Arboric	6,380.00
12/08/2021	\$APINVCE	INV-34514	CLASSIC TREE SERVICES	Street Tree Pruning, Removal and Arboric	471.79
12/08/2021	\$APINVCE	INV-34515	CLASSIC TREE SERVICES	Street Tree Pruning, Removal and Arboric	1,820.96
12/08/2021	\$APINVCE	INV-34446	CLASSIC TREE SERVICES	Street Tree Pruning, Removal and Arboric	271.98
Cheque/EFT FNumber 217661					57,420.00
12/08/2021	\$APINVCE	398	COUNCIL OF CAPITAL CITY LORD MAYORS	Council of Capital City Lord Mayors Memb	57,420.00
Cheque/EFT FNumber 217662					1,421.50
12/08/2021	\$APINVCE	BL578710	DARDANUP BUTCHERING UNIT TRUST T/AS DARDANUP BUTCHERING CO DARDANUP BUTCHERING C	Dardanup. Supply and deliver meat and me	334.05
12/08/2021	\$APINVCE	BL578374	DARDANUP BUTCHERING UNIT TRUST T/AS DARDANUP BUTCHERING CO DARDANUP BUTCHERING C	Dardanup. Supply and deliver meat and me	813.20
12/08/2021	\$APINVCE	BL579094	DARDANUP BUTCHERING UNIT TRUST T/AS DARDANUP BUTCHERING CO DARDANUP BUTCHERING C	Dardanup. Supply and deliver meat and me	274.25
Cheque/EFT FNumber 217663					4,288.40
12/08/2021	\$APINVCE	366753-10000427	LANDGATE	Revaluation of Investment Properties 20/	4,235.00
12/08/2021	\$APINVCE	1109724 - 10020416	LANDGATE	Interims, Title, EAS2	53.40
Cheque/EFT FNumber 217664					560,888.00
12/08/2021	\$HRPAYJNL	F 30/07/2021	DEPUTY COMMISSIONER OF TAXATION	Withholding Tax (PAYG)	413,286.00
12/08/2021	\$HRPAYJNL	F 30/07/2021	DEPUTY COMMISSIONER OF TAXATION	Extra Tax	1,730.00
12/08/2021	\$HRPAYJNL	F 30/07/2021	DEPUTY COMMISSIONER OF TAXATION	HELP	14,088.00
12/08/2021	\$HRPAYJNL	F 30/07/2021	DEPUTY COMMISSIONER OF TAXATION	SFSS	482.00
12/08/2021	\$HRPAYJNL	EF 30/07/2021	DEPUTY COMMISSIONER OF TAXATION	Withholding Tax (PAYG)	107,142.00
12/08/2021	\$HRPAYJNL	EF 30/07/2021	DEPUTY COMMISSIONER OF TAXATION	Extra Tax	550.00
12/08/2021	\$HRPAYJNL	EF 30/07/2021	DEPUTY COMMISSIONER OF TAXATION	HELP	724.00
12/08/2021	\$HRPAYJNL	F 30/07/2021	DEPUTY COMMISSIONER OF TAXATION	Withholding Tax (PAYG)	16,924.00
12/08/2021	\$HRPAYJNL	F 30/07/2021	DEPUTY COMMISSIONER OF TAXATION	ETP Tax (Code O)	208.00
12/08/2021	\$HRPAYJNL	EF 30/07/2021	DEPUTY COMMISSIONER OF TAXATION	Withholding Tax (PAYG)	444.00
12/08/2021	\$HRPAYJNL	F 21/07/2021	DEPUTY COMMISSIONER OF TAXATION	Withholding Tax (PAYG)	4,836.00
12/08/2021	\$HRPAYJNL	F 21/07/2021	DEPUTY COMMISSIONER OF TAXATION	Extra Tax	17.00
12/08/2021	\$HRPAYJNL	F 21/07/2021	DEPUTY COMMISSIONER OF TAXATION	ETP Tax (Code O)	97.00
12/08/2021	\$HRPAYJNL	F 30/07/2021	DEPUTY COMMISSIONER OF TAXATION	Withholding Tax (PAYG)	360.00
Cheque/EFT FNumber 217665					151.73
12/08/2021	\$APINVCE	955171	THE TRUSTEE FOR ILLION AUSTRALIA UNIT TRUST T/AS MILTON GRAH MILTON GRAHAM	THE TRUSTEE FOR ILLION AUSTRALIA UNIT TRUST T//Debt Collection Service to retrieve over	151.73
Cheque/EFT FNumber 217666					414.01
12/08/2021	\$APINVCE	11013781	FARINOSI & SONS PTY LTD	Supply of materials: 1 x sds bit 20 x200	36.40
12/08/2021	\$APINVCE	11013917	FARINOSI & SONS PTY LTD	VARIOUS SITES - SUPPLY OF MINOR HARDWARE	12.00
12/08/2021	\$APINVCE	11014443	FARINOSI & SONS PTY LTD	VARIOUS SITES - SUPPLY OF MINOR HARDWARE	25.91
12/08/2021	\$APINVCE	11013916	FARINOSI & SONS PTY LTD	VARIOUS SITES - SUPPLY OF MINOR HARDWARE	21.70
12/08/2021	\$APINVCE	11013915	FARINOSI & SONS PTY LTD	VARIOUS SITES - SUPPLY OF MINOR HARDWARE	24.67
12/08/2021	\$APINVCE	11013906	FARINOSI & SONS PTY LTD	VARIOUS SITES - SUPPLY OF MINOR HARDWARE	100.80
12/08/2021	\$APINVCE	11014199	FARINOSI & SONS PTY LTD	TROWEL POOLM/TOWN SP12GD 305 X 89MM TROW	118.20
12/08/2021	\$APINVCE	11013780	FARINOSI & SONS PTY LTD	Various Tek Bits	74.33
Cheque/EFT FNumber 217667					346.04
12/08/2021	\$APINVCE	135401	STRATAGREEN	Selective herbicide	346.04
Cheque/EFT FNumber 217668					33,387.16
12/08/2021	\$APINVCE	50214990	HAYS PERSONNEL SERVICES (AUST) PTY LTD	SCR Contractor Tyrrell Levitt	10,239.08
12/08/2021	\$APINVCE	50214999	HAYS PERSONNEL SERVICES (AUST) PTY LTD	Hays recruitment, Parks Operator Michael	8,250.70
12/08/2021	\$APINVCE	50214993	HAYS PERSONNEL SERVICES (AUST) PTY LTD	Period of 4/07/2021 to the 26/07/2021	8,553.59
12/08/2021	\$APINVCE	50130921A	HAYS PERSONNEL SERVICES (AUST) PTY LTD	Economic Modeling Data Management - Hays	6,343.79
Cheque/EFT FNumber 217669					944.68
12/08/2021	\$APINVCE	220999	JASON SIGNMAKERS	Replacement damaged mural panel in State	944.68
Cheque/EFT FNumber 217670					2,240.00
12/08/2021	\$APINVCE	00001785	JOHN TIERNEY	Ranger Car Cleaning 21-22	400.00



City of Perth

Schedule of Accounts Paid - Municipal Fund

For the Period : 01/08/2021-31/08/2021

Payment Date	Document	Invoice Number	Payee	Payment Details	Payment Amount
12/08/2021	\$APINVCE	00001784	JOHN TIERNEY	Parking Vehicle Cleaning	1,300.00
12/08/2021	\$APINVCE	00001782	JOHN TIERNEY	Technical Services - Car Cleaning 2021/2	540.00
Cheque/EFT FNumber 217671			MARKETFORCE LTD		889.75
12/08/2021	\$APINVCE	39805	MARKETFORCE LTD	Advertising of Amendment No. 43 in Perth	889.75
Cheque/EFT FNumber 217672			MINDARIE REGIONAL COUNCIL		197,034.63
12/08/2021	\$APINVCE	SINV-043860	MINDARIE REGIONAL COUNCIL	Provision of Landfill Tipping - 2021/22	59,125.62
12/08/2021	\$APINVCE	SINV-043891	MINDARIE REGIONAL COUNCIL	Provision of Landfill Tipping - 2021/22	60,768.08
12/08/2021	\$APINVCE	SINV-043961	MINDARIE REGIONAL COUNCIL	Provision of Landfill Tipping - 2021/22	49.20
12/08/2021	\$APINVCE	SINV-043955	MINDARIE REGIONAL COUNCIL	Provision of Landfill Tipping - 2021/22	77,091.73
Cheque/EFT FNumber 217673			PERROTT PAINTING		11,493.98
12/08/2021	\$APINVCE	SINV17313	PERROTT PAINTING	Quote 27973 Supreme court garden light p	7,133.58
12/08/2021	\$APINVCE	SINV17148	PERROTT PAINTING	Painting of James St Both sides from Fi	4,360.40
Cheque/EFT FNumber 217674			RSEA PTY LTD		472.10
12/08/2021	\$APINVCE	11862445	RSEA PTY LTD	Safety work boots for B Butcher	160.60
12/08/2021	\$APINVCE	11873209	RSEA PTY LTD	Istvan Szombathy Gumboots	51.70
12/08/2021	\$APINVCE	11873411	RSEA PTY LTD	Provide wet weather pants	259.80
Cheque/EFT FNumber 217675			St John Ambulance Australia		379.99
12/08/2021	\$APINVCE	FAINV00854316	St John Ambulance Australia	Provide First Aid: JONES, Gareth; McGOWA	120.00
12/08/2021	\$APINVCE	FAINV00857479	St John Ambulance Australia	1st Aid Jacqui Alhawadi City of Perth	120.00
12/08/2021	\$APINVCE	MSOAFQ00002375	St John Ambulance Australia	For replacement of Defibrillator pads to	139.99
Cheque/EFT FNumber 217676			FUJI XEROX BUSINESSFORCE PTY LTD		4,980.48
12/08/2021	\$APINVCE	662093120	FUJI XEROX BUSINESSFORCE PTY LTD	Reminder and Final Demand notice product	1,441.72
12/08/2021	\$APINVCE	662093122	FUJI XEROX BUSINESSFORCE PTY LTD	Reminder and Final Demand notice product	1,373.24
12/08/2021	\$APINVCE	661093120	FUJI XEROX BUSINESSFORCE PTY LTD	Reminder and Final Demand notice product	314.41
12/08/2021	\$APINVCE	661093122	FUJI XEROX BUSINESSFORCE PTY LTD	Reminder and Final Demand notice product	305.97
12/08/2021	\$APINVCE	661093121	FUJI XEROX BUSINESSFORCE PTY LTD	Reminder and Final Demand notice product	290.63
12/08/2021	\$APINVCE	662093121	FUJI XEROX BUSINESSFORCE PTY LTD	Reminder and Final Demand notice product	1,254.51
Cheque/EFT FNumber 217677			SCARBORO TOYOTA		169.38
12/08/2021	\$APINVCE	PI23190843	SCARBORO TOYOTA	Front weather shields for replacement ve	169.38
Cheque/EFT FNumber 217678			STANDARDS AUSTRALIA		1,337.82
12/08/2021	\$APINVCE	NV804448	STANDARDS AUSTRALIA	Standards Australia contract conditions	1,031.38
12/08/2021	\$APINVCE	NV804469	STANDARDS AUSTRALIA	Standards Australia contract conditions	306.44
Cheque/EFT FNumber 217679			CSP GROUP PTY LTD T/AS STIHL SHOP OSBORNE PARK		321.00
12/08/2021	\$APINVCE	68881	CSP GROUP PTY LTD T/AS STIHL SHOP OSBORNE PAR	General Service Plus Blade Repair on SPM	321.00
Cheque/EFT FNumber 217680			STRUT SPECIALISTS		132.00
12/08/2021	\$APINVCE	00087402	STRUT SPECIALISTS	POD door struts for irrigation utilities	132.00
Cheque/EFT FNumber 217681			TELSTRA		49,171.65
12/08/2021	\$APINVCE	1057776700	TELSTRA	DATA CHARGES	3,617.90
12/08/2021	\$APINVCE	1057776700	TELSTRA	DATA CHARGES	3,617.90
12/08/2021	\$APINVCE	4681944502	TELSTRA	DATA CHARGES	2,913.70
12/08/2021	\$APINVCE	4681944502	TELSTRA	DATA CHARGES	2,908.81
12/08/2021	\$APINVCE	2537275000	TELSTRA	DATA CHARGES	2,252.68
12/08/2021	\$APINVCE	2537275000	TELSTRA	DATA CHARGES	2,276.07
12/08/2021	\$APINVCE	4681945129	TELSTRA	DATA CHARGES	1,078.22
12/08/2021	\$APINVCE	4681945053	TELSTRA	DATA CHARGES	13,299.67
12/08/2021	\$APINVCE	4681945111	TELSTRA	DATA CHARGES	3,887.72
12/08/2021	\$APINVCE	4681945129	TELSTRA	DATA CHARGES	1,086.07
12/08/2021	\$APINVCE	4681945111	TELSTRA	DATA CHARGES	3,604.12
12/08/2021	\$APINVCE	2769413700	TELSTRA	DATA CHARGES	8,628.79
Cheque/EFT FNumber 217682			TENNANT AUSTRALIA		1,180.98
12/08/2021	\$APINVCE	917980426	TENNANT AUSTRALIA	Skid Shoes for Small Street Sweeper	1,180.98
Cheque/EFT FNumber 217683			Irrigation Australia Limited		544.50
12/08/2021	\$APINVCE	12969	Irrigation Australia Limited	WA Waterwise Irrigation Expo (Irrigation	544.50
Cheque/EFT FNumber 217684			Toolmart Australia Pty Ltd		1,152.95
12/08/2021	\$APINVCE	20210728-9-1-46962	Toolmart Australia Pty Ltd	1 X POWERCUT 36V (2X18V) BRUSHLESS 230mm	1,152.95
Cheque/EFT FNumber 217685			T QUIP		192.05
12/08/2021	\$APINVCE	102941#7	T QUIP	Replacement Gas Strut + Ball Joints for	192.05
Cheque/EFT FNumber 217686			TURF CARE WA PTY LTD		2,948.00
12/08/2021	\$APINVCE	INV-3445	TURF CARE WA PTY LTD	Hardstand Median Island Spraying City Wi	2,948.00
Cheque/EFT FNumber 217687			ULTIMO CATERING & EVENTS PTY LTD		4,757.61
12/08/2021	\$APINVCE	00412479	ULTIMO CATERING & EVENTS PTY LTD	Ultimo catering - COP catering supplies	494.01
12/08/2021	\$APINVCE	00412554	ULTIMO CATERING & EVENTS PTY LTD	Ultimo catering - COP catering supplies	643.50
12/08/2021	\$APINVCE	00412555	ULTIMO CATERING & EVENTS PTY LTD	Ultimo catering - COP catering supplies	416.90
12/08/2021	\$APINVCE	00412556	ULTIMO CATERING & EVENTS PTY LTD	Ultimo catering - COP catering supplies	1,140.37
12/08/2021	\$APINVCE	00412553	ULTIMO CATERING & EVENTS PTY LTD	Ultimo catering - COP catering supplies	996.16
12/08/2021	\$APINVCE	00412557	ULTIMO CATERING & EVENTS PTY LTD	Ultimo catering - COP catering supplies	101.75
12/08/2021	\$APINVCE	00412552	ULTIMO CATERING & EVENTS PTY LTD	Ultimo catering - COP catering supplies	376.75
12/08/2021	\$APINVCE	00412614	ULTIMO CATERING & EVENTS PTY LTD	Ultimo catering - COP catering supplies	200.42
12/08/2021	\$APINVCE	00412615	ULTIMO CATERING & EVENTS PTY LTD	Ultimo catering - COP catering supplies	286.00
12/08/2021	\$APINVCE	00412478	ULTIMO CATERING & EVENTS PTY LTD	Ultimo catering - COP catering supplies	101.75
Cheque/EFT FNumber 217688			WA HINO SALES & SERVICES		1,221.73
12/08/2021	\$APINVCE	276391	WA HINO SALES & SERVICES	New Replacement Head Light Assembly for	1,221.73
Cheque/EFT FNumber 217689			WEST AUSTRALIAN LOCAL GOVERNMENT ASSOC ASSOCIATION		697.18
12/08/2021	\$APCREDT	C3012583	WEST AUSTRALIAN LOCAL GOVERNMENT ASSOC ASS L&D - Towards Net Zero Emissions by WALG	-	150.00
12/08/2021	\$APCREDT	C3012513	WEST AUSTRALIAN LOCAL GOVERNMENT ASSOC ASS WESTERN AUSTRAL	-	158.82
12/08/2021	\$APCREDT	C3012590	WEST AUSTRALIAN LOCAL GOVERNMENT ASSOC ASS L&D - Towards Net Zero Emissions by WALG	-	150.00
12/08/2021	\$APINVCE	I3088157	WEST AUSTRALIAN LOCAL GOVERNMENT ASSOC ASS Maintenance Support Team - Dealing with	-	578.00
12/08/2021	\$APINVCE	I3088158	WEST AUSTRALIAN LOCAL GOVERNMENT ASSOC ASS Maintenance Support Team - Dealing with	-	578.00
Cheque/EFT FNumber 217690			STEFNA FAMILY TRUST T/AS WEST TIP WASTE MANAGEMENT		10,449.66
12/08/2021	\$APINVCE	00055863	STEFNA FAMILY TRUST T/AS WEST TIP WASTE MANA	Street Sweeping Collection & Waste Tippi	10,449.66



City of Perth

Schedule of Accounts Paid - Municipal Fund

For the Period : 01/08/2021-31/08/2021

Payment Date	Document	Invoice Number	Payee	Payment Details	Payment Amount
Cheque/EFT FNumber 217691					65.00
12/08/2021	\$APINVCE	01124415	Water2Water Pty Ltd	Parking card 01124415 refund	65.00
Cheque/EFT FNumber 217692					102.00
12/08/2021	\$APINVCE	FPM1257	VOODOO CAFE PTY LTD	RFD FOOD BUSINESS -FPM/1257	102.00
Cheque/EFT FNumber 217693					737.00
12/08/2021	\$APINVCE	22072021AM	AMANDA MANNOLINI	RFD 2021 AUDA NOM ENTRY FEE	737.00
Cheque/EFT FNumber 217694					1,000.00
12/08/2021	\$APINVCE	32290	CHICHESTER METALS PTY LTD	RFD BOND HIRE=PERTH TOWN HALL-32290	1,000.00
Cheque/EFT FNumber 217695					175.00
12/08/2021	\$APINVCE	10082021	INDI DAVID LINDSAY NEWALL	CCTV APPLICATION REFUND	175.00
Cheque/EFT FNumber 217696					280.00
12/08/2021	\$APINVCE	2021/103	BCA CONSULTANTS	APPLICATION RFD-28 BARRACK ST 2021/103	280.00
Cheque/EFT FNumber 217697					120.00
12/08/2021	\$APINVCE	09082021DO	DEAN OATES	HEALTHY LIFESTYLE -D OATES	120.00
Cheque/EFT FNumber 217698					663.42
12/08/2021	\$APINVCE	04072021DE	DENMAC HOLDINGS PTY LTD	RFD PARKING CARDS X 6	663.42
Cheque/EFT FNumber 217699					120.00
12/08/2021	\$APINVCE	29072021DZ	DINA ZONIC	HEALTHY LIFESTYLE -D ZONIC	120.00
Cheque/EFT FNumber 217700					1,000.00
12/08/2021	\$APINVCE	255902	DOUBLETREE BY HILTON PERTH NRTHBDGE	RFD DUPLICATE PAYMENT OF BOND-255902	1,000.00
Cheque/EFT FNumber 217701					3,560.00
12/08/2021	\$APINVCE	21072021SF	SAMANTHA FERGUSON	STUDY ASSISTANCE - S FERGUSON	3,560.00
Cheque/EFT FNumber 217702					102.00
12/08/2021	\$APINVCE	FPM/1606	TALLTEAK NOMINEES PTY LTD	RFD FEE CHARGED IN ERROR FPM/1606	102.00
Cheque/EFT FNumber 217703					102.00
12/08/2021	\$APINVCE	FPM/1560	RIGHT W	RFD INVOICED IN ERROR FPM/1560	102.00
Cheque/EFT FNumber 217704					99.00
12/08/2021	\$APINVCE	EV2021173	TOUCH FOOTBALL AUSTRALIA	RFD APPLICATION EV-2021/173	99.00
Cheque/EFT FNumber 217705					77.00
12/08/2021	\$APINVCE	33276	AUSTRALIAN PACIFIC TOURING	RFD CANCELLATION PARKING BAY-33276	77.00
Cheque/EFT FNumber 217706					199.00
12/08/2021	\$APINVCE	EV2021143	WATCHES OF SWITZ	RFD OPENING-EV-2021/143	199.00
Cheque/EFT FNumber 217707					99.00
12/08/2021	\$APINVCE	PT202113	RESOURSAVE PTY LTD	RFD APP PT-2021/13-TRANSPORT PROJECT	99.00
Cheque/EFT FNumber 217708					713.00
12/08/2021	\$APINVCE	EAT/860	MINI ESPRESSO	RFD OVERPAYMENT - EAT/860-EATING HOUSE	713.00
Cheque/EFT FNumber 217709					95.00
12/08/2021	\$APINVCE	FVA2017253	ART VS DEPRESSION	RFD PERMIT CANCELLE-FVA-2017/2533	95.00
Cheque/EFT FNumber 217710					586.00
12/08/2021	\$APINVCE	FPM/847	MT BROADWAY CO PTY LTD	RFD FOOD BUSINESS-FPM/847	586.00
Cheque/EFT FNumber 217711					102.00
12/08/2021	\$APINVCE	FPM1652	NICHOLAS VAN HATTEM	RFD INCORRECTLY CHARGED-FPM/1652	102.00
Cheque/EFT FNumber 217712					102.00
12/08/2021	\$APINVCE	FPM/401	LI LI	RFD INCORRECTLY CHARGES-FPM/401	102.00
Cheque/EFT FNumber 217713					99.00
12/08/2021	\$APINVCE	EV-2021227	LEGACY WA	RFD EVENT CANCELLED-EV-2021/227	99.00
Cheque/EFT FNumber 217714					1,162.00
12/08/2021	\$APINVCE	31978	WEST AUSTRALIAN SYMPHONY ORCHESTRA PTY L	RFD BOND HIRE PERTH TWN HALL-31978	1,162.00
Cheque/EFT FNumber 217715					500.00
12/08/2021	\$APINVCE	32000	JAMEY E HARROP	RFD-BOND PERTH TWN HALL-32000	500.00
Cheque/EFT FNumber 217716					120.00
12/08/2021	\$APINVCE	06082021SM	STEVEN JAMES MCDUGALL	HEALTHY LIFESTYLE -S MCDUGALL	120.00
Cheque/EFT FNumber 217717					140.00
12/08/2021	\$APINVCE	03082021MR	MICHELLE REYNOLDS	RFD-MULT DISCIPLINARY DESIGN INTEGRATION	140.00
Cheque/EFT FNumber 217718					25.00
12/08/2021	\$APINVCE	110821AMP	AMP BANK	APP FOR AUDIT REQUEST/D - ref 1051437193	25.00
Cheque/EFT FNumber 217719					22.99
12/08/2021	\$APINVCE	2021/457	SBP GROUP PTY LTD	RFD OVEPAYMENT APP-2021/457 140 WILLIAM	22.99
Cheque/EFT FNumber 217721					185.06
12/08/2021	\$APINVCE	06082021SH	SHELLEY HARRINGTON	RFD NATIONAL REE DAY REFRESHMENTS	185.06
Cheque/EFT FNumber 217722					843.70
19/08/2021	\$APINVCE	4520610507	REPCO	New Disposal Gloves Large for Depot Mech	253.00
19/08/2021	\$APINVCE	4520611380	REPCO	Service Kits for Light trucks and Fuel H	590.70
Cheque/EFT FNumber 217723					1,538.90
19/08/2021	\$APINVCE	I53125108,PER	BIDFOOD WA PTY LTD	Food and beverages for Community Centre	861.01
19/08/2021	\$APINVCE	I51750320.PER	BIDFOOD WA PTY LTD	Catering supplies for Citiplace Communit	677.89
Cheque/EFT FNumber 217724					1,688.00
19/08/2021	\$APINVCE	187	RORIE SPARE	CCTV Camera Cleaning for 2021/2022 FY C	1,688.00
Cheque/EFT FNumber 217725					160.00
19/08/2021	\$APINVCE	509252	AVELING	White card certification - Andrea Colema	80.00
19/08/2021	\$APINVCE	509304	AVELING	Lauren Carr White Card Online	80.00
Cheque/EFT FNumber 217726					79,632.30
19/08/2021	\$APINVCE	90788163	Hatch Pty Ltd	Making Space for Culture Study	79,632.30
Cheque/EFT FNumber 217727					13.43
19/08/2021	\$APINVCE	61673915	TNT	Spare Parts Delivery courier charges fro	13.43
Cheque/EFT FNumber 217728					51.92
19/08/2021	\$APINVCE	AUS915181	IRON MOUNTAIN AUSTRALIA GROUP PTY LTD	Secure document disposal bin	51.92
Cheque/EFT FNumber 217729					2,933.70
19/08/2021	\$APINVCE	00148677	ADVANCED TRAFFIC MANAGEMENT	Traffic Management - Riverside Drive	792.00
19/08/2021	\$APINVCE	00148167	ADVANCED TRAFFIC MANAGEMENT	TMP Plan for William St Turning Lane	2,141.70



City of Perth

Schedule of Accounts Paid - Municipal Fund

For the Period : 01/08/2021-31/08/2021

Payment Date	Document	Invoice Number	Payee	Payment Details	Payment Amount
Cheque/EFT FNumber 217730			NESPRESSO		1,498.50
19/08/2021	\$APINVCE	39060060	NESPRESSO	Depot Nespresso Coffee Pods	1,462.50
19/08/2021	\$APINVCE	39064232	NESPRESSO	Stores Stock	36.00
Cheque/EFT FNumber 217731			DATA 3		1,762.20
19/08/2021	\$APINVCE	02033378	DATA 3	PURCHASED 5 X ADDITIONAL MS E3 LICENSE	1,762.20
Cheque/EFT FNumber 217732			RUAH COMMUNITY SERVICES		22,465.98
19/08/2021	\$APINVCE	PSI000910	RUAH COMMUNITY SERVICES	May 2021 Safe Night Space for Women Serv	22,465.98
Cheque/EFT FNumber 217733			Higgins Coatings Pty Ltd		1,917.99
19/08/2021	\$APINVCE	186093644	Higgins Coatings Pty Ltd	Unplanned Graffiti Removal & Painting Se	413.22
19/08/2021	\$APINVCE	186093641	Higgins Coatings Pty Ltd	Unplanned Graffiti Removal & Painting Se	413.22
19/08/2021	\$APINVCE	186093640	Higgins Coatings Pty Ltd	Unplanned Graffiti Removal & Painting Se	456.29
19/08/2021	\$APINVCE	186093645	Higgins Coatings Pty Ltd	Unplanned Graffiti Removal & Painting Se	317.63
19/08/2021	\$APINVCE	186093646	Higgins Coatings Pty Ltd	Unplanned Graffiti Removal & Painting Se	317.63
Cheque/EFT FNumber 217734			AKCELIK & ASSOCIATES PTY LTD		2,442.00
19/08/2021	\$APINVCE	7400055	AKCELIK & ASSOCIATES PTY LTD	Sidra Training Course for new Officer	2,442.00
Cheque/EFT FNumber 217735			WESTBOOKS		3,298.97
19/08/2021	\$APINVCE	323585	WESTBOOKS	Supply of Children's Books	3,298.97
Cheque/EFT FNumber 217736			ALINTA SALES PTY LTD		2,851.90
19/08/2021	\$APINVCE	804003079	ALINTA SALES PTY LTD	567 Hay St, Perth	2,851.90
Cheque/EFT FNumber 217737			MAJESTIC PLUMBING		2,975.67
19/08/2021	\$APINVCE	240983	MAJESTIC PLUMBING	VARIOUS SITES - UNPLANNED PLUMBING MAINT	193.27
19/08/2021	\$APINVCE	240985	MAJESTIC PLUMBING	VARIOUS SITES - UNPLANNED PLUMBING MAINT	87.40
19/08/2021	\$APINVCE	240984	MAJESTIC PLUMBING	VARIOUS SITES - UNPLANNED PLUMBING MAINT	2,695.00
Cheque/EFT FNumber 217738			FOXTEL SUBSCRIBER PAYMENTS		155.00
19/08/2021	\$APINVCE	397281326	FOXTEL SUBSCRIBER PAYMENTS	Foxtel for City Arts Space (a/c 6449301)	155.00
Cheque/EFT FNumber 217739			NS PROJECTS PTY LTD		15,543.00
19/08/2021	\$APINVCE	20-136PM 10	NS PROJECTS PTY LTD	Roe St Enhancement Continued with Projec	15,543.00
Cheque/EFT FNumber 217740			ATOM SUPPLY		332.28
19/08/2021	\$APINVCE	P2200715	ATOM SUPPLY	Stores Stock	36.60
19/08/2021	\$APINVCE	P2201722	ATOM SUPPLY	Stores Stock	295.68
Cheque/EFT FNumber 217741			O'BRIEN HARROP ACCESS PTY LTD		1,320.00
19/08/2021	\$APINVCE	10740720	O'BRIEN HARROP ACCESS PTY LTD	Access consultancy services to advise on	1,320.00
Cheque/EFT FNumber 217742			ACCESS BRICKPAVING CO		9,687.59
19/08/2021	\$APINVCE	00230727	ACCESS BRICKPAVING CO	Spring St East Side	9,687.59
Cheque/EFT FNumber 217743			SUNNY INDUSTRIAL BRUSHWARE		1,876.60
19/08/2021	\$APINVCE	00023677	SUNNY INDUSTRIAL BRUSHWARE	Annual Sweeper Brush Blanket Order for 3	1,876.60
Cheque/EFT FNumber 217744			EOS ELECTRICAL		18,356.16
19/08/2021	\$APINVCE	00015059	EOS ELECTRICAL	Install power logger to 2 x Hay Street M	1,252.90
19/08/2021	\$APINVCE	00015079	EOS ELECTRICAL	Electrical maintenance of street lights	247.10
19/08/2021	\$APINVCE	00015111	EOS ELECTRICAL	Electrical maintenance of street lights	340.33
19/08/2021	\$APINVCE	00015118	EOS ELECTRICAL	Electrical maintenance of street lights	135.30
19/08/2021	\$APINVCE	00015122	EOS ELECTRICAL	Electrical maintenance of street lights	205.03
19/08/2021	\$APINVCE	00015127	EOS ELECTRICAL	Electrical maintenance of street lights	353.10
19/08/2021	\$APINVCE	00015151	EOS ELECTRICAL	Electrical maintenance of street lights	135.30
19/08/2021	\$APINVCE	00015152	EOS ELECTRICAL	Electrical maintenance of street lights	116.55
19/08/2021	\$APINVCE	00015153	EOS ELECTRICAL	Electrical maintenance of street lights	219.59
19/08/2021	\$APINVCE	00015154	EOS ELECTRICAL	Electrical maintenance of street lights	135.30
19/08/2021	\$APINVCE	00015156	EOS ELECTRICAL	Electrical maintenance of street lights	195.55
19/08/2021	\$APINVCE	00015104A	EOS ELECTRICAL	Relocation of the Christmas decorations	12,430.00
19/08/2021	\$APINVCE	00015150	EOS ELECTRICAL	Electrical maintenance of street lights	67.65
19/08/2021	\$APINVCE	00015116	EOS ELECTRICAL	Electrical maintenance of street lights	69.73
19/08/2021	\$APINVCE	00014432B	EOS ELECTRICAL	Quote 13650 ECU Clock Tower Works - Repl	2,452.73
Cheque/EFT FNumber 217745			MANHEIM PTY LTD		1,236.40
19/08/2021	\$APINVCE	5508394044	MANHEIM PTY LTD	Car towing and auction services 20-21 PO	1,236.40
Cheque/EFT FNumber 217746			DRAINFLOW SERVICES PTY LTD		8,449.13
19/08/2021	\$APINVCE	00007702	DRAINFLOW SERVICES PTY LTD	FORREST PLACE LOADING DOCK - GULLY PIT A	1,592.44
19/08/2021	\$APINVCE	00007494	DRAINFLOW SERVICES PTY LTD	335 Newcastle St Manhole Replacement	6,856.69
Cheque/EFT FNumber 217747			JAMES BENNETT PTY LTD		3,037.91
19/08/2021	\$APINVCE	4754846	JAMES BENNETT PTY LTD	Supply of Adult Fiction & Adult Non-Fict	47.90
19/08/2021	\$APINVCE	PS0431619	JAMES BENNETT PTY LTD	Supply of Adult Fiction & Adult Non-Fict	239.13
19/08/2021	\$APINVCE	4754844	JAMES BENNETT PTY LTD	Supply of Adult Fiction & Adult Non-Fict	198.12
19/08/2021	\$APINVCE	PS0431617	JAMES BENNETT PTY LTD	Supply of Adult Fiction & Adult Non-Fict	522.38
19/08/2021	\$APINVCE	PS0431618	JAMES BENNETT PTY LTD	Supply of Adult Fiction & Adult Non-Fict	201.34
19/08/2021	\$APINVCE	PS0431614	JAMES BENNETT PTY LTD	Supply of Adult Fiction & Adult Non-Fict	539.88
19/08/2021	\$APINVCE	PS0431615	JAMES BENNETT PTY LTD	Supply of Adult Fiction & Adult Non-Fict	544.45
19/08/2021	\$APINVCE	4754847	JAMES BENNETT PTY LTD	Supply of Adult Fiction & Adult Non-Fict	744.71
Cheque/EFT FNumber 217748			GILMOUR & JOOSTE ELECTRICAL		8,893.38
19/08/2021	\$APINVCE	INV-15048	GILMOUR & JOOSTE ELECTRICAL	Electrical maintenance for street lighti	200.96
19/08/2021	\$APINVCE	INV-15049	GILMOUR & JOOSTE ELECTRICAL	Electrical maintenance for street lighti	200.96
19/08/2021	\$APINVCE	INV-15050	GILMOUR & JOOSTE ELECTRICAL	Electrical maintenance for street lighti	55.00
19/08/2021	\$APINVCE	INV-15062	GILMOUR & JOOSTE ELECTRICAL	Electrical maintenance for street lighti	742.11
19/08/2021	\$APINVCE	INV-15097	GILMOUR & JOOSTE ELECTRICAL	VARIOUS SITES - UNPLANNED ELECTRICAL MAI	110.00
19/08/2021	\$APINVCE	INV-15101	GILMOUR & JOOSTE ELECTRICAL	VARIOUS SITES - UNPLANNED ELECTRICAL MAI	878.50
19/08/2021	\$APINVCE	INV-15102	GILMOUR & JOOSTE ELECTRICAL	VARIOUS SITES - UNPLANNED ELECTRICAL MAI	84.67
19/08/2021	\$APINVCE	INV-15105	GILMOUR & JOOSTE ELECTRICAL	VARIOUS SITES - UNPLANNED ELECTRICAL MAI	110.00
19/08/2021	\$APINVCE	INV-15109	GILMOUR & JOOSTE ELECTRICAL	VARIOUS SITES - UNPLANNED ELECTRICAL MAI	878.50
19/08/2021	\$APINVCE	INV-15106	GILMOUR & JOOSTE ELECTRICAL	VARIOUS SITES - UNPLANNED ELECTRICAL MAI	110.00
19/08/2021	\$APINVCE	INV-15107	GILMOUR & JOOSTE ELECTRICAL	VARIOUS SITES - UNPLANNED ELECTRICAL MAI	110.00
19/08/2021	\$APINVCE	INV-15108	GILMOUR & JOOSTE ELECTRICAL	VARIOUS SITES - UNPLANNED ELECTRICAL MAI	440.00
19/08/2021	\$APINVCE	INV-15098	GILMOUR & JOOSTE ELECTRICAL	VARIOUS SITES - UNPLANNED ELECTRICAL MAI	1,109.68



City of Perth

Schedule of Accounts Paid - Municipal Fund

For the Period : 01/08/2021-31/08/2021

Payment Date	Document	Invoice Number	Payee	Payment Details	Payment Amount
19/08/2021	\$APINVCE	INV-15095	GILMOUR & JOOSTE ELECTRICAL	Electrical maintenance for street lighti	369.08
19/08/2021	\$APINVCE	INV-15120	GILMOUR & JOOSTE ELECTRICAL	Electrical maintenance for street lighti	550.00
19/08/2021	\$APINVCE	INV-15121	GILMOUR & JOOSTE ELECTRICAL	Electrical maintenance for street lighti	200.96
19/08/2021	\$APINVCE	INV-15122	GILMOUR & JOOSTE ELECTRICAL	Electrical maintenance for street lighti	411.44
19/08/2021	\$APINVCE	INV-15123	GILMOUR & JOOSTE ELECTRICAL	Electrical maintenance for street lighti	55.00
19/08/2021	\$APINVCE	INV-15124	GILMOUR & JOOSTE ELECTRICAL	Electrical maintenance for street lighti	55.00
19/08/2021	\$APINVCE	INV-15125	GILMOUR & JOOSTE ELECTRICAL	Electrical maintenance for street lighti	55.00
19/08/2021	\$APINVCE	INV-15126	GILMOUR & JOOSTE ELECTRICAL	Electrical maintenance for street lighti	55.00
19/08/2021	\$APINVCE	INV-15127	GILMOUR & JOOSTE ELECTRICAL	Electrical maintenance for street lighti	193.54
19/08/2021	\$APINVCE	INV-15100	GILMOUR & JOOSTE ELECTRICAL	Queens Gardens Car Park Reactive	1,658.00
19/08/2021	\$APINVCE	INV-14953	GILMOUR & JOOSTE ELECTRICAL	Electrical maintenance for street lighti	259.98
Cheque/EFT FNumber 217749					4,551.88
			IMPERIAL GLASS		
19/08/2021	\$APINVCE	00201993	IMPERIAL GLASS	VARIOUS SITES - UNPLANNED MAINTENANCE 20	754.02
19/08/2021	\$APINVCE	00201978	IMPERIAL GLASS	VARIOUS SITES - UNPLANNED MAINTENANCE 20	1,729.73
19/08/2021	\$APINVCE	00201964	IMPERIAL GLASS	VARIOUS SITES - UNPLANNED MAINTENANCE 20	1,056.00
19/08/2021	\$APINVCE	00201950	IMPERIAL GLASS	VARIOUS SITES - UNPLANNED MAINTENANCE 20	1,012.13
Cheque/EFT FNumber 217750					26,506.04
			D.B CUNNINGHAM PTY LTD T/AS ADVANTEERING CIVIL ENGINEERS		
19/08/2021	\$APINVCE	00002205	D.B CUNNINGHAM PTY LTD T/AS ADVANTEERING CIV	Wellington Square Playground constructio	26,506.04
Cheque/EFT FNumber 217751					193.50
			DAIMLER TRUCKS PERTH		
19/08/2021	\$APINVCE	6228815D	DAIMLER TRUCKS PERTH	Side Door Lamp Side Marker for Large Mer	123.77
19/08/2021	\$APINVCE	6229404D	DAIMLER TRUCKS PERTH	Side Door Lamp Side Marker for Large Mer	69.73
Cheque/EFT FNumber 217752					39,301.23
			GREENLITE ELECTRICAL CONTRACTORS PTY LTD		
19/08/2021	\$APINVCE	519	GREENLITE ELECTRICAL CONTRACTORS PTY LTD	WALGA VP 232667 - Switchboard Upgrade S	39,301.23
Cheque/EFT FNumber 217753					1,860.10
			IMAGE SOURCE DIGITAL SOLUTIONS		
19/08/2021	\$APINVCE	458220	IMAGE SOURCE DIGITAL SOLUTIONS	Reserved bay signage	187.00
19/08/2021	\$APINVCE	P423	IMAGE SOURCE DIGITAL SOLUTIONS	6 x pull-up banners for waste education	1,673.10
Cheque/EFT FNumber 217754					1,330.80
			JAPANESE TRUCK & BUS SPARES PTY LTD		
19/08/2021	\$APINVCE	413395	JAPANESE TRUCK & BUS SPARES PTY LTD	Need to replace mirror cover and repair	213.35
19/08/2021	\$APINVCE	413420	JAPANESE TRUCK & BUS SPARES PTY LTD	Need to replace mirror cover and repair	104.20
19/08/2021	\$APINVCE	413683	JAPANESE TRUCK & BUS SPARES PTY LTD	Replacement Door Strap for Drivers Side	77.65
19/08/2021	\$APINVCE	413561	JAPANESE TRUCK & BUS SPARES PTY LTD	Replacement Door Strap for Drivers Side	214.20
19/08/2021	\$APINVCE	413410	JAPANESE TRUCK & BUS SPARES PTY LTD	July Replacement Servicing Filters for S	721.40
Cheque/EFT FNumber 217755					2,915.26
			LIGHTSPEED COMMUNICATIONS AUSTRALIA PTY LTD t/as LIGHTSPEED		
19/08/2021	\$APINVCE	87432	LIGHTSPEED COMMUNICATIONS AUSTRALIA PTY LTD	Lightspeed Communications Quote no. 2457	2,915.26
Cheque/EFT FNumber 217756					195.00
			AUSTRALIAN ACADEMY OF TAI CHI (WA)		
19/08/2021	\$APINVCE	21009	AUSTRALIAN ACADEMY OF TAI CHI (WA)	Tai Chi lessons for customers.	195.00
Cheque/EFT FNumber 217757					55,278.30
			ARTRAGE		
19/08/2021	\$APINVCE	000552	ARTRAGE	Strategic Winter Partnership 2021 - Year	55,278.30
Cheque/EFT FNumber 217758					43,989.57
			DATALINE VISUAL LINK PTY LTD		
19/08/2021	\$APINVCE	54173	DATALINE VISUAL LINK PTY LTD	Contract 100385, CCTV Maintenance 21-22	555.50
19/08/2021	\$APINVCE	54175	DATALINE VISUAL LINK PTY LTD	Contract 100385, CCTV Maintenance 21-22	318.32
19/08/2021	\$APINVCE	54178	DATALINE VISUAL LINK PTY LTD	Contract 100385, CCTV Maintenance 21-22	757.53
19/08/2021	\$APINVCE	54179	DATALINE VISUAL LINK PTY LTD	Contract 100385, CCTV Maintenance 21-22	956.52
19/08/2021	\$APINVCE	54177	DATALINE VISUAL LINK PTY LTD	Contract 100385, CCTV Maintenance 21-22	1,029.88
19/08/2021	\$APINVCE	54176	DATALINE VISUAL LINK PTY LTD	Contract 100385, CCTV Maintenance 21-22	413.19
19/08/2021	\$APINVCE	54174	DATALINE VISUAL LINK PTY LTD	Additional CCTV for East End Project- On	4,303.78
19/08/2021	\$APINVCE	54164	DATALINE VISUAL LINK PTY LTD	Quote 10873 - Roe Street Upgrade new ca	35,654.85
Cheque/EFT FNumber 217759					90.75
			LATERAL(W.A)PTY LTD		
19/08/2021	\$APINVCE	INV-8564	LATERAL(W.A)PTY LTD	CPAMS Support July - Sep 2021	90.75
Cheque/EFT FNumber 217760					2,240.46
			ELECTRICITY GENERATION AND RETAIL CORPORATION		
19/08/2021	\$APINVCE	2061291886	ELECTRICITY GENERATION AND RETAIL CORPORATIO	Lot 10 Arthur St, West Perth	120.64
19/08/2021	\$APINVCE	2005306794	ELECTRICITY GENERATION AND RETAIL CORPORATIO	Sutherland St, West Perth	108.45
19/08/2021	\$APINVCE	2017309448	ELECTRICITY GENERATION AND RETAIL CORPORATIO	13 King St, Perth	267.86
19/08/2021	\$APINVCE	2061291048	ELECTRICITY GENERATION AND RETAIL CORPORATIO	986 Wellington St, West Perth	340.01
19/08/2021	\$APINVCE	2077298856	ELECTRICITY GENERATION AND RETAIL CORPORATIO	Kings Park Road West Perth	108.19
19/08/2021	\$APINVCE	2005308689	ELECTRICITY GENERATION AND RETAIL CORPORATIO	1249 Hay Street West Perth	877.62
19/08/2021	\$APINVCE	2041301647	ELECTRICITY GENERATION AND RETAIL CORPORATIO	Lot 1720 U A Kings Park Road	108.48
19/08/2021	\$APINVCE	2017311465	ELECTRICITY GENERATION AND RETAIL CORPORATIO	Lot 200 Mount Street Perth	309.21
Cheque/EFT FNumber 217761					13,419.45
			HERBERT SMITH FREEHILLS		
19/08/2021	\$APINVCE	51023776	HERBERT SMITH FREEHILLS	Current ER-IR component	13,419.45
Cheque/EFT FNumber 217762					1,232.00
			WEST COAST SPRING WATER PTY LTD T/AS AUSSIE NATURAL SPRING W		
19/08/2021	\$APINVCE	2002787	WEST COAST SPRING WATER PTY LTD T/AS AUSSIE N.	COUNCIL HOUSE - SUPPLY & MAINTENANCE - J	44.00
19/08/2021	\$APINVCE	2002899	WEST COAST SPRING WATER PTY LTD T/AS AUSSIE N.	COUNCIL HOUSE - SUPPLY & MAINTENANCE - J	44.00
19/08/2021	\$APINVCE	2002785	WEST COAST SPRING WATER PTY LTD T/AS AUSSIE N.	COUNCIL HOUSE - SUPPLY & MAINTENANCE - J	44.00
19/08/2021	\$APINVCE	2002786	WEST COAST SPRING WATER PTY LTD T/AS AUSSIE N.	COUNCIL HOUSE - SUPPLY & MAINTENANCE - J	44.00
19/08/2021	\$APINVCE	2002788	WEST COAST SPRING WATER PTY LTD T/AS AUSSIE N.	COUNCIL HOUSE - SUPPLY & MAINTENANCE - J	44.00
19/08/2021	\$APINVCE	2002789	WEST COAST SPRING WATER PTY LTD T/AS AUSSIE N.	COUNCIL HOUSE - SUPPLY & MAINTENANCE - J	44.00
19/08/2021	\$APINVCE	2002790	WEST COAST SPRING WATER PTY LTD T/AS AUSSIE N.	COUNCIL HOUSE - SUPPLY & MAINTENANCE - J	44.00
19/08/2021	\$APINVCE	2002792	WEST COAST SPRING WATER PTY LTD T/AS AUSSIE N.	COUNCIL HOUSE - SUPPLY & MAINTENANCE - J	44.00
19/08/2021	\$APINVCE	2002895	WEST COAST SPRING WATER PTY LTD T/AS AUSSIE N.	COUNCIL HOUSE - SUPPLY & MAINTENANCE - J	88.00
19/08/2021	\$APINVCE	2002896	WEST COAST SPRING WATER PTY LTD T/AS AUSSIE N.	COUNCIL HOUSE - SUPPLY & MAINTENANCE - J	88.00
19/08/2021	\$APINVCE	2002897	WEST COAST SPRING WATER PTY LTD T/AS AUSSIE N.	COUNCIL HOUSE - SUPPLY & MAINTENANCE - J	88.00
19/08/2021	\$APINVCE	2002898	WEST COAST SPRING WATER PTY LTD T/AS AUSSIE N.	COUNCIL HOUSE - SUPPLY & MAINTENANCE - J	44.00
19/08/2021	\$APINVCE	1899599	WEST COAST SPRING WATER PTY LTD T/AS AUSSIE N.	Car Park Drinking Water for September 20	132.00
19/08/2021	\$APINVCE	1899603	WEST COAST SPRING WATER PTY LTD T/AS AUSSIE N.	Car Park Drinking Water for September 20	132.00
19/08/2021	\$APINVCE	1899598	WEST COAST SPRING WATER PTY LTD T/AS AUSSIE N.	Car Park Drinking Water for September 20	132.00
19/08/2021	\$APINVCE	1899600	WEST COAST SPRING WATER PTY LTD T/AS AUSSIE N.	Car Park Drinking Water for September 20	132.00
19/08/2021	\$APINVCE	1952254	WEST COAST SPRING WATER PTY LTD T/AS AUSSIE N.	Car Park Drinking Water for September 20	44.00
Cheque/EFT FNumber 217763					391.59
			The Trustee for Wendy Mead Family Trust & OTH t/as Pinnacle People		
19/08/2021	\$APINVCE	619864	The Trustee for Wendy Mead Family Trust & OTH t/a	COP catering Agency casual hire	391.59



City of Perth

Schedule of Accounts Paid - Municipal Fund

For the Period : 01/08/2021-31/08/2021

Payment Date	Document	Invoice Number	Payee	Payment Details	Payment Amount
Cheque/EFT FNumber 217764			ALLPIPE TECHNOLOGIES		6,124.69
19/08/2021	\$APINVCE	00004481	ALLPIPE TECHNOLOGIES	CCTV inspections to 50x drainage lines Q	6,124.69
Cheque/EFT FNumber 217765			THE TRUSTEE FOR THE PROPERTY AUSTRALIA MANAGEMENT TRUST		6,187.32
19/08/2021	\$APINVCE	783	THE TRUSTEE FOR THE PROPERTY AUSTRALIA MANA(565 Hay Street - 2021/2022		355.72
19/08/2021	\$APINVCE	785	THE TRUSTEE FOR THE PROPERTY AUSTRALIA MANA(565 Hay Street - 2021/2022		5,831.60
Cheque/EFT FNumber 217766			BROWNES FOODS OPERATIONS PTY LTD		105.60
19/08/2021	\$APINVCE	16117033	BROWNES FOODS OPERATIONS PTY LTD	Depot Weekly Milk Delivery 1 July 2021 -	105.60
Cheque/EFT FNumber 217767			Tristan Michael Fidler		500.00
19/08/2021	\$APINVCE	TFCOP022021	Tristan Michael Fidler	Balance for Moderator Fee for Winter Fil	500.00
Cheque/EFT FNumber 217768			CSE CROSSCOM PTY LTD		2,585.00
19/08/2021	\$APINVCE	432815	CSE CROSSCOM PTY LTD	2 Way Radio Hire Charges for EH & AA, Le	110.00
19/08/2021	\$APINVCE	432861	CSE CROSSCOM PTY LTD	Two Way Radios	1,787.50
19/08/2021	\$APINVCE	432207	CSE CROSSCOM PTY LTD	CPP Operations 2 way Radio License	577.50
19/08/2021	\$APINVCE	432206	CSE CROSSCOM PTY LTD	2 Way Radio Hire Charges for EH & AA, Le	110.00
Cheque/EFT FNumber 217769			WOMA(AUSTRALIA)PTY LTD		1,380.50
19/08/2021	\$APINVCE	91957	WOMA(AUSTRALIA)PTY LTD	Temporary Repair to Guide Chain on Gully	1,380.50
Cheque/EFT FNumber 217770			AUSTRALIAN SERVICES UNION		412.40
19/08/2021	\$HRPAYJNL	EF 13/08/2021	AUSTRALIAN SERVICES UNION	Australian Services Union	25.90
19/08/2021	\$HRPAYJNL	F 13/08/2021	AUSTRALIAN SERVICES UNION	Australian Services Union	25.90
19/08/2021	\$HRPAYJNL	F 13/08/2021	AUSTRALIAN SERVICES UNION	Australian Services Union	360.60
Cheque/EFT FNumber 217771			FARQUHAR & FARQUHAR PTY LTD T/AS KWIK KOPY PRINTING CENTRE O		2,144.80
19/08/2021	\$APINVCE	50656	FARQUHAR & FARQUHAR PTY LTD T/AS KWIK KOPY P	Pre-Start Checklist Book for Rubbish Tru	2,144.80
Cheque/EFT FNumber 217772			THE TRUSTEE FOR THE SWIFT FLOW UNIT TRUST		9,481.88
19/08/2021	\$APINVCE	12438	THE TRUSTEE FOR THE SWIFT FLOW UNIT TRUST	VARIOUS SITES - UNPLANNED PLUMBING MAINT	6,654.30
19/08/2021	\$APINVCE	12445	THE TRUSTEE FOR THE SWIFT FLOW UNIT TRUST	VARIOUS SITES - UNPLANNED PLUMBING MAINT	126.83
19/08/2021	\$APINVCE	12446	THE TRUSTEE FOR THE SWIFT FLOW UNIT TRUST	VARIOUS SITES - UNPLANNED PLUMBING MAINT	126.83
19/08/2021	\$APINVCE	12443	THE TRUSTEE FOR THE SWIFT FLOW UNIT TRUST	URILIFT - PLANNED MAINTENANCE - 2021/22	184.49
19/08/2021	\$APINVCE	12458	THE TRUSTEE FOR THE SWIFT FLOW UNIT TRUST	VARIOUS SITES - UNPLANNED PLUMBING MAINT	2,389.43
Cheque/EFT FNumber 217773			ROWSON'S PLUMBING SERVICES PTY LTD		2,823.72
19/08/2021	\$APINVCE	820942	ROWSON'S PLUMBING SERVICES PTY LTD	VARIOUS SITES - UNPLANNED PLUMBING MAINT	570.14
19/08/2021	\$APINVCE	820943	ROWSON'S PLUMBING SERVICES PTY LTD	VARIOUS SITES - UNPLANNED PLUMBING MAINT	215.95
19/08/2021	\$APINVCE	820920	ROWSON'S PLUMBING SERVICES PTY LTD	VARIOUS SITES - UNPLANNED PLUMBING MAINT	358.69
19/08/2021	\$APINVCE	820944	ROWSON'S PLUMBING SERVICES PTY LTD	VARIOUS SITES - UNPLANNED PLUMBING MAINT	857.79
19/08/2021	\$APINVCE	820995	ROWSON'S PLUMBING SERVICES PTY LTD	VARIOUS SITES - UNPLANNED PLUMBING MAINT	522.02
19/08/2021	\$APINVCE	820660	ROWSON'S PLUMBING SERVICES PTY LTD	VARIOUS SITES - UNPLANNED PLUMBING MAINT	299.13
Cheque/EFT FNumber 217774			ROADS CORPORATION T/AS VICROADS		220.00
19/08/2021	\$APINVCE	00713140	ROADS CORPORATION T/AS VICROADS	Vehicle registration searches VicRoads 2	220.00
Cheque/EFT FNumber 217775			THE TRUSTEE FOR THE GOLDPOINT TRUST T/AS SIGNS AND LINES		415.01
19/08/2021	\$APINVCE	26042	THE TRUSTEE FOR THE GOLDPOINT TRUST T/AS SIGN	seasonal brightness adjustment for fwy l	415.01
Cheque/EFT FNumber 217776			ALLMAKES PTY LTD T/AS BRANDWORX AUSTRALIA		625.47
19/08/2021	\$APINVCE	742673	ALLMAKES PTY LTD T/AS BRANDWORX AUSTRALIA	Work cardigans for Staff	65.90
19/08/2021	\$APINVCE	742669	ALLMAKES PTY LTD T/AS BRANDWORX AUSTRALIA	Parking officer uniforms	41.90
19/08/2021	\$APINVCE	742671	ALLMAKES PTY LTD T/AS BRANDWORX AUSTRALIA	Replacement uniform items	48.70
19/08/2021	\$APINVCE	742670	ALLMAKES PTY LTD T/AS BRANDWORX AUSTRALIA	Replacement uniform items	292.18
19/08/2021	\$APINVCE	742741	ALLMAKES PTY LTD T/AS BRANDWORX AUSTRALIA	Parking officer uniforms	176.79
Cheque/EFT FNumber 217777			NETSTAR AUSTRALIA PL T/AS PINPOINT COMMUNICATIONS PTY LTD		1,353.00
19/08/2021	\$APINVCE	122332	NETSTAR AUSTRALIA PL T/AS PINPOINT COMMUNIC	Install & remove in vehicle monitoring s	165.00
19/08/2021	\$APINVCE	122375	NETSTAR AUSTRALIA PL T/AS PINPOINT COMMUNIC	In vehicle monitoring system install & r	792.00
19/08/2021	\$APINVCE	122377	NETSTAR AUSTRALIA PL T/AS PINPOINT COMMUNIC	Transfer in vehicle monitoring system to	396.00
Cheque/EFT FNumber 217778			DDLS AUSTRALIA PTY LTD		8,580.00
19/08/2021	\$APINVCE	INV-160749-F9D5F2	DDLS AUSTRALIA PTY LTD	Service Center Configuration Manager Tra	8,580.00
Cheque/EFT FNumber 217779			WINC AUSTRALIA PTY LTD		2,271.28
19/08/2021	\$APINVCE	9036675686	WINC AUSTRALIA PTY LTD	Stationery for Print room	267.81
19/08/2021	\$APINVCE	9036667766	WINC AUSTRALIA PTY LTD	Winc CPP Operations	403.76
19/08/2021	\$APINVCE	9036688545	WINC AUSTRALIA PTY LTD	Stationery Supplies, catering supplies,	127.40
19/08/2021	\$APINVCE	9036710901	WINC AUSTRALIA PTY LTD	Depot Catering, Cleaning & Stationery Su	81.44
19/08/2021	\$APINVCE	9036689355	WINC AUSTRALIA PTY LTD	Citywatch stationary 2021-2022	141.37
19/08/2021	\$APINVCE	9036702300	WINC AUSTRALIA PTY LTD	SUPPLIES FOR DAU & CSA LEVEL 1	243.57
19/08/2021	\$APINVCE	9035605625	WINC AUSTRALIA PTY LTD	CDS Depot @ 8 Aberdeen St Northbridge	294.23
19/08/2021	\$APINVCE	9036693243	WINC AUSTRALIA PTY LTD	Stationery Supplies, catering supplies,	114.00
19/08/2021	\$APINVCE	9036633224	WINC AUSTRALIA PTY LTD	Catering Supplies and Beverages for Comm	141.18
19/08/2021	\$APINVCE	9036615744	WINC AUSTRALIA PTY LTD	Catering Supplies and Beverages for Comm	128.26
19/08/2021	\$APINVCE	9036607716	WINC AUSTRALIA PTY LTD	Catering Supplies and Beverages for Comm	74.73
19/08/2021	\$APINVCE	9036638837	WINC AUSTRALIA PTY LTD	Umbrella bags and Level 4 stationery and	247.81
19/08/2021	\$APINVCE	9035631184	WINC AUSTRALIA PTY LTD	STATIONERY - GOV	5.72
Cheque/EFT FNumber 217780			ACE SECURITY AND EVENTS SERVICES		13,128.13
19/08/2021	\$APINVCE	00007569	ACE SECURITY AND EVENTS SERVICES	Security for Town Hall Events - ordered	392.00
19/08/2021	\$APINVCE	00007572	ACE SECURITY AND EVENTS SERVICES	Security Officers for Library and Librar	12,736.13
Cheque/EFT FNumber 217781			ESSENTIAL FIRE SERVICES PTY LTD		4,324.32
19/08/2021	\$APINVCE	79389SM	ESSENTIAL FIRE SERVICES PTY LTD	install fire trip for new card readers t	4,324.32
Cheque/EFT FNumber 217782			TALENT INTERNATIONAL PTY LTD(WA)		21,619.78
19/08/2021	\$APINVCE	839246	TALENT INTERNATIONAL PTY LTD(WA)	Extension - Relief Application Officer	1,894.45
19/08/2021	\$APINVCE	839123	TALENT INTERNATIONAL PTY LTD(WA)	Temp personnel Martin Hoang for Josh Joh	1,940.38
19/08/2021	\$APINVCE	839244	TALENT INTERNATIONAL PTY LTD(WA)	Extension - Relief Application Officer	1,899.15
19/08/2021	\$APINVCE	840305	TALENT INTERNATIONAL PTY LTD(WA)	Gerard Ng (Risk Consultant)	2,817.21
19/08/2021	\$APINVCE	840304	TALENT INTERNATIONAL PTY LTD(WA)	Temp personnel Martin Hoang for Josh Joh	2,591.33
19/08/2021	\$APINVCE	841183	TALENT INTERNATIONAL PTY LTD(WA)	Extension - Relief Application Officer	1,531.98
19/08/2021	\$APINVCE	840478	TALENT INTERNATIONAL PTY LTD(WA)	Senior Traffic Engineer - Aaron Fulleros	2,968.76
19/08/2021	\$APINVCE	839127	TALENT INTERNATIONAL PTY LTD(WA)	Senior Traffic Engineer - Aaron Fulleros	2,612.51
19/08/2021	\$APINVCE	840479	TALENT INTERNATIONAL PTY LTD(WA)	Casual information Management Analyst	3,364.01



City of Perth

Schedule of Accounts Paid - Municipal Fund

For the Period : 01/08/2021-31/08/2021

Payment Date	Document	Invoice Number	Payee	Payment Details	Payment Amount
Cheque/EFT FNumber 217783			WESTERN EDGE LANDSCAPES		187.00
19/08/2021	\$APINVCE	6363	WESTERN EDGE LANDSCAPES	Western Edge Landscaping - Burt Way vand	187.00
Cheque/EFT FNumber 217784			ENVIRO INFRASTRUCTURE PTY LTD		261.72
19/08/2021	\$APINVCE	7674-1	ENVIRO INFRASTRUCTURE PTY LTD	Site attendance for welding works at CP9	261.72
Cheque/EFT FNumber 217785			GRENSHED PTY LTD T/AS LIVING TURF		4,337.30
19/08/2021	\$APINVCE	70958/01	GRENSHED PTY LTD T/AS LIVING TURF	3 x Finesse Miticide, 4 x Higran Miticid	4,337.30
Cheque/EFT FNumber 217786			VOCUS PTY LTD		5,544.00
19/08/2021	\$APINVCE	4214288	VOCUS PTY LTD	Vocus pit adjustment at 111 St Georges T	5,544.00
Cheque/EFT FNumber 217787			PRECISIONTECH (WA)PTY LTD		485.10
19/08/2021	\$APINVCE	NV248614	PRECISIONTECH (WA)PTY LTD	Split Lift Surface Plate to Mount Portab	485.10
Cheque/EFT FNumber 217788			CENTRAL CITY HEALTH PROFESSIONALS		1,349.30
19/08/2021	\$APINVCE	0093301	CENTRAL CITY HEALTH PROFESSIONALS	Parking Podiatry 21/22	183.00
19/08/2021	\$APINVCE	0093304	CENTRAL CITY HEALTH PROFESSIONALS	Parking Podiatry 21/22	210.00
19/08/2021	\$APINVCE	0093210	CENTRAL CITY HEALTH PROFESSIONALS	Parking Podiatry 21/22	152.00
19/08/2021	\$APINVCE	0093232	CENTRAL CITY HEALTH PROFESSIONALS	Parking Podiatry 21/22	152.00
19/08/2021	\$APINVCE	0093137	CENTRAL CITY HEALTH PROFESSIONALS	Parking Podiatry 21/22	152.00
19/08/2021	\$APINVCE	0093424	CENTRAL CITY HEALTH PROFESSIONALS	Parking Podiatry 21/22	175.00
19/08/2021	\$APINVCE	0093458	CENTRAL CITY HEALTH PROFESSIONALS	Parking Podiatry 21/22	152.00
19/08/2021	\$APINVCE	0093669	CENTRAL CITY HEALTH PROFESSIONALS	CPP Operations - Footcare	173.30
Cheque/EFT FNumber 217789			SMART WASTE SOLUTIONS AUSTRALIA PTY LTD		202.95
19/08/2021	\$APINVCE	21632	SMART WASTE SOLUTIONS AUSTRALIA PTY LTD	REGAL PLACE - COMPACTOR REPAIRS	202.95
Cheque/EFT FNumber 217790			BATTERIES PLUS		198.00
19/08/2021	\$APINVCE	656162	BATTERIES PLUS	New Battery for Small Street Sweeper	198.00
Cheque/EFT FNumber 217791			SENSEI PRODUCTIVITY PTY LTD T/AS SENSEI PROJECT SOLUTIONS		41,360.00
19/08/2021	\$APINVCE	4562	SENSEI PRODUCTIVITY PTY LTD T/AS SENSEI PROJECT SOLUTIONS	Sensei Client Care Annual Subscription R	41,360.00
Cheque/EFT FNumber 217792			LENARA NOMINEES PTY LTD T/AS PERTH NEWS DELIVERY		47.50
19/08/2021	\$APINVCE	31433	LENARA NOMINEES PTY LTD T/AS PERTH NEWS DELIVERY	Newspaper Delivery for rates	47.50
Cheque/EFT FNumber 217793			DRY CLEANING EXPRESS PTY LTD T/AS DRYCLEAN & LAUNDRY EXPRESS		130.90
19/08/2021	\$APINVCE	2318	DRY CLEANING EXPRESS PTY LTD T/AS DRYCLEAN & LAUNDRY EXPRESS	L Surveillance Dry Cleaning 21-22 FY	9.90
19/08/2021	\$APINVCE	2292	DRY CLEANING EXPRESS PTY LTD T/AS DRYCLEAN & LAUNDRY EXPRESS	L Rangers Dry Cleaning 21-22 FY	39.60
19/08/2021	\$APINVCE	2294	DRY CLEANING EXPRESS PTY LTD T/AS DRYCLEAN & LAUNDRY EXPRESS	L COP catering Laundry	40.70
19/08/2021	\$APINVCE	2313	DRY CLEANING EXPRESS PTY LTD T/AS DRYCLEAN & LAUNDRY EXPRESS	L CPP Operations Dry Cleaning	40.70
Cheque/EFT FNumber 217794			HUNTER COMMUNICATIONS PTY LTD		5,486.03
19/08/2021	\$APINVCE	INV-1723	HUNTER COMMUNICATIONS PTY LTD	Transform Perth project	5,486.03
Cheque/EFT FNumber 217795			TSTEE GREEN F/TRUST & TSTEE HOOD F/TRUST T/A OFFICE MILK SUP		643.88
19/08/2021	\$APINVCE	300	TSTEE GREEN F/TRUST & TSTEE HOOD F/TRUST T/A OFFICE MILK SUP	CLG Hub milk supplies for 2021-22	242.60
19/08/2021	\$APINVCE	220	TSTEE GREEN F/TRUST & TSTEE HOOD F/TRUST T/A OFFICE MILK SUP	CCPP Operations Milk	274.56
19/08/2021	\$APINVCE	304	TSTEE GREEN F/TRUST & TSTEE HOOD F/TRUST T/A OFFICE MILK SUP	C Standing order for Level 2 milk supplies	63.36
19/08/2021	\$APINVCE	306	TSTEE GREEN F/TRUST & TSTEE HOOD F/TRUST T/A OFFICE MILK SUP	City Kiosk Milk Supply	21.12
19/08/2021	\$APINVCE	363	TSTEE GREEN F/TRUST & TSTEE HOOD F/TRUST T/A OFFICE MILK SUP	C Milk supply for Citiplace Rest Centre	42.24
Cheque/EFT FNumber 217796			INTEGRITY MANAGEMENT SOLUTIONS PTY LTD		29,700.00
19/08/2021	\$APINVCE	INV-0152	INTEGRITY MANAGEMENT SOLUTIONS PTY LTD	Complete Package Deal 150 licences minim	29,700.00
Cheque/EFT FNumber 217797			DULUXGROUP(AUSTRALIA)PTY LTD T/AS DULUX AUSTRALIA		515.61
19/08/2021	\$APINVCE	489828948	DULUXGROUP(AUSTRALIA)PTY LTD T/AS DULUX AUSTRALIA	Paint and Hardware Supplies for Use in G	166.66
19/08/2021	\$APINVCE	489870118	DULUXGROUP(AUSTRALIA)PTY LTD T/AS DULUX AUSTRALIA	Paint and Hardware Supplies for Use in G	348.95
Cheque/EFT FNumber 217798			THE TRUSTEE FOR THE D & J ROSE FAMILY TRUST T/A POOLEGRAVE POOLGRAVE SIGNS & ENG		231.00
19/08/2021	\$APINVCE	00019012	THE TRUSTEE FOR THE D & J ROSE FAMILY TRUST T/A POOLEGRAVE POOLGRAVE SIGNS & ENG	Desk Name Plates and Freight - COP Staff	231.00
Cheque/EFT FNumber 217799			GPC Asia Pacific Pty Ltd T/AS NAPA		1,359.87
19/08/2021	\$APINVCE	1870093365	GPC Asia Pacific Pty Ltd T/AS NAPA	Hydraulic Filter for Annual Servicing on	245.00
19/08/2021	\$APINVCE	1870093368	GPC Asia Pacific Pty Ltd T/AS NAPA	Service Filters - Dash Cam for New WAC U	673.75
19/08/2021	\$APINVCE	1870093862	GPC Asia Pacific Pty Ltd T/AS NAPA	Service Filters - Dash Cam for New WAC U	217.80
19/08/2021	\$APINVCE	1970013429	GPC Asia Pacific Pty Ltd T/AS NAPA	Distilled Water 20lt drums for Depot W/S	104.24
19/08/2021	\$APINVCE	1870096099	GPC Asia Pacific Pty Ltd T/AS NAPA	Replacement Fuel Cap for Rangers Ute	119.08
Cheque/EFT FNumber 217800			J.H. FLUID TRANSFER SOLUTIONS PTY LTD T/AS PIRTEK MALAGA		428.86
19/08/2021	\$APINVCE	ML-T00042508	J.H. FLUID TRANSFER SOLUTIONS PTY LTD T/AS PIRTEK MALAGA	Repair to Blown Hydraulic Hoses on High	266.54
19/08/2021	\$APINVCE	ML-T00042509	J.H. FLUID TRANSFER SOLUTIONS PTY LTD T/AS PIRTEK MALAGA	Repair to Blown Hydraulic Hoses on High	162.32
Cheque/EFT FNumber 217801			HERITAGE WAY PTY LTD (DOMUS NURSERY)		2,626.73
19/08/2021	\$APINVCE	154155	HERITAGE WAY PTY LTD (DOMUS NURSERY)	Australian native plants for Riverside D	1,225.59
19/08/2021	\$APINVCE	152551	HERITAGE WAY PTY LTD (DOMUS NURSERY)	City wide plant order as per WAGA e-quot	1,401.14
Cheque/EFT FNumber 217802			MESHED PTY LTD (MESHED IOT INTEGRATORS)		4,532.00
19/08/2021	\$APINVCE	M-0955	MESHED PTY LTD (MESHED IOT INTEGRATORS)	Smart Cities secure LoRa network. Smart	4,532.00
Cheque/EFT FNumber 217803			THE GRIFFITH FAMILY TRUST T/AS SUPERSTOCK SERVICES SUPERSTOCK FOOD SERVICES		422.85
19/08/2021	\$APINVCE	40462763	THE GRIFFITH FAMILY TRUST T/AS SUPERSTOCK SERVICES SUPERSTOCK FOOD SERVICES	Superstock Food Services supply fruit ju	206.28
19/08/2021	\$APINVCE	40462424	THE GRIFFITH FAMILY TRUST T/AS SUPERSTOCK SERVICES SUPERSTOCK FOOD SERVICES	Superstock Food Services supply fruit ju	216.57
Cheque/EFT FNumber 217804			BIG ISSUE IN AUSTRALIA LIMITED T/AS THE BIG ISSUE		1,804.50
19/08/2021	\$APINVCE	00023194	BIG ISSUE IN AUSTRALIA LIMITED T/AS THE BIG ISSUE	The Community Centre sells the Big Issue	1,804.50
Cheque/EFT FNumber 217805			Mission Bay Enterprises Pty Ltd t/as Crush		6,050.00
19/08/2021	\$APINVCE	INV-51710	Mission Bay Enterprises Pty Ltd t/as Crush	Corporate Business Plan - graphic design	3,630.00
19/08/2021	\$APINVCE	INV-51711	Mission Bay Enterprises Pty Ltd t/as Crush	21-229 Workforce Plan graphic design	2,420.00
Cheque/EFT FNumber 217806			Initiative Media Australia Pty Ltd		57,086.61
19/08/2021	\$APINVCE	62436	Initiative Media Australia Pty Ltd	Radio advertisement for the Winter campa	2,678.53
19/08/2021	\$APINVCE	62437	Initiative Media Australia Pty Ltd	Media Booking and Buying for Outdoor Adv	21,144.42
19/08/2021	\$APINVCE	59827	Initiative Media Australia Pty Ltd	Heritage Perth - A4 32 page insert	31,500.56
19/08/2021	\$APINVCE	58522	Initiative Media Australia Pty Ltd	Heritage Perth - 6PR Traffic Sponsorshi	777.48
19/08/2021	\$APINVCE	59826	Initiative Media Australia Pty Ltd	Heritage Perth - 6PR Traffic Sponsorshi	1,059.08
19/08/2021	\$APCREDIT	61856	Initiative Media Australia Pty Ltd	Invoice 59826	73.46
Cheque/EFT FNumber 217807			StarmixHoldings Pty Ltd t/as Image Bollards		874.50
19/08/2021	\$APINVCE	5083	StarmixHoldings Pty Ltd t/as Image Bollards	Supply of 1 x Dugite 114mm x 900mm Stain	874.50
Cheque/EFT FNumber 217808			Stantec Australia Pty Ltd		3,300.00
19/08/2021	\$APINVCE	1870255	Stantec Australia Pty Ltd	Quote VPR 001- For Additional structura	3,300.00



City of Perth

Schedule of Accounts Paid - Municipal Fund

For the Period : 01/08/2021-31/08/2021

Payment Date	Document	Invoice Number	Payee	Payment Details	Payment Amount
Cheque/EFT FNumber 217809					600.00
19/08/2021	\$APINVCE	27072021	Anne Helen Yardley t/as Talking Histories	Quote for oral history interview	600.00
Cheque/EFT FNumber 217810					1,012.00
19/08/2021	\$APINVCE	000159	MARK ERIC BRADLEY T/AS MB PLAY	Replace 2 x Swing Sets at Mardalup Park	1,012.00
Cheque/EFT FNumber 217811					66,000.00
19/08/2021	\$APINVCE	280721	SANDRA LESLEY HILL T/AS Sandra Hill Visual Artist	Balance of Wellington Square Stolen Gene	66,000.00
Cheque/EFT FNumber 217812					1,871.39
19/08/2021	\$APINVCE	XX845520	Tyres 4U Pty Limited	New Tyres for Rubbish Truck and Parks M	1,669.80
19/08/2021	\$APINVCE	XX845524	Tyres 4U Pty Limited	New Tyres for Rubbish Truck and Parks M	201.59
Cheque/EFT FNumber 217813					115,554.10
19/08/2021	\$APINVCE	14932	Western Australian Land Authority	Parking Bay License - Royal Street Car P	115,554.10
Cheque/EFT FNumber 217814					550.00
19/08/2021	\$APINVCE	INV-0012	KT WILSON & LP WOOD	Mural Concept - 110 William Street Retai	550.00
Cheque/EFT FNumber 217815					4,329.50
19/08/2021	\$APINVCE	HPL26335	Hoban Recruitment Pty Ltd	Ken Buck from 4/07/2021 to 26/09/2021	1,982.15
19/08/2021	\$APINVCE	HPL26337	Hoban Recruitment Pty Ltd	Hoban CPO Contractors 2021/2022	2,347.35
Cheque/EFT FNumber 217816					11,399.64
19/08/2021	\$APINVCE	00004707	Aboriginal United Services Pty Ltd	AUS Staffing for CDS Depot	5,901.51
19/08/2021	\$APINVCE	00004748	Aboriginal United Services Pty Ltd	AUS Staffing for CDS Depot	5,498.13
Cheque/EFT FNumber 217817					5,802.50
19/08/2021	\$APINVCE	4633	ASPECT Studios Pty Ltd t/as Urban&Public	Roe St - Wayfinding Signage system revie	5,802.50
Cheque/EFT FNumber 217818					20,134.40
19/08/2021	\$APINVCE	821376533	KPMG Forensic Pty Ltd	Fraud and Corruption Risk Assessment	20,134.40
Cheque/EFT FNumber 217819					3,527.70
19/08/2021	\$APINVCE	804256	The Trustee for The Futuristic Trust t/as Atlas Doors	Supply and install roller shutter at Abe	3,527.70
Cheque/EFT FNumber 217820					55,583.00
19/08/2021	\$APINVCE	00006763	Benerin (2004) Pty Ltd t/as Benerin Electrical Services	Benerin (2004) Pty Ltd t/as Benerin Electrical Service: ONLY FOR ITEMS 1 & 2 of Quote: CM Ref: 9	55,583.00
Cheque/EFT FNumber 217821					150.00
19/08/2021	\$APINVCE	10179	World Sharing Pty Ltd	Tuesday Morning Show 27 July Maree Laffa	150.00
Cheque/EFT FNumber 217822					15,757.50
19/08/2021	\$APINVCE	00000423	Star Shadow Media Pty Ltd t/as The KP Collective	Events Strategy Implementation Consultan	15,757.50
Cheque/EFT FNumber 217823					335.30
19/08/2021	\$APINVCE	301443	FreshExchange Pty Ltd	Fresh fruit and vegetables for Community	76.92
19/08/2021	\$APINVCE	301809	FreshExchange Pty Ltd	Fresh fruit and vegetables for Community	128.60
19/08/2021	\$APINVCE	301677	FreshExchange Pty Ltd	Fresh fruit and vegetables for Community	61.86
19/08/2021	\$APINVCE	301554	FreshExchange Pty Ltd	Fresh fruit and vegetables for Community	67.92
Cheque/EFT FNumber 217824					34,819.40
19/08/2021	\$APINVCE	IN-004017.00	Cadgroup Australia Pty Ltd	AUTODESK SOFTWARE RENEWAL	34,819.40
Cheque/EFT FNumber 217825					6,107.75
19/08/2021	\$APINVCE	BWAI48331	Bladon Wa P/L	500 x recycled cardboard pens	335.50
19/08/2021	\$APINVCE	BWAI48330	Bladon Wa P/L	Bladon were able to provide a wider rang	2,593.25
19/08/2021	\$APINVCE	BWAI48336	Bladon Wa P/L	Tote/calico (cotton) bags x 1000	2,464.00
19/08/2021	\$APINVCE	BWAI48335	Bladon Wa P/L	250 x reusable cutlery with hard case	715.00
Cheque/EFT FNumber 217826					3,808.23
19/08/2021	\$APINVCE	00151446	BLUE COLLAR PEOPLE	Labour Hire Nightshift WE 1/8/21	1,417.59
19/08/2021	\$APINVCE	00151447	BLUE COLLAR PEOPLE	WAC Dayshift Blue Collar Labour Costs -	281.56
19/08/2021	\$APINVCE	00151385	BLUE COLLAR PEOPLE	WAC Dayshift Blue Collar Labour Costs -	2,109.08
Cheque/EFT FNumber 217827					129.62
19/08/2021	\$APINVCE	142300	Blyth Enterprises Pty Ltd	Replacement Snorkel Wheel Brackets for 3	129.62
Cheque/EFT FNumber 217828					94.99
19/08/2021	\$APINVCE	4028968686	Boc Gases Australia Ltd	Hire Of Gases Bottles for Depot	94.99
Cheque/EFT FNumber 217829					1,285.63
19/08/2021	\$APINVCE	A01000020688	BG & E PTY LTD	Emergency property inspection following	1,285.63
Cheque/EFT FNumber 217830					255.82
19/08/2021	\$APINVCE	2443/01551089	BUNNINGS BUILDING SUPPLIES P/L	Ranger stores and materials	47.89
19/08/2021	\$APINVCE	2010/01634963	BUNNINGS BUILDING SUPPLIES P/L	WAC Yearly Bunnings Blanket Order Hardw	207.93
Cheque/EFT FNumber 217831					240.00
19/08/2021	\$APINVCE	60068288	CAPITAL APPLIANCES PTY LTD T/AS CITY RETRAVISION	CAPITAL APPLIANCES PTY LTD T/AS CITY RETRAVISIOISHARP 34L MICROWAVE R350EW - Q6129011860	240.00
Cheque/EFT FNumber 217832					400.00
19/08/2021	\$HRPAYJNL	EF 13/08/2021	CFMEU MINING & ENERGY DIVISION	CFMEU	360.00
19/08/2021	\$HRPAYJNL	F 13/08/2021	CFMEU MINING & ENERGY DIVISION	CFMEU	40.00
Cheque/EFT FNumber 217833					2,142.70
19/08/2021	\$HRPAYJNL	EF 13/08/2021	Child Support Agency	ATO Child Support Agency	1,149.99
19/08/2021	\$HRPAYJNL	F 13/08/2021	Child Support Agency	ATO Child Support Agency	992.71
Cheque/EFT FNumber 217834					756.00
19/08/2021	\$HRPAYJNL	EF 13/08/2021	CITY OF PERTH STAFF SOCIAL CLUB	Social Club	49.00
19/08/2021	\$HRPAYJNL	F 13/08/2021	CITY OF PERTH STAFF SOCIAL CLUB	Social Club	14.00
19/08/2021	\$HRPAYJNL	F 13/08/2021	CITY OF PERTH STAFF SOCIAL CLUB	Social Club	693.00
Cheque/EFT FNumber 217835					8,511.59
19/08/2021	\$APINVCE	INV-34565	CLASSIC TREE SERVICES	Street Tree Pruning, Removal and Arboric	932.47
19/08/2021	\$APINVCE	INV-34589	CLASSIC TREE SERVICES	Street Tree Pruning, Removal and Arboric	438.48
19/08/2021	\$APINVCE	INV-34585	CLASSIC TREE SERVICES	Street Tree Pruning, Removal and Arboric	5,009.27
19/08/2021	\$APINVCE	INV-34590	CLASSIC TREE SERVICES	Street Tree Pruning, Removal and Arboric	2,131.37
Cheque/EFT FNumber 217836					873.56
19/08/2021	\$APINVCE	BL579227	DARDANUP BUTCHERING UNIT TRUST T/AS DARDAN Dardanup. Supply and deliver meat and me		306.88
19/08/2021	\$APINVCE	BL579256	DARDANUP BUTCHERING UNIT TRUST T/AS DARDAN Dardanup. Supply and deliver meat and me		170.61
19/08/2021	\$APINVCE	BL579383	DARDANUP BUTCHERING UNIT TRUST T/AS DARDAN Dardanup. Supply and deliver meat and me		18.00
19/08/2021	\$APINVCE	BL579995	DARDANUP BUTCHERING UNIT TRUST T/AS DARDAN Dardanup. Supply and deliver meat and me		523.23
19/08/2021	\$APCREDIT	CN555144	DARDANUP BUTCHERING UNIT TRUST T/AS DARDAN Invoice BL555144		145.16
Cheque/EFT FNumber 217837					5,925.00
FAAC AUSTRALIA T/AS HUB PARKING TECHNOLOGY					



City of Perth

Schedule of Accounts Paid - Municipal Fund

For the Period : 01/08/2021-31/08/2021

Payment Date	Document	Invoice Number	Payee	Payment Details	Payment Amount
19/08/2021	\$APINVCE	24559	FAAC AUSTRALIA T/AS HUB PARKING TECHNOLOGY	Datapark SLA 21/22	5,925.00
Cheque/EFT FNumber 217838					607.25
19/08/2021	\$APINVCE	1115065-10000427	LANDGATE	Landgate Enquiries 2021/2022	607.25
Cheque/EFT FNumber 217839					15,924.06
19/08/2021	\$APINVCE	28654	ELLENBY TREE FARM	10522 Urban Forest Infill Program Purcha	2,042.06
19/08/2021	\$APINVCE	28637	ELLENBY TREE FARM	Purchase 188 x 35ltr Melaleuca sp. tree	13,882.00
Cheque/EFT FNumber 217840					48.31
19/08/2021	\$APINVCE	11014803	FARINOSI & SONS PTY LTD	Eyebolt 100x14mm Galv PK2 Turnbuckle ho	13.76
19/08/2021	\$APINVCE	11014993	FARINOSI & SONS PTY LTD	VARIOUS SITES - SUPPLY OF MINOR HARDWARE	12.80
19/08/2021	\$APINVCE	11015091	FARINOSI & SONS PTY LTD	VARIOUS SITES - SUPPLY OF MINOR HARDWARE	21.75
Cheque/EFT FNumber 217841					41,408.14
19/08/2021	\$APINVCE	RI11106229	GALLERIA MOTORS PTY LTD T/AS GALLERIA TOYOTA	Licensing fee for replacement vehicle as	633.60
19/08/2021	\$APINVCE	RI11106228	GALLERIA MOTORS PTY LTD T/AS GALLERIA TOYOTA	Procuring 4 irrigation utilities as per	40,774.54
Cheque/EFT FNumber 217842					631.00
19/08/2021	\$APINVCE	135718	STRATAGREEN	55lt 12volt spray tank	631.00
Cheque/EFT FNumber 217843					44,445.98
19/08/2021	\$APINVCE	50214996	HAYS PERSONNEL SERVICES (AUST) PTY LTD	Period of 4/07/2021 to the 26/07/2021	5,612.45
19/08/2021	\$APINVCE	50214995	HAYS PERSONNEL SERVICES (AUST) PTY LTD	Period of 4/07/2021 to the 26/07/2021	9,795.40
19/08/2021	\$APINVCE	50215003	HAYS PERSONNEL SERVICES (AUST) PTY LTD	Hays WAC Dayshift Contractors Year 2021	1,362.66
19/08/2021	\$APINVCE	50215002	HAYS PERSONNEL SERVICES (AUST) PTY LTD	Hays WAC Dayshift Contractors	635.82
19/08/2021	\$APINVCE	50214994	HAYS PERSONNEL SERVICES (AUST) PTY LTD	Period of 4/07/2021 to the 26/07/2021	1,117.25
19/08/2021	\$APINVCE	50214991	HAYS PERSONNEL SERVICES (AUST) PTY LTD	Hays recruitment - temp personnel for wa	3,531.96
19/08/2021	\$APINVCE	50214997	HAYS PERSONNEL SERVICES (AUST) PTY LTD	Annette Caszo - Project Officer: 12 week	8,372.64
19/08/2021	\$APINVCE	50214998	HAYS PERSONNEL SERVICES (AUST) PTY LTD	Grace Carr, Corporate Communications Con	10,051.01
19/08/2021	\$APINVCE	50215001	HAYS PERSONNEL SERVICES (AUST) PTY LTD	Hays WAC Dayshift Contractors 19/07/21 t	3,966.79
Cheque/EFT FNumber 217844					226.10
19/08/2021	\$HRPAYJNL	F 13/08/2021	Health Insurance Fund Of Wa	Health Insurance Fund	226.10
Cheque/EFT FNumber 217845					388.71
19/08/2021	\$HRPAYJNL	EF 13/08/2021	HOSPITAL BENEFIT FUND OF WA	Hospital Benefit Fund	265.75
19/08/2021	\$HRPAYJNL	F 13/08/2021	HOSPITAL BENEFIT FUND OF WA	Hospital Benefit Fund	122.96
Cheque/EFT FNumber 217846					416,530.40
19/08/2021	\$APINVCE	0041169	JONES LANG LASALLE (WA)PTY LTD	ISPT- Forrest Chase - FY21/22 City of Pe	416,530.40
Cheque/EFT FNumber 217847					340.00
19/08/2021	\$APINVCE	6658	LGPA	Planning training - Incentivising Qualit	340.00
Cheque/EFT FNumber 217848					930.96
19/08/2021	\$APINVCE	39808	MARKETFORCE LTD	Statutory Advertising - Tenders 2021/22	342.69
19/08/2021	\$APINVCE	39807	MARKETFORCE LTD	Statutory Advertising - Tenders 2021/22	588.27
Cheque/EFT FNumber 217849					32,208.09
19/08/2021	\$APINVCE	SINV-043982	MINDARIE REGIONAL COUNCIL	MRC Member Council Admin Fee 2021/22 Lan	32,208.09
Cheque/EFT FNumber 217850					1,209.52
19/08/2021	\$HRPAYJNL	EF 13/08/2021	LGRCEU	LGRCEU	1,045.52
19/08/2021	\$HRPAYJNL	F 13/08/2021	LGRCEU	LGRCEU	164.00
Cheque/EFT FNumber 217851					149.09
19/08/2021	\$APINVCE	10125815	SMC Corporation (Australia) Pty Ltd	Air Rams for Road Sweeper Brush Arms - B	149.09
Cheque/EFT FNumber 217852					800.40
19/08/2021	\$APINVCE	2390	NOVA NEWSAGENCY	Purchase of Magazines & Newspapers for l	800.40
Cheque/EFT FNumber 217853					165.00
19/08/2021	\$APINVCE	W17729	PARKS & LEISURE AUSTRALIA	L&D JLowen, TUD Parks and Environment pr	165.00
Cheque/EFT FNumber 217854					2,490.00
19/08/2021	\$APINVCE	129792	PLANNING INSTITUTE OF AUSTRALIA	PLANNING CONFERENCE-24 SEPTEMBER 2021-DG	2,490.00
Cheque/EFT FNumber 217855					11,092.50
19/08/2021	\$APINVCE	145250	THE ROYAL LIFE SAVING SOCIETY WA INC	VARIOUS SITES -WATER FEATURE PLANNED MAI	5,418.71
19/08/2021	\$APINVCE	145251	THE ROYAL LIFE SAVING SOCIETY WA INC	VARIOUS SITES -WATER FEATURE PLANNED MAI	3,042.94
19/08/2021	\$APINVCE	145252	THE ROYAL LIFE SAVING SOCIETY WA INC	VARIOUS SITES -WATER FEATURE PLANNED MAI	2,630.85
Cheque/EFT FNumber 217856					1,638.95
19/08/2021	\$APINVCE	11886108	RSEA PTY LTD	Wet weather Gear for Stores	28.00
19/08/2021	\$APINVCE	11895192	RSEA PTY LTD	Supply of Safety boots Vasko Velikicevsk	151.80
19/08/2021	\$APINVCE	11880102	RSEA PTY LTD	Stores Stock	1,313.40
19/08/2021	\$APINVCE	11902703	RSEA PTY LTD	5 pairs of wet weather pants, 1 x 8271 Y	116.60
19/08/2021	\$APINVCE	11833556	RSEA PTY LTD	Rain Jacket Replacement - Steve Miller	90.75
19/08/2021	\$APCREDIT	11718008	RSEA PTY LTD	Invoice 10837983	61.60
Cheque/EFT FNumber 217857					120.00
19/08/2021	\$APINVCE	FAINV00865229	St John Ambulance Australia	Provide First Aid - Parking Services	120.00
Cheque/EFT FNumber 217858					88.12
19/08/2021	\$APINVCE	4681945038	TELSTRA	DATA CHARGES FOR 16 JULY TO 15 AUG	88.12
Cheque/EFT FNumber 217859					62.70
19/08/2021	\$APINVCE	CD-3159395	WATERLOGIC AUSTRALIA PTY LTD	Waterlogic supply and maintain our water	62.70
Cheque/EFT FNumber 217860					104.00
19/08/2021	\$APINVCE	2021041692A	Toolmart Australia Pty Ltd	Reversal of credit 2021041692	104.00
Cheque/EFT FNumber 217861					561.59
19/08/2021	\$APINVCE	411631373	TOTAL EDEN PTY LTD T/AS Nutrien Water	Lay flat hose and fittings for the retic	561.59
Cheque/EFT FNumber 217862					1,125.90
19/08/2021	\$APINVCE	103131 #7	T QUIP	Replacement Gas Strut + Ball Joints for	59.80
19/08/2021	\$APINVCE	103122	T QUIP	Supply of Parts + Labour to Repair Depot	1,066.10
Cheque/EFT FNumber 217863					1,397.31
19/08/2021	\$APINVCE	INV-3455	TURF CARE WA PTY LTD	Glyphosate Application to Winthrop Ave a	1,397.31
Cheque/EFT FNumber 217864					752.84
19/08/2021	\$APINVCE	00412611	ULTIMO CATERING & EVENTS PTY LTD	Ultimo catering - COP catering supplies	85.25
19/08/2021	\$APINVCE	00412612	ULTIMO CATERING & EVENTS PTY LTD	Ultimo catering - COP catering supplies	216.37
19/08/2021	\$APINVCE	00412613	ULTIMO CATERING & EVENTS PTY LTD	Ultimo catering - COP catering supplies	320.98



City of Perth

Schedule of Accounts Paid - Municipal Fund

For the Period : 01/08/2021-31/08/2021

Payment Date	Document	Invoice Number	Payee	Payment Details	Payment Amount
19/08/2021	\$APINVCE	00411892	ULTIMO CATERING & EVENTS PTY LTD	COP Catering Supplies	130.24
Cheque/EFT FNumber 217865					129.51
19/08/2021	\$APINVCE	52107	UES (INT'L) PTY LTD T/AS UES INTERNATIONAL	Rear Door Seal For Hino Rubbish Truck Co	129.51
Cheque/EFT FNumber 217866					788.62
19/08/2021	\$APINVCE	00012714	W.C. CONVENIENCE MANAGEMENT PTY LTD	Supply, Install And Maintain Unisex Auto	788.62
Cheque/EFT FNumber 217867					158.82
19/08/2021	\$APINVCE	C3012513	WEST AUSTRALIAN LOCAL GOVERNMENT ASSOC ASS REFUND CREDIT PICKED UP TWICE IN ERROR		158.82
Cheque/EFT FNumber 217868					1,331.00
19/08/2021	\$APINVCE	SIN011777	WH LOCATIONS SERVICES PTY LTD	Underground Location Services Q 7561	1,331.00
Cheque/EFT FNumber 217869					920.00
19/08/2021	\$APINVCE	2019/1019	BRAJKOVICH DEMOLITION & SALVAGE WA PTY L	RFD-469-471 MURRAY ST/39-47 MILLIGAN ST	920.00
Cheque/EFT FNumber 217870					1,750.00
19/08/2021	\$APINVCE	10082021	FIRESAFE SERVICE & MAINTENANCE	RFD PAYMENT -PARKING CARD ACCOUNT	1,750.00
Cheque/EFT FNumber 217871					120.00
19/08/2021	\$APINVCE	09102020JS	JOHN & KELLY SVENSSON	HEALTHY LIFESTYLE -J SVENSSON	120.00
Cheque/EFT FNumber 217872					10.00
19/08/2021	\$APINVCE	2761560	TIMOTHY YAO	RFD INCORRECT AMOUNT PAID	10.00
Cheque/EFT FNumber 217873					70,962.95
19/08/2021	\$APINVCE	2573074	GRAND HOTEL MANAGEMENT PTY LTD	RFD PARKS BOND-12 TERRACE RD	70,962.95
Cheque/EFT FNumber 217874					633.69
19/08/2021	\$APINVCE	5034723	CASTOR POLLUX AUSTRALIA	RFD OVERPAYMENT-DR 503472 3	633.69
Cheque/EFT FNumber 217875					20.00
19/08/2021	\$APINVCE	12082021	VANESSA TAYLOR	RFD PARKING - JUN 2021 LOCKDOWN	20.00
Cheque/EFT FNumber 217876					41.82
19/08/2021	\$APINVCE	13082021	WANDI TANGWILL	RFD COVID LOCKDOWN 29/6-2/7/21	41.82
Cheque/EFT FNumber 217878					105.31
19/08/2021	\$APINVCE	12082021AT	ALEX TASESKI	FOOTCARE MAINTENANCE- A TASESKI	105.31
Cheque/EFT FNumber 217879					79.95
19/08/2021	\$APINVCE	12082021BD	BRIAN DSOUZA	FOOTCARE MAINTENANCE- B DSOUZA	79.95
Cheque/EFT FNumber 217880					149.95
19/08/2021	\$APINVCE	13082021MS	MARTIN SALLABANK	FOOTCARE MAINTENANCE-M SALLABANK	149.95
Cheque/EFT FNumber 217882					100.00
19/08/2021	\$APINVCE	18082021	Albert McNamara	ROE STREET PROJECT WETLANDS SIGN	100.00
Cheque/EFT FNumber 217883					1,200.00
19/08/2021	\$APINVCE	INV-1753	The Trustee for The Yellowstone Unit Trust t/as West Restricted PM Reg C Eustasie City of Per		1,200.00
Cheque/EFT FNumber 217886					164,091.00
19/08/2021	\$APINVCE	4651259612	DEPUTY COMMISSIONER OF TAXATION (BAS)	BAS RETURN - JULY 2021	164,091.00
Cheque/EFT FNumber 217891					205.48
26/08/2021	\$APINVCE	13918823A	OFFICEWORKS BUSINESS DIRECT	COVID-19 Event Consumables and Sanitizat	149.28
26/08/2021	\$APINVCE	13916096A	OFFICEWORKS BUSINESS DIRECT	COVID-19 Event Consumables and Sanitizat	56.20
Cheque/EFT FNumber 217892					4,695.55
26/08/2021	\$APINVCE	01069563	CT15 PTY LTD	Cash Collection from Car park and Ticket	4,695.55
Cheque/EFT FNumber 217893					723,750.76
26/08/2021	\$APINVCE	8127	STILES ELECTRICAL SERVICES	WALGA QUOTATION VP211279 – ELECTRICAL LI	308,318.82
26/08/2021	\$APINVCE	8126	STILES ELECTRICAL SERVICES	WALGA QUOTATION VP211279 – ELECTRICAL LI	415,431.94
Cheque/EFT FNumber 217894					25.00
26/08/2021	\$APINVCE	EDA27696	ECONOMIC DEVELOPMENT AUSTRALIA	Event attendance - EDA - The Impacts of	25.00
Cheque/EFT FNumber 217895					1,877.55
26/08/2021	\$APINVCE	I53147447.PER	BIDFOOD WA PTY LTD	Food and beverages for Community Centre	170.24
26/08/2021	\$APINVCE	I53147446.PER	BIDFOOD WA PTY LTD	Food and beverages for Community Centre	827.05
26/08/2021	\$APINVCE	I53157123.PER	BIDFOOD WA PTY LTD	Food and beverages for Community Centre	354.19
26/08/2021	\$APINVCE	I53166225.PER	BIDFOOD WA PTY LTD	Food and beverages for Community Centre	526.07
Cheque/EFT FNumber 217896					42,391.80
26/08/2021	\$APINVCE	RI21104643	CITY TOYOTA	Procure the replacement graffiti van as	41,950.00
26/08/2021	\$APINVCE	RI21104644	CITY TOYOTA	Licensing and registration costs for a r	441.80
Cheque/EFT FNumber 217897					53.08
26/08/2021	\$APINVCE	61768500	TNT	courier services for spare parts deliver	53.08
Cheque/EFT FNumber 217898					4,950.00
26/08/2021	\$APINVCE	00148890	ADVANCED TRAFFIC MANAGEMENT	Traffic Management Sherwood Court	2,462.90
26/08/2021	\$APINVCE	00148812	ADVANCED TRAFFIC MANAGEMENT	Provide Traffic Management	2,358.40
26/08/2021	\$APINVCE	00148209	ADVANCED TRAFFIC MANAGEMENT	Temporary traffic management required on	211.20
26/08/2021	\$APCREDIT	00148082	ADVANCED TRAFFIC MANAGEMENT	Invoice 00148082	82.50
Cheque/EFT FNumber 217899					979.74
26/08/2021	\$APINVCE	111296	ROSMECH SALES AND SERVICE PTY LTD	24V Coils Required for Road Sweeper Comp	452.33
26/08/2021	\$APINVCE	111427	ROSMECH SALES AND SERVICE PTY LTD	new Hydraulic RAM and Sweeper Arm Shock	527.41
Cheque/EFT FNumber 217900					1,633.50
26/08/2021	\$APINVCE	1407	WATS Management Pty Ltd t/as Austraffic WA	Bicycle tube survey (PSP Old Swan Brewer	1,633.50
Cheque/EFT FNumber 217901					1,759.35
26/08/2021	\$APINVCE	186093643	Higgins Coatings Pty Ltd	Unplanned Graffiti Removal & Painting Se	413.22
26/08/2021	\$APINVCE	186093648	Higgins Coatings Pty Ltd	Unplanned Graffiti Removal & Painting Se	707.73
26/08/2021	\$APINVCE	186093647	Higgins Coatings Pty Ltd	Unplanned Graffiti Removal & Painting Se	638.40
Cheque/EFT FNumber 217902					1,105.50
26/08/2021	\$APINVCE	409721	CLEVERPATCH	Assorted craft materials for School Holi	1,105.50
Cheque/EFT FNumber 217903					179,246.07
26/08/2021	\$APINVCE	299003488	ALINTA SALES PTY LTD	Unit 1, 88 Murray St, Perth	41.40
26/08/2021	\$APINVCE	232004048	ALINTA SALES PTY LTD	595 Hay St, Perth	105.30
26/08/2021	\$APINVCE	382913950	ALINTA SALES PTY LTD	30 Roberts St, Osborne Park	1,193.90
26/08/2021	\$APINVCE	431845470	ALINTA SALES PTY LTD	Lot 478 Riverside Dr, Perth	34.90
26/08/2021	\$APINVCE	70377508	ALINTA SALES PTY LTD	Barrack St, Perth	619.77
26/08/2021	\$APINVCE	70374596	ALINTA SALES PTY LTD	Hay St, Perth	2,760.94



City of Perth

Schedule of Accounts Paid - Municipal Fund

For the Period : 01/08/2021-31/08/2021

Payment Date	Document	Invoice Number	Payee	Payment Details	Payment Amount
26/08/2021	\$APINVCE	70377453	ALINTA SALES PTY LTD	Hay St, Perth	3,078.52
26/08/2021	\$APINVCE	70377183	ALINTA SALES PTY LTD	579 Hay St, Perth	7,191.70
26/08/2021	\$APINVCE	70375729	ALINTA SALES PTY LTD	Victoria Ave, Perth	1,765.74
26/08/2021	\$APINVCE	70374539	ALINTA SALES PTY LTD	Adelaide Tce, Perth	1,097.16
26/08/2021	\$APINVCE	70376901	ALINTA SALES PTY LTD	Adelaide Tce, Perth	940.05
26/08/2021	\$APINVCE	70374547	ALINTA SALES PTY LTD	Unit 16/420 Wellington St, Perth	345.87
26/08/2021	\$APINVCE	70376969	ALINTA SALES PTY LTD	Unit 16/420 Wellington St, Perth	377.79
26/08/2021	\$APINVCE	70374540	ALINTA SALES PTY LTD	Wellington St, West Perth	1,521.45
26/08/2021	\$APINVCE	70377082	ALINTA SALES PTY LTD	Wellington St, West Perth	1,582.53
26/08/2021	\$APINVCE	280001119	ALINTA SALES PTY LTD	Unit 3, 81 Royal St, East Perth	948.85
26/08/2021	\$APINVCE	70377370	ALINTA SALES PTY LTD	Unit A/Murray St, Perth	9,571.84
26/08/2021	\$APINVCE	70377533	ALINTA SALES PTY LTD	Unit CS/Elder St, Perth	7,456.60
26/08/2021	\$APINVCE	70374579	ALINTA SALES PTY LTD	2 Linwood Ct, Osborne Park	3,278.20
26/08/2021	\$APINVCE	70377026	ALINTA SALES PTY LTD	2 Linwood Ct, Osborne Park	3,325.61
26/08/2021	\$APINVCE	70374595	ALINTA SALES PTY LTD	Pier St, Perth	8,557.98
26/08/2021	\$APINVCE	70377438	ALINTA SALES PTY LTD	Pier St, Perth	8,884.28
26/08/2021	\$APINVCE	70374542	ALINTA SALES PTY LTD	68A Roe St, Northbridge	4,714.54
26/08/2021	\$APINVCE	70377289	ALINTA SALES PTY LTD	68A Roe St, Northbridge	4,985.52
26/08/2021	\$APINVCE	70374581	ALINTA SALES PTY LTD	Parker St, Northbridge	828.95
26/08/2021	\$APINVCE	70376972	ALINTA SALES PTY LTD	Parker St, Northbridge	831.20
26/08/2021	\$APINVCE	70377625	ALINTA SALES PTY LTD	85 Francis St, Northbridge	534.05
26/08/2021	\$APINVCE	70374546	ALINTA SALES PTY LTD	8/420 Wellington St, Perth	256.50
26/08/2021	\$APINVCE	70377122	ALINTA SALES PTY LTD	8/420 Wellington St, Perth	263.68
26/08/2021	\$APINVCE	70377347	ALINTA SALES PTY LTD	81 Royal St, East Perth	1,953.20
26/08/2021	\$APINVCE	70377482	ALINTA SALES PTY LTD	Office O/Lake St, Northbridge	1,884.03
26/08/2021	\$APINVCE	70373265	ALINTA SALES PTY LTD	5/420 Wellington St, Perth	2,419.12
26/08/2021	\$APINVCE	70376743	ALINTA SALES PTY LTD	5/420 Wellington St, Perth	2,777.25
26/08/2021	\$APINVCE	70375775	ALINTA SALES PTY LTD	419 Forrest Pl, Perth	12,619.98
26/08/2021	\$APINVCE	70373263	ALINTA SALES PTY LTD	Mounts Bay Rd, Perth	65.67
26/08/2021	\$APINVCE	70377302	ALINTA SALES PTY LTD	Mounts Bay Rd, Perth	67.86
26/08/2021	\$APINVCE	70374578	ALINTA SALES PTY LTD	11 Plain St, East Perth	986.71
26/08/2021	\$APINVCE	70377621	ALINTA SALES PTY LTD	11 Plain St, East Perth	458.68
26/08/2021	\$APINVCE	70377422	ALINTA SALES PTY LTD	27 St Georges Tce, Perth	32,493.29
26/08/2021	\$APINVCE	70377301	ALINTA SALES PTY LTD	Jewell Lane, East Perth	1,029.64
26/08/2021	\$APINVCE	70374541	ALINTA SALES PTY LTD	27 Mayfair St, West Perth	2,202.98
26/08/2021	\$APINVCE	70377046	ALINTA SALES PTY LTD	27 Mayfair St, West Perth	2,481.57
26/08/2021	\$APINVCE	70377008	ALINTA SALES PTY LTD	Unit 13/420 Wellington St, Perth	11,642.97
26/08/2021	\$APINVCE	70374585	ALINTA SALES PTY LTD	Unit B/1 Mounts Bay Rd, Perth	14,595.44
26/08/2021	\$APINVCE	70377231	ALINTA SALES PTY LTD	Unit B/1 Mounts Bay Rd, Perth	14,472.86
Cheque/EFT FNumber 217904 MAJESTIC PLUMBING					2,500.71
26/08/2021	\$APINVCE	241056	MAJESTIC PLUMBING	VARIOUS SITES - UNPLANNED PLUMBING MAINT	87.40
26/08/2021	\$APINVCE	240707	MAJESTIC PLUMBING	VARIOUS SITES - UNPLANNED PLUMBING MAINT	224.07
26/08/2021	\$APINVCE	240726	MAJESTIC PLUMBING	VARIOUS SITES - UNPLANNED PLUMBING MAINT	199.43
26/08/2021	\$APINVCE	240781	MAJESTIC PLUMBING	VARIOUS SITES - UNPLANNED PLUMBING MAINT	87.40
26/08/2021	\$APINVCE	240780	MAJESTIC PLUMBING	VARIOUS SITES - UNPLANNED PLUMBING MAINT	1,815.01
26/08/2021	\$APINVCE	241085	MAJESTIC PLUMBING	VARIOUS SITES - UNPLANNED PLUMBING MAINT	87.40
Cheque/EFT FNumber 217905 ENVIROPATH PTY LTD T/ AS SPOT'S ALL SURFACE CLEANING					1,614.80
26/08/2021	\$APINVCE	3004	ENVIROPATH PTY LTD T/ AS SPOT'S ALL SURFACE CLE	Rubber Skirting Protection For Paver Cle	1,614.80
Cheque/EFT FNumber 217906 ATOM SUPPLY					744.78
26/08/2021	\$APINVCE	P2203408	ATOM SUPPLY	Stores Stock	153.42
26/08/2021	\$APINVCE	P2203834	ATOM SUPPLY	Stores Stock	591.36
Cheque/EFT FNumber 217907 SUNNY INDUSTRIAL BRUSHWARE					917.40
26/08/2021	\$APINVCE	00023769	SUNNY INDUSTRIAL BRUSHWARE	Annual Sweeper Brush Blanket Order for 3	917.40
Cheque/EFT FNumber 217908 UNIVERSAL MEDICAL SUPPLIES					498.81
26/08/2021	\$APINVCE	U0424	UNIVERSAL MEDICAL SUPPLIES	Universal Medical supply all our Podiatr	498.81
Cheque/EFT FNumber 217909 EOS ELECTRICAL					3,773.66
26/08/2021	\$APINVCE	00015072	EOS ELECTRICAL	Electrical maintenance of street lights	67.65
26/08/2021	\$APINVCE	00015119	EOS ELECTRICAL	Electrical maintenance of street lights	384.16
26/08/2021	\$APINVCE	00015148	EOS ELECTRICAL	Electrical maintenance of street lights	67.65
26/08/2021	\$APINVCE	00015216	EOS ELECTRICAL	Electrical maintenance of street lights	86.15
26/08/2021	\$APINVCE	00015202	EOS ELECTRICAL	Electrical maintenance of street lights	240.49
26/08/2021	\$APINVCE	00015217	EOS ELECTRICAL	Electrical maintenance of street lights	111.05
26/08/2021	\$APINVCE	00015221	EOS ELECTRICAL	Electrical maintenance of street lights	150.65
26/08/2021	\$APINVCE	00015121	EOS ELECTRICAL	Electrical maintenance of street lights	747.65
26/08/2021	\$APINVCE	00015112	EOS ELECTRICAL	Electrical maintenance of street lights	611.11
26/08/2021	\$APINVCE	00015106	EOS ELECTRICAL	Electrical maintenance of street lights	1,307.10
Cheque/EFT FNumber 217910 JAMES BENNETT PTY LTD					598.71
26/08/2021	\$APINVCE	PSO414912	JAMES BENNETT PTY LTD	Supply of Adult Fiction & Adult Non-Fict	54.63
26/08/2021	\$APINVCE	PSO431616	JAMES BENNETT PTY LTD	Supply of Adult Fiction & Adult Non-Fict	544.08
Cheque/EFT FNumber 217911 GILMOUR & JOOSTE ELECTRICAL					8,872.59
26/08/2021	\$APINVCE	INV-15160	GILMOUR & JOOSTE ELECTRICAL	VARIOUS SITES - UNPLANNED ELECTRICAL MAI	127.20
26/08/2021	\$APINVCE	INV-15152	GILMOUR & JOOSTE ELECTRICAL	VARIOUS SITES - UNPLANNED ELECTRICAL MAI	220.00
26/08/2021	\$APINVCE	INV-15156	GILMOUR & JOOSTE ELECTRICAL	VARIOUS SITES - UNPLANNED ELECTRICAL MAI	123.60
26/08/2021	\$APINVCE	INV-15151	GILMOUR & JOOSTE ELECTRICAL	VARIOUS SITES - UNPLANNED ELECTRICAL MAI	110.00
26/08/2021	\$APINVCE	INV-15189	GILMOUR & JOOSTE ELECTRICAL	VARIOUS SITES - UNPLANNED ELECTRICAL MAI	389.73
26/08/2021	\$APINVCE	INV-15190	GILMOUR & JOOSTE ELECTRICAL	VARIOUS SITES - UNPLANNED ELECTRICAL MAI	272.47
26/08/2021	\$APINVCE	INV-15153	GILMOUR & JOOSTE ELECTRICAL	Electrical maintenance for street lighti	228.76
26/08/2021	\$APINVCE	INV-15154	GILMOUR & JOOSTE ELECTRICAL	Electrical maintenance for street lighti	228.76
26/08/2021	\$APINVCE	INV-15157	GILMOUR & JOOSTE ELECTRICAL	Electrical maintenance for street lighti	55.00
26/08/2021	\$APINVCE	INV-15158	GILMOUR & JOOSTE ELECTRICAL	Electrical maintenance for street lighti	55.00



City of Perth

Schedule of Accounts Paid - Municipal Fund

For the Period : 01/08/2021-31/08/2021

Payment Date	Document	Invoice Number	Payee	Payment Details	Payment Amount
26/08/2021	\$APINVCE	INV-15178	GILMOUR & JOOSTE ELECTRICAL	Electrical maintenance for street lighti	164.33
26/08/2021	\$APINVCE	INV-15161	GILMOUR & JOOSTE ELECTRICAL	Electrical maintenance for street lighti	161.91
26/08/2021	\$APINVCE	INV-15163	GILMOUR & JOOSTE ELECTRICAL	Electrical maintenance for street lighti	161.91
26/08/2021	\$APINVCE	INV-15164	GILMOUR & JOOSTE ELECTRICAL	Electrical maintenance for street lighti	134.41
26/08/2021	\$APINVCE	INV-15174	GILMOUR & JOOSTE ELECTRICAL	Electrical maintenance for street lighti	164.33
26/08/2021	\$APINVCE	INV-15175	GILMOUR & JOOSTE ELECTRICAL	Electrical maintenance for street lighti	164.33
26/08/2021	\$APINVCE	INV-15176	GILMOUR & JOOSTE ELECTRICAL	Electrical maintenance for street lighti	164.33
26/08/2021	\$APINVCE	INV-15177	GILMOUR & JOOSTE ELECTRICAL	Electrical maintenance for street lighti	164.33
26/08/2021	\$APINVCE	INV-15180	GILMOUR & JOOSTE ELECTRICAL	Electrical maintenance for street lighti	57.42
26/08/2021	\$APINVCE	INV-15179	GILMOUR & JOOSTE ELECTRICAL	Electrical maintenance for street lighti	181.30
26/08/2021	\$APINVCE	INV-15181	GILMOUR & JOOSTE ELECTRICAL	Electrical maintenance for street lighti	57.42
26/08/2021	\$APINVCE	INV-15182	GILMOUR & JOOSTE ELECTRICAL	Electrical maintenance for street lighti	157.95
26/08/2021	\$APINVCE	INV-15165	GILMOUR & JOOSTE ELECTRICAL	Electrical maintenance for street lighti	161.91
26/08/2021	\$APINVCE	INV-15159	GILMOUR & JOOSTE ELECTRICAL	Electrical maintenance for street lighti	112.42
26/08/2021	\$APINVCE	INV-15238	GILMOUR & JOOSTE ELECTRICAL	VARIOUS SITES - UNPLANNED ELECTRICAL MAI	679.32
26/08/2021	\$APINVCE	INV-15338	GILMOUR & JOOSTE ELECTRICAL	VARIOUS SITES - UNPLANNED ELECTRICAL MAI	220.00
26/08/2021	\$APINVCE	INV-15199	GILMOUR & JOOSTE ELECTRICAL	VARIOUS SITES - UNPLANNED ELECTRICAL MAI	407.00
26/08/2021	\$APINVCE	INV-15236	GILMOUR & JOOSTE ELECTRICAL	VARIOUS SITES - UNPLANNED ELECTRICAL MAI	275.00
26/08/2021	\$APINVCE	INV-15235	GILMOUR & JOOSTE ELECTRICAL	VARIOUS SITES - UNPLANNED ELECTRICAL MAI	165.00
26/08/2021	\$APINVCE	INV-15234	GILMOUR & JOOSTE ELECTRICAL	VARIOUS SITES - UNPLANNED ELECTRICAL MAI	370.49
26/08/2021	\$APINVCE	INV-15237	GILMOUR & JOOSTE ELECTRICAL	VARIOUS SITES - UNPLANNED ELECTRICAL MAI	165.00
26/08/2021	\$APINVCE	INV-15276	GILMOUR & JOOSTE ELECTRICAL	VARIOUS SITES - UNPLANNED ELECTRICAL MAI	119.99
26/08/2021	\$APINVCE	INV-15278	GILMOUR & JOOSTE ELECTRICAL	VARIOUS SITES - UNPLANNED ELECTRICAL MAI	110.00
26/08/2021	\$APINVCE	INV-15277	GILMOUR & JOOSTE ELECTRICAL	VARIOUS SITES - UNPLANNED ELECTRICAL MAI	303.93
26/08/2021	\$APINVCE	INV-15239	GILMOUR & JOOSTE ELECTRICAL	VARIOUS SITES - UNPLANNED ELECTRICAL MAI	119.99
26/08/2021	\$APINVCE	INV-15216	GILMOUR & JOOSTE ELECTRICAL	Electrical maintenance for street lighti	55.00
26/08/2021	\$APINVCE	INV-15217	GILMOUR & JOOSTE ELECTRICAL	Electrical maintenance for street lighti	55.00
26/08/2021	\$APINVCE	INV-15218	GILMOUR & JOOSTE ELECTRICAL	Electrical maintenance for street lighti	898.32
26/08/2021	\$APINVCE	INV-15219	GILMOUR & JOOSTE ELECTRICAL	Electrical maintenance for street lighti	55.00
26/08/2021	\$APINVCE	INV-15256	GILMOUR & JOOSTE ELECTRICAL	Electrical maintenance for street lighti	275.00
26/08/2021	\$APINVCE	INV-15257	GILMOUR & JOOSTE ELECTRICAL	Electrical maintenance for street lighti	164.33
26/08/2021	\$APINVCE	INV-14905	GILMOUR & JOOSTE ELECTRICAL	VARIOUS SITES - UNPLANNED ELECTRICAL MAI	209.20
26/08/2021	\$APINVCE	INV-15275	GILMOUR & JOOSTE ELECTRICAL	VARIOUS SITES - UNPLANNED ELECTRICAL MAI	110.00
26/08/2021	\$APINVCE	INV-15155	GILMOUR & JOOSTE ELECTRICAL	Electrical maintenance for street lighti	296.20
Cheque/EFT FNumber 217912					1,410.59
			IMPERIAL GLASS		
26/08/2021	\$APINVCE	00201976	IMPERIAL GLASS	VARIOUS SITES - UNPLANNED MAINTENANCE 20	1,410.59
Cheque/EFT FNumber 217913					4,097.45
			ALANA HALL		
26/08/2021	\$APINVCE	50A	ALANA HALL	Contract #100249 Alana Hall is a podiatr	4,097.45
Cheque/EFT FNumber 217914					2,555.30
			TECHNICAL SERVICES GROUP		
26/08/2021	\$APINVCE	INV-00002157	TECHNICAL SERVICES GROUP	Public WiFi procurement for 160 Hay St (2,555.30
Cheque/EFT FNumber 217915					363.85
			DAIMLER TRUCKS PERTH		
26/08/2021	\$APINVCE	6229784D	DAIMLER TRUCKS PERTH	Replacement of broken left hand side mir	363.85
Cheque/EFT FNumber 217916					46,069.41
			WINDCAVE PTY LTD T/AS PAYMENT EXPRESS AUSTRALIA PTY LTD		
26/08/2021	\$APINVCE	175953831	WINDCAVE PTY LTD T/AS PAYMENT EXPRESS AUSTR.	Card transaction fee - Windcave Pty Ltd	46,069.41
Cheque/EFT FNumber 217917					78,181.90
			GJK FACILITY SERVICES		
26/08/2021	\$APINVCE	407014	GJK FACILITY SERVICES	Planned Car Park Cleaning for FY21/22 as	78,181.90
Cheque/EFT FNumber 217918					301.40
			GAVIN CHARLES BURGESS		
26/08/2021	\$APINVCE	85A	GAVIN CHARLES BURGESS	Battery, Fluro, printer cartridge and mo	301.40
Cheque/EFT FNumber 217919					2,464.00
			KODAK ALARIS AUSTRALIA PTY LTD		
26/08/2021	\$APINVCE	AUP000006375	KODAK ALARIS AUSTRALIA PTY LTD	Annual service of Records Scanner Level	2,464.00
Cheque/EFT FNumber 217920					6,975.51
			ELECTRICITY GENERATION AND RETAIL CORPORATION		
26/08/2021	\$APINVCE	2057301993	ELECTRICITY GENERATION AND RETAIL CORPORATIO	U 1 110 Wellington St, East Perth	906.32
26/08/2021	\$APINVCE	2057301992	ELECTRICITY GENERATION AND RETAIL CORPORATIO	U 2 110 Wellington St, East Perth	595.32
26/08/2021	\$APINVCE	2005310625	ELECTRICITY GENERATION AND RETAIL CORPORATIO	1326 Hay St, West Perth	116.90
26/08/2021	\$APINVCE	9001497945	ELECTRICITY GENERATION AND RETAIL CORPORATIO	Toilets Hackett Dr Crawley	335.08
26/08/2021	\$APINVCE	2057303504	ELECTRICITY GENERATION AND RETAIL CORPORATIO	Terrace Rd, Perth	58.36
26/08/2021	\$APINVCE	2065301792	ELECTRICITY GENERATION AND RETAIL CORPORATIO	Lot 483 U 2 Terrance Rd, Perth	73.17
26/08/2021	\$APINVCE	2029306263	ELECTRICITY GENERATION AND RETAIL CORPORATIO	U 3 81 Royal St, East Perth	54.43
26/08/2021	\$APINVCE	2065301097	ELECTRICITY GENERATION AND RETAIL CORPORATIO	3 Themla St, West Perth	97.37
26/08/2021	\$APINVCE	2085300404	ELECTRICITY GENERATION AND RETAIL CORPORATIO	4 Royal St, East Perth	465.66
26/08/2021	\$APINVCE	2085300209	ELECTRICITY GENERATION AND RETAIL CORPORATIO	Lot 0 Coolgardie St, West Perth	239.68
26/08/2021	\$APINVCE	2021312638	ELECTRICITY GENERATION AND RETAIL CORPORATIO	Lot 650 Mounts Bay Rd, Kings Park	113.71
26/08/2021	\$APINVCE	2045299029	ELECTRICITY GENERATION AND RETAIL CORPORATIO	Lot 0 Mount St, West Perth	147.11
26/08/2021	\$APINVCE	2013315704	ELECTRICITY GENERATION AND RETAIL CORPORATIO	Colin Place, West Perth	132.79
26/08/2021	\$APINVCE	2065298455	ELECTRICITY GENERATION AND RETAIL CORPORATIO	700 Wellington St, Perth	622.53
26/08/2021	\$APINVCE	2033314180	ELECTRICITY GENERATION AND RETAIL CORPORATIO	Lot 8003 U Cs Wellington St, Perth	457.96
26/08/2021	\$APINVCE	2081300764	ELECTRICITY GENERATION AND RETAIL CORPORATIO	Lot 8000 Telethon Ave, Perth	647.85
26/08/2021	\$APINVCE	2041301871	ELECTRICITY GENERATION AND RETAIL CORPORATIO	Wellington St, West Perth	112.24
26/08/2021	\$APINVCE	2097283317	ELECTRICITY GENERATION AND RETAIL CORPORATIO	700 Wellington St, Perth	974.13
26/08/2021	\$APINVCE	2049307266	ELECTRICITY GENERATION AND RETAIL CORPORATIO	171 St Georges Tce, Perth	508.09
26/08/2021	\$APINVCE	2061297102	ELECTRICITY GENERATION AND RETAIL CORPORATIO	U A 44 Lake St, Northbridge	78.33
26/08/2021	\$APINVCE	2073300935	ELECTRICITY GENERATION AND RETAIL CORPORATIO	U 6 420 Wellington St, Perth	120.44
26/08/2021	\$APINVCE	2025318052	ELECTRICITY GENERATION AND RETAIL CORPORATIO	U A 1 Wingfield Ave, Crawley	118.04
Cheque/EFT FNumber 217921					275.00
			WEST COAST SPRING WATER PTY LTD T/AS AUSSIE NATURAL SPRING W		
26/08/2021	\$APINVCE	1899597	WEST COAST SPRING WATER PTY LTD T/AS AUSSIE N.	Car parks - Drinking water supply and ma	44.00
26/08/2021	\$APINVCE	1899601	WEST COAST SPRING WATER PTY LTD T/AS AUSSIE N.	Car parks - Drinking water supply and ma	132.00
26/08/2021	\$APINVCE	1899602	WEST COAST SPRING WATER PTY LTD T/AS AUSSIE N.	Car Park Drinking Water for September 20	99.00
Cheque/EFT FNumber 217922					355.50
			MOW MASTER TURF EQUIPMENT		
26/08/2021	\$APINVCE	00062129	MOW MASTER TURF EQUIPMENT	General Service and Sharpening of Parks	355.50
Cheque/EFT FNumber 217923					738.16
			MULTI FIX WA		



City of Perth

Schedule of Accounts Paid - Municipal Fund

For the Period : 01/08/2021-31/08/2021

Payment Date	Document	Invoice Number	Payee	Payment Details	Payment Amount
26/08/2021	\$APINVCE	5786854	MULTI FIX WA	Supply of: 10 x chem studs 16mm 4 x dom	655.63
26/08/2021	\$APINVCE	5786853	MULTI FIX WA	Purchase of Screws & Washers Quote Q8089	82.53
Cheque/EFT FNumber 217924 AUSTRALIA POST(677495)					3,809.33
26/08/2021	\$APINVCE	1010792672	AUSTRALIA POST(677495)	Postage charges July 2021	3,809.33
Cheque/EFT FNumber 217925 IBC DIGITAL					3,190.00
26/08/2021	\$APINVCE	16201	IBC DIGITAL	CPP website maintenance and updates	3,190.00
Cheque/EFT FNumber 217926 GEOFFREY BAIN T/AS JUNK REMOVAL					540.00
26/08/2021	\$APINVCE	INV9681	GEOFFREY BAIN T/AS JUNK REMOVAL	City of Perth Elder Street - Car Park Ju	540.00
Cheque/EFT FNumber 217927 BROWNES FOODS OPERATIONS PTY LTD					105.60
26/08/2021	\$APINVCE	16129329	BROWNES FOODS OPERATIONS PTY LTD	Depot Weekly Milk Delivery 1 July 2021 -	105.60
Cheque/EFT FNumber 217928 BEACON EQUIPMENT BENTLEY					1,048.30
26/08/2021	\$APINVCE	60707	BEACON EQUIPMENT BENTLEY	Clutch V-Belt for Parks Gator 4 x 6 Util	1,048.30
Cheque/EFT FNumber 217929 ICONIC PROPERTY SERVICES					5,080.46
26/08/2021	\$APINVCE	PSI015525	ICONIC PROPERTY SERVICES	BATHROOM CONSUMABLES VARIOUS SITES	3,154.11
26/08/2021	\$APINVCE	PSI015524	ICONIC PROPERTY SERVICES	BATHROOM CONSUMABLES VARIOUS SITES	757.35
26/08/2021	\$APINVCE	PSI015556	ICONIC PROPERTY SERVICES	CLEANING AND LOCK UP SERVICES VARIOUS PR	1,169.00
Cheque/EFT FNumber 217930 A E HOSKINS & SONS					5,034.21
26/08/2021	\$APINVCE	453219	A E HOSKINS & SONS	VARIOUS SITES - UNPLANNED MAINTENANCE -	243.71
26/08/2021	\$APINVCE	453218	A E HOSKINS & SONS	VARIOUS SITES - UNPLANNED MAINTENANCE -	439.02
26/08/2021	\$APINVCE	453217	A E HOSKINS & SONS	VARIOUS SITES - UNPLANNED MAINTENANCE -	568.15
26/08/2021	\$APINVCE	453118	A E HOSKINS & SONS	VARIOUS SITES - UNPLANNED MAINTENANCE -	752.77
26/08/2021	\$APINVCE	453358	A E HOSKINS & SONS	VARIOUS SITES - UNPLANNED MAINTENANCE -	237.45
26/08/2021	\$APINVCE	453357	A E HOSKINS & SONS	VARIOUS SITES - UNPLANNED MAINTENANCE -	2,621.32
26/08/2021	\$APINVCE	452302	A E HOSKINS & SONS	VARIOUS SITES - UNPLANNED MAINTENANCE -	171.79
Cheque/EFT FNumber 217931 CHAIN APPLICATIONS PTY LTD T/AS THE RIGGING SHED					364.10
26/08/2021	\$APINVCE	115323	CHAIN APPLICATIONS PTY LTD T/AS THE RIGGING SHI	Reswage Flag Pole Wire Rope	364.10
Cheque/EFT FNumber 217932 NATURAL AREA CONSULTING MANAGEMENT SERVICES					5,121.47
26/08/2021	\$APINVCE	00015925	NATURAL AREA CONSULTING MANAGEMENT SERVIC	NATIONAL TREE DAY 2021 SITE PREPARATIONS	5,217.61
26/08/2021	\$APCREDIT	00015905	NATURAL AREA CONSULTING MANAGEMENT SERVIC	Invoice 00015505	96.14
Cheque/EFT FNumber 217933 MARK REISINGER T/AS MFR AUTOELECTRICS					1,087.85
26/08/2021	\$APINVCE	2329	MARK REISINGER T/AS MFR AUTOELECTRICS	Call Out To Rectify Faults in Rubbish Tr	455.86
26/08/2021	\$APINVCE	2330	MARK REISINGER T/AS MFR AUTOELECTRICS	Call Out To Rectify Faults in Rubbish Tr	218.60
26/08/2021	\$APINVCE	2331	MARK REISINGER T/AS MFR AUTOELECTRICS	Call Out To Rectify Faults in Rubbish Tr	158.46
26/08/2021	\$APINVCE	2332	MARK REISINGER T/AS MFR AUTOELECTRICS	Call Out To Rectify Faults in Rubbish Tr	152.96
26/08/2021	\$APINVCE	2333	MARK REISINGER T/AS MFR AUTOELECTRICS	Call Out To Rectify Faults in Rubbish Tr	101.97
Cheque/EFT FNumber 217934 Mills Corporation Pty Ltd t/as Mills Recruitment					12,100.00
26/08/2021	\$APINVCE	00017215	Mills Corporation Pty Ltd t/as Mills Recruitment	Executive Recruitment Proposal June 2021	12,100.00
Cheque/EFT FNumber 217935 FLEETCARE PTY LTD					27,463.20
26/08/2021	\$APINVCE	683979	FLEETCARE PTY LTD	Fleetcare management services for July -	11,430.25
26/08/2021	\$APINVCE	683980	FLEETCARE PTY LTD	Novated Lease Purchase Order 2021/22	16,032.95
Cheque/EFT FNumber 217936 THE TRUSTEE FOR THE SWIFT FLOW UNIT TRUST					190.25
26/08/2021	\$APINVCE	12441	THE TRUSTEE FOR THE SWIFT FLOW UNIT TRUST	VARIOUS SITES - UNPLANNED PLUMBING MAINT	190.25
Cheque/EFT FNumber 217937 ROWSON'S PLUMBING SERVICES PTY LTD					2,501.10
26/08/2021	\$APINVCE	821016	ROWSON'S PLUMBING SERVICES PTY LTD	VARIOUS SITES - UNPLANNED PLUMBING MAINT	1,705.02
26/08/2021	\$APINVCE	820996	ROWSON'S PLUMBING SERVICES PTY LTD	VARIOUS SITES - UNPLANNED PLUMBING MAINT	248.80
26/08/2021	\$APINVCE	920994	ROWSON'S PLUMBING SERVICES PTY LTD	VARIOUS SITES - UNPLANNED PLUMBING MAINT	243.68
26/08/2021	\$APINVCE	820967	ROWSON'S PLUMBING SERVICES PTY LTD	VARIOUS SITES - UNPLANNED PLUMBING MAINT	303.60
Cheque/EFT FNumber 217938 Leanne Barbara Bray t/as Wild by Nature					550.00
26/08/2021	\$APINVCE	21081103	Leanne Barbara Bray t/as Wild by Nature	Mural concept - 643 Hay st mall	550.00
Cheque/EFT FNumber 217939 NETSTAR AUSTRALIA PL T/AS PINPOINT COMMUNICATIONS PTY LTD					495.00
26/08/2021	\$APINVCE	122436	NETSTAR AUSTRALIA PL T/AS PINPOINT COMMUNIC/	Remove in vehicle monitoring system from	231.00
26/08/2021	\$APINVCE	122399	NETSTAR AUSTRALIA PL T/AS PINPOINT COMMUNIC/	Install in vehicle monitoring system int	264.00
Cheque/EFT FNumber 217940 WINC AUSTRALIA PTY PTD					424.74
26/08/2021	\$APINVCE	9036736484	WINC AUSTRALIA PTY PTD	Citywatch stationary 2021-2022	93.52
26/08/2021	\$APINVCE	9036736692	WINC AUSTRALIA PTY PTD	Catering Supplies and Beverages for Comm	61.57
26/08/2021	\$APINVCE	9036749255	WINC AUSTRALIA PTY PTD	Level 2 Council House, Stationery and pa	37.05
26/08/2021	\$APINVCE	9036771380	WINC AUSTRALIA PTY PTD	Citywatch stationary 2021-2022	58.98
26/08/2021	\$APINVCE	9036692428	WINC AUSTRALIA PTY PTD	ITEMS FOR WYATT BROWN - REST CENTRE UPGR	128.57
26/08/2021	\$APINVCE	9036578329	WINC AUSTRALIA PTY PTD	Catering Supplies and Beverages for Comm	45.05
Cheque/EFT FNumber 217941 AFGRI EQUIPMENT AUSTRALIA PTY LTD T/AS AFGRI EQUIPMENT					80,300.00
26/08/2021	\$APINVCE	12485832	AFGRI EQUIPMENT AUSTRALIA PTY LTD T/AS AFGRI E	Procure a replacement large area mower a	80,300.00
Cheque/EFT FNumber 217942 GEOGRAFIA PTY LTD					33,000.00
26/08/2021	\$APINVCE	INV-1003	GEOGRAFIA PTY LTD	Spendmapp subscription	33,000.00
Cheque/EFT FNumber 217943 A.D COOTE & CO. (SHEETMETAL)PTY LTD					9,457.14
26/08/2021	\$APINVCE	118077	A.D COOTE & CO. (SHEETMETAL)PTY LTD	Supply MFP Items for Royal Street Stage	9,457.14
Cheque/EFT FNumber 217944 TALENT INTERNATIONAL PTY LTD(WA)					1,899.15
26/08/2021	\$APINVCE	841185	TALENT INTERNATIONAL PTY LTD(WA)	Extension - Relief Application Officer	1,899.15
Cheque/EFT FNumber 217945 JOELZ PTY LTD T/AS BAX SERVICES					9,845.00
26/08/2021	\$APINVCE	00000281	JOELZ PTY LTD T/AS BAX SERVICES	Claisebrook Channel Cleaning Service	9,845.00
Cheque/EFT FNumber 217946 WESTERN EDGE LANDSCAPES					294.80
26/08/2021	\$APINVCE	6078	WESTERN EDGE LANDSCAPES	Burt Way Gardens - May 2021 Maintenance	294.80
Cheque/EFT FNumber 217947 GRENSHED PTY LTD T/AS LIVING TURF					2,387.00
26/08/2021	\$APINVCE	71384/01	GRENSHED PTY LTD T/AS LIVING TURF	Supply Turf Seed	2,387.00
Cheque/EFT FNumber 217948 ARI (AUST) PTY LTD T/AS THE WORKERS SHOP					149.00
26/08/2021	\$APINVCE	TWS - 30711	ARI (AUST) PTY LTD T/AS THE WORKERS SHOP	New Balance 4E Safety Shoes MID627U2 Blk	149.00
Cheque/EFT FNumber 217949 BATTERIES PLUS					138.60
26/08/2021	\$APINVCE	656506	BATTERIES PLUS	Battery for high pressure cleaner	138.60
Cheque/EFT FNumber 217950 SPECIALIZED CLEANING GROUP PTY LTD					15,943.48
26/08/2021	\$APINVCE	INV-10263	SPECIALIZED CLEANING GROUP PTY LTD	Planned Car Park Sweeping from July 2021	15,943.48
Cheque/EFT FNumber 217951 UNLIMITED TECHNICAL SOLUTIONS PTY LTD T/AS UNLIMITEDTEC					2,101.00



City of Perth

Schedule of Accounts Paid - Municipal Fund

For the Period : 01/08/2021-31/08/2021

Payment Date	Document	Invoice Number	Payee	Payment Details	Payment Amount
26/08/2021	\$APINVCE	1127	UNLIMITED TECHNICAL SOLUTIONS PTY LTD T/AS UN	Maintenance contract for POS and EFTPOS	2,101.00
Cheque/EFT FNumber 217952					544.95
26/08/2021	\$APINVCE	489944799	DULUXGROUP(AUSTRALIA)PTY LTD T/AS DULUX AUSTRALIA	DULUX GROUP(AUSTRALIA)PTY LTD T/AS DULUX AUS' Paint and Hardware Supplies for Use in G	40.14
26/08/2021	\$APINVCE	489948723	DULUXGROUP(AUSTRALIA)PTY LTD T/AS DULUX AUSTRALIA	DULUX GROUP(AUSTRALIA)PTY LTD T/AS DULUX AUS' Paint and Hardware Supplies for Use in G	123.71
26/08/2021	\$APINVCE	489969734	DULUXGROUP(AUSTRALIA)PTY LTD T/AS DULUX AUSTRALIA	DULUX GROUP(AUSTRALIA)PTY LTD T/AS DULUX AUS' Paint and Hardware Supplies for Use in G	154.75
26/08/2021	\$APINVCE	490018045	DULUXGROUP(AUSTRALIA)PTY LTD T/AS DULUX AUSTRALIA	DULUX GROUP(AUSTRALIA)PTY LTD T/AS DULUX AUS' Paint and Hardware Supplies for Use in G	140.34
26/08/2021	\$APINVCE	489368711-3970	DULUXGROUP(AUSTRALIA)PTY LTD T/AS DULUX AUSTRALIA	DULUX GROUP(AUSTRALIA)PTY LTD T/AS DULUX AUS' Paint and Hardware Supplies for Use in G	86.01
Cheque/EFT FNumber 217953					7,317.20
26/08/2021	\$APINVCE	INV:AU013714	OBJECTIVE CORPORATION LIMITED	Annual Trapeze Desktop Renewal + upgrade	7,317.20
Cheque/EFT FNumber 217954					1,032.23
26/08/2021	\$JOURNAL	J236358	ORIX Australia Corporation Ltd	Fleetcare before Tax	- 282.55
26/08/2021	\$JOURNAL	J236357	ORIX Australia Corporation Ltd	Fleetcare after Tax	- 693.18
26/08/2021	\$APINVCE	INV655810	ORIX Australia Corporation Ltd	Novated Lease Orix	2,007.96
Cheque/EFT FNumber 217955					212.64
26/08/2021	\$APINVCE	40463336	THE GRIFFITH FAMILY TRUST T/AS SUPERSTOCK SERv	Superstock Food Services supply fruit ju	52.20
26/08/2021	\$APINVCE	40463337	THE GRIFFITH FAMILY TRUST T/AS SUPERSTOCK SERv	Superstock Food Services supply fruit ju	160.44
Cheque/EFT FNumber 217956					308.35
26/08/2021	\$APINVCE	95662	GALVIN CONCRETE & SHEETMETAL PTY LTD	supply of 2 x 234716 Ø 600 x 600 SOAKWEL	308.35
Cheque/EFT FNumber 217957					1,935.00
26/08/2021	\$APINVCE	00023246	BIG ISSUE IN AUSTRALIA LIMITED T/AS THE BIG ISSUE	Citiplace Community Centre is a pick up	598.50
26/08/2021	\$APINVCE	00023247	BIG ISSUE IN AUSTRALIA LIMITED T/AS THE BIG ISSUE	Citiplace Community Centre is a pick up	1,336.50
Cheque/EFT FNumber 217958					1,563.11
26/08/2021	\$APINVCE	5000856930	303 MULLENLOWE AUSTRALIA PTY LTD T/AS 303 MULLENLOWE	303 MU Winter Campaign Out of Scope TV Producti	1,563.11
Cheque/EFT FNumber 217959					993.19
26/08/2021	\$APINVCE	129408	THE TRUSTEE FOR GRANO UNIT TRUST T/AS GRANO	Emaco T545 trafficable Concrete Repairs	993.19
Cheque/EFT FNumber 217960					111.60
26/08/2021	\$APINVCE	652-2	THE TRUSTEE FOR DONALD FAMILY TRUST NO 1 T/AS	Supply of 1m3 of cracker dust, to be pic	83.70
26/08/2021	\$APINVCE	663-2	THE TRUSTEE FOR DONALD FAMILY TRUST NO 1 T/AS	Supply of 1m3 of cracker dust, to be pic	27.90
Cheque/EFT FNumber 217961					1,092.79
26/08/2021	\$APINVCE	312977	THE TRUSTEE FOR THE QUITO PTY LTD T/AS BENARA	City wide plant order as per WALGA e-quo	1,092.79
Cheque/EFT FNumber 217962					346.05
26/08/2021	\$APINVCE	17082021	ANNE DOUGLAS	RFD CRAFT STALL 1/7-17/8/2021	346.05
Cheque/EFT FNumber 217963					18,000.00
26/08/2021	\$APINVCE	PAM0141	THE TRUSTEE FOR PAM FAMILY TRUST T/AS PROFES	Public art - conservation and maintenanc	18,000.00
Cheque/EFT FNumber 217964					98.34
26/08/2021	\$APINVCE	00328740	LEE BROTHERS INTERNATIONAL TRADE PTY LTD t/as	Stores Stock	98.34
Cheque/EFT FNumber 217965					15,332.45
26/08/2021	\$APINVCE	HPL26919	Hoban Recruitment Pty Ltd	Contractor - Parking Services Technician	1,740.34
26/08/2021	\$APINVCE	HPL26921	Hoban Recruitment Pty Ltd	Process Writer - Gabriele Lang	2,176.10
26/08/2021	\$APINVCE	HPL26336	Hoban Recruitment Pty Ltd	Process Writer - Gabriele Lang	2,440.76
26/08/2021	\$APINVCE	HPL25132	Hoban Recruitment Pty Ltd	Process Writer - Gabriele Lang	2,623.08
26/08/2021	\$APINVCE	HPL24527	Hoban Recruitment Pty Ltd	Process Writer - Gabriele Lang	2,646.60
26/08/2021	\$APINVCE	HPL13673B	Hoban Recruitment Pty Ltd	Payroll Officer: WINTERS, Adriana (Jane)	3,705.57
Cheque/EFT FNumber 217966					66,894.96
26/08/2021	\$APINVCE	24500-7A	Absolute Stone Paving P/L	Roe Street - Granite Kerbs & Pavers	66,894.96
Cheque/EFT FNumber 217967					5,619.02
26/08/2021	\$APINVCE	00004750	Aboriginal United Services Pty Ltd	AUS Staffing for CDS Depot	5,619.02
Cheque/EFT FNumber 217968					6,138.59
26/08/2021	\$APINVCE	28405	BELL TRADING TRUST T/AS NORTH STAR SECURITY	VARIOUS SITES - REACTIVE MAINTENANCE 202	870.56
26/08/2021	\$APINVCE	28457	BELL TRADING TRUST T/AS NORTH STAR SECURITY	VARIOUS SITES - REACTIVE MAINTENANCE 202	584.98
26/08/2021	\$APINVCE	28501	BELL TRADING TRUST T/AS NORTH STAR SECURITY	VARIOUS SITES - REACTIVE MAINTENANCE 202	137.50
26/08/2021	\$APINVCE	28462	BELL TRADING TRUST T/AS NORTH STAR SECURITY	VARIOUS SITES - REACTIVE MAINTENANCE 202	1,082.42
26/08/2021	\$APINVCE	28584	BELL TRADING TRUST T/AS NORTH STAR SECURITY	VARIOUS SITES - REACTIVE MAINTENANCE 202	2,538.43
26/08/2021	\$APINVCE	28502	BELL TRADING TRUST T/AS NORTH STAR SECURITY	VARIOUS SITES - ALARM MONITORING & PLANN	924.70
Cheque/EFT FNumber 217969					214.50
26/08/2021	\$APINVCE	94170	GO DOORS PTY LTD t/as GO DOORS	Request to send a technician on 02/08/21	214.50
Cheque/EFT FNumber 217970					1,212.80
26/08/2021	\$APINVCE	INV-4175	The Trustee for Epic Trust & The Trustee for Tayla Tr	Stores Stock	1,212.80
Cheque/EFT FNumber 217971					21,450.00
26/08/2021	\$APINVCE	2717	JB Legal Partners Pty Ltd	Engagement of JB Legal as Legal Counsel	21,450.00
Cheque/EFT FNumber 217972					465.50
26/08/2021	\$APINVCE	263390	Diamond Locksmiths Pty Ltd t/as Diamond Lock & Security	LIBRARY - INSTALL 2 X GALAXY CYLINDERS -	465.50
Cheque/EFT FNumber 217973					13,156.00
26/08/2021	\$APINVCE	129423	Turner & Townsend Thinc Pty Ltd	Project Management Services RFT000050 CB	13,156.00
Cheque/EFT FNumber 217974					640.00
26/08/2021	\$APINVCE	869	Alejandra Luciana Marin	Chair Yoga/Zumba sessions.	640.00
Cheque/EFT FNumber 217975					7,286.40
26/08/2021	\$APINVCE	INV-4023	We Make Apps Pty Ltd (Nominee)	We Make Apps Development	7,286.40
Cheque/EFT FNumber 217976					147.29
26/08/2021	\$APINVCE	301973	FreshExchange Pty Ltd	Fresh fruit and vegetables for Community	19.49
26/08/2021	\$APINVCE	301969	FreshExchange Pty Ltd	Fresh fruit and vegetables for Community	127.80
Cheque/EFT FNumber 217977					500.00
26/08/2021	\$APINVCE	0022	Alana Fluit	Mural Concept - 643 Hay St Mall Adjacent	500.00
Cheque/EFT FNumber 217978					1,685.15
26/08/2021	\$APINVCE	00151506	BLUE COLLAR PEOPLE	Labour Hire Nightshift WE 8/08/2021	1,685.15
Cheque/EFT FNumber 217979					268.48
26/08/2021	\$APINVCE	2404/01234351	BUNNINGS BUILDING SUPPLIES P/L	Treated Pine Timber 70 x 35mm	81.18
26/08/2021	\$APINVCE	2010/01645653	BUNNINGS BUILDING SUPPLIES P/L	WAC Yearly Bunnings Blanket Order Hardw	67.33
26/08/2021	\$APINVCE	2404/01386254	BUNNINGS BUILDING SUPPLIES P/L	WAC Yearly Bunnings Blanket Order Hardw	89.85
26/08/2021	\$APINVCE	2404/01387000	BUNNINGS BUILDING SUPPLIES P/L	WAC Yearly Bunnings Blanket Order Hardw	30.12



City of Perth

Schedule of Accounts Paid - Municipal Fund

For the Period : 01/08/2021-31/08/2021

Payment Date	Document	Invoice Number	Payee	Payment Details	Payment Amount
Cheque/EFT FNumber 217980			CABCHARGE AUSTRALIA PTY LTD		715.18
26/08/2021	\$APINVCE	25073513P2108	CABCHARGE AUSTRALIA PTY LTD	Transport for Steven McDougall to attend	36.75
26/08/2021	\$APINVCE	25079624P2108	CABCHARGE AUSTRALIA PTY LTD	Community Development Cab charge Account	678.43
Cheque/EFT FNumber 217981			CLASSIC TREE SERVICES		26,747.46
26/08/2021	\$APINVCE	INV-34620	CLASSIC TREE SERVICES	Street Tree Pruning, Removal and Arboric	474.38
26/08/2021	\$APINVCE	INV-34613	CLASSIC TREE SERVICES	Street Tree Pruning, Removal and Arboric	532.84
26/08/2021	\$APINVCE	INV-34614	CLASSIC TREE SERVICES	Street Tree Pruning, Removal and Arboric	1,801.25
26/08/2021	\$APINVCE	INV-34621	CLASSIC TREE SERVICES	Street Tree Pruning, Removal and Arboric	266.42
26/08/2021	\$APINVCE	INV-34595	CLASSIC TREE SERVICES	Street Tree Pruning, Removal and Arboric	5,047.89
26/08/2021	\$APINVCE	INV-34629	CLASSIC TREE SERVICES	Street Tree Pruning, Removal and Arboric	993.99
26/08/2021	\$APINVCE	INV-34450	CLASSIC TREE SERVICES	Street Tree Pruning, Removal and Arboric	7,438.71
26/08/2021	\$APINVCE	INV-34615	CLASSIC TREE SERVICES	Street Tree Pruning, Removal and Arboric	1,726.20
26/08/2021	\$APINVCE	INV-34597	CLASSIC TREE SERVICES	Street Tree Pruning, Removal and Arboric	5,555.97
26/08/2021	\$APINVCE	INV-34616	CLASSIC TREE SERVICES	Street Tree Pruning, Removal and Arboric	1,644.81
26/08/2021	\$APINVCE	INV-34619	CLASSIC TREE SERVICES	Street Tree Pruning, Removal and Arboric	1,265.00
Cheque/EFT FNumber 217982			DARDANUP BUTCHERING UNIT TRUST T/AS DARDANUP BUTCHERING CO DARDANUP BUTCHERING C		1,368.89
26/08/2021	\$APINVCE	BL580362	DARDANUP BUTCHERING UNIT TRUST T/AS DARDANUP BUTCHERING CO	Dardanup. Supply and deliver meat and me	501.61
26/08/2021	\$APINVCE	BL580916	DARDANUP BUTCHERING UNIT TRUST T/AS DARDANUP BUTCHERING CO	Dardanup. Supply and deliver meat and me	317.75
26/08/2021	\$APINVCE	BL580917	DARDANUP BUTCHERING UNIT TRUST T/AS DARDANUP BUTCHERING CO	Dardanup. Supply and deliver meat and me	549.53
Cheque/EFT FNumber 217983			DEPUTY COMMISSIONER OF TAXATION		553,656.00
26/08/2021	\$HRPAYJNL	EF 13/08/2021	DEPUTY COMMISSIONER OF TAXATION	Withholding Tax (PAYG)	108,192.00
26/08/2021	\$HRPAYJNL	EF 13/08/2021	DEPUTY COMMISSIONER OF TAXATION	Extra Tax	550.00
26/08/2021	\$HRPAYJNL	EF 13/08/2021	DEPUTY COMMISSIONER OF TAXATION	HELP	782.00
26/08/2021	\$HRPAYJNL	F 13/08/2021	DEPUTY COMMISSIONER OF TAXATION	Withholding Tax (PAYG)	20,058.00
26/08/2021	\$HRPAYJNL	F 13/08/2021	DEPUTY COMMISSIONER OF TAXATION	ETP Tax (Code O)	102.00
26/08/2021	\$HRPAYJNL	F 13/08/2021	DEPUTY COMMISSIONER OF TAXATION	HELP	150.00
26/08/2021	\$HRPAYJNL	F 13/08/2021	DEPUTY COMMISSIONER OF TAXATION	Withholding Tax (PAYG)	409,638.00
26/08/2021	\$HRPAYJNL	F 13/08/2021	DEPUTY COMMISSIONER OF TAXATION	Extra Tax	1,780.00
26/08/2021	\$HRPAYJNL	F 13/08/2021	DEPUTY COMMISSIONER OF TAXATION	HELP	11,922.00
26/08/2021	\$HRPAYJNL	F 13/08/2021	DEPUTY COMMISSIONER OF TAXATION	SFSS	482.00
Cheque/EFT FNumber 217984			DILENA METAL SALES		140.00
26/08/2021	\$APINVCE	153288	DILENA METAL SALES	5 x Galvanized Tubing	140.00
Cheque/EFT FNumber 217985			FARINOSI & SONS PTY LTD		45.75
26/08/2021	\$APINVCE	11016145	FARINOSI & SONS PTY LTD	VARIOUS SITES - SUPPLY OF MINOR HARDWARE	36.95
26/08/2021	\$APINVCE	11016300	FARINOSI & SONS PTY LTD	VARIOUS SITES - SUPPLY OF MINOR HARDWARE	8.80
Cheque/EFT FNumber 217986			HAMES SHARLEY (WA) PTY LTD		31,982.50
26/08/2021	\$APINVCE	44181	HAMES SHARLEY (WA) PTY LTD	Nedlands - Crawley QEII & UWA Structure	31,982.50
Cheque/EFT FNumber 217987			HAYS PERSONNEL SERVICES (AUST) PTY LTD		733.80
26/08/2021	\$APINVCE	50215000	HAYS PERSONNEL SERVICES (AUST) PTY LTD	Hays WAC Dayshift Contractors	733.80
Cheque/EFT FNumber 217988			Light Applications		4,180.00
26/08/2021	\$APINVCE	83973	Light Applications	Supply and deliver 4 x Type 21 fittings,	4,180.00
Cheque/EFT FNumber 217989			MINDARIE REGIONAL COUNCIL		7,182,207.64
26/08/2021	\$APINVCE	SINV-043993	MINDARIE REGIONAL COUNCIL	Provision of Landfill Tipping - 2021/22	42,670.72
26/08/2021	\$APINVCE	SINV-044025	MINDARIE REGIONAL COUNCIL	Provision of Landfill Tipping - 2021/22	56,203.92
26/08/2021	\$APINVCE	SINV-044054	MINDARIE REGIONAL COUNCIL	MRC Resource Recovery Facility Exit Cont	7,083,333.00
Cheque/EFT FNumber 217990			THE TRUSTEE FOR THE PETTIT FAMILY TRUST T/AS P&M AUTOMOTIVE P&M AUTOMOTIVE EQUIP		-
31/08/2021	\$CANCHQ	217990	THE TRUSTEE FOR THE PETTIT FAMILY TRUST T/AS P&M AUTOMOTIVE P&M AUTOMOTIVE EQUIP		343.75
31/08/2021	\$FTP	217990	THE TRUSTEE FOR THE PETTIT FAMILY TRUST T/AS P&M AUTOMOTIVE P&M AUTOMOTIVE EQUIP		-
Cheque/EFT FNumber 217991			A RICHARDS PTY LTD T/AS RICHGRO GARDEN PRODUCTS		257.95
26/08/2021	\$APINVCE	866003	A RICHARDS PTY LTD T/AS RICHGRO GARDEN PRODUCTS	30 x 25lt bags of mushroom mulch and 10	257.95
Cheque/EFT FNumber 217992			GALVIN PLUMBING SUPPLIES		913.22
26/08/2021	\$APINVCE	H 19543	GALVIN PLUMBING SUPPLIES	Stores Stock	479.62
26/08/2021	\$APINVCE	H 19567	GALVIN PLUMBING SUPPLIES	Stores Stock	433.60
Cheque/EFT FNumber 217993			RSEA PTY LTD		545.99
26/08/2021	\$APINVCE	11640494	RSEA PTY LTD	New starter uniform order - B O'Sullivan	371.09
26/08/2021	\$APINVCE	11902703A	RSEA PTY LTD	5 pairs of wet weather pants, 1 x 8271 Y	174.90
Cheque/EFT FNumber 217994			St John Ambulance Australia		120.00
26/08/2021	\$APINVCE	FAINV00871320	St John Ambulance Australia	1st Aid Cert for Jitesh Gami	120.00
Cheque/EFT FNumber 217995			SCARBORO TOYOTA		165.46
26/08/2021	\$APINVCE	PI23190091	SCARBORO TOYOTA	Replacement Tray Hinges for WAC H/P Clea	165.46
Cheque/EFT FNumber 217996			CSP GROUP PTY LTD T/AS STIHL SHOP OSBORNE PARK		1,230.00
26/08/2021	\$APINVCE	69033 #7	CSP GROUP PTY LTD T/AS STIHL SHOP OSBORNE PARK	Stores Stock	650.00
26/08/2021	\$APINVCE	69064	CSP GROUP PTY LTD T/AS STIHL SHOP OSBORNE PARK	general Servicing and Repairs to Minor P	82.00
26/08/2021	\$APINVCE	69062	CSP GROUP PTY LTD T/AS STIHL SHOP OSBORNE PARK	general Servicing and Repairs to Minor P	111.00
26/08/2021	\$APINVCE	69061	CSP GROUP PTY LTD T/AS STIHL SHOP OSBORNE PARK	general Servicing and Repairs to Minor P	129.00
26/08/2021	\$APINVCE	69063	CSP GROUP PTY LTD T/AS STIHL SHOP OSBORNE PARK	general Servicing and Repairs to Minor P	129.00
26/08/2021	\$APINVCE	69065	CSP GROUP PTY LTD T/AS STIHL SHOP OSBORNE PARK	general Servicing and Repairs to Minor P	129.00
Cheque/EFT FNumber 217997			STRUT SPECIALISTS		572.00
26/08/2021	\$APINVCE	00087670	STRUT SPECIALISTS	POD door struts for irrigation utilities	132.00
26/08/2021	\$APINVCE	00087726	STRUT SPECIALISTS	Strut for Large Rubbish Truck Bin Lifter	440.00
Cheque/EFT FNumber 217998			Taylor & Burrell Unit Trust t/as Taylor Burrell Barnett		1,210.00
26/08/2021	\$APINVCE	27690	Taylor & Burrell Unit Trust t/as Taylor Burrell Barnett	Procurement of Taylor Burrell Barnett -	1,210.00
Cheque/EFT FNumber 217999			TELSTRA		20,803.10
26/08/2021	\$APINVCE	4681944502	TELSTRA	DATA CHARGES FOR 16 March-15 April 2021	2,977.72
26/08/2021	\$APINVCE	2769413700	TELSTRA	DATA CHARGES FOR 16 December-15 January	9,098.71
26/08/2021	\$APINVCE	2769413700	TELSTRA	DATA CHARGES FOR 16 June-15 July 2021	8,726.67
Cheque/EFT FNumber 218000			T QUIP		198.85
26/08/2021	\$APINVCE	103252#5	T QUIP	Work Shop Floor Cleaner for Sweeper to R	198.85
Cheque/EFT FNumber 218001			TURF CARE WA PTY LTD		2,420.00
26/08/2021	\$APINVCE	INV-3494	TURF CARE WA PTY LTD	Steam Weed Treatment West Perth	2,420.00



City of Perth

Schedule of Accounts Paid - Municipal Fund
For the Period : 01/08/2021-31/08/2021

Payment Date	Document	Invoice Number	Payee	Payment Details	Payment Amount
Cheque/EFT FNumber 218002			ULTIMO CATERING & EVENTS PTY LTD		2,863.19
26/08/2021	\$APINVCE	00412644	ULTIMO CATERING & EVENTS PTY LTD	Ultimo catering - COP catering supplies	96.25
26/08/2021	\$APINVCE	00412645	ULTIMO CATERING & EVENTS PTY LTD	Ultimo catering - COP catering supplies	268.40
26/08/2021	\$APINVCE	00412646	ULTIMO CATERING & EVENTS PTY LTD	Ultimo catering - COP catering supplies	84.59
26/08/2021	\$APINVCE	00412672	ULTIMO CATERING & EVENTS PTY LTD	Ultimo catering - COP catering supplies	328.46
26/08/2021	\$APINVCE	00412673	ULTIMO CATERING & EVENTS PTY LTD	Ultimo catering - COP catering supplies	236.50
26/08/2021	\$APINVCE	00412674	ULTIMO CATERING & EVENTS PTY LTD	Ultimo catering - COP catering supplies	729.30
26/08/2021	\$APINVCE	00412675	ULTIMO CATERING & EVENTS PTY LTD	Ultimo catering - COP catering supplies	120.45
26/08/2021	\$APINVCE	00412682	ULTIMO CATERING & EVENTS PTY LTD	Ultimo catering - COP catering supplies	524.04
26/08/2021	\$APINVCE	00412748	ULTIMO CATERING & EVENTS PTY LTD	Ultimo catering - COP catering supplies	391.60
26/08/2021	\$APINVCE	00412749	ULTIMO CATERING & EVENTS PTY LTD	Ultimo catering - COP catering supplies	83.60
Cheque/EFT FNumber 218003			VOLUNTEERING WA		290.00
26/08/2021	\$APINVCE	INV-015872	VOLUNTEERING WA	VOLUNTEERING WA MEMBERSHIP RENEWAL 2021	290.00
Cheque/EFT FNumber 218004			WA RANGERS ASSOCIATION		1,650.00
26/08/2021	\$APINVCE	JR21007	WA RANGERS ASSOCIATION	WARA Conference T Kerr	1,650.00
Cheque/EFT FNumber 218005			WA POLICE SERVICE		66.80
26/08/2021	\$APINVCE	127083746	WA POLICE SERVICE	Western Australian Police provide police	66.80
Cheque/EFT FNumber 218006			W.C. CONVENIENCE MANAGEMENT PTY LTD		7,887.78
26/08/2021	\$APINVCE	00012760	W.C. CONVENIENCE MANAGEMENT PTY LTD	VARIOUS SITES - APT CLEANING & MAINTENAN	7,887.78
Cheque/EFT FNumber 218007			WESTERN POWER		1,320.00
26/08/2021	\$APINVCE	CORPB0563605	WESTERN POWER	CORPB0563605 MP198634 Switchboard Upgrad	1,320.00
Cheque/EFT FNumber 218008			WESTERN RESOURCE RECOVERY PTY LTD		153.12
26/08/2021	\$APINVCE	85879	WESTERN RESOURCE RECOVERY PTY LTD	GREASE TRAP - PLANNED MAINTENANCE - JUL	153.12
Cheque/EFT FNumber 218009			ALAAELDIN ABDELNABY		14.25
26/08/2021	\$APINVCE	2699448	ALAAELDIN ABDELNABY	RFD OVERPAID 44/70 GODERICH ST EP	14.25
Cheque/EFT FNumber 218010			SHERVIN FAMILY		120.00
26/08/2021	\$APINVCE	24062021SF	SHERVIN FAMILY	HEALTHY LIFESTYLE -S FAMILY	120.00
Cheque/EFT FNumber 218011			AUSTRALIAN LABOR PARTY WA BRANCH		23.93
26/08/2021	\$APINVCE	28511	AUSTRALIAN LABOR PARTY WA BRANCH	RFD BOND-HALF HR CROWD CONTOLLER-28511	23.93
Cheque/EFT FNumber 218012			NEIL SCOTT		26,882.19
26/08/2021	\$APINVCE	BPC2015/57	NEIL SCOTT	WORKBOND RFD 78 JAMES ST NBDGE BPC-2015	26,882.19
Cheque/EFT FNumber 218013			AIPP PERTH CHAPTER		1,049.00
26/08/2021	\$APINVCE	32100	AIPP PERTH CHAPTER	Bond Refund - Perth Town Hall	1,049.00
Cheque/EFT FNumber 218014			The Westralian		1,012.50
26/08/2021	\$APINVCE	263611	The Westralian	Refund Inv 263611	1,012.50
Cheque/EFT FNumber 218016			Nicholas Thorne		1,000.00
26/08/2021	\$APINVCE	30386	Nicholas Thorne	Refund Bond Perth Town Hall -30386	1,000.00
Cheque/EFT FNumber 218017			Emma J Cavanagh		1,000.00
26/08/2021	\$APINVCE	32974	Emma J Cavanagh	Refund Bond Perth Town Hall - 32974	1,000.00
Cheque/EFT FNumber 218018			M-Six Pty Ltd T/A Wilsons Sign Solutions		1,000.00
26/08/2021	\$APINVCE	32372	M-Six Pty Ltd T/A Wilsons Sign Solutions	Refund Bond Perth Town Hall - 32372	1,000.00
Cheque/EFT FNumber 218019			Perth Swing Dance Society		676.00
26/08/2021	\$APINVCE	32730	Perth Swing Dance Society	Refund Bond Perth Town Hall Less o/s	676.00
Cheque/EFT FNumber 218020			J & J Wootton		169.50
26/08/2021	\$APINVCE	112765 3	J & J Wootton	Refund - Rates 112765 3	169.50
Cheque/EFT FNumber 218021			Hannah Robinson		120.00
26/08/2021	\$APINVCE	06082021	Hannah Robinson	Healthy Lifestyle -Group Fitness	120.00
Cheque/EFT FNumber 218022			TB Subijanto & JS Adinata		168.50
26/08/2021	\$APINVCE	1215045	TB Subijanto & JS Adinata	Refund - Rates 1215045	168.50
Cheque/EFT FNumber 218023			CL Saleeba & LM Saleeba		983.55
26/08/2021	\$APINVCE	1108448	CL Saleeba & LM Saleeba	Refund - Rates 1108448	983.55
Cheque/EFT FNumber 218024			Ehab Elgammel		120.00
26/08/2021	\$APINVCE	19082021	Ehab Elgammel	Healthy Lifestyle 19/08/2021	120.00
Cheque/EFT FNumber 218025			Beberley Iles		72.00
26/08/2021	\$APINVCE	16082021	Beberley Iles	Healthy Lifestyle 16/08/2021	72.00
Cheque/EFT FNumber 218026			Peter Paraskov		139.99
26/08/2021	\$APINVCE	12082021PP	Peter Paraskov	Footcare Management P Paraskov	139.99
Cheque/EFT FNumber 218027			Graeme Giblett		129.99
26/08/2021	\$APINVCE	12082021GG	Graeme Giblett	Footcare Management G Giblett	129.99
Cheque/EFT FNumber 218028			Dan Holdom		165.00
26/08/2021	\$APINVCE	09082021DH	Dan Holdom	Footcare Management D Holdom	165.00
Cheque/EFT FNumber 218029			Peter Cowap		165.00
26/08/2021	\$APINVCE	11082021PC	Peter Cowap	Footcare Management P Cowap	165.00
Cheque/EFT FNumber 218030			JEMMA HUMANN		300.00
26/08/2021	\$APINVCE	30014	JEMMA HUMANN	RFD WEDDING BOOKING - 30014	300.00
Cheque/EFT FNumber 218031			NARGIS ZAHEDI		250.00
26/08/2021	\$APINVCE	32482	NARGIS ZAHEDI	RFD WEDDING BOOKING - 32482	250.00
Cheque/EFT FNumber 218032			CONGOLESE COMMUNITY OF WA		1,052.50
26/08/2021	\$APINVCE	32623	CONGOLESE COMMUNITY OF WA	RFD BOND - PERTH TOWN HALL - 32623	1,052.50
Cheque/EFT FNumber 218033			TARRYN MORGAN		120.00
26/08/2021	\$APINVCE	20082021TM	TARRYN MORGAN	HEALTHY LIFESTYLE -T MORGAN	120.00
Cheque/EFT FNumber 218034			CBRE (C) PTY LTD T/A CBRE REBA TST		13,416.25
26/08/2021	\$APINVCE	A1220904	CBRE (C) PTY LTD T/A CBRE REBA TST	RFD CREDIT BALANCE-TERMINATION OF LEASES	13,416.25
Cheque/EFT FNumber 218035			SIAN L BUNNAGE		120.00
26/08/2021	\$APINVCE	23082021SB	SIAN L BUNNAGE	HEALTHY LIFESTYLE -S BUNNAGE	120.00
Cheque/EFT FNumber 218036			SALLY NAGY		120.00
26/08/2021	\$APINVCE	24082021SN	SALLY NAGY	HEALTHY LIFESTYLE -S NAGY	120.00
Cheque/EFT FNumber 218037			EMMA GOSLING		120.00
26/08/2021	\$APINVCE	29072021EG	EMMA GOSLING	HEALTHY LIFESTYLE -E GOSLING	120.00
Cheque/EFT FNumber 218038			ANNIE J FREEBURY		118.00



City of Perth

Schedule of Accounts Paid - Municipal Fund

For the Period : 01/08/2021-31/08/2021

Payment Date	Document	Invoice Number	Payee	Payment Details	Payment Amount
26/08/2021	\$APINVCE	RPP/3247	ANNIE J FREEBURY	RFD PERMIT - 35621	118.00
Cheque/EFT FNumber 218039			LJ HOOKER CITY RESIDENTIAL		453.40
26/08/2021	\$APINVCE	A118724	LJ HOOKER CITY RESIDENTIAL	RFD RATES - 139/311 HAY ST EAST PERTH	453.40
Cheque/EFT FNumber 218040			LJ HOOKER CITY RESIDENTIAL		490.25
26/08/2021	\$APINVCE	A1225879	LJ HOOKER CITY RESIDENTIAL	RFD RATES - 709/11 BARRACK ST PERTH	490.25
Cheque/EFT FNumber 218041			CRAIG TREASURE		53.00
26/08/2021	\$APINVCE	12082021CT	CRAIG TREASURE	RFD RENEWAL HIGH RISK WORK LICENCE	53.00
Cheque/EFT FNumber 218042			BRIAN MESSENGER		165.00
26/08/2021	\$APINVCE	04082021BM	BRIAN MESSENGER	FOOTCARE MANAGEMENT -B MESSENGER	165.00
Cheque/EFT FNumber 218043			CE & GN MELIA		78.00
26/08/2021	\$APINVCE	18082021GM	CE & GN MELIA	RFD AIR COMPRESSORE-G MELIA	78.00
Cheque/EFT FNumber 218044			CHRISTINE MUELLER		388.49
26/08/2021	\$APINVCE	A1113935	CHRISTINE MUELLER	RFD RATES-919/305 MURRAY ST PERTH	388.49
Cheque/EFT FNumber 218045			CT15 PTY LTD		2,781.11
31/08/2021	\$APINVCE	01069567	CT15 PTY LTD	Car Park Ticket Machine Cash Hopper Audi	2,781.11
Cheque/EFT FNumber 218046			BIDFOOD WA PTY LTD		3,256.03
31/08/2021	\$APINVCE	I53198747.PER	BIDFOOD WA PTY LTD	Food and beverages for Community Centre	1,054.01
31/08/2021	\$APCREDIT	C5857654.P	BIDFOOD WA PTY LTD	Invoice I53198747.PER	35.38
31/08/2021	\$APINVCE	I53157124.PER	BIDFOOD WA PTY LTD	Food and beverages for Community Centre	639.08
31/08/2021	\$APINVCE	53104465.PER	BIDFOOD WA PTY LTD	Food and beverages for Community Centre	1,598.32
Cheque/EFT FNumber 218047			TNT		17.00
31/08/2021	\$APINVCE	61819404	TNT	Delivery of Reino spare parts for Techni	17.00
Cheque/EFT FNumber 218048			IRON MOUNTAIN AUSTRALIA GROUP PTY LTD		119.59
31/08/2021	\$APINVCE	AUS818527	IRON MOUNTAIN AUSTRALIA GROUP PTY LTD	Provision of confidential destruction bi	67.67
31/08/2021	\$APINVCE	AUS896855	IRON MOUNTAIN AUSTRALIA GROUP PTY LTD	Provision of confidential destruction bi	41.54
31/08/2021	\$APINVCE	AUS876842	IRON MOUNTAIN AUSTRALIA GROUP PTY LTD	Provision of confidential destruction bi	10.38
Cheque/EFT FNumber 218049			ADVANCED TRAFFIC MANAGEMENT		2,489.30
31/08/2021	\$APINVCE	00148971	ADVANCED TRAFFIC MANAGEMENT	Emergency works on Spring St to Help aba	378.40
31/08/2021	\$APINVCE	00148938	ADVANCED TRAFFIC MANAGEMENT	Temporary traffic management required on	2,110.90
Cheque/EFT FNumber 218050			NESPRESSO		585.00
31/08/2021	\$APINVCE	39224789	NESPRESSO	Level 2 Kitchen, coffee pods	585.00
Cheque/EFT FNumber 218051			RUAH COMMUNITY SERVICES		95,713.82
31/08/2021	\$APINVCE	PSI000938	RUAH COMMUNITY SERVICES	Safe Night Space (160 Hay Street) Ruah A	95,713.82
Cheque/EFT FNumber 218052			Higgins Coatings Pty Ltd		1,166.00
31/08/2021	\$APINVCE	186093670	Higgins Coatings Pty Ltd	Retail Core Refresh - Planter Box Paint	1,166.00
Cheque/EFT FNumber 218053			WESTBOOKS		2,138.54
31/08/2021	\$APINVCE	323754	WESTBOOKS	Supply of Children's Books	2,138.54
Cheque/EFT FNumber 218054			GLOBAL AUTO COAT PTY LTD		789.28
31/08/2021	\$APINVCE	SINV414340	GLOBAL AUTO COAT PTY LTD	Paint materials as per quote Q09643	789.28
Cheque/EFT FNumber 218055			ALINTA SALES PTY LTD		1,102.10
31/08/2021	\$APINVCE	654999411	ALINTA SALES PTY LTD	Unit 0, 420 Wellington St, Perth	1,102.10
Cheque/EFT FNumber 218056			MAJESTIC PLUMBING		543.93
31/08/2021	\$APINVCE	241106	MAJESTIC PLUMBING	VARIOUS SITES - UNPLANNED PLUMBING MAINT	154.62
31/08/2021	\$APINVCE	241107	MAJESTIC PLUMBING	VARIOUS SITES - UNPLANNED PLUMBING MAINT	389.31
Cheque/EFT FNumber 218057			ENVIROPATH PTY LTD T/ AS SPOT'S ALL SURFACE CLEANING		2,552.00
31/08/2021	\$APINVCE	3006	ENVIROPATH PTY LTD T/ AS SPOT'S ALL SURFACE CLE	Quote Ref: 202118 - Degreasing and press	2,552.00
Cheque/EFT FNumber 218058			ATOM SUPPLY		63.36
31/08/2021	\$APINVCE	P2205173	ATOM SUPPLY	Stores Stock	63.36
Cheque/EFT FNumber 218059			COMMITTEE FOR PERTH		13,750.00
31/08/2021	\$APINVCE	00002468	COMMITTEE FOR PERTH	Committee for Perth - 2021/22 Membership	13,750.00
Cheque/EFT FNumber 218060			ACCESS BRICKPAVING CO		27,881.59
31/08/2021	\$APINVCE	00130822	ACCESS BRICKPAVING CO	Street Furniture Replacement - Next Gene	27,881.59
Cheque/EFT FNumber 218061			SUNNY INDUSTRIAL BRUSHWARE		552.92
31/08/2021	\$APINVCE	00023753	SUNNY INDUSTRIAL BRUSHWARE	Annual Sweeper Brush Blanket Order for 3	552.92
Cheque/EFT FNumber 218062			SHELTER WA		123.00
31/08/2021	\$APINVCE	00001711	SHELTER WA	Shelter WA Associate Membership Fee 2021	123.00
Cheque/EFT FNumber 218063			EOS ELECTRICAL		12,644.88
31/08/2021	\$APINVCE	00014719	EOS ELECTRICAL	Quote 13650 ECU Clock Tower Works - Repl	678.70
31/08/2021	\$APINVCE	00015120	EOS ELECTRICAL	Electrical maintenance of street lights	67.65
31/08/2021	\$APINVCE	00015155	EOS ELECTRICAL	Electrical maintenance of street lights	439.04
31/08/2021	\$APINVCE	00015222	EOS ELECTRICAL	Electrical maintenance of street lights	116.55
31/08/2021	\$APINVCE	00015226	EOS ELECTRICAL	Electrical maintenance of street lights	67.65
31/08/2021	\$APINVCE	00015229	EOS ELECTRICAL	Electrical maintenance of street lights	270.60
31/08/2021	\$APINVCE	00015198	EOS ELECTRICAL	Banner Installation and Removal Costs	484.53
31/08/2021	\$APINVCE	00015161	EOS ELECTRICAL	Banner Installation and Removal Costs	1,053.80
31/08/2021	\$APINVCE	00015031	EOS ELECTRICAL	Banner Installation and Removal Costs	6,843.30
31/08/2021	\$APINVCE	00015048	EOS ELECTRICAL	Banner Installation and Removal Costs	220.51
31/08/2021	\$APINVCE	00015231	EOS ELECTRICAL	Banner Installation and Removal Costs	450.60
31/08/2021	\$APINVCE	00015022	EOS ELECTRICAL	Narrows Flag Pole Works	1,951.95
Cheque/EFT FNumber 218064			DRAINFLOW SERVICES PTY LTD		6,480.75
31/08/2021	\$APINVCE	00007495	DRAINFLOW SERVICES PTY LTD	100 Saint Georges Tce Manhole repair	6,480.75
Cheque/EFT FNumber 218065			JAMES BENNETT PTY LTD		3,598.46
31/08/2021	\$APINVCE	4754954	JAMES BENNETT PTY LTD	Supply of Adult Fiction & Adult Non-Fict	1,080.95
31/08/2021	\$APINVCE	3137820	JAMES BENNETT PTY LTD	Supply of Adult Fiction & Adult Non-Fict	117.97
31/08/2021	\$APINVCE	3137819	JAMES BENNETT PTY LTD	Supply of Adult Fiction & Adult Non-Fict	31.80
31/08/2021	\$APINVCE	4754845	JAMES BENNETT PTY LTD	Supply of Adult Fiction & Adult Non-Fict	454.60
31/08/2021	\$APINVCE	PSO414911	JAMES BENNETT PTY LTD	Supply of Adult Fiction & Adult Non-Fict	343.01
31/08/2021	\$APINVCE	PSO431613	JAMES BENNETT PTY LTD	Supply of Adult Fiction & Adult Non-Fict	535.68
31/08/2021	\$APINVCE	PSO414910	JAMES BENNETT PTY LTD	Supply of Adult Fiction & Adult Non-Fict	486.40
31/08/2021	\$APINVCE	PSO414909	JAMES BENNETT PTY LTD	Supply of Adult Fiction & Adult Non-Fict	569.04



City of Perth

Schedule of Accounts Paid - Municipal Fund

For the Period : 01/08/2021-31/08/2021

Payment Date	Document	Invoice Number	Payee	Payment Details	Payment Amount
31/08/2021	\$APCREDIT	251472	JAMES BENNETT PTY LTD	Invoice PSO430235	- 20.99
Cheque/EFT FNumber 218066			FORCH AUSTRALIA PTY LTD		795.37
31/08/2021	\$APINVCE	SI97942	FORCH AUSTRALIA PTY LTD	Misc Fittings (Nyloc Nuts/Washers/ Sprin	795.37
Cheque/EFT FNumber 218067			GILMOUR & JOOSTE ELECTRICAL		3,103.52
31/08/2021	\$APINVCE	INV-15337	GILMOUR & JOOSTE ELECTRICAL	VARIOUS SITES - UNPLANNED ELECTRICAL MAI	220.00
31/08/2021	\$APINVCE	INV-15335	GILMOUR & JOOSTE ELECTRICAL	Locate the circuit breaker for the Bocel	330.00
31/08/2021	\$APINVCE	INV-15323	GILMOUR & JOOSTE ELECTRICAL	Electrical maintenance for street lighti	145.95
31/08/2021	\$APINVCE	INV-15188	GILMOUR & JOOSTE ELECTRICAL	VARIOUS SITES - UNPLANNED ELECTRICAL MAI	1,177.87
31/08/2021	\$APINVCE	INV-15336	GILMOUR & JOOSTE ELECTRICAL	Installation of warning beacons when loa	987.63
31/08/2021	\$APINVCE	INV-15368	GILMOUR & JOOSTE ELECTRICAL	Installation of New 10AMP Plug to Air Co	242.07
Cheque/EFT FNumber 218068			IMPERIAL GLASS		6,262.00
31/08/2021	\$APINVCE	00202020	IMPERIAL GLASS	VARIOUS SITES - UNPLANNED MAINTENANCE 20	1,086.50
31/08/2021	\$APINVCE	00202025	IMPERIAL GLASS	VARIOUS SITES - UNPLANNED MAINTENANCE 20	5,175.50
Cheque/EFT FNumber 218069			SILVERSPRING TRUST T/AS TJ DEPIAZZI & SONS		1,515.36
31/08/2021	\$APINVCE	116308	SILVERSPRING TRUST T/AS TJ DEPIAZZI & SONS	20m3 of Pine Bark mulch. Delivery to Ozo	1,515.36
Cheque/EFT FNumber 218070			IMAGE SOURCE DIGITAL SOLUTIONS		2,651.00
31/08/2021	\$APINVCE	P410	IMAGE SOURCE DIGITAL SOLUTIONS	Repairs to damaged entry statement at St	2,469.50
31/08/2021	\$APINVCE	458440	IMAGE SOURCE DIGITAL SOLUTIONS	Decals for parking meters with twilio nu	181.50
Cheque/EFT FNumber 218071			MESSAGENET PTY LTD		359.59
31/08/2021	\$APINVCE	NV01546432	MESSAGENET PTY LTD	SMS service and usage for ICT, LIB and F	359.59
Cheque/EFT FNumber 218072			LIGHTSPEED COMMUNICATIONS AUSTRALIA PTY LTD t/as LIGHTSPEED		15,423.90
31/08/2021	\$APINVCE	87452	LIGHTSPEED COMMUNICATIONS AUSTRALIA PTY LTD	Q24158, 24160, 21450, 24149	15,423.90
Cheque/EFT FNumber 218073			ARUP		6,777.38
31/08/2021	\$APINVCE	5002-211747	ARUP	Project Management Services - Part B:Tec	2,194.50
31/08/2021	\$APINVCE	39-211268	ARUP	PCEC Carpark resurfacing - superintenden	4,582.88
Cheque/EFT FNumber 218074			DATALINE VISUAL LINK PTY LTD		13,486.54
31/08/2021	\$APINVCE	54210	DATALINE VISUAL LINK PTY LTD	COP Supplied Camera to be installed at L	462.00
31/08/2021	\$APINVCE	54222	DATALINE VISUAL LINK PTY LTD	Contract 100385, CCTV Maintenance 21-22	346.50
31/08/2021	\$APINVCE	54209	DATALINE VISUAL LINK PTY LTD	Contract 100385, CCTV Maintenance 21-22	753.50
31/08/2021	\$APINVCE	54211	DATALINE VISUAL LINK PTY LTD	Contract 100385, CCTV Maintenance 21-22	233.75
31/08/2021	\$APINVCE	54212	DATALINE VISUAL LINK PTY LTD	Contract 100385, CCTV Maintenance 21-22	407.00
31/08/2021	\$APINVCE	54213	DATALINE VISUAL LINK PTY LTD	Contract 100385, CCTV Maintenance 21-22	1,276.00
31/08/2021	\$APINVCE	54225	DATALINE VISUAL LINK PTY LTD	Unplanned Equipment maintenance for 2021	881.38
31/08/2021	\$APINVCE	54226	DATALINE VISUAL LINK PTY LTD	Contract 100385, CCTV Maintenance 21-22	2,048.96
31/08/2021	\$APINVCE	54206	DATALINE VISUAL LINK PTY LTD	Contract 100385, CCTV Maintenance 21-22	1,751.20
31/08/2021	\$APINVCE	54203	DATALINE VISUAL LINK PTY LTD	Contract 100385, CCTV Maintenance 21-22	881.38
31/08/2021	\$APINVCE	54204	DATALINE VISUAL LINK PTY LTD	Contract 100385, CCTV Maintenance 21-22	176.00
31/08/2021	\$APINVCE	54207	DATALINE VISUAL LINK PTY LTD	Contract 100385, CCTV Maintenance 21-22	270.88
31/08/2021	\$APINVCE	54117	DATALINE VISUAL LINK PTY LTD	Contract 100521 - CM 54061/21	3,821.99
31/08/2021	\$APINVCE	54003	DATALINE VISUAL LINK PTY LTD	Contract 100385, CCTV Maintenance 21-22	176.00
Cheque/EFT FNumber 218075			CIVCON CIVIL & PROJECT MANAGEMENT PTY LTD		1,121,745.46
31/08/2021	\$APINVCE	6845	CIVCON CIVIL & PROJECT MANAGEMENT PTY LTD	Main Works Contract for Roe Street Enhan	1,121,745.46
Cheque/EFT FNumber 218076			ELECTRICITY GENERATION AND RETAIL CORPORATION		471.03
31/08/2021	\$APINVCE	2005323327	ELECTRICITY GENERATION AND RETAIL CORPORATIO	Lot 0 Cooper St, Nedlands	117.46
31/08/2021	\$APINVCE	2005323326	ELECTRICITY GENERATION AND RETAIL CORPORATIO	Lot 10020 Hackett Dr, Crawley	284.25
31/08/2021	\$APINVCE	2049310129	ELECTRICITY GENERATION AND RETAIL CORPORATIO	U B 26 Howe St, Osborne Park	69.32
Cheque/EFT FNumber 218077			E.P. DRAFFIN MANUFACTURING PTY LTD		9,361.00
31/08/2021	\$APINVCE	23808	E.P. DRAFFIN MANUFACTURING PTY LTD	Roe St Enhancement Project Supply and In	9,361.00
Cheque/EFT FNumber 218078			WEST COAST SPRING WATER PTY LTD T/AS AUSSIE NATURAL SPRING W		44.00
31/08/2021	\$APINVCE	1928380	WEST COAST SPRING WATER PTY LTD T/AS AUSSIE N.	Car parks - Drinking water supply and ma	44.00
Cheque/EFT FNumber 218079			The Trustee for Wendy Mead Family Trust & OTH t/as Pinnacle People		163.16
31/08/2021	\$APINVCE	619961	The Trustee for Wendy Mead Family Trust & OTH	t/a COP catering Agency casual hire	163.16
Cheque/EFT FNumber 218080			AUSTRALASIAN PERFORMING RIGHT ASSOC LTD T/A ONEMUSIC ONEMUSIC AUSTRALIA		3,882.58
31/08/2021	\$APINVCE	145999	AUSTRALASIAN PERFORMING RIGHT ASSOC LTD T/A	OneMusic Australia license fees 01/07/21	3,882.58
Cheque/EFT FNumber 218081			MULTI FIX WA		101.23
31/08/2021	\$APINVCE	5787100	MULTI FIX WA	Tools - Nuts and bolts	101.23
Cheque/EFT FNumber 218082			ALLPEST WA		135.00
31/08/2021	\$APINVCE	6309065	ALLPEST WA	HIS MAJESTY'S CAR PARK TENANT - CALL OUT	135.00
Cheque/EFT FNumber 218083			AUSTRALIA POST(677495)		4,035.83
31/08/2021	\$APINVCE	1010711130	AUSTRALIA POST(677495)	Postage	4,035.83
Cheque/EFT FNumber 218084			THE TRUSTEE FOR THE PROPERTY AUSTRALIA MANAGEMENT TRUST		86,174.21
31/08/2021	\$APINVCE	825	THE TRUSTEE FOR THE PROPERTY AUSTRALIA MANA	(565 Hay Street - 2021/2022	86,174.21
Cheque/EFT FNumber 218085			IBC DIGITAL		3,429.26
31/08/2021	\$APINVCE	16202	IBC DIGITAL	CPP website support	3,429.26
Cheque/EFT FNumber 218086			BUNGAREE LAUNDRY SERVICES		173.25
31/08/2021	\$APINVCE	00051742	BUNGAREE LAUNDRY SERVICES	Catering Linen supplies	173.25
Cheque/EFT FNumber 218087			Billi Australia Pty Ltd		224.40
31/08/2021	\$APINVCE	INV345340	Billi Australia Pty Ltd	Pier Street Billi unit call out - 20/01/	224.40
Cheque/EFT FNumber 218088			A E HOSKINS & SONS		3,008.96
31/08/2021	\$APINVCE	453830	A E HOSKINS & SONS	VARIOUS SITES - UNPLANNED MAINTENANCE -	458.11
31/08/2021	\$APINVCE	453765	A E HOSKINS & SONS	VARIOUS SITES - UNPLANNED MAINTENANCE -	1,982.20
31/08/2021	\$APINVCE	453618	A E HOSKINS & SONS	VARIOUS SITES - UNPLANNED MAINTENANCE -	568.65
Cheque/EFT FNumber 218089			AUSTRALIA POST		1,361.90
31/08/2021	\$APINVCE	1010775781	AUSTRALIA POST	Over the counter infringement payments	1,361.90
Cheque/EFT FNumber 218090			MARK REISINGER T/AS MFR AUTOELECTRICS		7,038.59
31/08/2021	\$APINVCE	2338	MARK REISINGER T/AS MFR AUTOELECTRICS	Call Out To Rectify Faults in Rubbish Tr	424.38
31/08/2021	\$APINVCE	2340	MARK REISINGER T/AS MFR AUTOELECTRICS	Call Out To Rectify Faults in Rubbish Tr	1,253.08
31/08/2021	\$APINVCE	2342	MARK REISINGER T/AS MFR AUTOELECTRICS	Call Out To Rectify Faults in Rubbish Tr	305.91
31/08/2021	\$APINVCE	2339	MARK REISINGER T/AS MFR AUTOELECTRICS	Call Out To Rectify Faults in Rubbish Tr	4,235.16
31/08/2021	\$APINVCE	2341	MARK REISINGER T/AS MFR AUTOELECTRICS	Call Out To Rectify Faults in Rubbish Tr	820.06



City of Perth

Schedule of Accounts Paid - Municipal Fund

For the Period : 01/08/2021-31/08/2021

Payment Date	Document	Invoice Number	Payee	Payment Details	Payment Amount
Cheque/EFT FNumber 218091					733.32
31/08/2021	\$APINVCE	743201	ALLMAKES PTY LTD T/AS BRANDWORX AUSTRALIA	Uniform request Ali Asghari - CPP Operat	199.01
31/08/2021	\$APINVCE	743197	ALLMAKES PTY LTD T/AS BRANDWORX AUSTRALIA	Rhonda Braddock Uniform	102.99
31/08/2021	\$APINVCE	743200	ALLMAKES PTY LTD T/AS BRANDWORX AUSTRALIA	Elaine Suart Uniform	199.01
31/08/2021	\$APINVCE	743196	ALLMAKES PTY LTD T/AS BRANDWORX AUSTRALIA	Alex Taseski Uniform	74.10
31/08/2021	\$APINVCE	743199	ALLMAKES PTY LTD T/AS BRANDWORX AUSTRALIA	Steve Taseski Uniform	58.70
31/08/2021	\$APINVCE	743198	ALLMAKES PTY LTD T/AS BRANDWORX AUSTRALIA	G Melia Uniform Order	99.51
Cheque/EFT FNumber 218092					110.00
31/08/2021	\$APINVCE	00001365	PERTH TEMPORARY FENCING	2 month extension for temp fencing hire	110.00
Cheque/EFT FNumber 218093					1,449.80
31/08/2021	\$APINVCE	00052748	WESTURN ENGINEERING PTY LTD	Supply of 2 x Raptor 3000 and 10 x shear	1,449.80
Cheque/EFT FNumber 218094					1,427.56
31/08/2021	\$APINVCE	9036793840	WINC AUSTRALIA PTY LTD	Level 2 Council House, Stationery and pa	184.97
31/08/2021	\$APINVCE	9036778741	WINC AUSTRALIA PTY LTD	Level 2 Council House, Stationery and pa	16.39
31/08/2021	\$APINVCE	9036781196	WINC AUSTRALIA PTY LTD	ICT Stationery and Catering Supplie 2021	125.62
31/08/2021	\$APINVCE	9036803608	WINC AUSTRALIA PTY LTD	Stationery Supplies, catering supplies,	468.56
31/08/2021	\$APINVCE	9036801382	WINC AUSTRALIA PTY LTD	Envelopes	275.87
31/08/2021	\$APINVCE	9036622027	WINC AUSTRALIA PTY LTD	Blanket order for stationary 2021/22	64.15
31/08/2021	\$APINVCE	9036588688	WINC AUSTRALIA PTY LTD	Blanket order for stationary 2021/22	167.63
31/08/2021	\$APINVCE	9036745835	WINC AUSTRALIA PTY LTD	FY21/22 Stationery & Kitchen Supplier Lv	124.37
Cheque/EFT FNumber 218095					19,305.00
31/08/2021	\$APINVCE	00004693	FOOD TECHNOLOGY SERVICES PTY LTD	Food Business and Public Building Inspec	19,305.00
Cheque/EFT FNumber 218096					7,258.90
31/08/2021	\$APINVCE	117762	A.D COOTE & CO. (SHEETMETAL)PTY LTD	Quote sr6021rev1- 5 poles, bowling club	7,258.90
Cheque/EFT FNumber 218097					38.50
31/08/2021	\$APINVCE	INV-3522	PERTH CITY FARM INC	Perth City Farm Saturday market stall	38.50
Cheque/EFT FNumber 218098					10,689.36
31/08/2021	\$APINVCE	80659SM	ESSENTIAL FIRE SERVICES PTY LTD	FIGURES ARE AN ESTIMATE ONLY, BASED ON A	353.10
31/08/2021	\$APINVCE	79447SM	ESSENTIAL FIRE SERVICES PTY LTD	FIGURES ARE AN ESTIMATE ONLY, BASED ON A	2,657.16
31/08/2021	\$APINVCE	79294SM	ESSENTIAL FIRE SERVICES PTY LTD	FIGURES ARE AN ESTIMATE ONLY, BASED ON A	333.30
31/08/2021	\$APINVCE	80660SM	ESSENTIAL FIRE SERVICES PTY LTD	FIGURES ARE AN ESTIMATE ONLY, BASED ON A	302.50
31/08/2021	\$APINVCE	80879SM	ESSENTIAL FIRE SERVICES PTY LTD	FIGURES ARE AN ESTIMATE ONLY, BASED ON A	151.25
31/08/2021	\$APINVCE	79927SM	ESSENTIAL FIRE SERVICES PTY LTD	FIGURES ARE AN ESTIMATE ONLY, BASED ON A	598.95
31/08/2021	\$APINVCE	79660SM	ESSENTIAL FIRE SERVICES PTY LTD	FIGURES ARE AN ESTIMATE ONLY, BASED ON A	704.00
31/08/2021	\$APINVCE	80468SM	ESSENTIAL FIRE SERVICES PTY LTD	FIGURES ARE AN ESTIMATE ONLY, BASED ON A	60.50
31/08/2021	\$APINVCE	79968SM	ESSENTIAL FIRE SERVICES PTY LTD	FIGURES ARE AN ESTIMATE ONLY, BASED ON A	3,482.60
31/08/2021	\$APINVCE	80197SM	ESSENTIAL FIRE SERVICES PTY LTD	FIGURES ARE AN ESTIMATE ONLY, BASED ON A	2,046.00
Cheque/EFT FNumber 218099					11,657.84
31/08/2021	\$APINVCE	843679	TALENT INTERNATIONAL PTY LTD(WA)	Temp personnel Martin Hoang for Josh Joh	2,590.63
31/08/2021	\$APINVCE	843680	TALENT INTERNATIONAL PTY LTD(WA)	Extension - Relief Application Officer	1,899.15
31/08/2021	\$APINVCE	843682	TALENT INTERNATIONAL PTY LTD(WA)	Senior Traffic Engineer – Aaron Fulleros	2,968.76
31/08/2021	\$APINVCE	843681	TALENT INTERNATIONAL PTY LTD(WA)	Temp employment AGeorgianis, PA to Gener	2,111.32
31/08/2021	\$APINVCE	840306	TALENT INTERNATIONAL PTY LTD(WA)	Temp employment AGeorgianis, PA to Gener	2,087.98
Cheque/EFT FNumber 218100					120.00
31/08/2021	\$APINVCE	010621	PHILIP WILSON	Tuesday Morning Show 13 July P Wilson	120.00
Cheque/EFT FNumber 218101					35,200.00
31/08/2021	\$APINVCE	L27630-1	Snagfu Pty Ltd t/as DCE Electrical & Leopard Controls	Snagfu Pty Ltd t/as DCE Electrical & Leopard Control:Project PPST800069. Water Meters. Sensor	35,200.00
Cheque/EFT FNumber 218102					1,282.20
31/08/2021	\$APINVCE	NV248446	PRECISIONTECH (WA)PTY LTD	Repairs to Hawk Water Pump for WAC Large	1,282.20
Cheque/EFT FNumber 218103					11,000.00
31/08/2021	\$APINVCE	IV00002793	CORPORATE GOVERNANCE RISK PTY LTD	Monthly Hosting Fees 2021/22 for Risk Ma	11,000.00
Cheque/EFT FNumber 218104					1,643.00
31/08/2021	\$APINVCE	0093598	CENTRAL CITY HEALTH PROFESSIONALS	Parking Podiatry 21/22	152.00
31/08/2021	\$APINVCE	0093588	CENTRAL CITY HEALTH PROFESSIONALS	Parking Podiatry 21/22	152.00
31/08/2021	\$APINVCE	0093649	CENTRAL CITY HEALTH PROFESSIONALS	Parking Podiatry 21/22	152.00
31/08/2021	\$APINVCE	0093628	CENTRAL CITY HEALTH PROFESSIONALS	Parking Podiatry 21/22	152.00
31/08/2021	\$APINVCE	0093624	CENTRAL CITY HEALTH PROFESSIONALS	Parking Podiatry 21/22	175.00
31/08/2021	\$APINVCE	0093684	CENTRAL CITY HEALTH PROFESSIONALS	Parking Podiatry 21/22	100.00
31/08/2021	\$APINVCE	0093719	CENTRAL CITY HEALTH PROFESSIONALS	Parking Podiatry 21/22	152.00
31/08/2021	\$APINVCE	0093769	CENTRAL CITY HEALTH PROFESSIONALS	Parking Podiatry 21/22	152.00
31/08/2021	\$APINVCE	0093767	CENTRAL CITY HEALTH PROFESSIONALS	Parking Podiatry 21/22	152.00
31/08/2021	\$APINVCE	0093731	CENTRAL CITY HEALTH PROFESSIONALS	Parking Podiatry 21/22	152.00
31/08/2021	\$APINVCE	0093378	CENTRAL CITY HEALTH PROFESSIONALS	Parking Podiatry 21/22	152.00
Cheque/EFT FNumber 218105					3,960.00
31/08/2021	\$APINVCE	562W030130	AIMSUN PTY LIMITED	AIMSUN TRAFFIC PLANNING SOFTWARE RENEWAL	3,960.00
Cheque/EFT FNumber 218106					253.00
31/08/2021	\$APINVCE	656827	BATTERIES PLUS	New Battery for Pool Car at Council Hous	253.00
Cheque/EFT FNumber 218107					208.00
31/08/2021	\$APINVCE	31302	LENARA NOMINEES PTY LTD T/AS PERTH NEWS DELIV	Newspaper Subscription, Level 2 (The Wes	68.20
31/08/2021	\$APINVCE	31183	LENARA NOMINEES PTY LTD T/AS PERTH NEWS DELIV	Newspaper Subscription, Level 2 (The Wes	69.90
31/08/2021	\$APINVCE	31422	LENARA NOMINEES PTY LTD T/AS PERTH NEWS DELIV	Newspaper Subscription, Level 2 (The Wes	69.90
Cheque/EFT FNumber 218108					7,603.20
31/08/2021	\$APINVCE	INV-00059034	AUSTRALIAN PARKING AND REVENUE CONTROL PTY LTD	PDA hosting costs for parking, rangers a	7,603.20
Cheque/EFT FNumber 218109					115,461.50
31/08/2021	\$APINVCE	P79225	CDM AUSTRALIA PTY LTD	41 LAPTOPS, 45 DOCKING STATIONS FOR CORP	115,461.50
Cheque/EFT FNumber 218110					423.52
31/08/2021	\$APINVCE	309	TSTEE GREEN F/TRUST & TSTEE HOOD F/TRUST T/A	C Milk for parking crib rooms and technica	165.12
31/08/2021	\$APINVCE	310	TSTEE GREEN F/TRUST & TSTEE HOOD F/TRUST T/A	C Surveillance Milk Supplies 21-22 FY Unde	140.48
31/08/2021	\$APINVCE	293	TSTEE GREEN F/TRUST & TSTEE HOOD F/TRUST T/A	C Milk supply Level 6 21/22	117.92
Cheque/EFT FNumber 218111					504.80
DULUXGROUP(AUSTRALIA)PTY LTD T/AS DULUX AUSTRALIA					



City of Perth

Schedule of Accounts Paid - Municipal Fund
For the Period : 01/08/2021-31/08/2021

Payment Date	Document	Invoice Number	Payee	Payment Details	Payment Amount
31/08/2021	\$APINVCE	490039134	DULUXGROUP(AUSTRALIA)PTY LTD T/AS DULUX AUS	Paint and Hardware Supplies for Use in G	78.11
31/08/2021	\$APINVCE	490054077	DULUXGROUP(AUSTRALIA)PTY LTD T/AS DULUX AUS	Paint and Hardware Supplies for Use in G	161.68
31/08/2021	\$APINVCE	489368711	DULUXGROUP(AUSTRALIA)PTY LTD T/AS DULUX AUS	Paint and Hardware Supplies for Use in G	86.01
31/08/2021	\$APINVCE	490018803	DULUXGROUP(AUSTRALIA)PTY LTD T/AS DULUX AUS	Paint and Hardware Supplies for Use in G	179.00
Cheque/EFT FNumber 218112					1,458.71
GPC Asia Pacific Pty Ltd T/AS NAPA					
31/08/2021	\$APINVCE	1970015096	GPC Asia Pacific Pty Ltd T/AS NAPA	Work Consumables and Servicing Filters +	1,458.71
Cheque/EFT FNumber 218113					38,500.00
Targa West					
31/08/2021	\$APINVCE	INV-0115	Targa West	Event Sponsorship Rd 1 2021/22 - Targa W	38,500.00
Cheque/EFT FNumber 218114					709.90
J.H. FLUID TRANSFER SOLUTIONS PTY LTD T/AS PIRTEK MALAGA					
31/08/2021	\$APINVCE	ML-T00042626	J.H. FLUID TRANSFER SOLUTIONS PTY LTD T/AS PIRTE	Special Metric Camloc + Clamp fittings f	564.70
31/08/2021	\$APINVCE	ML-T00042844	J.H. FLUID TRANSFER SOLUTIONS PTY LTD T/AS PIRTE	Call Out to hydraulic hose leak on Volvo	145.20
Cheque/EFT FNumber 218115					8,800.00
AUSTRALIAN INDIGENOUS MINORITY SUPPLIER OFFICE LTD T/AS SUPPLY NATION					
31/08/2021	\$APINVCE	INV-2556	AUSTRALIAN INDIGENOUS MINORITY SUPPLIER OFFI	Supply Nation Membership 2021/22	8,800.00
Cheque/EFT FNumber 218116					52.20
THE GRIFFITH FAMILY TRUST T/AS SUPERSTOCK SERVICES SUPERSTOCK FOOD SERVICES					
31/08/2021	\$APINVCE	40464159	THE GRIFFITH FAMILY TRUST T/AS SUPERSTOCK SERV	Superstock Food Services supply fruit ju	52.20
Cheque/EFT FNumber 218117					4,893.00
OFFICEASY PTY LTD T/AS BUSINESS BASE					
31/08/2021	\$APINVCE	INV-15548	OFFICEASY PTY LTD T/AS BUSINESS BASE	Quote QU-16523 - Supply and delivery of	330.00
31/08/2021	\$APINVCE	INV-15543	OFFICEASY PTY LTD T/AS BUSINESS BASE	Quote QU-16524 - Supply and delivery of	4,563.00
Cheque/EFT FNumber 218118					3,245.00
Rooforce Facility Services Pty Ltd					
31/08/2021	\$APINVCE	IV00000001212	Rooforce Facility Services Pty Ltd	Roo Force Facility Services	3,245.00
Cheque/EFT FNumber 218119					880.00
Mission Bay Enterprises Pty Ltd t/as Crush					
31/08/2021	\$APINVCE	INV-51768	Mission Bay Enterprises Pty Ltd t/as Crush	Work initiated and managed by Lisa Bradl	880.00
Cheque/EFT FNumber 218120					138.68
KINOKUNIYA BOOK STORES OF AUSTRALIA PTY LTD					
31/08/2021	\$APINVCE	00027712	KINOKUNIYA BOOK STORES OF AUSTRALIA PTY LTD	Library Stock Purchases for Junior Ficti	138.68
Cheque/EFT FNumber 218121					98,978.00
DXC Technology Australia Pty Ltd					
31/08/2021	\$APINVCE	8001189677	DXC Technology Australia Pty Ltd	Year 1 licensing and Implementation of l	98,978.00
Cheque/EFT FNumber 218122					2,987.72
DIANNE BAIN					
31/08/2021	\$APINVCE	31082021	DIANNE BAIN	ELECTED MEMBER PAYMENT -AUG 2021	2,987.72
Cheque/EFT FNumber 218123					2,987.72
CLYDE BEVAN					
31/08/2021	\$APINVCE	31082021	CLYDE BEVAN	ELECTED MEMBER PAYMENT -AUG 2021	2,987.72
Cheque/EFT FNumber 218124					2,987.72
BRENT FLEETON					
31/08/2021	\$APINVCE	31082021	BRENT FLEETON	ELECTED MEMBER PAYMENT -AUG 2021	2,987.72
Cheque/EFT FNumber 218125					2,987.72
LIAM GOBBERT					
31/08/2021	\$APINVCE	31082021	LIAM GOBBERT	ELECTED MEMBER PAYMENT -AUG 2021	2,987.72
Cheque/EFT FNumber 218127					18,181.72
Hoban Recruitment Pty Ltd					
31/08/2021	\$APINVCE	HPL26334	Hoban Recruitment Pty Ltd	Contractor - Parking Services Technician	1,740.34
31/08/2021	\$APINVCE	HPL27532	Hoban Recruitment Pty Ltd	Contractor - Parking Services Technician	1,765.71
31/08/2021	\$APINVCE	HPL27533	Hoban Recruitment Pty Ltd	Process Writer - Gabriele Lang	1,940.84
31/08/2021	\$APINVCE	HPL27535	Hoban Recruitment Pty Ltd	Hoban CPO Contractors 2021/2022	6,282.73
31/08/2021	\$APINVCE	HPL25766	Hoban Recruitment Pty Ltd	Process Writer - Gabriele Lang	2,487.80
31/08/2021	\$APINVCE	HPL26920	Hoban Recruitment Pty Ltd	Ken Buck from 4/07/2021 to 26/09/2021	1,982.15
31/08/2021	\$APINVCE	HPL27534	Hoban Recruitment Pty Ltd	Ken Buck from 4/07/2021 to 26/09/2021	1,982.15
Cheque/EFT FNumber 218128					2,987.72
VIKTOR KO					
31/08/2021	\$APINVCE	31082021	VIKTOR KO	ELECTED MEMBER PAYMENT -AUG 2021	2,987.72
Cheque/EFT FNumber 218129					2,987.72
CATHERINE LEZER					
31/08/2021	\$APINVCE	31082021	CATHERINE LEZER	ELECTED MEMBER PAYMENT -AUG 2021	2,987.72
Cheque/EFT FNumber 218130					15,991.25
BASIL ZEMPILAS					
31/08/2021	\$APINVCE	31082021	BASIL ZEMPILAS	ELECTED MEMBER PAYMENT -AUG 2021	15,991.25
Cheque/EFT FNumber 218131					2,987.72
REBECCA GORDON					
31/08/2021	\$APINVCE	31082021	REBECCA GORDON	ELECTED MEMBER PAYMENT -AUG 2021	2,987.72
Cheque/EFT FNumber 218132					3,960.00
Absolute Stone Paving P/L					
31/08/2021	\$APINVCE	24500-09	Absolute Stone Paving P/L	Roe Street - Granite Kerbs & Pavers	3,960.00
Cheque/EFT FNumber 218133					5,902.31
SANDY ANGHIE					
31/08/2021	\$APINVCE	31082021	SANDY ANGHIE	ELECTED MEMBER PAYMENT -AUG 2021	5,902.31
Cheque/EFT FNumber 218134					8,901.31
BELL TRADING TRUST T/AS NORTH STAR SECURITY					
31/08/2021	\$APINVCE	28404	BELL TRADING TRUST T/AS NORTH STAR SECURITY	3 x swipe card readers to install in the	6,370.10
31/08/2021	\$APINVCE	28373	BELL TRADING TRUST T/AS NORTH STAR SECURITY	VARIOUS SITES - REACTIVE MAINTENANCE 202	2,531.21
Cheque/EFT FNumber 218135					325.88
GO DOORS PTY LTD t/as GO DOORS					
31/08/2021	\$APINVCE	94232	GO DOORS PTY LTD t/as GO DOORS	Call out made on 21/07/21 regarding issu	325.88
Cheque/EFT FNumber 218136					700.00
G.G Hunt & J.R Hunt T/as Garry Hunt Consulting Group					
31/08/2021	\$APINVCE	4/2021	G.G Hunt & J.R Hunt T/as Garry Hunt Consulting Gro	CEO Performance Coaching Advisory & Lia	700.00
Cheque/EFT FNumber 218137					38.95
Chatsworth Family Trust t/as Chatsworth Flowers					
31/08/2021	\$APINVCE	249305	Chatsworth Family Trust t/as Chatsworth Flowers	iCity Volunteer - Flowers for Karen Fost	38.95
Cheque/EFT FNumber 218138					216.04
FreshExchange Pty Ltd					
31/08/2021	\$APINVCE	302288	FreshExchange Pty Ltd	Fresh fruit and vegetables for Community	71.14
31/08/2021	\$APINVCE	302366	FreshExchange Pty Ltd	Fresh fruit and vegetables for Community	144.90
Cheque/EFT FNumber 218139					330.00
Australian Multilingual Translation Services Pty Ltd					
31/08/2021	\$APINVCE	AMLS-I010265	Australian Multilingual Translation Services Pty Ltd	Interpretation services for Perth-Denpas	330.00
Cheque/EFT FNumber 218140					24,767.00
Kingston Reid Pty Ltd					
31/08/2021	\$APINVCE	6952	Kingston Reid Pty Ltd	21-008-CEOCEO-X CCC 281/21 Project Alpha	24,767.00
Cheque/EFT FNumber 218141					1,347.18
BLUE COLLAR PEOPLE					
31/08/2021	\$APINVCE	00151570	BLUE COLLAR PEOPLE	Labour Hire Nightshift WE 15/8/21	1,347.18
Cheque/EFT FNumber 218142					106.18
BOFFINS BOOKSHOP PTY LTD					
31/08/2021	\$APINVCE	INV0152726	BOFFINS BOOKSHOP PTY LTD	Library Stock purchases for Adult Ficti	106.18
Cheque/EFT FNumber 218143					4,166.58
BUNNINGS BUILDING SUPPLIES P/L					
31/08/2021	\$APINVCE	2404/99858748	BUNNINGS BUILDING SUPPLIES P/L	Supply materials: 126 x JARRAH DAR PRIME	4,166.58
Cheque/EFT FNumber 218144					18,773.95
AMPOL AUSTRALIA PETROLEUM PTY LTD					
31/08/2021	\$APINVCE	9425937694	AMPOL AUSTRALIA PETROLEUM PTY LTD	Depot Fuel	18,773.95
Cheque/EFT FNumber 218145					2,167.00
CENTRECARE CORPORATE					
31/08/2021	\$APINVCE	25241	CENTRECARE CORPORATE	EAP	231.00



City of Perth

Schedule of Accounts Paid - Municipal Fund

For the Period : 01/08/2021-31/08/2021

Payment Date	Document	Invoice Number	Payee	Payment Details	Payment Amount
31/08/2021	\$APINVCE	25288	CENTRECARE CORPORATE	EAP	1,936.00
Cheque/EFT FNumber 218146					7,970.02
31/08/2021	\$APINVCE	INV-34653	CLASSIC TREE SERVICES	Street Tree Pruning, Removal and Arboric	471.79
31/08/2021	\$APINVCE	INV-34635	CLASSIC TREE SERVICES	Street Tree Pruning, Removal and Arboric	2,970.00
31/08/2021	\$APINVCE	INV-34622	CLASSIC TREE SERVICES	Street Tree Pruning, Removal and Arboric	1,897.50
31/08/2021	\$APINVCE	INV-34652	CLASSIC TREE SERVICES	Street Tree Pruning, Removal and Arboric	2,630.73
Cheque/EFT FNumber 218147					396.46
31/08/2021	\$APINVCE	BL581222	DARDANUP BUTCHERING UNIT TRUST T/AS DARDANUP BUTCHERING CO DARDANUP BUTCHERING C	DARDANUP BUTCHERING UNIT TRUST T/AS DARDANUP Dardanup. Supply and deliver meat and me	396.46
Cheque/EFT FNumber 218148					94.97
31/08/2021	\$APINVCE	11016849	FARINOSI & SONS PTY LTD	VARIOUS SITES - SUPPLY OF MINOR HARDWARE	15.25
31/08/2021	\$APINVCE	11012913	FARINOSI & SONS PTY LTD	VARIOUS SITES - SUPPLY OF MINOR HARDWARE	15.90
31/08/2021	\$APINVCE	11016821	FARINOSI & SONS PTY LTD	VARIOUS SITES - SUPPLY OF MINOR HARDWARE	63.82
Cheque/EFT FNumber 218149					7,558.57
31/08/2021	\$APINVCE	50244330	HAYS PERSONNEL SERVICES (AUST) PTY LTD	Hays WAC Dayshift Contractors	7,558.57
Cheque/EFT FNumber 218150					5,112.36
31/08/2021	\$APINVCE	INV-42615	HYDROQUIP PUMPS	18 x Full Mineral Analysis Groundwater S	5,112.36
Cheque/EFT FNumber 218151					139.90
31/08/2021	\$APINVCE	2179486	JAYCAR ELECTRONICS	battery charger & Isolator for water pum	139.90
Cheque/EFT FNumber 218152					540.00
31/08/2021	\$APINVCE	00001786	JOHN TIERNEY	Technical Services - Car Cleaning 2021/2	540.00
Cheque/EFT FNumber 218153					56,952.39
31/08/2021	\$APINVCE	6789515	JONES LANG LASALLE (WA)PTY LTD	ENEX 100 Loading Dock 14 Monthly Rent 20	56,952.39
Cheque/EFT FNumber 218154					531.00
31/08/2021	\$APINVCE	22478	LGPA	Pls see cm records for further supportin	531.00
Cheque/EFT FNumber 218155					4,180.00
31/08/2021	\$APINVCE	83751	Light Applications	Supply and deliver feature light fitting	4,180.00
Cheque/EFT FNumber 218156					40.49
31/08/2021	\$APINVCE	1086343	MAJOR MOTORS PTY LTD	Gasket and Air Dryer Silencer for Large	226.14
31/08/2021	\$APCREDIT	1090377	MAJOR MOTORS PTY LTD	Invoice 1086343	- 185.65
Cheque/EFT FNumber 218157					372.63
31/08/2021	\$APINVCE	39806	MARKETFORCE LTD	Statutory Advertising - Tenders 2021/22	509.94
31/08/2021	\$APCREDIT	37598	MARKETFORCE LTD	Early settlement discount	- 15.39
31/08/2021	\$APCREDIT	37597	MARKETFORCE LTD	Early settlement discount	- 121.92
Cheque/EFT FNumber 218158					890.56
31/08/2021	\$APINVCE	SINV-043987	MINDARIE REGIONAL COUNCIL	Green Waste Handling	890.56
Cheque/EFT FNumber 218159					775.50
31/08/2021	\$APINVCE	INV-0322	THE TRUSTEE FOR THE PETTIT FAMILY TRUST T/AS P&M AUTOMOTIVE P&M AUTOMOTIVE EQUIP	THE TRUSTEE FOR THE PETTIT FAMILY TRUST T/AS P&M Annual Inspection of Vehicle x 2 at Depo	775.50
Cheque/EFT FNumber 218160					4,337.62
31/08/2021	\$APINVCE	21479105	RENTOKIL INIRIAL PTY LTD T/AS AMBIUS	VARIOUS SITES - PLANT MAINTENANCE 2021/2	4,337.62
Cheque/EFT FNumber 218161					5,104.79
31/08/2021	\$APINVCE	661093363	FUJI XEROX BUSINESSFORCE PTY LTD	Reminder and Final Demand notice product	391.83
31/08/2021	\$APINVCE	661093364	FUJI XEROX BUSINESSFORCE PTY LTD	Reminder and Final Demand notice product	214.38
31/08/2021	\$APINVCE	661093365	FUJI XEROX BUSINESSFORCE PTY LTD	Reminder and Final Demand notice product	324.03
31/08/2021	\$APINVCE	662093364	FUJI XEROX BUSINESSFORCE PTY LTD	Reminder and Final Demand notice product	678.75
31/08/2021	\$APINVCE	662093363	FUJI XEROX BUSINESSFORCE PTY LTD	Reminder and Final Demand notice product	1,999.15
31/08/2021	\$APINVCE	662093365	FUJI XEROX BUSINESSFORCE PTY LTD	Reminder and Final Demand notice product	1,496.65
Cheque/EFT FNumber 218162					308.00
31/08/2021	\$APINVCE	4688152978	Schindler Lifts Pty Ltd	COUNCIL HOUSE - REACTIVE LIFT MAINTENANC	308.00
Cheque/EFT FNumber 218163					384.84
31/08/2021	\$APINVCE	1221804831	SPANDEX ASIA PACIFIC P/L	Supply of materials: 20 x sheets of 2440	384.84
Cheque/EFT FNumber 218164					1,265.91
31/08/2021	\$APINVCE	SI425801	STATEWIDE CLEANING SUPPLIES	Cleaning supplies for Citiplace Rest Cen	1,265.91
Cheque/EFT FNumber 218165					207.00
31/08/2021	\$APINVCE	69100 #7	CSP GROUP PTY LTD T/AS STIHL SHOP OSBORNE PARK	CSP GROUP PTY LTD T/AS STIHL SHOP OSBORNE PAR 3 x Basic chainsaw helmet kits.	207.00
Cheque/EFT FNumber 218166					103.00
31/08/2021	\$APINVCE	20210812-9-2-43170	Toolmart Australia Pty Ltd	Supply 1 x 350mm diamond blade	103.00
Cheque/EFT FNumber 218167					120.45
31/08/2021	\$APINVCE	00412750	ULTIMO CATERING & EVENTS PTY LTD	Ultimo catering - COP catering supplies	120.45
Cheque/EFT FNumber 218168					549.12
31/08/2021	\$APINVCE	87243	WESTERN RESOURCE RECOVERY PTY LTD	GREASE TRAP - PLANNED MAINTENANCE - JUL	153.12
31/08/2021	\$APINVCE	86902	WESTERN RESOURCE RECOVERY PTY LTD	GREASE TRAP - PLANNED MAINTENANCE - JUL	396.00
Cheque/EFT FNumber 218169					2,836.62
31/08/2021	\$APINVCE	00055862	STEFNA FAMILY TRUST T/AS WEST TIP WASTE MANAGEMENT	STEFNA FAMILY TRUST T/AS WEST TIP WASTE MANA Bulk Waste for July	2,836.62
Cheque/EFT FNumber 218170					1,043.00
31/08/2021	\$APINVCE	259238	GRAND HOTEL MANAGEMENT PTY LTD	RFD DR 5042353 OVERPAYMENT	1,043.00
Cheque/EFT FNumber 218171					104.45
31/08/2021	\$APINVCE	5018767	GEORGIU BUILDING PTY LTD	RFD DR 5018767 OVERPAYMENT	104.45
Cheque/EFT FNumber 218172					693.00
31/08/2021	\$APINVCE	264262	WORLDSKILLS AUST	RFD DR 503379 - CREDIT NOTE 55678	693.00
Cheque/EFT FNumber 218173					19,118.00
31/08/2021	\$APINVCE	A1007319	N C WALKER	RFD RATES-6/36 ORD ST WEST PERTH	19,118.00
Cheque/EFT FNumber 218174					184.85
31/08/2021	\$APINVCE	A1103068	B H TIMMS	RFD RATES-1A/29 TRAFALGAR RD EAST PERTH	184.85
Cheque/EFT FNumber 28003615					39,273.00
18/08/2021	\$APINVCE	28003615	FINES ENFORCEMENT REGISTRY	FER Parking Lodgements	39,273.00
Cheque/EFT FNumber J236834					1,000.00
18/08/2021	\$APINVCE		PROFESSIONAL PETROLEUM	PROFESSIONAL PETROLEUM DATA MANAGEMENT	1,000.00
Cheque/EFT FNumber 217233					102.00
9/08/2021	\$CANCHQ		VOODOO CAFE PTY LTD	RFD FOOD BUSINESS-FPM 1257	- 102.00
Cheque/EFT FNumber 217225					65.00
			WATER2WATER PTY LTD		- 65.00



City of Perth

Schedule of Accounts Paid - Municipal Fund
For the Period : 01/08/2021-31/08/2021

Payment Date	Document	Invoice Number	Payee	Payment Details	Payment Amount
9/08/2021	\$CANCHQ		WATER2WATER PTY LTD	Parking Card 01124415	- 65.00
Cheque/EFT FNumber J236691			LIBRARY IDEAS		9,212.00
1/07/2021	\$APINVCE		LIBRARY IDEAS	FREGAL MUSIC -ONLINE RESPURCES	9,212.00
Cheque/EFT FNumber			MERCER (AUSTRALIA) PTY LTD		38,357.82
23/08/2021	\$JOURNAL	J236744	MERCER (AUSTRALIA) PTY LTD	14.5% Mercer Super Paid from Surplus	- 39,525.81
3/08/2021	\$JOURNAL	J236368	MERCER (AUSTRALIA) PTY LTD	14.5% Mercer Super Paid from Surplus	- 39,688.05
13/08/2021	\$HRPAYJNL	F 30/07/2021	MERCER (AUSTRALIA) PTY LTD	4.5% Council Matched Company Contributio	10,105.42
13/08/2021	\$HRPAYJNL	EF 30/07/2021	MERCER (AUSTRALIA) PTY LTD	CC Scheme Employee Contribution - PostTa	12,649.38
13/08/2021	\$HRPAYJNL	F 30/07/2021	MERCER (AUSTRALIA) PTY LTD	Employee Contribution - Post Tax (\$)	436.35
13/08/2021	\$HRPAYJNL	F 30/07/2021	MERCER (AUSTRALIA) PTY LTD	Employee Contribution - PreTax (\$)	4,046.47
13/08/2021	\$HRPAYJNL	F 30/07/2021	MERCER (AUSTRALIA) PTY LTD	SGC Compulsory - Employer	1,670.94
13/08/2021	\$HRPAYJNL	EF 30/07/2021	MERCER (AUSTRALIA) PTY LTD	SGC Compulsory Defined Benefit >9%	2,759.28
13/08/2021	\$HRPAYJNL	EF 30/07/2021	MERCER (AUSTRALIA) PTY LTD	SGC Compulsory Defined Benefit 9%	24,833.00
23/08/2021	\$HRPAYJNL	EF 13/08/2021	MERCER (AUSTRALIA) PTY LTD	4.5% Council Matched Company Contributio	15,680.05
23/08/2021	\$HRPAYJNL	EF 13/08/2021	MERCER (AUSTRALIA) PTY LTD	CC Scheme Employee Contribution - PostTa	5,484.35
23/08/2021	\$HRPAYJNL	EF 13/08/2021	MERCER (AUSTRALIA) PTY LTD	CC Scheme Employee Contribution - PreTax	6,877.72
23/08/2021	\$HRPAYJNL	F 13/08/2021	MERCER (AUSTRALIA) PTY LTD	Employee Contribution - Post Tax (\$)	432.54
23/08/2021	\$HRPAYJNL	F 13/08/2021	MERCER (AUSTRALIA) PTY LTD	Employee Contribution - PreTax (\$)	3,986.11
23/08/2021	\$HRPAYJNL	F 13/08/2021	MERCER (AUSTRALIA) PTY LTD	SGC Compulsory - Employer	1,572.09
23/08/2021	\$HRPAYJNL	EF 13/08/2021	MERCER (AUSTRALIA) PTY LTD	SGC Compulsory Defined Benefit >9%	2,703.74
23/08/2021	\$HRPAYJNL	EF 13/08/2021	MERCER (AUSTRALIA) PTY LTD	SGC Compulsory Defined Benefit 9%	24,334.24
Cheque/EFT FNumber			AUSTRALIAN SUPER		15,139.26
19/08/2021	\$HRPAYJNL	F 13/08/2021	AUSTRALIAN SUPER	Employee Contribution - Post Tax (\$)	239.00
19/08/2021	\$HRPAYJNL	F 13/08/2021	AUSTRALIAN SUPER	Employee Contribution - Post Tax (%)	218.24
19/08/2021	\$HRPAYJNL	EF 13/08/2021	AUSTRALIAN SUPER	Employee Contribution - PreTax (\$)	1,799.94
19/08/2021	\$HRPAYJNL	EF 13/08/2021	AUSTRALIAN SUPER	Employee Contribution - PreTax (%)	5,248.67
20/08/2021	\$HRPAYJNL	F 30/07/2021	AUSTRALIAN SUPER	Employee Contribution - Post Tax (\$)	239.00
20/08/2021	\$HRPAYJNL	F 30/07/2021	AUSTRALIAN SUPER	Employee Contribution - Post Tax (%)	219.87
20/08/2021	\$HRPAYJNL	EF 30/07/2021	AUSTRALIAN SUPER	Employee Contribution - PreTax (\$)	1,939.50
20/08/2021	\$HRPAYJNL	EF 30/07/2021	AUSTRALIAN SUPER	Employee Contribution - PreTax (%)	5,235.04
Cheque/EFT FNumber			THE TRUSTEE FOR AWARE SUPER		6,002.32
19/08/2021	\$HRPAYJNL	F 13/08/2021	The Trustee for Aware Super	Employee Contribution - PreTax (\$)	876.01
19/08/2021	\$HRPAYJNL	EF 13/08/2021	The Trustee for Aware Super	Employee Contribution - PreTax (%)	2,057.45
20/08/2021	\$HRPAYJNL	F 30/07/2021	The Trustee for Aware Super	Employee Contribution - PreTax (\$)	986.01
20/08/2021	\$HRPAYJNL	F 30/07/2021	The Trustee for Aware Super	Employee Contribution - PreTax (%)	2,082.85
Cheque/EFT FNumber			THE TRUSTEE FOR AWARE SUPER		550,938.02
12/08/2021	\$JOURNAL	J236626	Quick Super Fund	Rec 2753772 QuickSuper Super Refund	1,001.15
12/08/2021	\$JOURNAL	J236626	Quick Super Fund	Rec 2753989 QuickSuper Super Refund	1,001.15
12/08/2021	\$JOURNAL	J236626	Quick Super Fund	Receipt 2750350 QuickSuper Super Refund	500.58
19/08/2021	\$HRPAYJNL	EF 13/08/2021	Quick Super Fund	4.5% Council Matched Company Contributio	40,901.00
19/08/2021	\$HRPAYJNL	EF 13/08/2021	Quick Super Fund	CC Scheme Employee Contribution - PostTa	5,965.34
19/08/2021	\$HRPAYJNL	EF 13/08/2021	Quick Super Fund	CC Scheme Employee Contribution - PreTax	37,941.26
19/08/2021	\$HRPAYJNL	EF 13/08/2021	Quick Super Fund	SGC Compulsory - Employer	190,195.90
20/08/2021	\$HRPAYJNL	EF 30/07/2021	Quick Super Fund	4.5% Council Matched Company Contributio	40,775.32
20/08/2021	\$HRPAYJNL	F 30/07/2021	Quick Super Fund	CC Scheme Employee Contribution - PostTa	6,167.81
20/08/2021	\$HRPAYJNL	EF 30/07/2021	Quick Super Fund	CC Scheme Employee Contribution - PreTax	37,773.39
20/08/2021	\$JOURNAL	J236572	Quick Super Fund	Receipt 2763725 QuickSuper	105.39
20/08/2021	\$HRPAYJNL	EF 30/07/2021	Quick Super Fund	SGC Compulsory - Employer	187,608.57
31/08/2021	\$JOURNAL	J236779	Quick Super Fund	Receipt 2776895 QuickSuper	1,001.16
Total payments from Municipal Fund					20,302,477.80

Summary

Payments -Municipal Fund	20,302,477.80
COP-Payroll-August 2021	4,927,112.30
Bank Charges- August 2021	68,322.30
Credit Card Charges- August 2021	20,491.71

Total

25,318,404.11



AP Volume Report Municipal Fund

From 01/08/2021 to 31/08/2021 [Period 2]

City of Perth

Payee	Payment Amount
MINDARIE REGIONAL COUNCIL	7,500,128
CIVCON CIVIL & PROJECT MANAGEMENT PTY LTD	2,101,012
STILES ELECTRICAL SERVICES	1,296,345
DEPUTY COMMISSIONER OF TAXATION	1,114,544
LGISWA	707,709
QUICK SUPER FUND	550,938
JONES LANG LASALLE (WA)PTY LTD	473,482
INFOR GLOBAL SOLUTIONS AUSTRALIA PTY LTD	292,660
Initiative Media Australia Pty Ltd	281,861
DEC THE MALLS PTY LTD	276,334
ALINTA SALES PTY LTD	183,200
DEPUTY COMMISSIONER OF TAXATION (BAS)	164,091
DATA 3	156,359
Western Australian Land Authority	151,862
VISUAL INSPIRATIONS AUSTRALIA PTY LTD	143,613
TECHNICAL SERVICES GROUP	135,664
CSO Group Pty Ltd	133,669
E.P. DRAFFIN MANUFACTURING PTY LTD	121,419
RUAH COMMUNITY SERVICES	118,179
CDM AUSTRALIA PTY LTD	115,461
DAIMLER TRUCKS PERTH	111,830
ESRI AUSTRALIA PTY LTD	107,910
DEPARTMENT OF MINES INDUSTRY REGULATION AND SAFETY	99,951
DXC Technology Australia Pty Ltd	98,978
THE TRUSTEE FOR THE PROPERTY AUSTRALIA MANAGEMENT TRUST	92,361
HAYS PERSONNEL SERVICES (AUST) PTY LTD	88,136
MICRO FOCUS AUSTRALIA PTY LTD	86,700
AFGRI EQUIPMENT AUSTRALIA PTY LTD T/AS AFGRI EQUIPMENT	80,300
Hatch Pty Ltd	79,632
GJK FACILITY SERVICES	78,181
ACIL Allen Consulting Pty Ltd t/as ACIL Allen Consulting	76,376
ACCESS BRICKPAVING CO	75,451
GRAND HOTEL MANAGEMENT PTY LTD	72,005
Absolute Stone Paving P/L	70,854
TELSTRA	70,062
ELECTRICITY GENERATION AND RETAIL CORPORATION	68,690
TALENT INTERNATIONAL PTY LTD(WA)	66,517
SANDRA LESLEY HILL T/AS Sandra Hill Visual Artist	66,000
DATALINE VISUAL LINK PTY LTD	59,463
BUILDING & CONSTRUCTION INDUSTRY TRAININ	59,014
COUNCIL OF CAPITAL CITY LORD MAYORS	57,420
CLASSIC TREE SERVICES	56,657
Benerin (2004) Pty Ltd t/as Benerin Electrical Services	55,583
ARTRAGE	55,278
EOS ELECTRICAL	52,487
Hoban Recruitment Pty Ltd	52,432
GILMOUR & JOOSTE ELECTRICAL	50,412
ENVIROPATH PTY LTD T/ AS SPOT'S ALL SURFACE CLEANING	49,259
Axon Public Safety Australia Pty Ltd	47,833



AP Volume Report Municipal Fund

From 01/08/2021 to 31/08/2021 [Period 2]

City of Perth

Payee	Payment Amount
WINDCAVE PTY LTD T/AS PAYMENT EXPRESS AUSTRALIA PTY LTD	46,169
CITY TOYOTA	43,091
GALLERIA MOTORS PTY LTD T/AS GALLERIA TOYOTA	41,408
SENSEI PRODUCTIVITY PTY LTD T/AS SENSEI PROJECT SOLUTIONS	41,360
GREENLITE ELECTRICAL CONTRACTORS PTY LTD	39,301
FINES ENFORCEMENT REGISTRY	39,273
Targa West	38,500
MERCER	38,357
WATER CORPORATION	36,271
Snagfu Pty Ltd t/as DCE Electrical & Leopard Controls	35,200
CTI5 PTY LTD	34,993
Cadgroup Australia Pty Ltd	34,819
Servco Australia Melville Pty Ltd (Melville Toyota)	33,960
GEOGRAFIA PTY LTD	33,000
HAMES SHARLEY (WA) PTY LTD	31,982
INTEGRITY MANAGEMENT SOLUTIONS PTY LTD	29,700
CITY OF STIRLING	28,041
FLEETCARE PTY LTD	27,463
NEIL SCOTT	26,882
D.B CUNNINGHAM PTY LTD T/AS ADVANTEERING CIVIL ENGINEERS	26,506
Kingston Reid Pty Ltd	24,767
We Make Apps Pty Ltd (Nominee)	24,288
ARUP	23,471
ESSENTIAL FIRE SERVICES PTY LTD	23,205
Aboriginal United Services Pty Ltd	23,078
Rooforce Facility Services Pty Ltd	22,715
THE MARTINEZ, THE EAST, THE WARAT, THE MARIN HWL PRACTICE TRUST & OTHERS T/AS H	22,602
LIGHTSPEED COMMUNICATIONS AUSTRALIA PTY LTD t/as LIGHTSPEED	22,530
JB Legal Partners Pty Ltd	21,450
G.G Hunt & J.R Hunt T/as Garry Hunt Consulting Group	21,204
KPMG Forensic Pty Ltd	20,134
COMPELLING ECONOMICS PTY LTD T/AS REMPLAN	19,995
FOOD TECHNOLOGY SERVICES PTY LTD	19,305
N C WALKER	19,118
AMPOL AUSTRALIA PETROLEUM PTY LTD	18,773
CHEVRON AUSTRALIA DOWNSTREAM FUELS PTY LTD	18,529
THE TRUSTEE FOR PAM FAMILY TRUST T/AS PROFESSIONAL ARTS MANAGEMENT	18,000
COLLEAGUES NAGELS PTY LTD	17,749
ROWSON'S PLUMBING SERVICES PTY LTD	17,233
A E HOSKINS & SONS	17,000
Beilby Downing Teal Pty Ltd	16,940
A.D COOTE & CO. (SHEETMETAL)PTY LTD	16,716
DRAINFLOW SERVICES PTY LTD	16,522
BASIL ZEMPILAS	15,991
SPECIALIZED CLEANING GROUP PTY LTD	15,943
ELLENBY TREE FARM	15,924
Mills Corporation Pty Ltd t/as Mills Recruitment	15,840
Star Shadow Media Pty Ltd t/as The KP Collective	15,757
NS PROJECTS PTY LTD	15,543



AP Volume Report Municipal Fund

From 01/08/2021 to 31/08/2021 [Period 2]

City of Perth

Payee	Payment Amount
AUSTRALIAN SUPER	15,139
BELL TRADING TRUST T/AS NORTH STAR SECURITY	15,039
ACE SECURITY AND EVENTS SERVICES	14,803
THE TRUSTEE FOR THE SWIFT FLOW UNIT TRUST	14,679
COMMITTEE FOR PERTH	13,750
HERBERT SMITH FREEHILLS	13,419
CBRE (C) PTY LTD T/A CBRE REBA TST	13,416
STEFNA FAMILY TRUST T/AS WEST TIP WASTE MANAGEMENT	13,286
Turner & Townsend Thinc Pty Ltd	13,156
AUSTRALIAN HVAC SERVICES	12,994
MARK REISINGER T/AS MFR AUTOELECTRICS	12,944
BIDFOOD WA PTY LTD	12,365
IMPERIAL GLASS	12,224
Equilibrium Interactive Pty Ltd	12,066
FUJI XEROX BUSINESSFORCE PTY LTD	11,669
DEDICATED CONSTRUCTION	11,500
PERROTT PAINTING	11,493
THE ROYAL LIFE SAVING SOCIETY WA INC	11,092
CORPORATE GOVERNANCE RISK PTY LTD	11,000
ACTIVATE PERTH	11,000
ADVANCED TRAFFIC MANAGEMENT	10,804
DEPARTMENT OF PLANNING, LANDS AND HERITAGE	10,731
BLUE COLLAR PEOPLE	9,851
JOELZ PTY LTD T/AS BAX SERVICES	9,845
REDFISH TECHNOLOGIES PTY LTD	9,460
MAJESTIC PLUMBING	9,263
LIBRARY IDEAS	9,212
AUSTRALIAN INDIGENOUS MINORITY SUPPLIER OFFICE LTD T/AS SUPPLY NATION	8,800
W.C. CONVENIENCE MANAGEMENT PTY LTD	8,676
DDL AUSTRALIA PTY LTD	8,580
SUEZ RECYCLING & RECOVERY PTY LTD	8,562
ULTIMO CATERING & EVENTS PTY LTD	8,494
Light Applications	8,360
ADCO CONSTRUCTIONS PTY LTD	8,000
AUSTRALIA POST(677495)	7,845
Bladon Wa P/L	7,614
AUSTRALIAN PARKING AND REVENUE CONTROL PTY LTD	7,603
NVMS PTY LTD	7,422
OBJECTIVE CORPORATION LIMITED	7,317
JAMES BENNETT PTY LTD	7,235
Mission Bay Enterprises Pty Ltd t/as Crush	7,128
CSE CROSSCOM PTY LTD	7,128
TURF CARE WA PTY LTD	6,765
GRENSHED PTY LTD T/AS LIVING TURF	6,724
IBC DIGITAL	6,619
METROCOUNT	6,604
IRON MOUNTAIN AUSTRALIA GROUP PTY LTD	6,288
ALLPIPE TECHNOLOGIES	6,124
THE TRUSTEE FOR AWARE SUPER	6,002



AP Volume Report Municipal Fund

From 01/08/2021 to 31/08/2021 [Period 2]

City of Perth

Payee	Payment Amount
FAAC AUSTRALIA T/AS HUB PARKING TECHNOLOGY	5,925
BUNNINGS BUILDING SUPPLIES P/L	5,914
SANDY ANGHIE	5,902
ASPECT Studios Pty Ltd t/as Urban&Public	5,802
HERITAGE WAY PTY LTD (DOMUS NURSERY)	5,798
THE TRUSTEE FOR THE QUITO PTY LTD T/AS BENARA NURSERIES	5,797
SUNNY INDUSTRIAL BRUSHWARE	5,718
IMAGE SOURCE DIGITAL SOLUTIONS	5,651
WINC AUSTRALIA PTY LTD	5,576
VOCUS PTY LTD	5,544
HUNTER COMMUNICATIONS PTY LTD	5,486
G.J Burns & H Munshaw Luhar t/as Culture Kite	5,445
WESTBOOKS	5,437
The Baldwin Family Trust t/as Micromedia Advertising Design	5,280
NATURAL AREA CONSULTING MANAGEMENT SERVICES	5,121
HYDROQUIP PUMPS	5,112
ICONIC PROPERTY SERVICES	5,080
PRECISIONTECH (WA)PTY LTD	4,952
LANDGATE	4,895
OFFICEASY PTY LTD T/AS BUSINESS BASE	4,893
Higgins Coatings Pty Ltd	4,843
DARDANUP BUTCHERING UNIT TRUST T/AS DARDANUP BUTCHERING CO DARDANUP BUTCHERING C	4,656
DSATCO PTY LTD	4,625
Tyres 4U Pty Limited	4,601
MESHED PTY LTD (MESHED IOT INTEGRATORS)	4,532
TECHNOLOGY ONE LTD	4,395
RENTOKIL INIRIAL PTY LTD T/AS AMBIUS	4,337
Child Support Agency	4,285
ALANA HALL	4,097
AIMSUN PTY LIMITED	3,960
AUSTRALASIAN PERFORMING RIGHT ASSOC LTD T/A ONEMUSIC ONEMUSIC AUSTRALIA	3,882
PLUM SUPER (NATIONAL AUST BANK GRP SUPER	3,770
WOODLANDS DISTRIBUTORS & AGENCIES PTY LTD	3,754
BLACKWOODS ATKINS	3,748
BIG ISSUE IN AUSTRALIA LIMITED T/AS THE BIG ISSUE	3,739
CSP GROUP PTY LTD T/AS STIHL SHOP OSBORNE PARK	3,606
SAMANTHA FERGUSON	3,560
RSEA PTY LTD	3,532
The Trustee for The Futuristic Trust t/as Atlas Doors	3,527
Stantec Australia Pty Ltd	3,300
DIAL BEFORE YOU DIG WA LTD	3,233
SILVERSPRING TRUST T/AS TJ DEPIAZZI & SONS	3,030
ROCKINGHAM HOLIDAY VILLAGE	3,000
CENTRAL CITY HEALTH PROFESSIONALS	2,992
VIKTOR KO	2,987
REBECCA GORDON	2,987
LIAM GOBBERT	2,987
DIANNE BAIN	2,987
CLYDE BEVAN	2,987



City of Perth

AP Volume Report Municipal Fund

From 01/08/2021 to 31/08/2021 [Period 2]

Payee	Payment Amount
CATHERINE LEZER	2,987
BRENT FLEETON	2,987
RORIE SPARE	2,877
GPC Asia Pacific Pty Ltd T/AS NAPA	2,818
JOHN TIERNEY	2,780
BEACON EQUIPMENT BENTLEY	2,763
LK Advisory Pty Ltd	2,750
ALLMAKES PTY LTD T/AS BRANDWORX AUSTRALIA	2,731
PLANT FORCE INVESTMENTS PTY LTD T/AS PLANTRITE	2,573
J.H. FLUID TRANSFER SOLUTIONS PTY LTD T/AS PIRTEK MALAGA	2,549
Alice May Dolphin	2,500
PLANNING INSTITUTE OF AUSTRALIA	2,490
NESPRESSO	2,473
KODAK ALARIS AUSTRALIA PTY LTD	2,464
AKCELIK & ASSOCIATES PTY LTD	2,442
LGRCEU	2,439
SIMPLYCITY PTY LTD	2,288
Access Covers Australia Pty Ltd	2,266
NETSTAR AUSTRALIA PL T/AS PINPOINT COMMUNICATIONS PTY LTD	2,244
Plastic Free Foundation Ltd	2,200
Peter Kenyon Enterprises t/as Bank of I.D.E.A.S.	2,200
MARKETFORCE LTD	2,193
CENTRECARE CORPORATE	2,167
FARQUHAR & FARQUHAR PTY LTD T/AS KWIK KOPY PRINTING CENTRE O	2,144
UNLIMITED TECHNICAL SOLUTIONS PTY LTD T/AS UNLIMITEDTEC	2,101
Diamond Locksmiths Pty Ltd t/as Diamond Lock & Security	2,068
CHAMBER OF COMMERCE & INDUSTRY OF WA INC	1,980
DULUXGROUP(AUSTRALIA)PTY LTD T/AS DULUX AUSTRALIA	1,943
FIRESAFE SERVICE & MAINTENANCE	1,750
JAPANESE TRUCK & BUS SPARES PTY LTD	1,724
REINO INTERNATIONAL	1,718
DESIGN EDGE	1,716
MASTEC AUSTRALIA PTY LTD	1,714
CITY OF PERTH (PETTY CASH)	1,684
The Trustee for the DP Kelly Trading Trust t/as Lodestone Industries	1,683
Moharich and More Pty Ltd	1,663
WA RANGERS ASSOCIATION	1,650
The Family Planning Association Of Western Australia(Inc) t/as Sexual Health Qua	1,650
WATS Management Pty Ltd t/as Austraffic WA	1,633
FreshExchange Pty Ltd	1,631
303 MULLENLOWE AUSTRALIA PTY LTD T/AS 303 MULLENLOWE	1,563
WEST COAST SPRING WATER PTY LTD T/AS AUSSIE NATURAL SPRING W	1,551
T QUIP	1,516
CITY OF PERTH STAFF SOCIAL CLUB	1,512
The Trustee for ATIM, Enterprise, Tauranga t/as ATI-Mirage	1,494
WESTURN ENGINEERING PTY LTD	1,449
ECLIPSE SOILS PTY LTD	1,419
The Trustee for Wendy Mead Family Trust & OTH t/as Pinnacle People	1,392
WOMA(AUSTRALIA)PTY LTD	1,380



City of Perth

AP Volume Report Municipal Fund

From 01/08/2021 to 31/08/2021 [Period 2]

Payee	Payment Amount
AUSTRALIA POST	1,361
Toolmart Australia Pty Ltd	1,359
STANDARDS AUSTRALIA	1,337
SMC Corporation (Australia) Pty Ltd	1,333
TSTEE GREEN F/TRUST & TSTEE HOOD F/TRUST T/A OFFICE MILK SUP	1,332
WH LOCATIONS SERVICES PTY LTD	1,331
SOUTHERN METROPOLITAN REGIONAL COUNCIL	1,330
WESTERN POWER	1,320
O'BRIEN HARROP ACCESS PTY LTD	1,320
The Trustee for HGSC Sims Trust t/as Clark Rubber Cannington	1,314
BG & E PTY LTD	1,285
ROSMECH SALES AND SERVICE PTY LTD	1,273
STATEWIDE CLEANING SUPPLIES	1,265
MANHEIM PTY LTD	1,236
BERNARD CARNEY	1,230
WA HINO SALES & SERVICES	1,221
The Trustee for Epic Trust & The Trustee for Tayla Trust t/a Bonita Stone	1,212
ATOM SUPPLY	1,211
Taylor & Burrell Unit Trust t/as Taylor Burrell Barnett	1,210
QED ENVIRONMENTAL SERVICES	1,210
The Trustee for The Yellowstone Unit Trust t/as West Coast Property Training	1,200
TENNANT AUSTRALIA	1,180
WEST AUSTRALIAN SYMPHONY ORCHESTRA PTY L	1,162
STRATAGREEN	1,157
CLEVERPATCH	1,105
CONGOLESE COMMUNITY OF WA	1,052
AIPP PERTH CHAPTER	1,049
ORIX Australia Corporation Ltd	1,032
The Westralian	1,012
MARK ERIC BRADLEY T/AS MB PLAY	1,012
PROFESSIONAL PETROLEUM	1,000
Nicholas Thorne	1,000
M-Six Pty Ltd T/A Wilsons Sign Solutions	1,000
Emma J Cavanagh	1,000
DOUBLETREE BY HILTON PERTH NRTHBDGE	1,000
CHICHESTER METALS PTY LTD	1,000
THE TRUSTEE FOR GRANO UNIT TRUST T/AS GRANO DIRECT	993
SURVEYTECH TRAFFIC SURVEYS PTY LTD	990
RMIT Online Pty Ltd	990
CL Saleeba & LM Saleeba	983
INSTITUTE FOR INFORMATION MANAGEMENT LTD	980
JASON SIGNMAKERS	944
LJ HOOKER CITY RESIDENTIAL	943
BRAJKOVICH DEMOLITION & SALVAGE WA PTY L	920
GALVIN PLUMBING SUPPLIES	913
EDEN PTY LTD T/AS Nutrien Water	902
MULTI FIX WA	894
WHEN ADAM MET EVE	891
AIR-MET SCIENTIFIC PTY LTD	887



City of Perth

AP Volume Report Municipal Fund

From 01/08/2021 to 31/08/2021 [Period 2]

Payee	Payment Amount
StarmixHoldings Pty Ltd t/as Image Bollards	874
THE GRIFFITH FAMILY TRUST T/AS SUPERSTOCK SERVICES SUPERSTOCK FOOD SERVICES	873
LGPA	871
BAILEY'S THE FERTILISER FAMILY	860
WEST AUSTRALIAN LOCAL GOVERNMENT ASSOC ASSOCIATION	856
GO DOORS PTY LTD t/as GO DOORS	855
REPCO	843
FSA (WA) Pty Ltd	836
Cameron Thomas Campbell t/as Placeorpoint	825
AUSTRALIAN SERVICES UNION	824
NOVA NEWSAGENCY	800
CFMEU MINING & ENERGY DIVISION	800
FORCH AUSTRALIA PTY LTD	795
GLOBAL AUTOCOAT PTY LTD	789
HOSPITAL BENEFIT FUND OF WA	777
THE TRUSTEE FOR THE PETTIT FAMILY TRUST T/AS P&M AUTOMOTIVE P&M AUTOMOTIVE EQUIP	775
Ready Industries Pty Ltd t/as 1300Tempfence	770
Realestate.com.au Pty Ltd	768
FARINOSI & SONS PTY LTD	765
LEE BROTHERS INTERNATIONAL TRADE PTY LTD t/as LBIT	753
AUSTRALIA KOREA BUSINESS COUNCIL OF WA	750
AMANDA MANNOLINI	737
CABCHARGE AUSTRALIA PTY LTD	715
The Trustee for KA Winmar Family Trust t/as Nyungar Tours	715
MINI ESPRESSO	713
STRUT SPECIALISTS	704
WESTERN RESOURCE RECOVERY PTY LTD	702
Albert McNamara	700
WORKPOWER INC	698
WORLDSKILLS AUST	693
ILLION AUSTRALIA PTY LTD T/AS TENDERLINK.COM	687
Perth Swing Dance Society	676
DENMAC HOLDINGS PTY LTD	663
Alejandra Luciana Marin	640
CASTOR POLLUX AUSTRALIA	633
RECORDS AND INFORMATION MGNT PROFESSIONALS AUSTRALASIA	630
A RICHARDS PTY LTD T/AS RICHGRO GARDEN PRODUCTS	626
St John Ambulance Australia	619
INTERACTCARD PTY LTD	601
MELANIE DIWATA GRIFFITHS	600
Irene McNamara	600
Anne Helen Yardley t/as Talking Histories	600
BATTERIES PLUS	589
MT BROADWAY CO PTY LTD	586
Leanne Barbara Bray t/as Wild by Nature	550
KT WILSON & LP WOOD	550
CLEANAWAY EQUIPMENT SERVICES PTY LTD	544
SHADE ENGINEERING	544
Irrigation Australia Limited	544



AP Volume Report Municipal Fund

From 01/08/2021 to 31/08/2021 [Period 2]

City of Perth

Payee	Payment Amount
GEOFFREY BAIN T/AS JUNK REMOVAL	540
V.C.M. VENDING COFFEE MACHINES	516
LINFOX ARMAGUARD PTY LTD T/AS ARMAGUARD	515
Tristan Michael Fidler	500
SMEDIA PTY LTD	500
JAMEY E HARROP	500
Alana Fluit	500
UNIVERSAL MEDICAL SUPPLIES	498
WESTERN EDGE LANDSCAPES	481
Matthew Vaslav Jelonek	467
Health Insurance Fund Of Wa	452
OFFICEWORKS BUSINESS DIRECT	451
LENARA NOMINEES PTY LTD T/AS PERTH NEWS DELIVERY	444
SAFETY & RESCUE EQUIPMENT	440
Air & Power Pty Ltd	418
THE TRUSTEE FOR THE GOLDPOINT TRUST T/AS SIGNS AND LINES	415
TRAVIS HAYTO PHOTOGRAPHY	405
THE TRUSTEE FOR THE RICKY NETO FAMILY TRUST T/AS NETO GRAPHI	400
CHRISTINE MUELLER	388
BUNGAREE LAUNDRY SERVICES	385
SPANDEX ASIA PACIFIC P/L	384
Keely Grace O'Brien	375
BROWNES FOODS OPERATIONS PTY LTD	372
Tyrown James Waigana t/as Crawl in Crocodile	370
CHAIN APPLICATIONS PTY LTD T/AS THE RIGGING SHED	364
MESSAGENET PTY LTD	359
MOW MASTER TURF EQUIPMENT	355
Guild of Undergraduates University of WA t/as UWA Student Guild	350
PERTH CITY FARM INC	346
ANNE DOUGLAS	346
MURIEL BOWIE	335
SCARBORO TOYOTA	334
CAMERA ELECTRONIC SALES AND SERVICE	330
Australian Multilingual Translation Services Pty Ltd	330
GALVIN CONCRETE & SHEETMETAL PTY LTD	308
Schindler Lifts Pty Ltd	308
DARBY INDUSTRIES	304
GAVIN CHARLES BURGESS	301
MARGARET CULBONG	300
JEMMA HUMANN	300
BEN TAYLOR	300
ADVANCED AUTOLOGIC	297
VOLUNTEERING WA	290
PROTECTOR FIRE SERVICES PTY LTD	284
BCA CONSULTANTS	280
ENVIRO INFRASTRUCTURE PTY LTD	261
HAMIDREZA KANAMI	253
NARGIS ZAHEDI	250
THE WESTERN AUSTRALIAN DEAF SOCIETY INC T/AS ACCESS PLUS WA	243



AP Volume Report Municipal Fund

From 01/08/2021 to 31/08/2021 [Period 2]

City of Perth

Payee	Payment Amount
CAPITAL APPLIANCES PTY LTD T/AS CITY RETRAVISION	240
THE TRUSTEE FOR THE D & J ROSE FAMILY TRUST T/A POOLEGRAVE POOLGRAVE SIGNS & ENG	231
Billi Australia Pty Ltd	224
ROADS CORPORATION T/AS VICROADS	220
REBECCA LOUISE KRAWCZUK	210
Childrens Book Council of Australia Western Australian Branch Inc	207
SMART WASTE SOLUTIONS AUSTRALIA PTY LTD	202
WATCHES OF SWITZ	199
AUSTRALIAN ACADEMY OF TAI CHI (WA)	195
GARY MELIA	191
SHELLEY HARRINGTON	185
B H TIMMS	184
INDI DAVID LINDSAY NEWALL	175
J & J Wootton	169
TB Subijanto & JS Adinata	168
STOJAN (STEVE) TASESKI	165
Peter Cowap	165
PARKS & LEISURE AUSTRALIA	165
Dan Holdom	165
BRIAN MESSENGER	165
SHERIDANS FOR BADGES	161
AVELING	160
FOXTEL SUBSCRIBER PAYMENTS	155
JB HI-FI GROUP PTY LTD T/AS JB HI-FI COMMERCIAL	153
THE TRUSTEE FOR ILLION AUSTRALIA UNIT TRUST T/AS MILTON GRAH MILTON GRAHAM	151
World Sharing Pty Ltd	150
JOHN NORRISS	150
MARTIN SALLABANK	149
ARI (AUST) PTY LTD T/AS THE WORKERS SHOP	149
CENTRAL CITY MEDICAL CENTRE	146
DANIELLE ROSSETTI	144
CANON PRODUCTION PRINTING AUSTRALIA PTY LTD T/AS OCE-AUSTRALIA	142
MICHELLE REYNOLDS	140
DILENA METAL SALES	140
Peter Paraskov	139
JAYCAR ELECTRONICS	139
KINOKUNIYA BOOK STORES OF AUSTRALIA PTY LTD	138
THE TRUSTEE FOR VENUS PROPERTY TRUST T/AS PARTY PLUS OSBORNE PARK	135
ALLPEST WA	135
F & L REA FAMILY TRUST	132
DRY CLEANING EXPRESS PTY LTD T/AS DRYCLEAN & LAUNDRY EXPRESS	130
Graeme Giblett	129
METAL ARTWORK CREATIONS	129
Blyth Enterprises Pty Ltd	129
UES (INT'L) PTY LTD T/AS UES INTERNATIONAL	129
SHELTER WA	123
W & J Bertram	120
TARRYN MORGAN	120
Tania Stockley	120



AP Volume Report Municipal Fund

From 01/08/2021 to 31/08/2021 [Period 2]

City of Perth

Payee	Payment Amount
T Dearle	120
STEVEN JAMES MCDUGALL	120
SIAN L BUNNAGE	120
SHERVIN FAMILY	120
Sara Fisher	120
SALLY NAGY	120
PHILIP WILSON	120
NICOLETTE DINHAM	120
Michael Barton Feakes	120
Konrad & Sonia Seidl	120
JOHN & KELLY SVENSSON	120
JACINTA WHITSON	120
Hannah Robinson	120
EMMA GOSLING	120
Ehab Elgammel	120
DINA ZONIC	120
DEAN OATES	120
ANNIE J FREEBURY	118
THE TRUSTEE FOR DONALD FAMILY TRUST NO 1 T/AS SLAB & GARDEN	111
TYSON ANDERSON	110
PERTH TEMPORARY FENCING	110
BOFFINS BOOKSHOP PTY LTD	106
ALEX TASESKI	105
Helen Tincknell	105
Valmont (WA) Pty Ltd	105
GEORGIOU BUILDING PTY LTD	104
TALLTEAK NOMINEES PTY LTD	102
RIGHT W	102
NICHOLAS VAN HATTEM	102
LI LI	102
AIBS WA CHAPTER	100
TOUCH FOOTBALL AUSTRALIA	99
RESSOURSAVE PTY LTD	99
MR S SINGH	99
LEGACY WA	99
ART VS DEPRESSION	95
Boc Gases Australia Ltd	94
Margaret Furness	94
LATERAL(W.A)PTY LTD	90
Joan F Shaw	87
TNT	83
CAT WELFARE SOCIETY INC T/AS CAT HAVEN	82
Denise Hunter	81
BRIAN DSOUZA	79
CE & GN MELIA	78
SANDRA O'BRIEN	77
AUSTRALIAN PACIFIC TOURING	77
Beberley Iles	72
WA POLICE SERVICE	66



AP Volume Report Municipal Fund

From 01/08/2021 to 31/08/2021 [Period 2]

City of Perth

Payee	Payment Amount
WATERLOGIC AUSTRALIA PTY LTD	62
June Lorraine Bush	60
ROBYN B KENWORTHY	60
AIDAN GORJY	60
ALEKSANDER (ALEX) TASESKI	59
CRAIG TREASURE	53
Marjorie Williamson	45
Doreen Wheeler	45
WANDI TANGWILL	41
Elsie May Allan	41
Jo Jo Craigie	40
MAJOR MOTORS PTY LTD	40
Joan Irene Hunter	39
Patricia Holmes	39
Chatsworth Family Trust t/as Chatsworth Flowers	38
Margaret G Martin	36
Margaret Somerville	32
Katy Cole	29
ECONOMIC DEVELOPMENT AUSTRALIA	25
AMP BANK	25
AUSTRALIAN LABOR PARTY WA BRANCH	23
SBP GROUP PTY LTD	22
VANESSA TAYLOR	20
ALAAELDIN ABDELNABY	14
Doreen Barrett	10
TIMOTHY YAO	10
JESSE J COX	6
MAJ SUSANNE DOLVA	4
Anna D'Souza-Flint	2



City of Perth

City of Perth - Corporate Credit Card Transactions

Statement Period 23/07/2021 to 20/08/2021

Name	Statement Date	Amount	Merchant Name	Commit Description
Bonny Litchfield	3/08/2021	116.00	KMART 1386	Raffle prizes Spring Dance
Bonny Litchfield	3/08/2021	44.19	WOOLWORTHS 4365	Raffle prizes for Spring Dance
Bonny Litchfield	3/08/2021	98.50	THE REJECT SHOP 602	Items for baskets for Spring Dance Raffle
Bonny Litchfield	4/08/2021	60.30	KMART 1386	Office items including paper shredder.
Bonny Litchfield	7/08/2021	30.80	LUDWIK AND SON	Food items for Polish Day
Bonny Litchfield	7/08/2021	18.50	LUDWIK AND SON	Food items for Polish Day
Bonny Litchfield	7/08/2021	218.00	MADELEY POT ART GALL	Replacement brokwn pots for trees in dining room
Bonny Litchfield	10/08/2021	87.96	OFFICEWORKS	Laminating pouches Raffle ticket books
Bonny Litchfield	13/08/2021	418.15	REWARD SUPPLY CO PTY	Hand sanitiser, hand soap and surface antibacterial sanitiser
Bonny Litchfield	18/08/2021	80.62	OFFICEWORKS 0615	Office supplies for Centre.
Bonny Litchfield Total		1,173.02		
Supervisor Citiplace Community Centre				
Charli Nguyen	28/07/2021	129.45	PAYPAL *HANGINGBASK	Flowers for Aunty Teresa's family (Elder)
Charli Nguyen	3/08/2021	27.50	MYOB AUSTRALIA	LMDRF Subscription
Charli Nguyen	3/08/2021	27.50	MYOB AUSTRALIA	LMDRF Subscription
Charli Nguyen	18/08/2021	85.70	PERTH POLICE STATION	Road Closure Permit for HMAS Perth FoE
Charli Nguyen Total		270.15		
Executive Services Coordinator				
Erica Mueller	18/08/2021	407.00	WAAWARDS-F78E66T1	Christmas Lights Trail Award application - WA Property Awards
Erica Mueller Total		407.00		
Coordinator Events				
Joanna Andrew	4/08/2021	198.97	GOOGLE ADS1985536547	Renewal of Google Ads for Perth Town Hall.
Joanna Andrew Total		198.97		
Coordinator Library Services				
Karen Wrigglesworth	27/07/2021	102.60	QUEENSLAND GOVT 2	Vehicle Registration Searches
Karen Wrigglesworth	27/07/2021	10.00	DIT - EZYREG	Vehicle Registration Searches
Karen Wrigglesworth	28/07/2021	11.40	QUEENSLAND GOVT 2	Vehicle Registration Searches
Karen Wrigglesworth	3/08/2021	57.00	QUEENSLAND GOVT 2	Vehicle Registration Searches
Karen Wrigglesworth	3/08/2021	27.10	ACCESS CBR REGO ACT	Vehicle Registration Searches
Karen Wrigglesworth	5/08/2021	21.00	MOTOR VEHICLE REG	Vehicle Registration Searches
Karen Wrigglesworth	10/08/2021	68.40	QUEENSLAND GOVT 2	Vehicle Registration Searches
Karen Wrigglesworth	17/08/2021	45.60	QUEENSLAND GOVT 2	Vehicle Registration Searches
Karen Wrigglesworth	18/08/2021	60.00	DIT - EZYREG	Vehicle Registration Searches
Karen Wrigglesworth Total		403.10		
Supervisor Legal Compliance and Infringements				
Kate Sossi	4/08/2021	8.19	LINKTREE* LINKTREE	Instagram Linking Tool
Kate Sossi	4/08/2021	0.20	INTNL TRANSACTION FEE	Bank charges
Kate Sossi	16/08/2021	81.71	989Pin* Schedugram Ske	Instagram sked social tool
Kate Sossi	20/08/2021	8.30	LINKTREE* LINKTREE	Instagram scheduling tool
Kate Sossi	20/08/2021	0.21	INTNL TRANSACTION FEE	Bank charges
Kate Sossi Total		98.61		
Digital Channels Lead				
Kerry Chadfield	6/08/2021	36.50	SQ *TELEGRAM COFFEE F	Thank you for Customer Experience - Ticket Machines Down
Kerry Chadfield	6/08/2021	63.90	MISS MAUD	Thank you for Customer Experience - Ticket Machines Down
Kerry Chadfield Total		100.40		
Personal Assistant - Community Development				
Konrad Seidl	2/08/2021	463.39	BIG DOG EQUIPMENT PL	Diesel Fuel Delivered for refuel of Generator at Citywatch due to Power Failure
Konrad Seidl	10/08/2021	12.30	SP Kings Square	Parking for the Common Ground Meeting
Konrad Seidl	17/08/2021	432.00	POLICE LICENSING SERVI	Security Licence for Brian Messenger
Konrad Seidl Total		907.69		
Alliance Manager Community Safety and Amenity				
Natalie Langoulant	21/07/2021	29.95	JB HI FI ST GEORGES	Communications, cover for iPhone 11
Natalie Langoulant	28/07/2021	24.95	JB HI FI ST GEORGES	Cover for Samsung Galaxy A52
Natalie Langoulant	11/08/2021	24.95	JB HI FI ST GEORGES	Brock Butcher, PKS, cover Samsung Galaxy A52
Natalie Langoulant	16/08/2021	119.80	JB HI FI ST GEORGES	Cover for Samsung Galaxy A32 replacing Ranger fleet
Natalie Langoulant	17/08/2021	79.95	JB HI FI ST GEORGES	PKS, cover for iPad
Natalie Langoulant Total		279.60		
Service Support Analyst				



City of Perth - Corporate Credit Card Transactions

Statement Period 23/07/2021 to 20/08/2021

Name	Statement Date	Amount	Merchant Name	Commit Description
Paul Anastas	24/07/2021	13.00	LEEDERVILLE SPORTING C	Private Expense - Reimbursed
Paul Anastas	3/08/2021	177.30	WANEWSADV	Death notice published in the West Australian Newspaper
Paul Anastas	6/08/2021	265.15	WANEWSADV	Death notice published in the West Australian Newspaper
Paul Anastas	9/08/2021	10.00	NEWSTIME LOTTERY CEN	Sympathy Card from the Lord Mayor
Konrad Seidl Total		465.45		
Council Support Officer				
Rachel Eaton	23/07/2021	72.00	NEWS LIMITED	Newspaper subscription
Rachel Eaton	29/07/2021	5.12	REV.COM	Video subtitling
Rachel Eaton	29/07/2021	6.83	REV.COM	Video subtitling
Rachel Eaton	29/07/2021	6.15	REV.COM	Video subtitling
Rachel Eaton	29/07/2021	0.13	INTNL TRANSACTION FEE	Video subtitling
Rachel Eaton	29/07/2021	0.17	INTNL TRANSACTION FEE	Video subtitling
Rachel Eaton	29/07/2021	0.15	INTNL TRANSACTION FEE	Video subtitling
Rachel Eaton	6/08/2021	49.00	SHUTTERSTOCK IRELAND L	Royalty free image
Rachel Eaton	8/08/2021	66.71	Epidemic Sound AB	Royalty free music
Rachel Eaton	8/08/2021	1.67	INTNL TRANSACTION FEE	Royalty free music
Rachel Eaton	12/08/2021	15.36	REV.COM	Video subtitling
Rachel Eaton	12/08/2021	0.38	INTNL TRANSACTION FEE	Video subtitling
Rachel Eaton	19/08/2021	49.00	STK*Shutterstock	Royalty free images
Rachel Eaton	20/08/2021	72.00	NEWS LIMITED	Newspaper subscription
Rachel Eaton Total		344.67		
Creative Services Lead				
Rahul Saini	28/07/2021	250.00	AMICI INVESTMENTS PL	CEO Road show depot - catering
Rahul Saini	11/08/2021	39.50	EUROPEAN HOTEL	CEO Lunch
Rahul Saini Total		289.50		
Catering Supervisor				
Simon Tsen	22/07/2021	407.20	Melbourne IT	ICT-MELBOURNE IT WEBSITES RENEWAL
Simon Tsen	22/07/2021	276.00	Melbourne IT	ICT-MELBOURNE IT WEBSITES RENEWAL
Simon Tsen	27/07/2021	3,595.89	TECHSMITH CORPORATION	ICT TECHSMITH RENEWAL JULY21-JULY-22
Simon Tsen	27/07/2021	81.86	Live Chat	CSC-LIVECHAT MS DYNAMICS CASES MONTHLY SUBSCRIPTION
Simon Tsen	27/07/2021	89.90	INTNL TRANSACTION FEE	TECHSMITH TRANSACTION FEE
Simon Tsen	27/07/2021	2.05	INTNL TRANSACTION FEE	CSC-LIVECHAT MS DYNAMICS CASES TRANSACTION FEE
Simon Tsen	28/07/2021	1,188.00	MONCRIEFF TECHNOLOGY	LIB-ENDPOINT SECURITY RENEWAL MAY2021-MAY2022
Simon Tsen	2/08/2021	220.00	APNIC	ICT-APNIC RENEWAL2021-2022-REQ0015455.pdf
Simon Tsen	2/08/2021	25.79	PAYPAL *ALLTECH	CMS-REMOTE CONTROL FOR CITIPLACE
Simon Tsen	2/08/2021	9.00	PAYPAL *ALLTECH	CMS-REMOTE CONTROL FOR CITIPLACE
Simon Tsen	5/08/2021	12.95	JB HI FI SHEFFIELD H	ICT-NETWK CABLE FOR GREEN ROOM
Simon Tsen	6/08/2021	140.67	Centre Com	ICT-ERGONOMIC MOUSE FOR M.LOKE- RITM0015636
Simon Tsen	7/08/2021	6.81	Live Chat	CSC-LIVECHAT GOOGLE ANALYTICS MONTHLY SUBSCRIPTION AUG21
Simon Tsen	7/08/2021	0.17	INTNL TRANSACTION FEE	CSC-LIVECHAT GOOGLE ANALYTICS TRANSACTION FEE
Simon Tsen	8/08/2021	134.79	SITCORE USA, INC.	ICT-SITCORE ANNUAL MAINTENANCE AUG21-AUG22
Simon Tsen	8/08/2021	3.37	INTNL TRANSACTION FEE	ICT-SITCORE TRANSACTION FEE
Simon Tsen	9/08/2021	274.39	MAILCHIMP *MONTHLY	MKT-MAILCHIMP MONTHLY SUBSCRIPTION-JULY21
Simon Tsen	10/08/2021	92.13	MAILCHIMP *MONTHLY	CPP-MAILCHIMP MONTHLY SUBSCRIPTION-AUG21
Simon Tsen	11/08/2021	49.58	MAILCHIMP *MONTHLY	ACH-MAILCHIMP MONTHLY SUBSCRIPTION AUG21
Simon Tsen	11/08/2021	68.36	BOTENGINE.AI	CSC-CHATBOT.COM-MONTHLY SUBSCRIPTION-AUG21
Simon Tsen	11/08/2021	3.21	BOTENGINE.AI	CSC-CHATBOT.COM-EXTRACHAT-AUG21
Simon Tsen	11/08/2021	1.71	INTNL TRANSACTION FEE	CSC-CHATBOT.COM-MONTHLY SUBSCRIPTION TRANSACTION FEE
Simon Tsen	11/08/2021	0.08	INTNL TRANSACTION FEE	CSC-CHATBOT.COM-EXTRACHAT-TRANSACTION FEE
Simon Tsen	14/08/2021	68.19	TWILIO INC	CSC-SP-1046-100-10-10001-7208-TWILIO-AUG21
Simon Tsen	14/08/2021	1.70	INTNL TRANSACTION FEE	CSC-TWILIO-AUG21 TRANSACTION FEE
Simon Tsen	16/08/2021	406.00	OFFICEWORKS	CAS-MOBILE PHONE CASE
Simon Tsen	16/08/2021	59.76	OFFICEWORKS	CAS-MOBILE PHONE CASE
Simon Tsen	17/08/2021	209.85	GADGETS 4 GEEKS PTY LT	ICT-GADGETS4GEEKS-MS SURFACE PRO RAPID CHARGERS
Simon Tsen	17/08/2021	403.13	Live Chat	CSC-LIVECHAT BUSINESS PLAN MONTH AUG21
Simon Tsen	17/08/2021	10.08	INTNL TRANSACTION FEE	CSC-LIVECHAT BUSINESS PLAN MONTH AUG21 TRANSACTION FEE
Simon Tsen	18/08/2021	450.00	PLE Computers	ICT-DP CABLE FOR LAPTOPS
Simon Tsen	18/08/2021	167.00	AUSTIN COMPUTERS	HARD DRIVE FOR CCTV USE
Simon Tsen	18/08/2021	62.06	WPBakery PAGE BUILDER	WORDPRESS PAGE BUILDER ADDONS
Simon Tsen	18/08/2021	1.55	INTNL TRANSACTION FEE	CEO-WORDPRESS PAGE BUILDER TRANSACTION FEE
Simon Tsen	19/08/2021	15.22	ATLASSIAN	ICT-ATLASSIAN MONTHLY SUBSCRIPTIONS AUG21
Simon Tsen	19/08/2021	0.38	INTNL TRANSACTION FEE	ICT-ATLASSIAN MONTHLY SUBSCRIPTIONS TRANSACTION FEE



City of Perth

City of Perth - Corporate Credit Card Transactions

Statement Period 23/07/2021 to 20/08/2021

Name	Statement Date	Amount	Merchant Name	Commit Description
Simon Tsen Total		8,538.83		
Service Support Analyst				
Siobhan Glynn	23/07/2021	25.60	CBD IGA PLUS LIQUORQPS	Milk for Staff
Siobhan Glynn	26/07/2021	178.45	MISS MAUD	Catering Library Event - An evening with Tyrown Waigana
Siobhan Glynn	29/07/2021	66.92	SKEDDA PREMIUM	Fee for Skedda Room Booking System
Siobhan Glynn	29/07/2021	1.67	INTNL TRANSACTION FEE	International Transaction Fee for Skedda Payment
Siobhan Glynn	31/07/2021	49.96	FACEBK *HK8M98B9M2	Facebook Post for Library Event
Siobhan Glynn	3/08/2021	17.70	CBD IGA PLUS LIQUORQPS	Milk for Staff
Siobhan Glynn	6/08/2021	8.80	CBD IGA PLUS LIQUORQPS	Batteries for calculator
Siobhan Glynn	9/08/2021	15.00	Woolworths Online	Library Events -2L Tomato sauce & 1x reusable bag and delivery
Siobhan Glynn	9/08/2021	102.40	Woolworths Online	Library event - 3 x packs of 12 Mineral water, 4 x 6pk of Lemonade
Siobhan Glynn	10/08/2021	14.45	CBD IGA PLUS LIQUORQPS	Milk for Staff
Siobhan Glynn	11/08/2021	620.49	PLE Computers	PLE Custom Mini PC for Digital Sign in Airlock at Library
Siobhan Glynn	12/08/2021	40.00	SQ *ROSE VAN SON	Prizes for Library Event - Words of Italy - 12 August 2021
Siobhan Glynn	17/08/2021	16.65	CBD IGA PLUS LIQUORQPS	Milk for Staff
Siobhan Glynn	19/08/2021	141.90	CAMPAIGNMONITOR	Campaign Monitor, Webbase Software to produce e-newsletter
Siobhan Glynn Total		1,299.99		
Alliance Manager Governance				
Steven McDougall	22/07/2021	158.78	EB *ACBC Presents WA P	Tickets for staff - Australia China Business Council networking event
Steven McDougall	22/07/2021	106.59	EB *ASEAN Day Celebrat	Ticket - launch of ASEAN Business Alliance and ASEAN Day networking event
Steven McDougall	3/08/2021	15.08	FAIRFAX SUBSCRIPTIONS	WAToday online subscription
Steven McDougall	6/08/2021	40.00	NEWS LIMITED	Digital subscription to The Australian
Steven McDougall	18/08/2021	407.00	WAAWARDS-F78E75T1	Costs for 2021 Property Council Awards submission
Steven McDougall Total		727.45		
Principal Economic Development Officer				
Surindar Singh	29/07/2021	4.04	CPP GODERICH STREET	Payment test following a power failure and restart of services.
Surindar Singh	13/08/2021	2.02	CPP TEST PAY AND DIS	Credit Card Payment Test following a system outage
Surindar Singh	16/08/2021	2.02	CITY OF PERTH PARKING-	Testing the credit card function following an outage
Surindar Singh Total		8.08		
Coordinator Technical Services				
Samantha Yan	5/08/2021	497.92	WESTERN POWER	Street Lighting Switchboard Upgrade Application 1
Samantha Yan	5/08/2021	497.92	WESTERN POWER	Street Lighting Switchboard Upgrade Application 2
Samantha Yan	5/08/2021	497.92	WESTERN POWER	Street Lighting Switchboard Upgrade Application 3
Samantha Yan	5/08/2021	497.92	WESTERN POWER	Street Lighting Switchboard Upgrade Application 4
Samantha Yan	5/08/2021	497.92	WESTERN POWER	Street Lighting Switchboard Upgrade Application 5
Samantha Yan	9/08/2021	497.92	WESTERN POWER	Street Lighting Switchboard Upgrade Application 6
Samantha Yan	9/08/2021	497.92	WESTERN POWER	Street Lighting Switchboard Upgrade Application 7
Samantha Yan	9/08/2021	497.92	WESTERN POWER	Street Lighting Switchboard Upgrade Application 8
Samantha Yan	9/08/2021	497.92	WESTERN POWER	Street Lighting Switchboard Upgrade Application 9
Samantha Yan	9/08/2021	497.92	WESTERN POWER	Street Lighting Switchboard Upgrade Application 10
Samantha Yan		4,979.20		
Coordinator Technical Services				
Grand Total		20,491.71		

14.3 Special Budget Review – July to September 2021

Responsible Officer	Michael Kent - Project Director - Strategic Finance (CFO)
Voting Requirement	Absolute Majority
Attachments	Attachment 14.3A – Schedule of Budget Amendments

Purpose

For Council to consider adopting this special review of the 2021/22 Annual Budget. The recommended adjustments arise from acknowledgement of items that could not have been reasonably foreseen at the time of budget adoption in July 2021.

Recommendation

That Council ADOPTS the Special Budget Review of the 2021/22 Budget as presented in Attachment 14.3A.

Background

1. The Annual Budget is an informed financial forecast of the anticipated revenues and expenditures arising from the City's operations over the year. As such, it is reasonably expected that some variations will occur between those forecasts and the actual financial outcomes.
2. The variations may be either favourable or unfavourable - and it is important that the budget is dynamically managed so that Council maintains an informed perspective on the City's financial position.
3. There is a statutory requirement that all local governments conduct a review of their financial performance for the period commencing 1 July and ending no earlier than 31 December and consider their financial position at review date.
4. However, there is nothing to preclude an additional special budget review being undertaken at an alternative time during the year should circumstances warrant it.

Discussion

5. Council adopted its 2021/22 Annual Budget on 13 July 2021 with a Projected Budget Closing Position (Surplus) of \$4,656,974. The variance in the projected closing and actual Budget Opening Position reflects a \$147,778 windfall (0.6% favourable)
6. With the close-off of year end accounts, the indicative Carry Forward Projects have been validated and the required funding is actually \$8,350,000 - yielding a further \$150,000.
7. Since the Budget adoption, several significant expenditures have been identified that could not reasonably be foreseen at the time of preparing / adopting the 2021/22 Budget. These include the following costs:
 - a. Demolition of the former Bocelli's café.
 - b. Two Freedom of Entry Events.
 - c. Acquisition and installation of the storage racking so that the Christmas decorations can be transported directly to the at location following the post-Christmas bump out.
 - d. Consultant fees to deliver the normalisation of Elizabeth Quay assets.
 - e. A time critical minor tenancy modification to enable leasing of a vacant commercial building.
 - f. Other asset replacement, workplace health and safety and software expenditures.
8. These expenditure items need to be responded to and funded in the short term and amount to \$795,000.
9. The combination of reduced requirement for carry forward funding, the slightly higher than anticipated budget opening position partly offset the additional expenditures resulting in a \$497,222 reduction in the budget surplus. This is detailed in Attachment 14.3A.
10. The additional expenditure remains within organisational delivery capacity and results in a revised projection of the Budget Closing Position of \$3,859,752.

Stakeholder Engagement

11. As the contents of this report focus on the organisation's recent past financial performance, only internal consultation is relevant to the preparation of this report.

Decision Implications

12. Council's receipt of the Special Budget Review demonstrates prudent and timely management of the City's financial resources.

Strategic, Legislative and Policy Implications

Strategic	
Strategic Pillar (Objective)	Prosperous
Relevant Documents (Issue Specific Strategies and Plans):	Nil.

Legislation, Delegation of Authority and Policy	
Legislation:	Regulation 33A of the <i>Local Government (Financial Management) Regulations 1996</i> prescribes that Council is to consider a review submitted to it and is to determine whether or not to adopt the review, any parts of the review or any recommendations made in the review.
Authority of Council/CEO:	Pursuant to Regulation 33A, Council is to determine whether or not to adopt this budget review by absolute majority.
Policy:	Policy 2.6 Budget Variations

Financial Implications

13. Adopting the Budget Review as presented will result in a (projected) budget surplus of \$4,672,943 reflecting in a net increase of \$16,020. This represents around 3% of Operating Revenues which is at the top end of the target band of 1% to 3% suggested in the Strategic Planning & Budgeting Policy.
14. The financial implications of receiving this report will be reflected in revised Annual Budget once adopted by Council. This ensures that Council continues to receive current, complete and accurate assessments of the City's financial performance and financial position each month.

Further Information

Nil.

Council Resolution (Officer's Recommendation) (OCM 21/10-249)

Mover Cr Fleeton

Seconder Cr Bevan

That Council ADOPTS the Special Budget Review of the 2021/22 Budget as presented in Attachment 14.3A.

CARRIED UNOPPOSED BY ABSOLUTE MAJORITY (9/0)

For Lord Mayor Zempilas, Deputy Lord Mayor Bain, Councillors Anghie, Bevan, Fleeton, Gobbert, Gordon, Ko and Lezer

Against None

Attachment 14.3A



Special Budget Review - July to September 2021

Details	Adopted Budget	Budget Amendment	Revised Budget	Budget Impact	Reason for Recommended Budget Amendment
Demolition of Bocelli Cafe	0	160,000	160,000	(160,000)	Project proposal not foreseen at Budget Adoption date.
Freedom of Entry Event - RAAF	0	25,000	25,000	(25,000)	Event not foreseen at Budget Adoption date.
Freedom of Entry Event - HMAS Perth	0	25,000	25,000	(25,000)	Project proposal not foreseen at Budget Adoption date.
Christmas Decoration Storage	0	300,000	300,000	(300,000)	Not included in 2021/22 Budget - but now required.
Normalisation of EQ Assets	0	80,000	80,000	(80,000)	Consultant resource for 6 months to deliver this project.
Depot Generator	0	45,000	45,000	(45,000)	Unanticipated and unbudgeted critical equipment failure.
OHS - Extractor Fan	0	15,000	15,000	(15,000)	Work safety issue - to remediate workspace impacted by fumes.
Council Minutes & Agenda Software	0	45,000	45,000	(45,000)	Project funding inadvertently omitted from Budget 2021/22 Budget
Sub divide Commercial Tenancy pre-leasing	0	100,000	100,000	(100,000)	Modifications to facilitate leasing of commercial tenancy at Citiplace.
Revision to Budget Opening Position	23,556,923	147,778	23,704,701	147,778	Re-calculated after final year end close off and accrual adjustments.
Revision to Carry Forward Project Allocation	8,500,000	(150,000)	8,350,000	150,000	Re-calculated after final year end close off and accrual adjustments.
Net Adjustment to Overall Budget				(497,222)	

15. Chief Executive Officer Alliance Reports

15.1 Appointment of Elected Members to External Bodies

Responsible Officer	Michelle Reynolds - Chief Executive Officer
Voting Requirement	Simple Majority
Attachments	Attachment 15.1A External Committee and Board Representation

Purpose

To appoint or nominate elected members to external bodies to represent the City of Perth.

Recommendation

That Council:

- NOTES the membership of the Lord Mayor to the following:
 - City of Perth Committee
 - Capital City Planning Committee
 - Council of Capital City Lord Mayors
 - Lord Mayor's Distress Relief Fund.
 - Western Australian Local Government Association (WALGA) State Council in an ex-officio capacity.
 - NOTES the statutory membership of the Lord Mayor and Deputy Lord Mayor to the City of Perth Committee, in accordance with the *City of Perth Act 2016*.
 - APPOINTS Councillor Gordon to the Mindarie Regional Council.
 - APPOINTS Councillor Fleeton as member and Councillor Bevan as the deputy member to the Tamala Park Regional Council.
 - NOMINATES Councillor Bain for the consideration of the Minister to appoint to the Central Perth Land Redevelopment Committee.
 - NOMINATES Councillor Fleeton as member one, Councillor Ko as member two, Councillor Gobbert as alternate member one and Councillor Lezer as alternate member two for the consideration of the Minister to appoint to the Perth Local Development Assessment Panel (LDAP).
 - APPOINTS Councillor Ko to the Metropolitan Regional Road Group.
 - APPOINTS Councillor Bain and Councillor Lezer as members and Councillor Gobbert as deputy member to the Western Australian Local Government Central Metropolitan Zone.
-

Background

1. Following the 16 October 2021 local government election, consideration needs to be given to appointing elected members to external bodies to represent the City of Perth.
2. Detailed information on each appointment can be found in Attachment 15.1A.

Discussion

3. Elected members represent the City's interests on a range of boards, panels and committees. Broadly speaking, there are three types of meeting arrangements where elected members represent the City externally: regional local governments, statutory boards and panels, and non-statutory groups. Further information on each is included in Attachment 15.1A. To maintain continuity and retain knowledge gained, it is recommended that Council maintain the current member for each external entity. Previous appointments are detailed below:

Name	Type	Key Information
Mindarie Regional Council	Regional Local Government	<p>Remuneration</p> <p>Sitting fees (per annum):</p> <ul style="list-style-type: none"> • Chair - \$15,450 • Deputy Chair and Council Members - \$10,300 <p>ICT and Travel Allowance (per annum):</p> <ul style="list-style-type: none"> • All Members - \$1,000 <p>LG Allowance (per annum):</p> <ul style="list-style-type: none"> • Chair - \$19,570 • Deputy Chair - \$4,893 <p>Previous Appointment</p> <p>Councillor Gordon was appointed as the City's representative until the City of Perth Ordinary Election, at the 6 July 2021 Ordinary Council Meeting.</p> <p>In accordance with the Mindarie Regional Council constitution, appointments expire on 30 June each year.</p>
Tamala Park Regional Council	Regional Local Government	<p>Remuneration</p> <p>Sitting fees (per annum):</p> <ul style="list-style-type: none"> • Chair - \$15,839 • Deputy Chair and Council Members - \$10,560 <p>Allowance (per annum):</p> <ul style="list-style-type: none"> • Chair - \$20,063 • Deputy Chair - \$25% amount paid to Chair <p>Previous Appointments</p> <p>Councillor Fleeton was appointed as the City's representative and Councillor Bevan was appointed as the City's deputy representative.</p> <p>Terms on the Tamala Park Regional Council expire at each ordinary local government election.</p>

Name	Type	Key Information
Central Perth Land Redevelopment Committee	Statutory	<p>Remuneration</p> <p>Meetings of four hours or longer - \$400 Meetings of less than four hours - \$270</p> <p>Previous Appointment</p> <p>Councillor Bain was appointed by the Minister for a term expiring on 16 October 2021.</p>
Perth Theatre Trust Board	Statutory	<p>Remuneration</p> <p>Meetings of four hours or longer - \$700 Meetings of less than four hours - \$460 Sub-committee meetings: Meetings of four hours or longer - \$460 Meetings of less than four hours - \$300</p> <p>Current Appointments</p> <p>Councillors Anghie, Bain and Bevan were appointed the Minister until 31 December 2022. If a Councillor's term on Council expires, their term on the Board ceases.</p>
Local Development Assessment Panel	Statutory	<p>Remuneration</p> <p>Determination of a Form 1 development application - \$425 Determination of a Form 2 development application - \$100</p> <p>Training fees</p> <p>New LDAP members - \$400 (one-off) Retraining LDAP members - \$200</p> <p>Current Appointments</p> <p>Councillors Fleeton and Ko were appointed by the Minister as members and Councillors Gobbert and Lezer were appointed as alternate members. The terms expire on 26 January 2022. If a Councillor's term on Council expires, their term on the Panel ceases.</p>
Metropolitan Regional Road Group	Non-Statutory	<p>Remuneration</p> <p>Nil</p> <p>Previous Appointment</p> <p>Councillor Ko was appointed to the group. Appointments expire at each ordinary local government election.</p>

Name	Type	Key Information
Western Australian Local Government (WALGA) Central Metropolitan Zone	Non-Statutory	<p>Remuneration Nil.</p> <p>Previous Appointments Councillors Bain and Lezer were appointed as members and Councillor Gobbert as a deputy member. Appointments expire at each ordinary local government election.</p>

Library Board of Western Australia

4. Section 5(4) of the *Library Board of Western Australian Act 1951* determines that a person representing the City of Perth is to hold a position on the Board. In 2018, the Minister appointed Andrew Hammond (former Commissioner) to the Board for a four-year term expiring on 3 July 2022, as per section 5(5) of the *Library Boards of Western Australia Act 1951*. At the request of the Minister, Andrew Hammond has agreed to remain on the Board. As such, no recommendation has been made to nominate an elected member to this board.

Local Development Assessment Panel

5. The terms of Councillors Fleeton, Ko, Gobbert and Lezer on the Local Development Assessment Panel end on 26 January 2022. The Development Assessment Panel Secretariat are seeking nominations for appointment by the Minister at the first Council after the election to enable the Minister to have sufficient time to review and make the formal appointments despite the terms not expiring until early next year.

Stakeholder Engagement

6. Meeting details have been confirmed with each external body.

Decision Implications

7. If Council does not appoint members to external bodies, the City's interests will not be represented on key boards, groups and regional local governments.

Strategic, Legislative and Policy Implications

Strategy	
Pillar (Outcome):	Prosperous
Relevant Documents (Issue Specific Strategies and Plans):	Nil.

Legislation, Delegation of Authority and Policy	
Legislation:	<p><i>Metropolitan Redevelopment Authority Act 2011, s81(3)</i> Outlines the process for appointment to the Central Perth Land Redevelopment Committee.</p> <p><i>Perth Theatre Trust Act 1979, s5</i> Details the composition of the Perth Theatre Trust and the appointment process.</p> <p><i>Library Board of Western Australia Act 1951, s5</i> Outlines the composition of the Library Board of Western Australia.</p> <p><i>Planning and Development (Development Assessment Panel) Regulations 2011 Regulation 23 and 24</i> Details the composition of the Local Development Assessment Panel.</p>
Authority of Council/CEO:	Council has the power to nominate and appoint councillors to external bodies, as detailed above.
Policy:	Nil.

Financial Implications

Nil.

Further Information

Following the Agenda Briefing Session held on 19 October 2021, further information is provided:

- Since all of the appointments have been in place for only one year, it was considered was prudent to continue the current appointments to retain the learning and experience of previous members. However elected members are able to nominate themselves for other positions or withdraw themselves from existing appointments.

Council Resolution (Alternate Motion) (OCM 21/10-250)

Mover Lord Mayor Zempilas
Seconded Cr Fleeton

That Council:

1. NOTES the membership of the Lord Mayor to the following:
 - 1.1 City of Perth Committee
 - 1.2 Capital City Planning Committee
 - 1.3 Council of Capital City Lord Mayors
 - 1.4 Lord Mayor's Distress Relief Fund
 - 1.5 Western Australian Local Government Association (WALGA) State Council in an ex-officio capacity.
2. NOTES the statutory membership of the Lord Mayor and Deputy Lord Mayor to the City of Perth Committee, in accordance with the *City of Perth Act 2016*.
3. APPOINTS Councillor Gobbert to the Mindarie Regional Council.
4. APPOINTS Councillor Fleeton as member and Councillor Bevan as the deputy member to the Tamala Park Regional Council.
5. NOMINATES Councillor Lezer for the consideration of the Minister to appoint to the Central Perth Land Redevelopment Committee.
6. NOMINATES Councillor Lezer as member one, Councillor Ko as member two, Councillor Gobbert as alternate member one and Councillor Fleeton as alternate member two for the consideration of the Minister to appoint to the Perth Local Development Assessment Panel (LDAP).
7. APPOINTS Councillor Ko to the Metropolitan Regional Road Group.
8. APPOINTS Councillor Gobbert and Councillor Lezer as members and Councillor Gordon as deputy to the Western Australian Local Government Central Metropolitan Zone.

Reason:

- To amend appointments and nominations.

CARRIED UNOPPOSED (9/0)

For Lord Mayor Zempilas, Deputy Lord Mayor Bain, Councillors Anghie, Bevan, Fleeton, Gobbert, Gordon, Ko and Lezer
Against None



City of **Perth**

External Committee and Board Representation

Contents

Overview	3
Overview	4
Lord Mayor Appointments	5
City of Perth Committee	5
Capital City Planning Committee	6
Council of Capital City Lord Mayors (CCCLM)	7
Lord Mayor's Distress Relief Fund	8
Western Australian Local Government Association (WALGA) State Council	9
External Committees and Boards	10
Mindarie Regional Council	10
Tamala Park Regional Council	11
Central Perth Land Redevelopment Committee	12
Perth Theatre Trust Board	13
Library Board of Western Australia	14
Perth Local Development Assessment Panel	15
Metropolitan Regional Road Group	16
WA Local Government Association (WALGA) – Central Metropolitan Zone	17

Overview

Elected members represent the City's interests on a range of external boards, panels and committees.

Regional Local Governments

The *Local Government Act 1995* refers to Regional Local Governments as 'two or more Local Governments' who may (subject to the Minister's approval) 'establish a regional Local Government to do things, for the participants, for any purpose for which a Local Government can do things under this Act or any other Act'. Regional Local Governments or Regional Councils (as they are often known) may exist in specialist areas such as waste management and are formed to oversee management of a particular function.

The City is a member of two regional local governments, the Mindarie Regional Council and Tamala Park Regional Council.

Statutory Appointments

The City is represented on a range of statutory boards, panels and committees convened under State legislation. Typically, Council will nominate elected members for the consideration of the relevant minister, who will subsequently formally appoint the elected member/s.

Elected members are currently appointed to six entities, the City of Perth Committee, Perth Theatre Trust Board of Trustees, the Capital City Planning Committee, Library Board of Western Australia, Perth Local Development Assessment Panel and the Central Perth Land Redevelopment Committee.

Non-Statutory Groups

Elected members represent the City in a number of groups, with the aim to improve services for the community. Such groups include the Western Australian Local Government Association (WALGA) State Council and the Metropolitan Regional Road Group.

Role of Lord Mayor

Due to the unique role of the Lord Mayor, the Lord Mayor represents the City at a variety of meetings such as the City of Perth Committee and the Council of Capital City Lord Mayors.

Overview

External Boards and Committees, Statutory and Regional Appointments		
Regional Local Governments	Statutory Appointments	External Boards and Committees
Mindarie Regional Council	City of Perth Committee	Council of Capital City Lord Mayors (CCCLM)
Tamala Park Regional Council	Central Perth Land Redevelopment Committee	Metropolitan Regional Road Group
	Perth Theatre Trust	WALGA – Central Metropolitan Zone
	Capital City Planning Committee	Lord Mayor Distress Relief Fund
	Library Board of Western Australia	WALGA State Council
	Perth Local Development Assessment Panel	

Lord Mayor Appointments

City of Perth Committee

Appointments

Representatives	Lord Mayor Deputy Lord Mayor	Appointment expiry	21 October 2023 (Term of Office)
Remuneration	Nil		

Committee overview

Type	Statutory
Objectives	<p>The Committee's functions are to:</p> <ul style="list-style-type: none">▪ facilitate collaboration between the State and the City.▪ identify and promote opportunities and strategies for strengthening the economic, cultural, social, physical and environmental development and growth of the Perth Central Business District and other residential and non-residential areas of the City.▪ assist in the identification and development of mechanisms that promote greater integration between the State's planning and development processes and those of the City.▪ identify and promote opportunities to improve, simplify and streamline the requirements and processes of the City with respect to development applications under the <i>Planning and Development Act 2005</i>.▪ develop and promote more efficient and effective transitioning arrangements for developments that are undertaken by or on behalf of the State and that are to become wholly or partly the responsibility of the City. <p>Committee Membership is determined under section 12(2) of the <i>City of Perth Act 2016</i> and comprises of the:</p> <ul style="list-style-type: none">▪ Premier of Western Australia (or Minister nominated by the Premier)▪ Minister for Local Government▪ Lord Mayor▪ Deputy Lord Mayor▪ Chief Executive Officer of the City of Perth▪ Director General, Department of Local Government, Sport and Cultural Industries

Meetings

Frequency	At least twice per year as stipulated by section 14(1) of the <i>City of Perth Act 2016</i> . The Premier decides when the Committee meets.
Average duration	Two hours
Venue	Dumas House, 2 Havelock Street, West Perth
Convening arrangements	Section 12(1) of the <i>City of Perth Act 2016</i> 'A committee called the City of Perth Committee is established'.

Capital City Planning Committee

Appointments

Representative	Lord Mayor	Appointment expiry	21 October 2023 (Term of Office)
Remuneration	\$300 per meeting (more than 4-hours) \$200 per meeting (less than 4-hours)		

Committee overview

Type	Statutory
Objectives	<p>The Committee was established to oversee and provide direction for planning in the Perth central area. It exercises delegated authority to deal with:</p> <ul style="list-style-type: none">▪ the City of Perth local planning scheme and scheme amendments▪ the Metropolitan Region Scheme and amendments▪ subdivisions, strata titles, leases and licences▪ development on reserved land in the City of Perth. <p>Formerly known as the Central Perth Planning Committee.</p>

Meetings

Frequency	Three meetings per year at 9.30am, usually held on a Tuesday.
Average duration	1.5 hours
Venue	Gordon Stephenson House, 140 William Street, Perth
Convening arrangements	Convened by the Western Australian Planning Commission (WAPC) in accordance with schedule 2 of the <i>Planning and Development Act 2005</i> .

Council of Capital City Lord Mayors (CCCLM)

Appointments

Representatives	Lord Mayor	Appointment expiry	21 October 2023 (Term of Office)
Remuneration	Nil		

Committee overview

Type	Non-Statutory
Objectives	To provide national leadership for the effective co-ordination and representation of the special interests of the Capital Cities of the Australian States and Territories, especially in their relations with other spheres of government.

Meetings

Frequency	As determined by the CCCLM Chair – four times annually on average.
Average duration	1.5 to 2 days
Venue	Various Australian cities, one meeting annually in Canberra during Federal Parliament sitting weeks.
Convening arrangements	This Council is not formed under legislation.

Lord Mayor's Distress Relief Fund

Appointments

Representatives	Lord Mayor	Appointment expiry	21 October 2023 (Term of Office)
Remuneration	Nil		

Committee overview

Type	Non-statutory
Objectives	<p>The Lord Mayor's Distress Relief Fund is the State's official fundraising body for disasters occurring within WA. It is a separate entity, governed by a Board and chaired by the Lord Mayor.</p> <p>The City's involvement is essentially administration support to the fund which is provided in-kind.</p>

Meetings

Frequency	Twice annually as per the constitution, with special Board workshops convened if an event has occurred.
Average duration	2.5 hours
Venue	Venues are set and agreed upon at the beginning of each calendar year.
Convening arrangements	Charity established in 1961 in conjunction with the State government

Western Australian Local Government Association (WALGA) State Council

Appointments

Representatives	Lord Mayor	Appointment expiry	21 October 2023 (Term of Office)
Remuneration	Nil		

Committee overview

Type	Non-statutory
Objectives	<p>The WALGA State Council is the decision making representative body of all WALGA member councils, who are responsible for sector-wide policy making and strategic planning on behalf of local government.</p> <p>The Lord Mayor attends in an ex-officio capacity, to represent the City and enhance the relationship between the City and WALGA.</p>

Meetings

Frequency	Monthly
Average duration	Approximately two hours, followed by dinner.
Venue	WALGA, Level 1, 170 Railway Parade, West Leederville, and other regional meetings twice annually.
Convening arrangements	The State Council is not convened under legislation

External Committees and Boards

Mindarie Regional Council

Elected member appointments

Appointment expiry	30 June (annually)	Remuneration	Sitting fees (per annum) Chair - \$15,450 Deputy Chair and Council Members - \$10,300 ICT and Travel Allowance (per annum) All Members - \$1,000 LG Allowance (per annum) Chair - \$19,570 Deputy Chair - \$4,893
---------------------------	--------------------	---------------------	---

Committee overview

Type	Regional Local Government
Membership	One elected member No deputy members permitted under the Mindarie Regional Council's constitution.
Objectives	<p>The Mindarie Regional Council (MRC) was formed in 1981 and formally constituted in 1987. The purpose of the MRC is to provide effective and cost-efficient waste disposal, consistent with safeguarding all environmental elements, for the benefit of the constituent local governments and their residents.</p> <p>The constituent local governments are the Cities of Joondalup, Wanneroo, Perth, Stirling and Vincent and the Towns of Victoria Park and Cambridge.</p> <p>In accordance with the Amended Schedule Item 2, of the Constitution, the City of Perth is to have one Elected Member representative on the MRC.</p>

Meetings

Frequency	Fourth Thursday, every two months
Average duration	Two hours
Venue	Alternates between the member Local Governments.
Convening arrangements	<p>MRC is established under Part 3, Division 4 of the <i>Local Government Act 1995</i>, with the Regional Council's membership arrangements prescribed in the Constitution with the City of Perth as a member local government.</p> <p>In accordance with the Amended Schedule, Item 2, of the Constitution, the City of Perth is to have one Elected Member representative on the MRC. A deputy cannot be formally appointed on an ongoing basis and must be appointed by Council every time a deputy is required.</p> <p>In accordance with the MRC Constitution, membership is from 1 July to 30 June.</p>

Tamala Park Regional Council

Elected member appointments

Appointment expiry	October (Election)	2023	Remuneration	Sitting fees (per annum) Chair - \$15,839 Deputy Chair and Council Members - \$10,560
				Allowance (per annum) Chair - \$20,063 Deputy Chair - \$25% amount paid to Chair

Committee overview

Type	Regional council
Membership	One member One deputy member
Objectives	<p>Seven local governments are joint owners of 432 hectares of land immediately south of Neerabup Road, Tamala Park.</p> <p>The purpose of the Tamala Park Regional Council is to undertake the rezoning, subdivision, development, marketing and sale of the Tamala Park land.</p> <p>The objectives of the Tamala Park Regional Council are:</p> <ul style="list-style-type: none"> ▪ to develop and improve the value of the land; ▪ to maximise, within prudent risk parameters, the financial return to the participants; ▪ to balance economic, social and environmental issues; and ▪ to produce a quality development demonstrating the best urban design and development practice. <p>The constituent local governments are the Cities of Joondalup, Wanneroo, Perth, Stirling and Vincent and the Towns of Victoria Park and Cambridge.</p>

Meetings

Frequency	Fourth Thursday, every two months at 6.00pm
Average duration	Two hours
Venue	Alternates between the member Local Governments
Convening arrangements	<p>TPRC is established under Part 3, Division 4 of the <i>Local Government Act 1995</i>, with the Regional Council's membership arrangements prescribed in the Establishment Agreement with the City of Perth as a member local government.</p> <p>In accordance with Clause 6.1 of the TPRC Establishment Agreement, the City of Perth is to appoint one Elected Member representative and may appoint one Deputy representative to the TPRC.</p>

Central Perth Land Redevelopment Committee

Elected member appointments

Appointment expiry	Determined by the Minister (term not exceeding two years)	Remuneration	Meetings of four hours or longer - \$400 Meetings of less than four hours - \$270
---------------------------	---	---------------------	--

Committee overview

Type	Statutory
Membership	Council must nominate three persons and the Minister will then appoint one of the nominated persons (Metropolitan Redevelopment Authority Act 2011 (MRA Act), s 81(3)).
Objectives	<p>The role of Central Perth Land Redevelopment Committee (CPLRC) is to:</p> <ul style="list-style-type: none">▪ advise the Development WA Board; and▪ refer matters to the Development WA Board. <p>The CPLRC is responsible for determining significant development applications relevant to the redevelopment area as well as the approval of amendments to planning policies, design guidelines and the heritage inventories, in accordance with Parts 5 and 6 of the MRA Act and the 2012 Central Perth Redevelopment Scheme. The Development WA Board can also refer matters to the Committee.</p>

Meetings

Frequency	Scheduled monthly but only held if required. Four meetings held per year on average.
Average duration	One to two hours
Venue	40 The Esplanade, Perth
Convening arrangements	Division 2 'Land Redevelopment Committees' of the <i>Metropolitan Redevelopment Authority Act 2011</i>

Perth Theatre Trust Board

Elected member appointments

Appointment expiry	Determined by the Minister (Period not exceeding three years)	Remuneration	Meetings of four hours or longer - \$700 Meetings of less than four hours - \$460 Sub-committee meetings Meetings of four hours or longer - \$460 Meetings of less than four hours - \$300
---------------------------	---	---------------------	---

Committee overview

Type	Statutory
Membership	Council must nominate three persons who the Governor will then appoint (Perth Theatre Trust Act 1979, s 5).
Objectives	<p>To manage and operate theatres vested in or leased to the Perth Theatre Trust.</p> <p>The venues currently managed by the Trust are:</p> <ul style="list-style-type: none">▪ His Majesty's Theatre▪ Subiaco Arts Centre▪ State Theatre Centre of Western Australia▪ Albany Entertainment Centre. <p>The Trust's venues are used by local, national and international performing arts companies, performers and artists, both professional and amateur. School and children's performances and activities are also presented at these venues.</p> <p>Funded arts organisations presenting regular seasons in Trust venues include the Barking Gecko Theatre Company, Black Swan State Theatre Company, Yirra Yaakin Theatre Company, West Australian Ballet and West Australian Opera, as well as the Perth International Arts Festival.</p> <p>The Trust supports the presentation or co-production of some events in its theatres.</p> <p>The Trust operates in Culture and Arts (WA), a division of the Department of Local Government, Sport and Cultural Industries. Culture and the Arts (WA) provides corporate support to the Trust, including human resources, financial and information system support.</p>
Meetings	
Frequency	First Thursday of every second month, usually at 12.00pm. A Strategic Planning Day is held once annually.
Average duration	Three hours
Venue	His Majesty's Theatre. May be held at Subiaco Arts Centre or State Theatre Centre of Western Australia if His Majesty's Theatre is unavailable.
Convening arrangements	Perth Theatre Trust is established by the Perth Theatre Trust Act 1979. Section 5 prescribes that the City shall nominate three members who are required to be appointed by the Governor.

Library Board of Western Australia

Elected member appointments

Appointment expiry	Four-year term	Remuneration	Reimbursement of travelling and other out of pocket expenses.
---------------------------	----------------	---------------------	---

Committee overview

Type	Statutory
Membership	<p>One member</p> <p>Council must provide a panel of three persons to the Minister, and the Minister will then appoint one of the nominated persons (<i>Library Board of Western Australia Act 1951</i> (Library Board Act), s 4(b)).</p> <p>Former Commissioner Andrew Hammond will represent the City of Peth on the Board until 5 July 2022 (CM 199145/20 and CM 187910/18).</p>
Objectives	<p>The duties of the Board include the control and management of The State Reference Library and the oversight of and provision of assistance to registered public libraries (Library Board Act, s 15).</p> <p>The Board may provide, control and manage libraries and library services; and may provide for the training of persons to carry out the duties of librarians and library assistants, such training to conform to the requirements of the Library Association of Australia.</p>
Meetings	
Frequency	First Thursday of March, May, July, September, November and December at 9.45am.
Average duration	Two to three hours
Venue	State Library, 25 Francis Street Perth
Convening arrangements	Section 5(4) of the <i>Library Board of Western Australia Act 1951</i> provides that the City of Perth is to provide one representative to the Board. The City is required to provide a panel of three names to the Minister for Culture and the Arts for selection of one representative. Current member must resign for new member to serve on the Board. Minister for Culture and the Arts to approve.

Perth Local Development Assessment Panel

Elected member appointments

Appointment expiry	Determined by the Minister	Remuneration	Sitting fees Determination of a Form 1 development application - \$425 Determination of a Form 2 development application - \$100 Training fees New LDAP members - \$400 (one-off) Retraining LDAP members - \$200
---------------------------	----------------------------	---------------------	--

Committee overview

Type	Statutory
Membership	Council must nominate two persons to be members and two persons to be deputy members, and the Minister will then appoint the nominated persons (Planning and Development (Development Assessment Panel) Regulations 2011, regs 23-24).
Objectives	The Perth Local Development Assessment Panel (LDAP) determines mandatory planning applications with a value over \$20 million. In addition, there is the option for applicants to “opt-in” for assessment by the LDAP on developments greater in value than \$2 million and less than \$20 million.

Meetings

Frequency	As required
Average duration	One hour
Venue	Committee Room One, Council House
Convening arrangements	<p>The Perth Local Development Assessment Panel is established in accordance with Section 171B of the <i>Planning and Development Act 2005</i>. Its operations are governed by the Planning and Development (Development Assessment Panel) Regulations 2011.</p> <p>In accordance with the Planning and Development (Development Assessment Panel) Regulations 2011, Council is required to nominate two members and two deputies for the consideration of the Minister for Planning for appointment onto Perth Local Development Assessment.</p>

Metropolitan Regional Road Group

Elected member appointments

Appointment expiry	October 2023 (Election)	Remuneration	Nil.
---------------------------	-------------------------	---------------------	------

Committee overview

Type	Statutory (however elected member representation is not statutorily required).
Membership	One Member
Objectives	There are 10 Regional Road Groups (RRG) in WA, established under the State Road Funds to Local Government Agreement which is overseen by a State Advisory Committee (SAC). The RRGs make recommendations to the SAC regarding the Annual Local Government Roads Program for their Region and any other relevant issues.

Meetings

Frequency	Twice annually at 10.00am in March and either October or November.
Average duration	Two hours
Venue	Main Roads WA, Don Aitken Centre, East Perth
Convening arrangements	Each Western Australian Local Government is represented in the appropriate Regional Road Group in accordance with the State Road Funds to Local Government Agreement 2011/12 – 2015/16. City of Perth is represented on the Metropolitan Regional Road Group and the Central Sub-Group. Main Roads WA is the Secretariat.

WA Local Government Association (WALGA) – Central Metropolitan Zone

Elected member appointments

Appointment expiry	October 2023 (Election)	Remuneration	Nil.
---------------------------	-------------------------	---------------------	------

Committee overview

Type	Non-statutory
Membership	Two Members One Deputy Member
Objectives	<p>WALGA is the single association for local governments in WA, representing the political and strategic interest of local government at State and Federal levels. Member local governments are regarded as “shareholders” of WALGA and focus activities toward the provision of political advocacy and services to meet collective needs.</p> <p>Zones are groups of geographically aligned Member Councils who are responsible for the direct election of State Councillors, providing input into policy formulation and providing advice on various matters.</p>

Meetings

Frequency	Once every two months at 6.00pm
Average duration	One hour
Venue	Venues set and agreed upon at the beginning of each calendar year

15.2 Committees of Council – Terms of Reference Review and Appointment of Members

Responsible Officer	Michelle Reynolds – Chief Executive Officer
Voting Requirement	Absolute Majority
Attachments	Attachment 15.2A Current Policy Committee TOR Attachment 15.2B Proposed Policy and Legislation Committee TOR Attachment 15.2C Current Chief Executive Officer Performance Review Committee TOR Attachment 15.2D Proposed Chief Executive Officer Performance Review Committee TOR Attachment 15.2E Audit and Risk Committee TOR Attachment 15.2F Design Advisory Committee TOR

Purpose

To review the terms of reference of Council’s Committees and appoint members to the Committees.

Recommendation

That Council:

1. ADOPTS the revised terms of reference for the Policy and Legislation Committee as at Attachment 15.2B.
2. APPOINTS all nine elected members to the Policy and Legislation Committee.
3. ADOPTS the revised terms of reference for the Chief Executive Officer Performance Review Committee.
4. APPOINTS the Lord Mayor, Councillor Bevan and Councillor Gordon as members and Councillor Fleeton and Councillor Ko as deputy members to the CEO Performance Review Committee.
5. APPOINTS Councillor Fleeton, Councillor Anghie, Councillor Lezer and one other elected member to the Audit and Risk Committee.
6. APPOINTS the following persons to the Design Advisory Committee, for a term expiring 30 June 2022 or upon the establishment of a Design Review Panel, whichever is sooner:

Organisation	Member	Deputy
Australian Institute of Architects	David Karotkin Warren Kerr	Peter Hobbs
Planning Institute of Australia	Chris Melsom Andrew Howe	Ben De Marchi
Landscape Architects Institute of Australia	Stuart Pullyblank	Tony Blackwell
Office of the Government Architect	Rebecca Moore	Melinda Payne
City of Perth	General Manager Planning and Economic Development	City Architect

Background

1. The *Local Government Act 1995* (the Act) enables councils to form committees to assist with its functions. Committee members can include elected members, employees and members of the public. Committees can operate with delegated decision-making powers or solely on an advisory basis.
2. There are currently four committees of Council: Policy Committee; CEO Performance Review Committee; Audit and Risk Committee and Design Advisory Committee. None of the committees have delegated authority to make decisions on behalf of Council.
3. The Act states that the tenure of membership to committees of Council end at each ordinary local government election. Following the 16 October 2021 ordinary local governments election, Council is required to appoint members to its committees. To coincide with the appointment of members, it is timely to review the committees' terms of reference. To maintain continuity and retain knowledge gained, it is recommended that Council maintain the current member for all its committees, with the exception of the Audit and Risk Committee due to the adoption of the Committee's new terms of reference in August 2021 which now requires an additional elected member to be appointed.

Discussion

Policy and Legislation Committee

4. Council established a Policy Committee at its meeting held 3 November 2020. At the same meeting, all elected members were appointed as members of the Committee until 1 September 2021.
5. A Policy Committee was established to the review of all Council policies and the City's local laws. The review of all Council policies was completed on 31 August 2021. The local law review process remains ongoing.
6. As the Committee has fulfilled its objective to review all Council's policies, it is now appropriate to consider the future of the Committee and review its terms of reference. It is proposed that Council maintain a Policy and Legislation Committee, to facilitate the review of the City's local laws and continue the review of Council's policies over a two-year period.
7. The revised terms of reference (Attachment 15.2B) have been informed by a review of similar committees at other band one, metropolitan local governments. The proposed amendments are outlined below:

Section	Amendment
Committee Name	Revised to reflect the Committee's role in reviewing both local laws and policies.
Purpose	References to City's alliances removed.
Roles and functions	Additional point added to allow Council to refer other matters to the Committee if required.
Meetings	The Committee is to meet at least four times per year.

CEO Performance Review Committee

8. The CEO Performance Review Committee was established on 4 June 2013. Its terms of reference have remained unchanged (Attachment 15.2C).
9. In 2019, the Act was amended to require the adoption of standards for CEO Recruitment, Performance and Termination (CEO employment standards). Council adopted standards at its meeting on 27 April 2021.
10. As the terms of reference have not been reviewed following the 2019 amendments to the Act, it is timely to review the terms of reference.
11. The proposed amendments the revised terms of reference (Attachment 15.2D) are outlined below:

Section	Amendment
Purpose	The purpose of the Committee is clarified and aligned to the CEO employment standards.
Roles and functions	The specific functions to be undertaken by the Committee are detailed. These include the Committee's role in engaging a consultant to assist in the performance review process and that the followed be that which has been adopted by Council.
Delegations	This clause clarifies that the Committee does not have delegated authority to make decisions. The Committee only makes recommendations to Council.
Quorum	This clause restates the quorum requirements from the Act.
Meetings	This section restates the need for the Presiding Member and Deputy to be elected in accordance with the Act. It provides that meetings should be scheduled to facilitate the performance review.

Audit and Risk Committee

12. The Audit and Risk Committee terms of reference were reviewed and endorsed by Council at its meeting held 31 August 2021 (Attachment 15.2E). The current terms of reference are informed by the Office of the Auditor General Western Australia's publication '[Western Australian Public Sector Audit Committees – Better Practice Guide](#)'. Given the recent review, it is not proposed that the terms of reference be reviewed at this time.
13. In accordance with the terms of reference Council is required to appoint four elected members to the committee and one independent member. Council will receive a report on the appointment of an independent member at its November Ordinary Council Meeting. It is to be noted that the new terms of reference differ from the existing in that it requires membership from an additional elected member.

Design Advisory Committee

14. In 2004, Council established a Design Advisory Committee (DAC) to assist in the consideration of development applications for additional plot ratio above the Planning Scheme maximum and provide independent design and architectural advice.
15. The DAC includes the State Government Architect, the City's General Manager Planning and Economic Development and nominees from the Australian Institute of Architects, Planning Institute of Architects and Landscape Architects Institute of Australia.

16. The City is one of few local governments to continue to utilise the committee of council model for design review. The majority of local governments in WA have established Design Review Panels (DRPs) in line with the Department of Planning, Lands and Heritage Design Review Guide to develop a design review process.
17. In addition, Council at its meeting held 25 May 2021 resolved to request 'the Chief Executive Officer to investigate the establishment of a City Architecture and Design Advisory Groups to review City-led design for projects of significance'.
18. As a consequence, it is proposed that in the future the DAC will be disbanded and a DRP be established. This will allow the City to modernise its approach to design review and align with best practice. A DRP will function without the constraints of a formal committee of Council. This will allow the creation of a pool of experts across disciplines, enable members to be remunerated for their time and expand the scope of proposals and projects that are reviewed by independent external experts.
19. It is anticipated the it will take six months to establish a DRP, therefore it is recommended that the terms of the current DAC members be extended until 30 June 2022 or the establishment of a DRP, whichever is sooner, noting that a report on the future of the DAC will be provided to Council as soon as practicable.

Stakeholder Engagement

Nil.

Decision Implications

20. Should the Council not appoint members of the Committee, the Committees would be unable to function.
21. To ensure compliance with the Act, Council is required to appoint at least three elected members to the Audit and Risk Committee.

Strategic, Legislative and Policy Implications

Strategy	
Pillar (Outcome)	Prosperous
Relevant Documents (Issue Specific Strategies and Plans):	City of Perth Standards for CEO Recruitment, Performance and Termination

Legislation, Delegation of Authority and Policy	
Legislation:	<p>Section 7.1A of the <i>Local Government Act 1995</i> - this section of the Act directs that a local government establishes an audit committee of three or more persons.</p> <p>Section 5.10 and 5.11 of the <i>Local Government Act 1995</i> - these sections of the Act state that members and deputy members must be appointed to committees by an absolute majority decision of Council.</p>

Authority of Council/CEO:	Council is empowered by section 5.10 of the <i>Local Government Act 1995</i> to appoint members to Committees of Council.
Policy:	Nil.

Financial Implications

Nil.

Further Information

Following the Agenda Briefing Session held on 19 October 2021, further information is provided:

22. Regarding the Design Advisory Committee (DAC), As per the recommendation tabled at the recent Elected Member Engagement Session and associated Council resolution, the intent of the recommendation is to extend the existing terms of reference and members until June 2022 without change. This will allow time to convert the DAC to a Design Review Panel in line with best practice and modernise and review all associated aspects.

As per clause 66A of the Supplemental Provisions of the Deemed Provisions it specifies that the current DAC is required to provide independent technical advice and recommendations in respect to applications requesting Bonus Plot Ratio.

These terms of reference reflect the current City Planning scheme No 2 and therefore changing the policies would create an incompatibility with the Scheme which would need to be changed first. This will occur within the preparation of the new Local Planning Scheme 3.

23. The rationale for the Administration recommending all nine elected members be appointed to the Policy and Legislation Committee was to retain the composition of the previous Policy Committee. The only change proposed is to add in the legislation component to give effect to the local law review.

Council Resolution (Alternate Motion) (OCM 21/10-251)

Mover Lord Mayor Zempilas

Seconder Cr Gordon

That Council:

1. ADOPTS the revised terms of reference for the Policy and Legislation Committee as at Attachment 15.2B with the following amendment:
 - a. Point 1 under Membership to read 'The Committee shall be comprised of three elected members'.
2. APPOINTS three elected members to the Policy and Legislation Committee being Councillor Anghie, Councillor Fleeton and Councillor Gordon with Councillor Gobbert and Councillor Lezer as deputy members.
3. ADOPTS the revised terms of reference for the Chief Executive Officer Performance Review Committee.
4. APPOINTS the Lord Mayor, Councillor Bevan and Councillor Gordon as members and Councillor Fleeton and Councillor Ko as deputy members to the CEO Performance Review Committee.
5. APPOINTS Councillor Fleeton, Councillor Anghie, Councillor Lezer and Councillor Gobbert to the Audit and Risk Committee.
6. APPOINTS the following persons to the Design Advisory Committee, for a term expiring 30 June 2022 or upon the establishment of a Design Review Panel, whichever is sooner:

Organisation	Member	Deputy
Australian Institute of Architects	David Karotkin Warren Kerr	Peter Hobbs
Planning Institute of Australia	Chris Melsom Andrew Howe	Ben De Marchi
Landscape Architects Institute of Australia	Stuart Pullyblank	Tony Blackwell
Office of the Government Architect	Rebecca Moore	Melinda Payne
City of Perth	General Manager Planning and Economic Development	City Architect

Reason:

- To amend the proposed appointments.

CARRIED UNOPPOSED BY ABSOLUTE MAJORITY (9/0)

For Lord Mayor Zempilas, Deputy Lord Mayor Bain, Councillors Anghie, Bevan, Fleeton, Gobbert, Gordon, Ko and Lezer

Against None



Policy Committee: Terms of Reference

Purpose

In line with the *Local Government Act 1995*, the purpose of the Policy Committee (the Committee) is to:

- 1 Support Council by strengthening four priority pillars of the City's operating framework, namely: Corporate Services Alliance, Community Development Alliance, Planning and Economic Development Alliance and Infrastructure and Operations Alliance.
- 2 Support Council in fulfilling its responsibility under section 2.7(2)(b) of the *Local Government Act 1995* in determining the policies of the local government.
- 3 Assist Council in carrying out its legislative functions in the making, amending, revoking and reviewing of local laws under Part 3 Division 2 of the *Local Government Act 1995*.

Roles and Functions

The role of the Committee is to provide guidance and assistance to Council in fulfilling its legislative responsibilities in relation to the following key areas:

- 1 Recommend to Council a workplan for policy and local law review and development
- 2 Reviewing and developing policies and local laws in line with the endorsed workplan and making recommendations to Council on the result of those reviews at the next available Ordinary Council Meeting

Delegations

- 1 This Committee has no delegated authority and no authority to implement its recommendations without resolution of Council.
- 2 The Committee is a formally appointed committee of Council and is responsible to that body. The Committee does not have executive powers or authority to implement actions in areas over which the Chief Executive Officer (CEO) has legislative responsibility.

Membership

- 1 The Committee shall be comprised of all elected members.
- 2 The CEO, or their nominee, is to be available to attend meetings to provide advice to the Committee.
- 3 Appointments to the Committee will be until 1 September 2021.

Quorum

The quorum for a committee meeting is set by section 5.19 of the *Local Government Act 1995*.

Meetings

- 1 The Committee must elect a presiding member and deputy presiding member in accordance with section 5.12 and Schedule 2.3 of the *Local Government Act 1995*.
 - 2 A schedule of meetings will be developed and agreed to by the Committee.
 - 3 The Committee shall report to Council by way of its minutes and any recommendations it may make.
-



Policy and Legislation Committee: Terms of Reference

Purpose

In-line with the *Local Government Act 1995* (the Act), the purpose of the Policy and Legislation Committee (the Committee) is to:

1. Support Council in fulfilling its responsibility under section 2.7(2)(b) of the Act in determining the policies of the local government.
2. Assist Council in carrying out its legislative functions in the making, amending, revoking and reviewing of local laws under Part 3, Division 2 of the Act.

Roles and Functions

The role of the Committee is to provide guidance and assistance to Council in fulfilling its legislative responsibilities in relation to the following key areas:

1. Recommend to Council a workplan for policy and local law review and development.
2. Reviewing and developing policies and local laws in-line with the endorsed workplan and making recommendations to Council as a result of those reviews at the next available Ordinary Council Meeting.
3. Assisting Council in such other matters as the Council may refer to the Committee.

Delegations

1. This Committee has no delegated authority and no authority to implement its recommendations without resolution of Council.
2. The Committee is a formally appointed committee of Council and is responsible to that body. The Committee does not have executive powers or authority to implement actions in areas over which the Chief Executive Officer (CEO) has legislative responsibility.

Membership

1. The Committee shall be comprised of all elected members.
2. The CEO, or their nominee, is to be available to attend meetings to provide advice to the Committee.
3. Appointments to the Committee will be until the next ordinary local government election.

Quorum

The quorum for a committee meeting is set by section 5.19 of the Act.



Meetings

1. The Committee must elect a presiding member and deputy presiding member in accordance with section 5.12 and Schedule 2.3 of the Act.
2. A schedule of meetings will be developed and agreed to by the Committee with the Committee to meet at least four times a year.
3. The Committee shall report to Council by way of its minutes and any recommendations it may make.

Proposed



CEO Performance Review: Terms of Reference

To:

1. Undertake an annual review of the performance of the Chief Executive Officer as required by Section 5.38 of the *Local Government Act 1995*.
2. Establish annual performance objectives for the Chief Executive Officer.
3. Report the outcome of the review referred to in part 1 above to Council.

Current



CEO Performance Review: Terms of Reference

Purpose

In line with the *Local Government Act 1995* (the Act), and the City of Perth Standards for Chief Executive Officer Recruitment, Performance and Termination (the Standards), the purpose of the Chief Executive Officer Performance Review Committee (the Committee) is to:

1. Undertake the review of the Chief Executive Officers (CEO) Performance in accordance with Regulation 17 of Schedule 2, Division 3 of the *Local Government (Administration) Regulations 1996*, the Standards and the contract of employment of the CEO.
2. Establish any additional performance criteria, with agreement from the CEO, in line with Regulation 16 of Schedule 2, Division 3 of the *Local Government (Administration) Regulations 1996*.
3. Undertake duties as required by the Council relating to the role of CEO.

Roles and Functions

The role of the Committee is to:

1. Assist the Council in the engagement and oversight of a consultant to assist the committee and Council in conducting the CEO performance review in line with the process adopted by Council.
2. Conduct with the CEO, elected members and the consultant, the performance review process and provide a recommendation to Council on the result of the performance review.
3. Establish any additional performance criteria, with the agreement of CEO, for recommendation to Council arising from the performance review process.
4. Make any other relevant recommendations relating to the CEO's employment.

Delegations

1. This Committee has no delegated authority and no authority to implement its recommendations without resolution of Council.
2. The Committee is a formally appointed committee of Council and is responsible to that body. The Committee does not have executive powers or authority to implement actions in areas over which the Chief Executive Officer (CEO) has legislative responsibility.

Membership

1. The Committee shall be comprised of three elected members which should include the Lord Mayor. There shall be two deputy members.
 2. The City will ensure appropriate support is provided to the Committee.
-



3. Appointments to the Committee will be until the next ordinary local government election day.

Quorum

The quorum for a committee meeting is set by section 5.19 of the Act.

Meetings

1. The Committee must elect a presiding member and deputy presiding member in accordance with section 5.12 and Schedule 2.3 of the Act.
2. A schedule of meetings will be developed and agreed to by the Committee that align with the adopted CEO performance review process being completed by 30 June each year.
3. The Committee shall report to Council by way of its minutes and any recommendations it may make.

Proposed



Audit and Risk Committee: Terms of Reference

Role

The City of Perth ('City') has established the Audit and Risk Committee ('Committee') under Section 7.1A of the *Local Government Act 1995*.

The Committee assists the Council in fulfilling their oversight responsibilities in relation to systems of risk management and internal control, the City's processes for monitoring compliance with laws and regulations, including financial and performance reporting and external and internal audit. The Committee is not responsible for the management of these functions.

The Committee will engage with management in a constructive and professional manner to perform its oversight responsibilities. The Chair of the Committee is responsible to, and reports to, the accountable authority.

Members of the Committee are expected to:

- understand the legal and regulatory obligations of the Council for governing the entity;
- understand the governance arrangements that support achievement of the City's strategies and objectives;
- exercise due care, diligence and skill when performing their duties;
- adhere to the City's code of conduct and the code of ethics of any professional body which they are a member of;
- help to set the right tone in the City by demonstrating behaviours which reflect the City's desired culture;
- be aware of contemporary and relevant issues impacting the public sector; and
- only use information provided to the Committee to carry out their responsibilities, unless expressly agreed by Council.

To help support the Committee's role in overseeing the internal audit function, the Internal Audit and Risk Manager will functionally report to the Committee.

The Committee will prepare an annual work plan that outlines when it will perform key activities, in consultation with the accountable authority.

Authority

The Council authorises the Committee, in accordance with this Terms of Reference, to:

- obtain any information it requires from any official or external party (subject to any legal obligation to protect information);
 - discuss any matters with the internal auditors, Office of the Auditor General (OAG), or other external parties (subject to confidentiality considerations);
 - request the attendance of any officer or elected members at audit committee meetings; and
 - obtain legal or other professional advice when necessary to fulfil its role, at the entity's expense, subject to approval by Council or delegate.
-



The Committee may undertake other activities as requested by Council.

Membership

The Committee comprises five (5) members of whom one (1) must be independent, appointed by Council. The Committee will be led by a Chair. The Chair and other elected members on the Committee will be appointed by Council resolution after every Council election until a subsequent Council election is held or a member resigns from the Committee. The Chair shall not be the Lord Mayor.

Independent Committee Members will be appointed for an initial period of two years as determined by Council.

To support the skills and experience of Committee Members, the Committee will implement an induction and training program for new members.

The Committee may invite the Chief Executive Officer, Chief Financial Officer, Internal Audit and Risk Manager, or other management representatives to present information and participate in the meeting. An officer from the Office of the Auditor General (OAG) will be invited to attend committee meetings as an observer.

The Committee will be administratively supported by a City officer.

Responsibilities

The Committee will be responsible for the following:

Risk management, fraud and internal control

The Committee oversees the entity's system of risk management and internal controls. Its responsibilities include, but are not limited to:

- Providing oversight on significant risk exposures and control issues, including fraud risks, governance issues and other matters as necessary or requested by senior management and the accountable authority.
 - Considering the impact of City's culture on risk management and internal controls.
 - Annually reviewing the City's risk management policy.
 - Based on knowledge and understanding of the City's risks, reviewing whether strategic risks are appropriately reflected in the risk profile and reported to the accountable authority.
 - Reviewing and assessing the effectiveness of processes for identifying, managing, treating and mitigating the City's risks and ensuring that remaining risks align with the City's risk appetite. The Committee should prioritise risks involving:
 - significant business risks, including environmental and occupational health and safety risks;
 - potential non-compliance with laws, regulations and standards; and
 - fraud and theft.
 - Considering the adequacy and effectiveness of internal controls and the risk management framework by:
 - reviewing reports from management, internal audit, consultants, regulators and the Office of the Auditor General (OAG);
-



- ensuring strategic risk registers consider risks that may impact whether the entity will achieve its strategic objectives;
- monitoring management responses and ensuring timely correction actions are taken by management;
- enquiring with management and the OAG regarding their assessment of the risk of material misstatement in the financial report due to fraud;
- enquiring with management, internal auditors and the OAG about whether they are aware of any actual, suspected or alleged fraud or corruption affecting the City including the City's response to the matters; and
- reviewing the business continuity planning process and be assured that material risks are identified and appropriate business continuity plans, including disaster recovery plans, are in place.
- Reviewing summary reports from management on all suspected, alleged and actual frauds, thefts and breaches of laws and ensuring these are reported to the accountable authority and/or relevant authorities.
- Reviewing summary reports from management on communication from external parties including regulators that indicate problems in the internal control system or inappropriate management actions.

Internal audit

The Audit and Risk Committee is responsible for guiding and overseeing the activities, resources and structure of the internal audit function. The Audit and Risk Committee's responsibilities include, but are not limited to:

- Annually reviewing internal audit's mission, resources and budget and protecting internal audit's independence from management.
 - Reviewing the internal audit structure, composition, skills and experience, service delivery model, independence and access to Council.
 - Advising Council on the adequacy of internal audit resources or budget to perform the approved internal audit plan.
 - Ensuring that the internal audit function, through the Internal Audit and Risk Manager, has a direct reporting relationship with Committee and Council (functional reporting relationship) and has access to all levels of management needed to perform their duties.
 - Monitoring internal audit's participation in non-assurance roles to assess whether it impacts their independence or interferes with the delivery of the internal audit program.
 - Assessing the internal audit plan to ensure that it comprehensively covers material business risks that may threaten the achievement of strategic objectives and allows internal audit to assess culture.
 - Reviewing and recommending the approval of the internal audit plan and work program by Council.
 - Communicating the Audit and Risk Committee's expectations to the Internal Audit and Risk Manager in writing through the internal audit charter.
 - Reviewing the internal audit charter annually for Council's approval.
-



- Reviewing the quality and timeliness of internal audit reports.
- Considering the implications of internal audit findings on the business, its risks and controls.
- Monitoring management's implementation of internal audit recommendations.
- Monitoring the progress of the internal audit plan and work program.
- Monitoring the quality of internal audit services delivered and compliance with the Institute of Internal Auditors' International Professional Practices Framework.
- Ensuring that internal audit has complete and timely access to all accounts, information, documents and records of the entity as needed to effectively perform their duties. This also includes discussing whether management was cooperative and provided timely responses to internal audit requests.
- Meeting privately with the Internal Audit and Risk Manager at least once per year.

Compliance and ethics

The Audit and Risk Committee oversees the City's processes to ensure compliance with relevant laws and regulations and for promoting a strong governance culture within the entity. This includes, but is not limited to:

- Understanding the City's compliance framework including its obligations, the officers responsible for compliance activities and management oversight and review of these processes.
- Considering the impact of the City's culture on compliance processes.
- Overseeing compliance by reviewing arrangements that monitor the impact of changes in key laws, regulations, internal policies and accounting standards affecting the City's operations.
- Obtaining updates from management on matters of compliance and ethical matters that may have material impact on the City's financial statements, strategy, operations, health and safety or reputation.
- Reviewing and monitoring related party transactions and conflicts of interest.
- Enquiring with management, internal audit and the OAG on their assessment of the compliance culture, the risk of non-compliance, or whether they have any knowledge of any actual, suspected or alleged non-compliance affecting the entity.
- Meeting with management to discuss regulatory compliance matters the City has considered in the preparation of the financial statements, such as compliance with accounting standards.

Financial and performance reporting

The Audit and Risk Committee oversees the integrity of financial and performance reporting processes within the entity. The committee's responsibilities include:

- reviewing the financial statements and providing advice to Council about whether they should be endorsed by Council. The review includes assessing:
 - whether the financial statements are consistent with the knowledge of the Audit and Risk Committee members;
-



- whether the financial statements comply with the *Local Government Act 1995* and associated regulations;
 - whether the financial statements accurately reflects the entity's financial position and performance, and if not, whether additional disclosures are required;
 - the appropriateness of accounting policies and disclosures, including changes to accounting policies;
 - areas of significant judgement, estimation and significant or non-routine transactions;
 - whether appropriate management action has been taken in response to any issues raised by the OAG, including financial statement adjustments or revised disclosures;
 - the quality of the entity's processes for preparing the financial statements, including how management has checked that they comply with relevant requirements;
 - significant issues, errors or discrepancies in the draft financial statements and ensuring members understand the reasons why these occurred; and
 - the representation letter to be provided to the OAG to confirm that the assertions, including any immaterial errors collated during the audit, are appropriate.
- Acting as a forum for communication between management and the OAG.
 - Reviewing the entity's process to ensure the financial information included in the annual report is consistent with the audited financial statements.

External audit

The Audit and Risk Committee is responsible for communicating and liaising with the OAG. This includes understanding the results of financial and performance audits conducted within the entity and overseeing whether recommendations are implemented by management. The committee's responsibilities include, but are not limited to:

- Meeting with the OAG to discuss the audit plan (audit entrance meeting) and the results of the financial audit (audit exit meeting).
 - Discussing with the OAG any significant resolved or unresolved disagreements with management.
 - Monitoring and critiquing management's response to OAG findings and recommendations.
 - Reviewing reports from the OAG including auditor's reports, closing reports and management letters.
 - Reviewing all representation letters signed by management to assess whether the information appears complete and appropriate.
 - Meeting with the OAG at least once per year without management presence. At this meeting, the committee will discuss matters relating to the conduct of the audit, including any difficulties encountered, restrictions on scope of activities or access to information, significant disagreements with management and adequacy of management responses.
 - Reviewing performance audits conducted at the entity and ensuring that agreed recommendations are implemented.
 - Monitoring the relationship between internal auditors and the OAG.
-



- Reviewing results of relevant OAG audit reports and better practice publications for guidance on good practices, including any self-assessment by management.
- Reviewing the form and content of the proposed auditor's report on the entity's financial and performance report. This may include any proposed modification, emphasis of matter, key audit matters, other matters and uncorrected misstatements in other information.

Other responsibilities

Perform other activities related to the role of this charter as requested by Council.

Administrative responsibilities

Meetings

The Audit and Risk Committee will meet at least four (4) times a year or more frequently as necessary.

The Chair is required to call a meeting if asked to do so by Council. If a meeting is requested by another Audit and Risk Committee member, OAG or Internal Audit and Risk Manager, the Chair will decide whether the meeting is necessary.

The Chair will oversee the planning and conduct of meetings including the agenda and draft minutes, and reporting to the accountable authority.

A quorum will consist of a majority of committee members. The quorum must be in place at all times during the meeting.

Independence and conflicts of interest

The Audit and Risk Committee must be independent from management of the City.

Audit and Risk Committee elected members will provide declarations of any actual or perceived conflicts of interest as required under the *Local Government Act 1995*.

External members, as required under the Code of Conduct for Council Members, Committee Members and Candidates, will provide written declarations of any actual or perceived conflicts of interest to the accountable authority. These members should consider past employment, consultancy arrangements and related party issues when making these declarations to Council. In consultation with the Chair, Council should be satisfied that there are sufficient processes in place to manage any actual, perceived or potential conflicts of interest.

Audit committee performance assessment arrangements

The Chair of the Audit and Risk Committee, in consultation with Council, will review the performance of the Audit and Risk Committee annually, together with the annual review of this charter.

Reporting

The Audit and Risk Committee will, as often as necessary, and at least once a year, report to Council on its operations and activities during the year and confirm to Council that all functions outlined in this charter have been satisfactorily addressed.

The Audit and Risk Committee may at any time, report to the accountable authority on any other matters it deems to be sufficiently important. In addition, any individual Audit and Risk Committee member may request a meeting with Council at any time.



Review of charter

The Audit and Risk Committee will ensure that this charter complies with relevant legislative and regulatory requirements and will propose amendments when necessary to ensure that it accurately reflects the committee's current role and responsibilities.

The Audit and Risk Committee will review this charter once a year and more frequently if required. The review will include consultation with the accountable authority. Any substantive changes to the charter will be recommended by the audit committee and formally approved by the accountable authority.

Current



Design Advisory Committee: Terms of Reference

Introduction

The Design Advisory Committee has been appointed by the Council in accordance with the requirements of clause 66A of the Supplemental Provisions to the Deemed Provisions (refer Schedule A of the City Planning Scheme No. 2), as gazetted on 24 February 2017.

The Design Advisory Committee is required to provide independent technical advice and recommendations to the Council in respect to applications requesting Bonus Plot Ratio and design issues on these and other applications referred to it for consideration.

The Committee membership will comprise:

- two Architects (plus one Deputy) to be selected from a panel of five nominations presented by the Australian Institute of Architects;
- two Town Planners (plus one Deputy) to be selected from a panel of four nominations from the Planning Institute of Australia;
- one Landscape Architect (plus one Deputy) to be selected from a panel of two nominations presented by the Landscape Architects Institute of Australia;
- State Government Architect or their nominee; and
- General Manager Planning and Economic Development of the City of Perth (plus City Architect as deputy).

Fifty percent of the members are required to attend a meeting to represent a quorum.

With the exception of Council officers, the membership of the Committee will be for a two year period and the Council reserves the right to reappoint any member nominated by the respective institutes.

The Council may terminate the appointment of any member of the Committee prior to the expiry of the term of office.

Referral of Applications

The following applications will be referred to the Design Advisory Committee:

1. Applications for development which are seeking bonus plot ratio under clause 28 of City Planning Scheme No. 2.
 2. Applications for major developments within the city, including Form 1 Development Assessment Panel applications.
 3. Applications for other developments where the advice of the Design Advisory Committee is considered by the Manager Development Approvals to be of assistance in the assessment of the application.
 4. Any application referred to the Committee by the Council's Planning Committee or by the Council at a Council meeting.
-



Applications for bonus plot ratio or major developments requiring design advice will be presented to the Committee in the form of a written report from the Development Approvals Unit.

For design advice on other minor developments, a verbal presentation of the application will be made by the City's Planning Officers at the Committee meeting.

Bonus Plot Ratio

The Committee will be guided by the Council's Bonus Plot Ratio Policy adopted pursuant to Clause 4 of the Deemed Provisions.

This Policy defines the following considerations in assessing applications for bonus plot ratio:

- The awarding of bonus plot ratio presents an opportunity for the City to encourage development that will assist in realising specific aims and objectives for the future development of the city, having particular regard to the City of Perth Urban Design Framework.
- Plot ratio is a measure of development intensity and is an incentive based mechanism that permits the City to award additional plot ratio, or floor area, to be developed on a site in return for the provision of identified benefits.

Bonus plot ratio will not be awarded "as of right". Bonus plot ratio is an award that must be earned and applicants will be required to demonstrate that the proposed bonus facility, amenity or use will deliver an identifiable strategic need or benefit and that the proposed development will be of an appropriate bulk and scale and a standard of architectural and design quality appropriate within Perth as a capital city.

The policy identifies the following list of categories eligible for bonus plot ratio:

- Public spaces.
- Pedestrian links.
- Conservation of heritage places.
- Provision of specific facilities on private land.
- Residential Use: Maximum 20% bonus.
- Special Residential use: Maximum 40% bonus (20% for special residential use or 40% for high quality hotel use).

Where a bonus is sought for a facility or amenity falling within the Public Facilities and the Heritage categories under clause 28(2) of City Planning Scheme No. 2 and/ or a variation of plot ratio under clause 12 of the Deemed Provisions, or for a minor bonus at street level under clause 28(6) (ii) of City Planning Scheme No. 2, the Design Advisory Committee will be requested to provide advice on the extent of bonus plot ratio which is warranted.

In the case of bonus plot ratio for a residential or special residential development the extent of bonus plot ratio will not be assessed, although for those hotel developments seeking the maximum 40% bonus plot ratio the advice of the Design Advisory Committee will be sought on whether the hotel development meets the criteria of a high quality hotel as identified in the Bonus Plot Ratio Policy.

Reference should be made to the Bonus Plot Ratio Policy for full details of how applications for bonus plot ratio will be assessed.



Design Advisory Matters

The Committee will also consider applications put before it for advice on design elements. In making any recommendation on these applications, the Committee will have due regard to the provisions of the City Planning Scheme No. 2, the Deemed Provisions and any Planning Policy adopted under the Scheme.

Register of Decisions of the Design Advisory Committee

In order to ensure that bonus plot ratio is awarded consistently, effectively and equitably and that design advice is similarly provided on a consistent basis, the Development Approvals Unit will establish and maintain a register recording the following information:

- Details of the development and facility seeking bonus plot ratio.
- Details of the development and major design issues to be addressed.
- The Committee's recommendation of the proposal.
- The Council's/LDAP's decision in regard to each application.

Current

16. Committee Reports

Nil.

17. Motions of which notice has been given

Nil.

18. Matters for which the meeting may be closed

Nil.

19. Urgent Business

Nil.

20. Closure

The Presiding Member declared the meeting closed at 6.59pm.