

COUNCIL MINUTES

11 OCTOBER 2016

APPROVED FOR RELEASE



**ROBERT MIANICH
DIRECTOR CORPORATE SERVICES**



CITY *of* PERTH

COUNCIL MINUTES

11 OCTOBER 2016

THESE MINUTES ARE HEREBY CERTIFIED AS
CONFIRMED

PRESIDING MEMBER'S
SIGNATURE

DATE: 1 November 2016

INDEX

Item	Description	Page
362/16	PRAYER	1
363/16	DECLARATION OF OPENING	1
364/16	APOLOGIES	1
365/16	QUESTION TIME FOR THE PUBLIC	2
366/16	MEMBERS ON LEAVE OF ABSENCE AND APPLICATIONS FOR LEAVE OF ABSENCE	3
367/16	CONFIRMATION OF MINUTES	3
368/16	ANNOUNCEMENTS BY THE LORD MAYOR	3
369/16	DISCLOSURE OF MEMBERS' INTERESTS	4
370/16	QUESTIONS BY MEMBERS OF WHICH DUE NOTICE HAS BEEN GIVEN	4
371/16	CORRESPONDENCE	5
372/16	PETITIONS	5
373/16	MATTERS FOR WHICH THE MEETING MAY BE CLOSED	5
PLANNING COMMITTEE REPORTS		
374/16	HAY AND MURRAY STREET MALLS – PROPOSED THIRD PARTY ADVERTISING TO NEW TELSTRA PAY PHONES	6
MARKETING, SPONSORSHIP AND INTERNATIONAL ENGAGEMENT COMMITTEE REPORTS		
375/16	ARTS AND CULTURAL SPONSORSHIP 2016/17 – ASSOCIATE PARTNERSHIP – PERTH INSTITUTE OF CONTEMPORARY ARTS	18
376/16	ARTS AND CULTURAL SPONSORSHIP 2016/17 – ASSOCIATE PARTNERSHIP – BLACK SWAN STATE THEATRE COMPANY – 2017 SEASON	27
377/16	ARTS AND CULTURAL SPONSORSHIP 2016/17 – ASSOCIATE PARTNERSHIP – THE CONTEMPORARY DANCE COMPANY OF WESTERN AUSTRALIA	37
378/16	THREE YEAR PARTNERSHIP – VOLUNTEERING WA INC. - HOMELESS CONNECT PERTH	50

Item	Description	Page
379/16	CITY OF PERTH PARKING PARTNERSHIP 2016/17 - ROE STREET CAR PARK USE OF ROOFTOP FOR ARTRAGE ROOFTOP MOVIE	57
380/16	ARTS AND CULTURAL SPONSORSHIP 2016/17 – MAJOR PARTNERSHIP – ARTRAGE INC. 2017 FRINGE WORLD FESTIVAL	62
FINANCE AND ADMINISTRATION COMMITTEE REPORTS		
381/16	PAYMENTS FROM MUNICIPAL AND TRUST FUNDS – AUGUST 2016	74
382/16	FINANCIAL STATEMENTS AND FINANCIAL ACTIVITY STATEMENT FOR THE PERIOD ENDED 31 AUGUST 2016	75
383/16	ALLOCATION OF FUNDS FROM PUBLIC ART RESERVE TO SUPPORT PUBLIC ART OUTCOMES IN MCLEAN LANE UPGRADE	77
384/16	PROPOSED ENHANCEMENTS TO THE CITY OF PERTH MEETING CYCLE (REVISED COUNCIL POLICY 3.6 – ANNUAL SCHEDULE OF COUNCIL AND COMMITTEE MEETINGS)	81
WORKS AND URBAN DEVELOPMENT COMMITTEE REPORTS		
385/16	TENDER 005-16/17 INSPECTION AND MAINTENANCE OF STORMWATER SYSTEMS	86
OTHER REPORTS		
386/16	EVENT SPONSORSHIP (PARTNERSHIP) – HOPMAN CUP 2017	90
387/16	CITY OF PERTH – INDEPENDENT AUDIT OF OPERATIONS	96
388/16	APPOINTMENT OF EXTERNAL AUDITOR	100
389/16	MOTIONS OF WHICH PREVIOUS NOTICE HAS BEEN GIVEN	101
390/16	URGENT BUSINESS	101
391/16	CLOSE OF MEETING	102

Minutes of the **Ordinary Meeting** of the Council of the City of Perth held in the Council Chamber, Ninth Floor, Council House, 27 St Georges Terrace, Perth, on **Tuesday, 11 October 2016.**

Presiding: The Rt Hon Lord Mayor, Ms Lisa-M. Scaffidi

Councillors Present: Adamos, Chen, Davidson, Green, Harley, Limnios, McEvoy and Yong

In Attendance:

Martin Mileham	-	Chief Executive Officer
Robert Mianich	-	Director Corporate Services
Rebecca Moore	-	Director Community and Commercial Services
Nathan Ahern	-	Acting Director Construction and Maintenance
Erica Barrenger	-	Acting Director City Planning and Development
Margaret Smith	-	Manager Development Approvals
Mark Ridgwell	-	Manager Governance
Paul Anastas	-	Personal Aide to the Lord Mayor
Cathryn Clayton	-	Governance Electoral Officer

Observers:

Eleven members of the public.
Three members of the press.
Two members of the staff.

362/16 PRAYER

The Lord Mayor took the Chair and the prayer was read by the Chief Executive Officer.

363/16 DECLARATION OF OPENING

6.07pm The Lord Mayor declared the meeting open.

364/16 APOLOGIES

Nil

365/16 QUESTION TIME FOR THE PUBLIC

The Chief Executive Officer advised that the following questions had been received. Questions received from Mr Graham Hansen of 3/17 Shenton Street, NORTHBRIDGE WA 6003 (TRIM 178905/16).

Question :	First question is to the Lord Mayor: I understand that you donated a gift to Lily Chen's election campaign for the Liberal Party in the seat of Mirrabooka. What was the value of the gift and will it mean that Councillor Chen is conflicted and therefore unable to vote on matters before the City of Perth, such as the upcoming heritage listing of your building on Wellington Street?
Response:	The Lord Mayor responded that her husband had donated some pottery items of which the actual cost to him was \$75.
Question:	Second question is for Councillor Chen: Have you made disclosures to the City of Perth about donations you have received in conjunction with your campaign for the seat of Mirrabooka with the Liberal Party and has the administration at the City of Perth advised you that you need to disclose these donations as gifts?
Response:	Cr Chen advised that she had disclosed the donations by completing the disclosure of interest form and had submitted it to the City of Perth.

Questions received from Mr Ben J Colins of 604/251 Hay Street EAST PERTH WA 6004 (TRIM 178938/16).

Question :	Lord Mayor as you are aware a decision from SAT relating to your various transgressions as Lord Mayor is now imminent. What will you do if you are found to be in breach and either fined or suspended? Will you finally resign?
Response:	The Lord Mayor advised that she would take the question on notice as the matter is pending before SAT.
Question:	Lord Mayor I was disturbed to read in the media that you have accepted a gift from a property developer that I believe involved an all-expenses paid holiday in Broome around the same time that the very same property developer was seeking a grant from your Council of nearly \$200,000. I am amazed that I haven't heard any more about this matter. Can you confirm that you voted in favour of this grant being awarded to that property developer and if so do you believe that a gift of this nature might fall into the category of a prohibited gift in accordance with the rules and laws that govern Councillors activities?

Response:	The Lord Mayor advised that the matter had been fully explored by SAT and that there are no findings of dishonesty or corruption and to stay tuned for the next episode.
------------------	--

Questions received from Mr Neil Smithson of 10 Ballater Heights, BIBRA LAKE WA 6163 (TRIM 179263/16).

Question :	Does Council have a Bicentennial Planning Committee, and does it have a capital reserve funding account to support future commemorations/ celebrations?
Response:	The Chief Executive Officer advised that the City's Corporate Business Plan, under the section 'Perth as a Capital City' – Item 6.3, has a line item for the administration which in part reads 'the support of the development of 2029 initiative'. This continues within the Business Plan and we will provide the detail of this to Mr Smithson in our response to him following the meeting.

366/16 MEMBERS ON LEAVE OF ABSENCE AND APPLICATIONS FOR LEAVE OF ABSENCE

Nil

367/16 CONFIRMATION OF MINUTES

The minutes of the Ordinary Meeting of the Council held on 20 September 2016 were submitted for consideration.

Moved by Cr Davidson, seconded by Cr Harley

That the minutes of the Ordinary Meeting of the Council held on 20 September 2016, be confirmed as a true and correct record.

The motion was put and carried

The votes were recorded as follows:

For: The Lord Mayor, Crs Adamos, Chen, Davidson, Green, Harley, Limnios, McEvoy and Yong

Against: Nil

368/16 ANNOUNCEMENTS BY THE LORD MAYOR

The Lord Mayor advised that a late Item titled "Appointment of External Auditor" would be considered as Item 15 on the Agenda this evening. It was distributed to Elected Members under separate cover.

The Lord Mayor presented the City of Perth Heritage Award 2016.

For the Conservation / Restoration of St Georges College

In attendance representing St Georges College and to accept the Award and cheque for \$10,000 were Mr Ian Hardy and Dr Peter Hopwood.

369/16 DISCLOSURE OF MEMBERS' INTERESTS

The following Members disclosed an interest:

Member Officer	/ Minute No.	Item Title.	Nature / Extent of Interest
Cr Adamos	386/16	Item 13 - Event Sponsorship (Partnership) – Hopman Cup 2017	Direct Financial Interest – Nature: Received tickets to Hopman Cup events in past 12 months and used the tickets to host stakeholders of the City. Extent: Approximately \$1152 in value
Cr Chen	386/16	Item 13 - Event Sponsorship (Partnership) – Hopman Cup 2017	Direct Financial Interest – Nature: Received tickets to Hopman Cup events in past 12 months and used the tickets to host stakeholders of the City. Extent: Approximately \$480 in value
Cr Davidson	386/16	Item 13 - Event Sponsorship (Partnership) – Hopman Cup 2017	Direct Financial Interest – Nature: Attended Hopman Cup events in past 12 months – hosted key City stakeholders. Extent: Approximately \$1152 in value
Cr Yong	386/16	Item 13 - Event Sponsorship (Partnership) – Hopman Cup 2017	Direct Financial Interest – Nature: Corporate box for stakeholders Extent: Approximately \$1152 in value

370/16 QUESTIONS BY MEMBERS OF WHICH DUE NOTICE HAS BEEN GIVEN

Nil

371/16 CORRESPONDENCE

Nil

372/16 PETITIONS

Nil

373/16 MATTERS FOR WHICH THE MEETING MAY BE CLOSED

The Chief Executive Officer advised that Schedules 5 and 15 associated with 380/16 and 385/16 are CONFIDENTIAL in accordance with Sections 5.23(2)(e)(ii) and (e)(iii) of the *Local Government Act 1995*.

Therefore, should a Member wish to discuss the content of the Schedules relevant to these Items, it was recommended that Council resolve to close the meeting to members of the public before discussion of the Item.

PLANNING COMMITTEE REPORTS

374/16 HAY AND MURRAY STREET MALLS – PROPOSED THIRD PARTY ADVERTISING TO NEW TELSTRA PAY PHONES

BACKGROUND:

SUBURB/LOCATION:	Hay and Murray Street Malls
FILE REFERENCE:	DA2016/5274
REPORTING UNIT:	Development Approvals
RESPONSIBLE DIRECTORATE:	Planning and Development
DATE:	19 September 2016
MAP / SCHEDULE:	Schedule 1 – Map of locations of proposed signage Schedule 2 – Proposed signage and mock ups for Locations 2 and 4 Schedule 3 – Signage specifications
LANDOWNER:	City of Perth
APPLICANT:	Urbis Pty Ltd
ZONING:	(MRS Zone) Central City Area Zone (City Planning Scheme Precinct) – Precinct 5 Citiplace (City Planning Scheme Use Area) – Central City Area Zone
APPROXIMATE COST:	Nil

The Committee recommendation to the Council for this report was resolved by the Planning Committee at its meeting held on 4 October 2016.

The Committee recommendation to the Council is the same as that recommended by the Officers.

Planning Committee Meeting Note:

The Planning Committee noted that Officers will work with the applicant to investigate options regarding tenure arrangements for the commercial advertising on the phone booths within the mall reserves.

HISTORY:

On 31 July 2006, a development application was lodged with the City of Perth to permit third party advertising on 54 Telstra telephone phone booths and pedestals in

41 locations. The Council did not support the third party advertising for the following reasons:

- “1. the proposed signage would add to the visual clutter of the locality;*
- 2. the proposed signage would add to the proliferation of phone booths and advertising;*
- 3. the proposed signage would create maintenance concerns.”*

Following a State Administrative Tribunal (SAT) mediation session, the applicant submitted revised details for a number of the proposed sign locations. At its meeting held on **12 December 2006**, Council considered this revised proposal and resolved to advise the SAT that it did not support the application for third party advertising on the existing and new telephone pedestals in the Perth Central Area for the reason that the proposed signage was in contradiction of the Council's Sign Policy.

As a consequence of the Council's rejection of the revised proposal, the SAT heard an appeal on 27 to 29 February 2007 and delivered its decision on 2 April 2007 dismissing the applicant's application for review. The SAT was of the opinion that the application would involve a form of development which is uncharacteristic of each locality and which would diminish the character and amenity of each area. The applicant subsequently appealed this decision to the Supreme Court which was also dismissed.

In December 2014, a development application (DA2014/5404) was lodged with the City of Perth to permit third party advertising signs on 16 Telstra phone booths at nine locations in the Perth CBD. The application was given temporary approval for a period of six months by the Council at its meeting held on **17 March 2015**, subject to various conditions.

The signs were subsequently installed on 1 November, 2015, and upon impending expiry of the approval, an amendment to the development approval was approved under delegated authority (DA2016/5131) extending the approval period for a further three months until 1 August 2016. It is noted that one sign was removed due to CCTV sightline issues during the trial period.

DETAILS:

The application seeks approval for the permanent installation of new technology third party advertising signs within the City of Perth. The proposal includes installing a total of 12 new phone booths that incorporate digital advertising signage at a total of six locations. The six sites are located within the Hay, and Murray Street Malls (refer to Schedule 1). These booths will replace booths which were approved to have third party advertising displayed as part of the previous advertising trial.

Renders of the proposed booths have been provided by the applicant (refer to Schedule 3). The new booths, which will replace existing booths in the below locations, will be provided with the following components:

- New phone and booth infrastructure;

- USB charger;
- 32" (396mm x 703mm) Telstra information display on the front above the phone element; and
- 75" (1595mm x 897mm) LCD screen on the rear of the booth to display advertising.

The applicant has also advised that the new phones booths will only be installed if they can display third party advertising. While this proposal to upgrade a number of existing phone booths to digital signage in the Perth CBD is the first in Perth, this transition is occurring on a national and international basis with Adbooth involved in similar planning proposals which have been approved in Barcelona, Paris, and Kingston Upon Thames (United Kingdom). At a national level the expansion has been undertaken in Melbourne and Brisbane.

Each sign display will have dimensions of approximately 1,687mm x 970mm, and be included within a Rimex stainless steel frame with toughened glass. The signage panels do not extend visually beyond the extent of the proposed phone booth structures, and are completely integrated and flush with the design (refer to Schedule 3).

The signage is proposed to be digital animated (video) signage. Advertising content will be modified remotely and will change frequently.

The six locations (12 telephones) of the proposed Telstra public telephones and signage are listed below:

No.	Location Description	Existing	Proposed	Signs Proposed
1	Opposite 622-634 Hay Street Mall (David Jones).	1 phone booth, facing west, with sign behind outside 612 Hay Street Mall to be relocated.	Relocate 2 upgraded phone booths (1 west, 1 east), with sign behind each.	2
2	701 Hay St Mall (Outside Witchery Enex 100, opposite Carillon City) (South side of mall)	2 phone booths (1 east, 1 west), with sign behind each.	2 upgraded phone booths. Maintain existing orientation.	2
3	Outside 712-720 Hay Street Mall (Target). Northern side of mall	2 phone booths (1 west, 1 east), with sign behind each outside 729 Hay Street Mall to be relocated	Relocate 2 upgraded phone booths (1 west, 1 east), with sign behind each.	2

No.	Location Description	Existing	Proposed	Signs Proposed
4	246 Murray Street Mall, near William Street. (Outside Forever New, near Perth Underground) (North side of mall)	2 phone booths, facing east. 2 signs, facing west (oriented toward Perth Underground)	Reorient 2 upgraded phone booths (1 west, 1 east), with sign behind each.	2
5	680-692 Hay Street Mall (Within Murray Street Opposite Carillon City)	2 phone booths (both facing east) with sign behind each outside 183 Murray Street Mall to be relocated.	Relocate 2 upgraded phone booths (1 west, 1 east), with sign behind each.	2
6	177 Murray Street Mall. (Outside David Jones, eastern) (South side of mall)	2 phone booths (1 west, 1 east), with sign behind each. Westbound sign closer to footpath. Eastbound sign to mall.	2 upgraded phone booths. (1 west, 1 east), with sign behind each.	2

LEGISLATION / POLICY:

Legislation

Telecommunications Act 1997;
Planning and Development Act 2005;
City Planning Scheme No. 2

Policy

Policy No and Name: 4.6 – Signs

The draft revised policy was initiated for public consultation at the 28 June 2016 Council meeting and as such, is considered to be 'seriously entertained' and can be taken into consideration when determining the application.

COMPLIANCE WITH PLANNING SCHEME:

The Telstra public payphones are considered to be low impact facilities under the *Telecommunications (Low Impact Facilities) Determination 1997*, made under the *Telecommunications Act 1997*. In accordance with the determination, low impact infrastructure facilities and advertising relating to the facilities do not require planning approval however, the proposed third party advertising is not exempt under this legislation and does require approval under the City Planning Scheme No. 2 (CPS2).

The subject sites are located within the City Centre Use Area of the Citiplace Precinct (P5). The Citiplace Precinct will be enhanced as the retail focus of the State offering a wide range of general and specialised retail uses as well as a mix of other uses such as residential and visitor accommodation, entertainment, commercial, medical, service industry and minor office. The area centred on Hay and Murray Street malls will remain the retail and pedestrian core of the city.

The CPS2 Signs Policy (4.6) sets out the requirements for the erection and management of signs on or adjacent to buildings within the city, providing guidelines for their acceptable design and location. The signs are to be assessed in accordance with clause 9.9 of Policy 4.6 which considers the design excellence of the proposed sign and the degree to which it meets the policy's objectives.

Under the Signs Policy the following definitions are applicable:

“Animated or “New Technology” Signs means any sign or its contents that moves, and includes flashing or “chasing” lights, as well as video signs, and signs which are defined in the outdoor advertising industry as “trivisions”, “variable message”, “changing message” and “fibre optic” signs.

Third Party Advertising or General Advertising is a sign:

- *displaying the name, logo, or symbol of a company or other organisation that does not own or substantially occupy the site or building on which the advertisement is located; or*
- *for a product or service not provided on the site on which the advertisement is located; or*
- *for a product or service that does not form part of the signage displaying the name, logo or symbol; of a company or other organisation that owns or substantially occupy the site or building on which the advertisement is located; or*
- *for an activity or event not occurring on the site on which the advertisement is located.”*

Under the City's revised draft Signs Policy, which has recently been advertised for public comment, the proposed sign will fall within the following definitions:

“Third Party Advertising Content means sign content that advertises businesses, products, goods or services not located or available at the premises where the sign content is displayed.

Variable Content means static sign content that changes automatically by electronic or programmable methods on a specified time cycle. Where displaying variable content, a small sign is one that has a sign face with an area of 2m² or less and a large sign is one that has a sign face with an area of greater than 2m²”

Under the provisions of Policy 4.6, signs for general advertising purposes will be considered only where, having regard to the character of the area in which the sign is to be situated, Council is satisfied that the visual quality, amenity and safety of the area will be enhanced, or at the very least, not diminished. No sign may be erected

so as to obstruct a view of traffic from a street or other public place such that it may cause a hazard to pedestrians or vehicles and hinder or obstruct pedestrian movement in any street or thoroughfare.

Policy 4.6 states that signs which contribute to the creation of a lively, colourful and stimulating pedestrian and retailing environment are appropriate in the Citiplace Precinct. Additionally the policy states that:

- signage should reflect the character of the area and its function as the retail core of the city; and
- signs should be of high quality, visually interesting, and respond to the significant role of Hay and Murray Streets as major retail areas and public gathering spaces.

The proposal's compliance with the Signs Policy is detailed in the following comments section.

Variations to the Signs Policy can be granted by an absolute majority decision of the Council, in accordance with Clause 47 of the City Planning Scheme and provided the Council is satisfied that:

- "47(3)(c)(i) if approval were to be granted, the development would be consistent with:*
- (A) the orderly and proper planning of the locality;*
 - (B) the conservation of the amenities of the locality; and*
 - (C) the statement of intent set out in the relevant precinct plan; and*
- (ii) the non-compliance would not have any undue adverse effect on:*
- (A) the occupiers or users of the development;*
 - (B) the property in, or the inhabitants of, the locality; or*
 - (C) the likely future development of the locality."*

COMMENTS:

The applicant is aware of Council's and SAT's previous decisions in relation to third party advertising on phone booths in the city. This application seeks approval for general advertising on pay phones within a targeted area of the city, being the retail core, where advertising, including third party advertising, is more prevalent than in some other city precincts. Locations adjacent to heritage places or within prestigious business areas and residential precincts have been avoided.

As part of the trial period for third party advertising on phone booths in the subject locations the City received no complaints regarding the signage.

Signs Policy

Policy 4.6 requires that signs should reflect the character of the area and its function as the retail core of the city. The installation of the proposed signs would not have an

increase in the overall number of signs within the mall area however and the signs could add visual interest within the Mall areas and assist in promoting the area as a major retail precinct while taking advantage of the public gathering spaces within the Malls.

In accordance with the Policy, signs are required to be assessed against the general (relevant) criteria below:

- *Response to location*

Signs are required to be appropriate to their setting. In this regard, the signs will be positioned at pedestrian level and are of a pedestrian scale. The principal view of the signs will be by pedestrians walking on the street or in the Malls. The signs are moderately taller and wider than the existing booths however area still considered to be of an acceptable scale to pedestrians.

The location of the phone booths within the Malls will not obstruct pedestrian movement with the booths being located in line with the planter beds and seating which allows for free flowing pedestrian traffic to be maintained.

The applicant has reduced the number of booths from 16 booths to 12 booths displaying third party advertising approved during the trial period to 12 signs. It is considered the reduction of the number of the booths and relocation of the booths to allow sufficient space between the 'clusters' of signs will allow sufficient spacing between the booths and will not add to visual clutter of signs within the Malls.

- *Contribution to Local Character*

It is considered that the signs will be compatible with the character of the area being a pedestrian retail focus area where advertising is prevalent. The signs will provide interest within the public realm whilst not detracting from the amenity of the area. There could be opportunity for local retailers to advertise at these locations and it is considered that the signs are consistent with the quality of the general locality and will not result in any detrimental impacts to views or to local amenity.

- *Variety and Interest*

The Policy requires a sign to provide variety and interest while being appropriate to the building or site and to attract attention in a way that is well thought out and designed. In this regard, the signage will be integrated with the phone booths. The signs will be rotating to regularly vary the message, and will be frequently replaced with new advertising and are considered to add visual interest to the Malls.

- *Community Expectations*

No objections or public response was received as part of the trial installation of the third party advertising within the City. It was also considered that the signage did not add to visual clutter throughout the City noting that the phone booths can contain telecommunications advertising without requiring any planning approval. However

consideration should be given to the number of signs installed as to ensure the proliferation of signage within the Malls is appropriately managed.

The applicant has addressed this concern by proposing to reduce the number of signs within the Malls to three 'clusters' of two sign in each Mall. This will allow sufficient distance between the signs as to not add to visual noise within the Malls. It is also considered appropriate to impose a condition on any approval granted requiring the signs in each location to be oriented in opposite directions to ensure visibility of the booths is maintained and to avoid any visual clutter.

Given that the locations for the signs will be restricted and that advertising is regarded an integral part of any retail precinct or activity and has been installed on phone booths in other cities and locations it is considered that the signs will be consistent with public expectations.

It is recognised, however, that any sign content that might advertise suburban retail outlets or on-line shopping alternatives might not be in the City's interest and raise objections from local retailers. It is however considered that this can be appropriately addressed as part of the management of the content as part of any signage management plan.

- *Safety*

The proposed signage will not endanger the safety of the public by causing any obstruction to either pedestrians or drivers. The animation of the signs is considered to be acceptable within the Mall area however a condition should be imposed requiring the signs not to flash or pulsate.

- *Design, Construction and Maintenance*

The signs will be simple, clear and efficient with the content of the sign controlled by a signage management plan. All electrical components will be concealed and ongoing maintenance of the signs will be undertaken by Adbooth including weekly cleaning and a 24 hour service to register any complaints or maintenance issues. The applicant has advised that the signs will be constructed of 'bullet' proof glass to ensure the screens are not easily scratched or damaged.

- *'New Technology' Signs*

Animated or 'New Technology' signs are only permitted within the 'City Centre' Scheme Use Area of Precinct 5 (Citiplace) or Precinct 1 (Northbridge).

The subject site is located within the Citiplace Precinct 5.

- *An Animated or 'New Technology' Sign must be compatible with the character of the streetscape within which it is proposed. Such signs will generally not be permitted within a designated heritage area, or on or adjacent to a heritage place.*

All signs, including new technology signs, should be compatible with the style, scale and character of the surrounding streetscape. It is considered the proposed signs within the Malls area are acceptable with the character of area and will bring life and vitality to the Malls.

The location of the proposed signs are considered to provide sufficient distance between Heritage Listed properties located within the Malls to ensure there is no detrimental impact on the buildings. The applicant has modified the proposed location of the signs to ensure the signs are located within the most appropriate locations within the Mall to limit any impact on adjacent heritage listed buildings.

- *An Animated or 'New Technology' sign must be designed as an integral part of a building or structure, but will generally not be approved where it takes the form of a pylon sign.*

The sign is considered not to fit in to any definition under the City's current or revised draft signs policy. Given this, the signs are considered to be designed as an integral part of the structure to which they are attached by and as such consistent with the policy requirements.

- *The most appropriate locations for Animated or 'New Technology' signs include plazas and public spaces where their contents can be viewed by gathered or passing pedestrians, but should not be able to be viewed by passing motorists, for whom may be a distraction and therefore a safety hazard. An Animated or 'New Technology' sign may be construed and located to create a landmark in its immediate locality.*

The proposed signs will be located within the Malls area which will allow the sign to be viewed by gathered or passing pedestrians in accordance with the policy. Given the scale of the signs and the distance of the signs from any public street it is considered the signs will not cause a distraction to vehicular traffic.

- *The contents of an Animated or 'New Technology' sign may move but not flash or pulsate in a manner likely to cause a hazard or nuisance to motorists or the occupants of neighbouring properties.*

The applicant has proposed that all signage is proposed to be digital animated signage. This is considered acceptable within the Malls area however it is recommended a condition be imposed on any approval granted requiring the signs to not flash or pulsate.

Under the City's draft revised Signs Policy 4.6, the sign is defined as a small animated and variable content sign (less than 2m²). These signs will only be permitted in the form of a ground based sign when located in a public space. The proposed signs within the Hay and Murray Street Malls are considered to be consistent with the draft policy.

The draft revised policy also states that animated or variable content on a sign shall not be permitted adjacent to a place on the Heritage List or within a Heritage Area

except where the sign will not detract from the cultural heritage significance of the adjacent place. There are a number of heritage listed buildings within both the Hay and Murray Street Malls and adjacent to the applicant's proposed sign locations.

Granted the existing booths in the proposed locations already include signage and the proponent can install the new digital booths without the display of third party signage as of right it is considered that the best possible scenario should be pursued to ensure the signs do not have a detrimental impact on any surrounding properties. The City encouraged the applicant to modify the application to ensure the signs are located within the most appropriate locations within the Mall to ensure that any impact on adjacent heritage listed building are minimised with the proposed locations considered acceptable.

It is also recommended a condition be imposed requiring the luminance of the signs to be reduced in a way that would not compromise the future external 'up lighting' to any of the adjacent heritage buildings.

- *Third party advertising*

Third party advertising will only be permitted where the Council is satisfied that the visual quality, amenity and safety of the area will be enhanced, or at the very least, ensures that it is not diminished. In this regard, sensitively designed and placed advertising is a common characteristic of any modern international city pursuing a visually interesting and vibrant built environment. The applicant has advised that the content of the advertising will be in accordance with the standards applicable to outdoor advertising to ensure it is not offensive or otherwise inappropriate and all signs will be regularly maintained and replaced to ensure the visual quality and amenity of the Malls is maintained. It is considered the proposed third party signage meets the intent of the Policy however a signage management plan should be imposed as part of any approval granted detailing the management of the content of the signs and any complaints received.

Under the proposed revised policy third party advertising content will only be permitted facing or in a public space within the Entertainment Area, the Retail Core Area, a Town Centre Area or The Terraces Area where the sign is oriented for viewing within the space and not from adjacent streets. Additionally third party advertising will only be permitted where the signs are compatible with the desired character of the public space, will enhance the visual quality of the public space and will increase the use and vibrancy of the public space, particularly at night.

The proposed signage within the Malls is considered to be compatible with the character of the area and will not detract from the visual quality of the space.

The City's draft revised policy requires third party advertising content to be related to products, services or events available within the local government boundaries. It is not considered that this is feasible to be enforced however it is recommended a condition be imposed on any approval granted requiring any advertising not to directly or by implication unduly undermine the City of Perth as the primary destination for retail and commerce, and/or compare the City of Perth unfavourably to

the location the subject of the advertisement. Further details relating to compliance with this requirement will be covered in a Signage Management Plan which should be required to be submitted as a condition of any approval.

- *Citiplace Precinct*

It is considered the proposed signs meet the objectives of the Policy within the Citiplace Precinct by contributing signage at a pedestrian scale that will be engaging and stimulating to passers-by.

The draft Sign policy states that signs should contribute to a lively, colourful and stimulating pedestrian environment with the character of signage reflecting the intended predominance of retail uses in the areas. Excessive signage that detracts from this should be avoided. Given the reduction of the number of signs and relocation of the signs to allow sufficient distance between them it is considered the signs will not add to visual clutter or noise within the Malls.

Visibility of Phone booths

A concern of the previous temporary approval was that the phone booths will not be visible when viewed directly from the rear with a requirement for a Telstra logo to be incorporated. The new booths do not incorporate any identifier for Telstra to the rear of the signs however in all locations the positions of the booths is such that one sign will face west and one east allowing for visibility for pedestrians users walking in either direction in the Malls. It is considered that this is acceptable and will still sufficiently allow for pedestrians to identify the facility.

Conclusion

The proposed third party advertising signage is considered to be compatible with the surrounding developments and the character of the city's retail core and is unlikely to have an adverse impact on the amenity of the locality. It is therefore recommended that the application be approved subject to appropriate conditions.

Moved by Cr McEvoy, seconded by Cr Green

That Council, in accordance with the provisions of the City Planning Scheme No. 2 and the Metropolitan Region Scheme, APPROVES an application for thirteen new technology signs displaying third party advertising signs affixed to new Telstra pay phones within Hay and Murray Street Malls as detailed on the Metropolitan Region Scheme Form One dated 29 July 2016, and as shown on the plans received on 21 September 2016 subject to:

- 1. the signs being installed generally in accordance with the approved plans with final details regarding the location of each sign being submitted for approval by the City prior to installation of the signs;*
- 2. the content displayed by the signs must not directly or by implication unduly undermine the City of Perth as the primary destination for retail and commerce, and/or compare the City of Perth unfavourably to the location the subject of the advertisement, with any sign content the City considers to be in conflict with this being removed from display within 24 hours of being required by the City;*
- 3. a comprehensive advertising strategy for the signs detailing the control of content, in accordance with Condition 2 above and the Australian Association of National Advertisers Code of Ethics, management and maintenance of the signs, being submitted to the City for approval by the City of Perth prior to the signs being installed;*
- 4. the advertisements displayed on the signs are not to flash or pulsate;*
- 5. the signs are to be operated in accordance with the applicable requirements of the Australian Standard: Control of the Obtrusive Effects of Outdoor Lighting (AS 4282-1997);*
- 6. the signs must have a default setting that will display an entirely black screen when no content is being displayed or when a malfunction occurs;*
- 7. structural certification for the signs and the phone structures being submitted for approval by the City prior to the installation of the signs;*
- 8. a construction management plan for the development shall be submitted for approval by the City of Perth prior to installation, detailing how it is proposed to manage the following during construction of the development:*

(Cont'd)

- 8.1 delivery and storage of materials and equipment;**
- 8.2 the parking arrangements for the contractors and subcontractors;**
- 8.3 safe pedestrian movement within the Hay and Murray Street Malls; and**
- 8.4 other matters likely to impact on Hay and Murray Street Malls and surrounding properties;**

The motion was put and carried

The votes were recorded as follows:

For: The Lord Mayor, Crs Adamos, Chen, Davidson, Green, Harley, Limnios, McEvoy and Yong

Against: Nil

MARKETING, SPONSORSHIP AND INTERNATIONAL ENGAGEMENT COMMITTEE REPORTS

375/16 ARTS AND CULTURAL SPONSORSHIP 2016/17 – ASSOCIATE PARTNERSHIP – PERTH INSTITUTE OF CONTEMPORARY ARTS

BACKGROUND:

FILE REFERENCE:	P1032405-06
REPORTING UNIT:	Business Support & Sponsorship
RESPONSIBLE DIRECTOR:	Economic Development & Activation
DATE:	12 September 2016
MAP/SCHEDULE	Schedule 4 – PICA – Pip and Pop exhibition images

The Committee recommendation to the Council for this report was resolved by the Marketing, Sponsorship and International Engagement Committee at its meeting held on 27 September 2016.

The Committee recommendation to the Council is the same as that recommended by the Officers.

Perth Institute of Contemporary Arts (PICA) has applied for arts and cultural sponsorship of \$30,000 (exc. GST) to support the presentation of *When Happiness Ruled*, a solo exhibition by leading WA artist Tanya Schultz (Pip & Pop), as part of its annual visual arts program at PICA's Gallery from Saturday, 12 November 2016 to Saturday, 24 December 2016.

PICA is one of Australia's leading centres for the development and presentation of contemporary art. Located in the Perth Cultural Centre precinct, PICA provides a platform for Australian and international visual, performance and interdisciplinary art.

PICA is both a producing and presenting institution that runs a year round program of curated exhibitions, contemporary dance, theatre, performance and a range of interdisciplinary projects. PICA plays a leading role in the presentation of significant new work.

PICA is an Australian public company incorporated in 1989 as a registered charitable institution and deductible gift recipient. It is funded as a Lead Organisation by the State Government through the Department of Culture and the Arts and by the Australian Government through the Australia Council for the Arts.

PICA's key aim is to promote, support and present contemporary arts and to stimulate critical discussion around the arts and broader cultural issues. Providing a site for experimentation, critical analysis, discussion and debate is fundamental to its charter.

Past support

Year	Sponsorship Amount	Supported Program
2006/07	\$7,550	<i>Public and Education Program 2007</i>
2007/08	\$30,000	<i>Performance Program 2008</i>
2008/09	\$30,000	<i>Performance Program 2009</i>
2008/09	\$26,350	<i>Special Project – Burning Daylight</i>
2009/10	\$30,000	<i>Performance Program 2010</i>
2010/11	\$31,365 \$5,000	<i>Visual Arts Program (2 Exhibitions 2011)</i> <i>Hatched For Holidays – Youth Mentoring Program</i>
2011/12	\$35,000	<i>Visual Arts Program (2 Exhibitions 2012)</i>
2012/13	\$40,000	<i>Visual Arts Program (2 Exhibitions 2013)</i>
2013/14	-	<i>No application</i>

Year	Sponsorship Amount	Supported Program
2014/15	\$35,000	Visual Arts Program (2 Exhibitions 2014)
2015/16	\$30,000	Major Visual Arts Program (1 Exhibition 2015)
2016/17 Requested	\$30,000	Major Visual Arts Program (1 Exhibition 2016)
2016/17 Proposed	\$30,000	Major Visual Arts Program (1 Exhibition 2016)

An acquittal report for the 2015/16 supported project and the 2015 Annual Report has been received and are accessible within the Elected Member Portal (TRIM 161551/16).

This information has been reviewed and demonstrates a satisfactory acquittal of the City's previous funding, as demonstrated by the following summary:

- *Dead Ringer*, a major group exhibition featuring international artists including Steve McQueen (UK/The Netherlands), Glenn Ligon (USA), Leo Maguire (UK) and Mongi Mthombeni (ZA); interstate artists Angelica Mesiti (NSW), Mikala Dwyer (NSW), Keg de Souza (NSW), Megan Cope (QLD) and Tim Gregory (NSW); and WA artists Lena Nyadbi and Churchill Cann, Rachael Dease, Curtis Taylor, Kynan Tan and Ron Nyisztor;
- *Dead Ringer* provided a forum for WA artists within a high profile international show and as such was a strategic investment in the development of local arts and cultural activity in the city; and
- The exhibition attracted an audience of 17,607.

LEGISLATION / STRATEGIC PLAN / POLICY:

Integrated Planning and Reporting Framework Implications

Strategic Community Plan

Council Four Year Priorities: Healthy and Active in Perth
S15 Reflect and celebrate the diversity of Perth

Policy

Policy No and Name: 18.1 – Arts and Culture
18.8 – Provision of Sponsorship and Donations

Eligibility:

Policy 18.1 establishes the principles for the City of Perth supporting Arts and Culture and these principles are used to determine the level of consistency with the program or event proposed for sponsorship funding.

Policy 18.8 establishes the criteria for the City's assessment of sponsorship applications requiring the applicant to demonstrate alignment with the policy's objectives and selection criteria as follows:

Category of Sponsorship: Associate Partnership	
Applicant Eligibility Criteria	
<i>The applicant must:</i>	
Have formally identified arts and/ or culture as its primary purpose.	Criterion met
Be a formally constituted not-for-profit, benevolent or charitable organisation.	Criterion met
Be an Australian legally constituted entity.	Criterion met
<i>The applicant must not be:</i>	
A government authority, agency or department.	Criterion met
An individual.	Criterion met
An applicant that has previously submitted unsatisfactory or incomplete reports.	Criterion met
An applicant that has outstanding debts to the City of Perth.	Criterion met
An applicant that has already received support from the City of Perth for this project or any City of Perth sponsorship in the same financial year.	Criterion met
Project Eligibility Criteria	
<i>The project must:</i>	
Provide a public outcome within the City of Perth boundaries.	Criterion met
Occur with the specified timeframe.	Criterion met
<i>The project must not be:</i>	
For profit or commercial purposes.	Criterion met
For fundraising.	Criterion met
An award ceremony or industry specific presentation.	Criterion met
Training, workshops, research or professional development.	Criterion met

DETAILS:

Project Summary

When Happiness Ruled is a new solo exhibition by leading WA artist Tanya Shultz. Exhibiting under the moniker Pip & Pop, Schultz' work is visually appealing and attracts large and diverse audiences.

Pip & Pop explores representations of paradise, illusions and wish-fulfilment described in folktales, mythologies and cinema. Her immersive and colour-saturated dreamscapes draw inspiration from the edible fantasy of Cockaigne, platform video games and Japanese stories of spirits residing within objects and nature.

A short essay-film will be produced to coincide with *When Happiness Ruled* and will be screened continuously in the PICA screen space. This will consist of a collage of

the filmic references of Schultz's work including Japanese animation, folk tales and classic cinema subtitled with the exhibition catalogue essay.

The exhibition will feature Pip & Pop's first foray into kinetic (moving) sculpture. As such this will be an ambitious and large scale solo presentation by the artist, which provides a creative development opportunity for the Pip & Pop to extend her art practice.

A full colour printed catalogue will also be available to the public as an important future reference for the artist and national and international contemporary art landscape.

Pip & Pop has exhibited nationally and internationally for over a decade through exhibitions held in the Netherlands, Japan, South Korea, and Germany and across Australia. This exhibition represents the first Perth solo exhibition by the artist in over seven years.

To coincide with the exhibition PICA will present a suite of public and learning programs including:

- a free exhibition opening night event to celebrate the exhibition and the artist;
- an artist led tour of the exhibition where Tanya Schultz will be in conversation with Acting Curator Andrew Varano and will share insights into her work and the process behind its making; and
- a film marathon night which will feature a screening of films relevant to Pip & Pop's work.

Venues

PICA gallery space and screen space.

Times and dates

Event	Date
When Happiness Ruled exhibition	Friday 11 November 2016 to Thursday 24 December 2016
Artist talk	Saturday 12 November 2016
Public Programs, School Tours and DADAA Tour	To be advised
Film Marathon	To be advised

Ticket Prices

The exhibition, artist-led talks and tours are free to attend.

ASSESSMENT:

Arts and Cultural Sponsorship Guidelines and in accordance with Policy 18.8 and Policy 18.1.

The identified objective of an *Arts and Cultural Associate Partnership* is to support arts and cultural activities that:

- Invest in the development and presentation of local arts and cultural activity;
- Enhance the profile of the city of Perth as a pre-eminent cultural destination;
- Enhance the corporate profile of the City of Perth; and
- Contribute to the economy of the city.

PICA is one of Australia's leading centres for the development and presentation of contemporary art. Located in the Cultural Centre in Northbridge, PICA's year-round program of free exhibitions, performance and cross-disciplinary art attracts many thousands of people to the area with its recurrent program of cultural activity and as a centre for discussion and proliferation of new ideas.

The project must demonstrate shared objectives as an Associate Partner

Through this category of sponsorship the City of Perth supports recurring arts and cultural programs by established partners.

When Happiness Ruled is expected to hold great appeal to a young audience interested in aspects of Japanese, popular and screen-based cultures.

The exhibition will attract a large number of school and tertiary students, through PICA's Spark_Lab program aimed at developing new audiences for contemporary art and instilling innovation skills and capacities in young people and their teachers.

Through its Spark_Lab program PICA will offer guided tours, workshops, education notes and teachers' professional learning programs specifically related to the exhibition and the themes contained within it.

Over the last five years Spark_Lab reached more than 10,000 students from 150 Western Australian schools assisted by a team of over 100 contemporary artists and other innovators.

During each major exhibition PICA also works in conjunction with DADAA to present a tour for people with disabilities. The curatorial and exhibition team and the artist will work with DADAA to find different ways that people with disabilities can access the sensory qualities of the exhibition.

PICA anticipates approximately 20,000 visitors will attend the free exhibition, using the City's parking facilities and visiting, in increased numbers, nearby businesses and cultural facilities. REMPLAN, the City's Economic Modelling Tool estimates the direct

economic impact of the project to be \$1,940,000 whilst the total economic impact for this project is estimated at \$3,074,000.

A recent audience survey undertaken by PICA indicates that 63% of PICA visitors come into the city to visit PICA specifically; they state that whilst in the city they will spend money on shopping, eating, drinking and visiting other city galleries and attractions.

The local economy benefits from regular and ongoing cultural programming which ensures that the Cultural Centre, which is easily accessible from Northbridge and the city's retail precincts, provides an active, vibrant and interesting destination to visit.

The project must be of high artistic quality/ cultural relevance.

PICA is a leading centre for the development and presentation of contemporary art in Australia, PICA has a proven record in the presentation of high quality and innovative new work across a broad range of art forms.

Showcasing the work of local artist Pip & Pop, *When Happiness Ruled* is an ambitious project that will engage a large and diverse audience, whilst providing an opportunity for the artist to extend her art practice to kinetic sculpture.

A recent audience survey indicates that the majority of PICA's audiences are young, highly educated and come from culturally diverse backgrounds. 54% of attendees are aged 34 or under and 79% had a tertiary degree or higher. The survey indicates that visitors come to PICA to be inspired, and that they see PICA as a place to learn and broaden their understanding of contemporary arts. Pip & Pop's colour saturated dreamscapes appeal to a broad audience and support PICA's commitment to developing new audiences.

PICA will actively promote participation in, and engagement with *When Happiness Ruled* through its schools education program Spark_Lab. The Spark_Lab program for young people and their teachers promotes the values of cultural innovation and cultivating creativity and encouraged audience development of cultural activities.

The organisation must have an established relationship with the City of Perth and has demonstrated a high standard of service and program delivery.

As part of its application for sponsorship, PICA has submitted a copy of the 2015 Annual report, providing evidence that the organisation has generally met and exceeded most of its performance indicator benchmarks, performing well in the production and presentation of creative output. This includes development of new work, artist's residency projects and creative partnerships with interstate or international counterparts.

The organisation is committed to a high standard of presentation. Director Amy Barrett-Lennard and PICA professional staff have a high level of expertise and strong industry networks.

Applicant must demonstrate a financial contribution to the project derived from other sources.

PICA has provided a summarised project budget indicating a confirmed financial contribution from the Department of Culture and the Arts core funding, and a confirmed contribution from Australia Council core funding. PICA anticipates additional income will be derived from private donations, ticket and catalogue sales and services provided in-kind.

Acknowledgement

City of Perth funding of \$30,000 would secure the benefits outlined in Parts 2.1 to 2.10 of this report.

FINANCIAL IMPLICATIONS:

ACCOUNT NO:	93C4 8000 7901
BUDGET ITEM:	Recreation and Culture – Other Culture – Donations and Sponsorship
BUDGET PAGE NUMBER:	TBA
	BUDGET ITEM
BUDGETED AMOUNT:	\$1,280,000
AMOUNT SPENT TO DATE:	\$ 723,500
PROPOSED COST:	\$ 30,000
BALANCE:	\$ 526,500

All figures quoted in this report are exclusive of GST.

COMMENTS:

PICA's exhibitions are free for the public to attend and consistently provide value to the community who are able to engage with the arts in a unique gallery environment. This environment encourages innovation, experimentation and discussion.

The recommended investment represents a contribution of \$1.50 per person based on audience estimates whilst the direct economic impact for this project is estimated at \$1,940,000.

PICA's program is uniquely positioned within the Arts and Cultural Sponsorship Program to be a leader of new trends in contemporary art practice and is successful in meeting the objectives of this program.

Whilst PICA has historically applied for support of two annual program exhibitions, this application for *When Happiness Ruled* was considered to meet the program objectives to a high level, with a strong emphasis on local artist development, multi-disciplinary programming and audience development.

Moved by Cr Chen, seconded by Cr Yong

That Council:

- 1. approves Cash Sponsorship - Associate Partnership, of \$30,000 (excluding GST) to Perth Institute of Contemporary Arts (PICA) for sponsorship of the Pip & Pop: When Happiness Ruled exhibition to be held from Saturday, 12 November 2016 to Saturday, 24 December 2016.;*
- 2. notes that PICA will provide the following sponsorship benefits to the City of Perth:*
 - 2.1 acknowledgement as 'Exhibition Partner' of the supported exhibition;*
 - 2.2 inclusion of the City of Perth crest and acknowledgement as 'Exhibition Partner' on promotional material and publications relating to the supported exhibition;*
 - 2.3 acknowledgement of the City of Perth in all radio and print advertisements;*
 - 2.4 acknowledgement of the City of Perth as a supporting partner on the PICA website (updated annually);*
 - 2.5 display of City of Perth signage (supplied by the City of Perth) at PICA for the exhibition launch event;*
 - 2.6 verbal acknowledgement of the City of Perth's support in the official opening speech;*
 - 2.7 verbal acknowledgement of the City of Perth's support in all related public programs and events connected to the supported exhibition;*
 - 2.8 invitation for the Lord Mayor or representative to officially open the exhibition;*
 - 2.9 opportunity to provide content in e-newsletter;*
 - 2.10 provision of digital content (photo, video) for use at the City's discretion.*

(Cont'd)

- 3. notes that the City of Perth is to be provided with an acquittal report for the supported project within 3 months of completion of the supported projects and an audited annual financial report of Perth Institute of Contemporary Arts within 6 months of the conclusion of the relevant financial year.**

The motion was put and carried

The votes were recorded as follows:

For: The Lord Mayor, Crs Adamos, Chen, Davidson, Green, Harley, Limnios, McEvoy and Yong

Against: Nil

**376/16 ARTS AND CULTURAL SPONSORSHIP 2016/17 –
ASSOCIATE PARTNERSHIP – BLACK SWAN STATE
THEATRE COMPANY – 2017 SEASON**

BACKGROUND:

FILE REFERENCE:	P1032405-03
REPORTING UNIT:	Business Support & Sponsorship
RESPONSIBLE DIRECTOR:	Economic Development & Activation
DATE:	19 August 2016
MAP/SCHEDULE	N/A

The Committee recommendation to the Council for this report was resolved by the Marketing, Sponsorship and International Engagement Committee at its meeting held on 27 September 2016.

The Committee recommendation to the Council is the same as that recommended by the Officers.

The Black Swan State Theatre Company (BSSTC) has requested sponsorship of \$55,000 comprised of \$30,000 for presentation of their 2017 Performance Season with 'Production Partner' status on the presentation of *Midnite the Story of a Wild Colonial Boy* and \$25,000 for sponsorship of the 2017 Inaugural Open Day, through the City's Arts and Cultural Sponsorship Program.

BSSTC is a resident company in the State Theatre Centre of Western Australia. In 2016, BSSTC celebrated 25 years of presenting local theatre to city audiences.

As the State's flagship theatre company, BSSTC presents a broad ranging program including the new Australian works, international works and modern classic plays.

Since its inception in 1991, the Company has developed a reputation for innovation and the nurturing of new work, in particular, the telling of Western Australian stories.

BSSTC has identified their vision:

Vision – Our vision is for Black Swan to be Australia’s gateway to exceptional theatre: internationally recognised, earning critical acclaim, attracting capacity audiences, producing unique and meaningful theatre experiences in tune with our community.

Mission – Our mission is to produce theatre of exceptional quality that celebrates life, while entertaining and enriching the hearts and minds of Australians.

BSSTC has identified their goals:

- An internationally recognised company of scale and quality with regular national and international touring and creative partnerships;
- A national leader in the development and presentation of new work and innovation; and
- Central to a comprehensive and cohesive program that activates the State Theatre Centre as a ‘Cultural hub’.

Past support

The City of Perth has provided sponsorship to BSSTC since 2006.

Year	Sponsorship Amount	Supported Program
2006/07	\$6,000	One Performance Season in Emerging Artist Program-Woyzeck
2009/10	\$15,000	Annual Season Sponsor - 5 plays
2010/11	\$15,000	Annual Season Sponsor - 5 Plays
2011/12	\$30,000	Associate Partnership - Annual Season Recognition 6 Plays
2012/13	\$30,000	Associate Partnership - Annual Season Recognition 7 Plays
2013/14	\$30,000	Associate Partnership - Annual Season Recognition 8 Plays
2014/15	\$30,000	Associate Partnership - Annual Season Recognition 7 Plays
2015/16	\$50,000	<i>Associate Partnership- Annual Season Recognition 7 Plays and 'Production Partner' Status on National Theatre</i>

Year	Sponsorship Amount	Supported Program
		<i>of China Collaboration The Caucasian Chalk Circle</i>
2016/17 Requested	\$55,000	Associate Partnership- Annual Season Recognition 7 Plays <u>and</u> 'Production Partner' Status on Midnite the Story of a Wild Colonial Boy <u>and</u> Black Swan State Theatre Company Open Day proudly presented by City of Perth
2016/17 Proposed	\$30,000	Associate Partnership- Annual Season Recognition – 7 Plays <u>and</u> Black Swan State Theatre Company Open Day proudly presented by City of Perth

An acquittal report for the 2014/15 supported project and the 2015 audited financial statement have been received and are accessible within the Elected Member Portal (TRIM 60825/16).

The 2015/16 acquittal report is not expected until March 2017 as the 2016 Annual Season is still underway.

This information has been reviewed and demonstrates a satisfactory acquittal of the City's previous funding, as demonstrated by the following summary:

- In 2015, a total audience of over 46,406 attended BSSTC productions throughout the year; and
- The 2015 Annual Season included 3 World Premieres and 2 WA Premieres. BSSTC provides pathways for artists to work with BSSTC. *Extinction* (for which City of Perth was Production Partner) included many artists who have benefited from Black Swan's artist development programs. It marked the Heath Ledger Theatre directorial debut of Stuart Halusz.

LEGISLATION / STRATEGIC PLAN / POLICY:

**Integrated Planning
and Reporting
Framework
Implications**

Strategic Community Plan
Council Four Year Priorities: Healthy and Active in Perth
S15 Reflect and celebrate the diversity of Perth

Policy

Policy No and Name: 18.1 – Arts and Culture
18.8 – Provision of Sponsorship and Donations

Eligibility:

Policy 18.1 establishes the principles for the City of Perth supporting Arts and Culture and these principles are used to determine the level of consistency with the program or event proposed for sponsorship funding.

Policy 18.8 establishes the criteria for the City's assessment of sponsorship applications requiring the applicant to demonstrate alignment with the policy's objectives and selection criteria as follows:

Category of Sponsorship: Associate Partnership	
Applicant Eligibility Criteria	
<i>The applicant must:</i>	
Have formally identified arts and/ or culture as its primary purpose.	Criterion met
Be a formally constituted not-for-profit, benevolent or charitable organisation.	Criterion met
Project Eligibility Criteria	
Be an Australian legally constituted entity.	Criterion met
<i>The applicant must not be:</i>	
A government authority, agency or department.	Criterion met
An individual.	Criterion met
An applicant that has previously submitted unsatisfactory or incomplete reports.	Criterion met
An applicant that has outstanding debts to the City of Perth.	Criterion met
An applicant that has already received support from the City of Perth for this project or any City of Perth sponsorship in the same financial year.	Criterion met
Project Eligibility Criteria	
<i>The project must:</i>	
Provide a public outcome within the City of Perth boundaries.	Criterion met
Occur with the specified timeframe.	Criterion met
<i>The project must not be:</i>	
For profit or commercial purposes.	Criterion met
For fundraising.	Criterion met
An award ceremony or industry specific presentation.	Criterion met
Training, workshops, research or professional development.	Criterion met

DETAILS:

Project Summary

In 2017, BSSTC will present five productions in the State Theatre Centre's Heath Ledger Theatre and two in the Studio Underground. The season will offer a diverse combination of contemporary Australian, European and American classics, in addition to new Australian works from national emerging and established writers. The 2017 season will have wide appeal to a broad demographic, and continue to cater to an audience of diverse interests by producing highly acclaimed and award winning local, international and fringe theatre.

BSSTC has requested sponsorship of the 2017 Annual Season with "Production Partner" status on *Midnite the Story of a Wild Colonial Boy* by Randolph Stow, a family production expected to attract a total attendance of 6,000.

Additionally, BSSTC has requested sponsorship of the *Black Swan State Theatre Company Open Day*, an audience access initiative that will provide skills development and learning opportunities for drama students and emerging theatre artists.

As part of the free *Open Day* program, BSSTC will offer masterclasses, script reading, workshops, demonstrations and talks from panels of theatre experts.

At a cost of \$20 per person, visitors can attend a theatre performance and participate in a back stage tour of the State Theatre Centre.

BSSTC anticipates an approximate total audience of 3,500 will attend the *Open Day*.

Ticket Prices

BSSTC's single standard and concession tickets range from \$62.00 to \$77.50. The Company offers a range of discount options including season and family packages, group discounts and student rush tickets.

In 2015, BSSTC launched a \$20 ticket initiative subsidised by Rio Tinto aimed at providing audiences with greater accessibility to theatre.

The *Open Day* is free for the public to attend. Backstage tours and stage performances will be available at a ticket cost of \$20.

ASSESSMENT:

The application was measured against the objectives and assessment criteria outlined in the Arts and Cultural Sponsorship Guidelines and in accordance with Policy 18.8 and Policy 18.1.

The identified objectives of projects within the Associate Partnership Category of Arts and Cultural Sponsorship are to support arts and cultural activities that:

- Invest in the development and presentation of local arts and cultural activity;
- Enhance the profile of the city of Perth as pre-eminent cultural destination;
- Enhance the corporate profile of the City of Perth; and
- Contribute to the economy of the city.

The project must demonstrate shared objectives as an Associate Partner

Through this category of sponsorship, the City of Perth supports recurring arts and cultural programs by established partners. Since its inception in 1991, Black Swan State Theatre Company has earned both critical and popular acclaim for its world premiere productions and highly distinctive interpretations of international theatre classics.

Each year approximately 40,000 people attend BSSTC productions at the State Theatre Centre, and a similar audience number is anticipated in 2016. Year round programming in the city's major cultural venues helps to promote the City of Perth as a pre-eminent cultural destination and enhancing the corporate profile of the City.

BSSTC season performances encourage visitation into the Northbridge area in the evening midweek and on weekends. In addition to annual season programming, in 2017 BSSTC will deliver an *Open Day* event attracting audiences that may not usually attend live theatre performances. This event provides an audience development opportunity for the company whilst activating the State Theatre Centre of WA with free family activities.

BSSTC has a strong commitment to the development of young artists, providing employment opportunities to local artists, creative personnel, workers and business in associated industries. Its corporate partnerships have commissioned highly acclaimed works showcasing Western Australian stories, and its investment in the development of local arts and culture has been further enhanced by the facilitation of professional development programs for emerging Western Australian artists and writers.

BSSTC will invite other arts organisations to participate in the *Open Day*, providing further engagement opportunities for local businesses and arts organisations.

Visiting audiences are expected to stay a total of 1,300 overnight stays. The City's Economic Impact Modelling tool, REMPLAN, estimates the total economic impact of *BSSTC Annual Season and Open Day* is \$8,144,000 with a direct effect of \$5,139,000.

BSSTC patrons utilise the City's adjacent parking facilities at State Library and Roe Street, Northbridge. and are actively encouraged to visit nearby restaurants and bars, providing a significant economic contribution to the city. BSSTC estimates that approximately \$4,500,000 of the total project budget will be spent in Perth, approximately 80% of anticipated expenditure.

The project must demonstrate artistic excellence

The BSSTC benchmarks the artistic quality of its performances against other Australian state theatre companies. As the State's flagship theatre company, BSSTC is a professional theatre company that maintains a high standard of artistic product. High quality presentation is a core mission and value of the company.

BSSTC has provided a detailed 2015 Annual Report in support of its application for 2016/17 sponsorship. The Annual Report includes key performance indicators in relation to audience satisfaction and award nominations and/or wins, reporting that in most instances, BSSTC exceeded these forecast targets. Also included in the Annual Report are excerpts of independent published reviews of BSSTC plays which report positively on recent productions. These excerpts are comprised of reviews from publications such as ABC Online, The Australian, the West Australian, Theatre Australia and Arts Hub.

The annual season has been developed under the leadership of incoming Artistic Director Clare Watson who has been appointed as the new Artistic Director from 2017. Watson has worked with Melbourne Theatre Company, Malthouse Theatre, State Theatre Company of South Australia, Belvoir St Theatre and is currently Artistic Director of St Martins Youth Arts Centre.

The organisation must have an established relationship with the City of Perth and has demonstrated a high standard of service and program delivery

BSSTC has submitted an audited annual report for 2015 with its application and has delivered all acquittal and reporting documentation to a high standard.

BSSTC have maintained a consistently high standard of delivery of supported program and associated sponsorship benefits.

Applicants must provide evidence of a financial contribution to the project derived from other sources

BSSTC has provided a project budget for *Midnite the Story of a Wild Colonial Boy* and the *Open Day*.

The total *Midnite the Story of a Wild Colonial Boy* income (\$455,437) is derived from box office (\$184,000) program sales (\$2,530) Department of Culture and the Arts core funding allocation (\$238,907). The total value of the request for City of Perth sponsorship for this project is 6.5% of the total project budget.

The total *Open Day* income (\$49,395) is derived from Department of Culture and the Arts core funding allocation (\$15,145) and in-kind venue hire (\$9,250). The total value of the request for City of Perth sponsorship for this project is 50.6%.

Acknowledgement

City of Perth funding of \$30,000 would secure the benefits outlined in Parts 2.1 to 3.4 of this report.

FINANCIAL IMPLICATIONS:

ACCOUNT NO:	121-254-7901
BUDGET ITEM:	Recreation and Culture – Other Culture – Donations and Sponsorship
BUDGET PAGE NUMBER:	TBA
	BUDGET ITEM
BUDGETED AMOUNT:	\$1,440,000
AMOUNT SPENT TO DATE:	\$ 430,250
PROPOSED COST:	\$ 40,000
BALANCE:	\$ 969,750

All figures quoted in this report are exclusive of GST

COMMENTS:

The request of \$55,000 (exc. GST) is consistent with the level of sponsorship provided in 2015/16, however this was provided as a one-off investment to support The Caucasian Chalk Circle, an international collaboration with the National Theatre of China, in July and August 2016.

On analysis of the application, the amount of \$30,000 is recommended to support the presentation of the *Open Day*. This amount is in line with the current budget allocation and expected return on investment. The additional \$5,000 recommended above the requested amount will support BSSTC to present an event of increased production quality. This event is likely to generate increased positive media exposure for the City of Perth. The event is likely to attract new audiences to the State Theatre Centre of Western Australian and encourage new relationships with city arts activities.

The *Open Day* contributes to the vibrancy of the city by successfully balancing an accessible and engaging program of activities with high quality contemporary theatre performance.

The City's change from supporting the annual season through a production partner benefit to supporting large scale activations is consistent with the new sponsorship strategy for arts and culture partnerships in 2017 and beyond, with the City of Perth focused on artistic development, community engagement, attracting new audiences and sustainability.

Moved by Cr Chen, seconded by Cr Yong

That Council:

- 1. approves Cash Sponsorship - Associate Partnership, of \$30,000 (excluding GST) to Black Swan State Theatre Company for sponsorship of the Black Swan State Theatre Company Open Day;*
- 2. notes that Black Swan State Theatre Company will provide the following sponsorship benefits to the City of Perth:*
 - 2.1 Open Day Partner status for the duration of the 2017 Season;*
 - 2.2 inclusion of the City of Perth crest on promotions and advertising relating to the 2017 season including but not limited to season brochure, production programs, media kits, quarterly subscriber newsletter and annual report;*
 - 2.3 inclusion of the City of Perth crest on digital media including the partners page of 2017 website, on rotation on foyer screens at each show and on screen at the 2017 Season Launch;*
 - 2.4 inclusion of City of Perth crest in all Open Day promotional material including posters and postcards;*
 - 2.5 inclusion of City of Perth crest on digital media for the Open Day including web page, email campaigns and promotional video;*
 - 2.6 inclusion of City of Perth crest on partners banner on display in the Heath Ledger Theatre bar and projected onto the wall at Studio Underground bar during Black Swan State Theatre Company productions;*
 - 2.7 display of City of Perth signage (provided by City of Perth) in the foyer of State Theatre Centre for the Open Day;*
 - 2.8 verbal acknowledgement by Black Swan State Theatre Company's Executive Director during Open Day formal proceedings;*
 - 2.9 Open Day Presentation rights, to be cited as Black Swan State Theatre Company Open Day proudly presented by City of Perth;*

(Cont'd)

- 2.10 The Lord Mayor or representative will be invited to give an official speech during the Open Day formal proceedings;*
- 2.11 a City of Perth representative will be invited to participate in the proposed panel discussion “how the arts reflect the unique cultural identity of the City of Perth”;*
- 2.12 provision of video, copy, images and/or interviews for use at the City’s discretion;*
- 3. notes that Black Swan State Theatre Company will offer the following sponsorship leveraging opportunities to the City of Perth:**
 - 3.1 provision of video, copy, images and/or interviews for use at the City’s discretion;*
 - 3.2 feature City of Perth Art Collection works in Open Day installation;*
 - 3.3 opportunity for City of Perth’s History Centre to set-up temporary sound booth at the Open Day to record sound grabs for the ‘Oral Histories Interviews’ project;*
 - 3.4 provision of tickets for competition or visitor engagement purposes for the i-City Visitor Information Booth; and*
- 4. notes that the City of Perth is to be provided with an acquittal report for the supported project within 3 months of completion of the 2017 Season and an audited annual financial report of Black Swan State Theatre Company within 6 months of the conclusion of the relevant financial year.**

The motion was put and carried

The votes were recorded as follows:

For: The Lord Mayor, Crs Adamos, Chen, Davidson, Green, Harley, Limnios, McEvoy and Yong

Against: Nil

**377/16 ARTS AND CULTURAL SPONSORSHIP 2016/17 –
ASSOCIATE PARTNERSHIP – THE CONTEMPORARY
DANCE COMPANY OF WESTERN AUSTRALIA**

BACKGROUND:

FILE REFERENCE: P1032405
REPORTING UNIT: Business Support & Sponsorship
RESPONSIBLE DIRECTOR: Annaliese Battista, A/ Director Economic Development & Activation
DATE: 1 September 2016
MAP/SCHEDULE: N/A

The Committee recommendation to the Council for this report was resolved by the Marketing, Sponsorship and International Engagement Committee at its meeting held on 27 September 2016.

The Committee recommendation to the Council is the same as that recommended by the Officers.

The Contemporary Dance Company of Western Australia (trading as Co3) has requested sponsorship of \$47,640 to support the presentation of a comprehensive *Community Access Program* through the City's Arts and Cultural Sponsorship Program.

Co3 is a not-for-profit contemporary dance company established in 2015 as the peak body for contemporary dance in Perth. Co3 has taken over the key functions of two local dance companies Buzz Dance Theatre and Steps Youth Dance Company holding all intellectual property rights of the two companies. With office and studio space located in the King Street Arts Centre, Co3 is the state's flagship contemporary dance company, supporting and inspiring the development of dancers and dance culture in Western Australia.

Founding Artistic Director, Raewyn Hill, brings national and international experience to the creation and performance of world-class repertoire, and is renowned for her development of exemplary dancers, the programming of visceral and powerful contemporary dance works, and the creation of transformative community and education programs that connect with metropolitan, regional and remote communities.

Purpose

To inspire and enrich lives through engagement with dance by delivering excellent, contemporary performance and practice.

Vision

By 2020, Co3 will be a leading contemporary dance institution in the Australasian region, recognised locally, nationally and internationally, with a reputation for excellence, and renowned for developing its dancers, dance-makers, artists, students and management teams.

Artistic Vision

- That Co3 will be a courageous artistic house, producing world-class contemporary dance, created with national and international experts, and situated at the forefront of Australian Art; and
- Through focus on excellence, art-form innovation and risk-taking, unique development and strengthening of our dancers, engagement, connecting with and making an impact in our community, and building successful collaborations, Co3 will truly be a leading, artistically vibrant company of the 21st century.

Past Support

Year	Sponsorship Amount	Supported Program	
2015/16	\$10,000	McGowann, Webber, Hill Launch Season	
2016/17 Requested	\$47,640	City of Perth Community Access Program	
		Community Preview Program	\$10,000
		Co3's Fitness Fridays	\$2,500
		Co: Dance School Holiday Program Scholarships	\$10,000
		Open Rehearsals	\$2,500
		Youth Scholarship	\$2,640
		Developing Artists Program	\$20,000
2016/17 Proposed	\$30,250	City of Perth Community Access Program	
		Community Preview Program	\$5,000
		Co3's Fitness Fridays*	\$2,610
		Youth Scholarship	\$2,640
		Developing Artists Program	\$20,000

*Propose increased activity

An acquittal report for the 2015/16 supported project has been received and is accessible within the Elected Member Portal (TRIM 165793/16).

This information has been reviewed and demonstrates a satisfactory acquittal of the City's previous funding, as demonstrated by the following summary:

- The premiere season achieved a total attendance of 2,214 to five performances at the State Theatre Centre of Western Australia;
- The season achieved an average paid attendance at 60% capacity and a total attendance at 85% capacity; and
- The season attracted positive media review including the following:
"Exhilarating to watch...explosive impact" Rita Clarke, The Australian; and
"Hill's debut program for Co3 showcases the versatility of her dancers and also her own artistic diversity....Our State Flagship Company is in capable hands. 4½ stars" Nina Levy, The West Australian.

LEGISLATION / STRATEGIC PLAN / POLICY:**Integrated Planning
and Reporting
Framework
Implications****Strategic Community Plan**

Council Four Year Priorities: Healthy and Active in Perth
S15 Reflect and celebrate the diversity of Perth

Policy

Policy No and Name: 18.1 – Arts and Culture
18.8 – Provision of Sponsorship and Donations

Eligibility:

Policy 18.1 establishes the principles for the City of Perth supporting Arts and Culture and these principles are used to determine the level of consistency with the program or event proposed for sponsorship funding.

Policy 18.8 establishes the criteria for the City's assessment of sponsorship applications requiring the applicant to demonstrate alignment with the policy's objectives and selection criteria as follows:

Category of Sponsorship: Associate Partnership	
Applicant Eligibility Criteria	
<i>The applicant must:</i>	
Have formally identified arts and/ or culture as its primary purpose.	Criterion met
Be a formally constituted not-for-profit, benevolent or charitable organisation.	Criterion met
Be an Australian legally constituted entity.	Criterion met
<i>The applicant must not be:</i>	
A government authority, agency or department.	Criterion met
An individual.	Criterion met
An applicant that has previously submitted unsatisfactory or	Criterion met

Category of Sponsorship: Associate Partnership	
Applicant Eligibility Criteria	
incomplete reports.	
An applicant that has outstanding debts to the City of Perth.	Criterion met
An applicant that has already received support from the City of Perth for this project or any City of Perth sponsorship in the same financial year.	Criterion met
Project Eligibility Criteria	
<i>The project must:</i>	
Provide a public outcome within the City of Perth boundaries.	Criterion met
Occur with the specified timeframe.	Criterion met
<i>The project must not be:</i>	
For profit or commercial purposes.	Criterion met
For fundraising.	Criterion met
An award ceremony or industry specific presentation.	Criterion met
Training, workshops, research or professional development.	Criterion met

DETAILS:**Project Summary*****Project A: City of Perth Community Preview Program***

Through this program Co3 will invite 1,200 members of the community to attend one of four Co3 productions throughout the 2016/17 season at no charge.

The Community Preview Program is offered to community groups and charitable organisations within the City of Perth, seniors and equity card holders and will encourage the broader community to experience new forms of dance, whilst providing an audience development opportunity to Co3.

The program will be administered by Co3.

Key Dates

Dates	Season
15-17 September 2016	Cry
7-10 December 2016	Our City. Our Stories
27 March – 1 April 2017	Frank Einstein

Location

State Theatre Centre of Western Australia.

Ticket Prices

1,200 tickets in total will be offered to community groups and eligible individuals at no charge. Tickets prices are usually charged as follows:

Full Price - \$77.48
Concession - \$30.00

Budget

The total project budget for this activity is \$300,000. Co3 has requested \$10,000 to support this project.

Comments:

It is recommended to support the provision of 600 community tickets through the *Community Preview Program*, rather than the 1,200 community tickets proposed. This approach provides a low-risk opportunity to pilot the program whilst assessing the feasibility of continued support. The recommended level of support for this project is \$5,000.

Project B: Co3's Fitness Fridays

Coinciding with the 2017 City of Perth Winter Arts Festival, *Co3's Fitness Fridays* will deliver 10 free fitness classes to the general public at King Street Arts Centre.

Co3's Fitness Fridays aims to encourage participation in physical activity and promote mindfulness of health and fitness to the broader community and will be delivered by Co3's core dancers.

Key Dates

Dates	Program
Friday 2 June 2017 – Friday 1 September 2017	Co3's Fitness Fridays

Location

King Street Arts Centre.

Ticket Prices

This initiative is free for the general public to attend.

Participants

Co3 anticipates a total of 500 people will participate in Co3 Fitness Fridays over 10 weekly sessions.

Budget

The total project budget for this activity is \$12,000. Co3 has requested \$2,500 to support this project.

Comments:

It is recommended that this activity be supported on the basis that the program runs for the entire 12 weeks of Winter Arts Festival.

Project C: City of Perth Co: Dance School Holiday Scholarships

Act-Belong-Commit Co:Dance is one of Co3's key youth engagement initiatives and includes weeklong creative intensive sessions during school holidays for young people aged 7–17. The program aims at fostering creativity, stimulating imagination, building confidence and developing the performance skills of young dancers.

Delivered by members of the Co3 professional ensemble, each day involves contemporary dance class followed by a range of activities that help young dancers create their own ideas and movements, as well as learn some short sequences of choreography.

This program is aimed at building community relationships with schools and community centres. One week every school term, Co3 will deliver in-school workshops at primary schools across the Perth metropolitan area, offering 20 scholarship places for students to attend the workshops.

Key Dates

Dates	Program
January 2017	Co:Dance Workshops
April 2017	Co:Dance Workshops
July 2017	Co:Dance Workshops
September/October 2017	Co:Dance Workshops

Location

King Street Arts Centre

Ticket Prices

City of Perth sponsorship of this initiative will enable Co3 to offer 40 scholarship enrolments over a minimum of eight workshops.

City of Perth support will also enable Co3 to offer all other enrolments at a subsidised price of \$125.

Participants

40 scholarships and 120 paying participants

Budget

The total project budget for this activity is \$42,000. Co3 has requested \$10,000 to support this project.

Acknowledgement

Healthway, as major sponsor of the Co:Dance program, hold naming rights to Co:Dance, cited as *Act-Belong-Commit Co:Dance*. As a result, City of Perth are offered naming rights on scholarship places only, to be cited as City of Perth Scholarship to Co3's *Act-Belong-Commit Co:Dance*.

Comments:

This project is not recommended for support. Co3 have confirmed Healthway have been granted naming rights for this program, as such, the City is unlikely to attract significant positive recognition as a core contributor to the project.

Project D: City of Perth Open Rehearsals

For each rehearsal period in the lead up to a performance season, Co3 will open the King Street Arts Centre to the general public to watch an expert dance maker working with the elite company dancers in an open rehearsal. This is a unique and intimate opportunity for the public to view firsthand the raw process involved in developing a dance piece, experience the company behind the scenes, meet the Artistic Director or the choreographer and watch the dancers in an intimate environment.

Location

King Street Arts Centre.

Ticket Prices

This project is free for the general public to attend.

Audience

Through this program, Co3 aims to deliver a minimum of five *Open Rehearsals* throughout the sponsorship period with a total attendance of 200.

Budget

The total project budget for this activity is \$17,000. Co3 has requested \$2,500 to support this project.

Comments:

This project is not recommended for support. This project was considered to provide minimal benefit to the long term development of the organisation in comparison to the four other projects that have been recommended for support.

Project E: City of Perth Co:Youth Scholarship

The Act-Belong-Commit Co:Youth Ensemble includes weekly Sunday Company Labs (training), taught by some of Western Australia's leading teaching artists and national and international guests. Under the guidance of an expert leadership team, and delivered by Co3 professional dance artists, Co3 also provides an opportunity for participants to create and perform their own choreography, learn existing Co3 repertoire, and develop site-specific works.

In addition, the Elite Training Squad is selected by Co3's Artistic Director and Community and Engagement Director through auditions for young dancers in Year 10 or above. The Elite Training Squad program is focused on nurturing the individual dancer, providing strength and conditioning training, technical refinement and artistry development, leading towards tertiary transition readiness through strategic partnerships with the Western Australian Academy of Performing Arts (WAAPA) and LINK Dance Company.

Co3 contributes to the Western Australian dance ecology through a range of artistic programs, secondments, traineeships, and skills development initiatives. Within the local community Co3 continues to build pathways for the company dancers and youth ensemble and for Co3 to engage with and provide employment opportunities across all levels of the WA dance community.

The *Co:Youth Scholarship* is an initiative aimed to award exemplary young dancers involved in the Co:Youth program. It allows Co3 to provide support towards their progression in training as a professional dance artist. City of Perth support will enable Co3 to award two young dancers with a scholarship place to the program.

Key Dates

Dates	Program
October 2016	Auditions for 2017 Co: Youth Ensemble
7 – 10 December 2016	Our City. Our Stories. Dolphin Theatre
Wednesdays and Sundays 2017	Training

Location

King Street Arts Centre & Dolphin Theatre University of Western Australia.

Ticket Prices

Sponsorship will support two Youth Ensemble scholarships, normal membership price \$1,320 per annum.

Participants

A total of 70 Youth Ensemble participants are appointed.

Budget

The total project budget for this activity is \$90,000. Co3 has requested \$2,640 to support this project.

Comments:

This project is recommended for support as it positions the City as a direct contributor to the development of young artists in Perth, which contributes to a vibrant cultural sector and creative economy. At the culmination of the audition for the 2017 Co:Youth, two young people will be selected as the inaugural recipients of the *City of Perth Scholarship* to Act-Belong-Commit Co:Youth Ensemble. Co3 will provide an opportunity for a City of Perth representative to publicly present the scholarships at a community event.

Project F: City of Perth Developing Artists Program

Co3 artists are among some of Australia's most talented emerging dancers and Co3 is committed to the development of its dancers as they are embedded within all elements of the company, including performances, education programs and community engagement projects.

Each dancer receives mentoring and support from Artistic Director, Raewyn Hill, and Community Engagement Director, Richard Longbottom, toward developing and expanding their artistic practice.

Co3 artists make a personal commitment to Co3 to remain in Perth and invest in the developing cultural landscape through their contribution to the dance sector.

Co3 artists make an invaluable and immeasurable contribution to the daily life of the company and by 2017, Co3 aims to double the number of weeks that the dancer is employed. This will provide greater opportunities for Co3 dancers to contribute to the development of the Company as well as accelerate their artistic journey. Co3's major goal over 2017-2020 is to provide nine dancer contracts per annum including two Developing Artists.

Location

King Street Arts Centre.

Budget

The total project budget for this activity is \$40,000. Co3 has requested \$20,000 to support this project.

Comments:

This project is recommended for support. Co3 is currently able to employ six dancers for an average of 10-15 weeks per year. City of Perth sponsorship of the *Developing Artists Program* will directly support the artist wages for two Developing Artists by extending Co3 contract periods.

Longer-term, support of this initiative assists Co3 in achieving artistic goals and working towards a full-time dance ensemble by 2021. This project supports the economic and professional development of the sector and positions the city as a hub for professional arts activity.

ASSESSMENT:

The application was measured against the objectives and assessment criteria outlined in the Arts and Cultural Sponsorship Guidelines and in accordance with Policy 18.8 and Policy 18.1.

The identified objectives of projects within the Associate Partnership Category of Arts and Cultural Sponsorship are to support arts and cultural activities that:

- Invest in the development and presentation of local arts and cultural activity;
- Enhance the profile of the city of Perth as pre-eminent cultural destination;
- Enhance the corporate profile of the City of Perth; and
- Contribute to the economy of the city.

The project must demonstrate shared objectives as an Associate Partner

Through this category of sponsorship, the City supports projects which invest in the development and presentation of local arts and cultural activity. Since its inception in 2015, Co3 has earned critical acclaim for its premiere season *re:Loaded* supported by the City of Perth through the Arts and Cultural Sponsorship Program in 2015/16.

The *City of Perth Community Access Program* provides the community with ongoing opportunities to engage with the State's flagship contemporary dance company. The program provides audiences with unprecedented access to the creative process of contemporary dance. The *Open Rehearsals Program* is designed to develop a new generation of dance lovers in Perth. *Co3 Fitness Fridays*, *Community Preview Program* and the *Open Rehearsals Program* will attract increased visitation to King Street Arts Centre and surrounds.

Co3 implements a company-wide commitment and long-term approach to build and develop audiences. Key principles of Co3's Audience Development Strategy include understanding existing audiences' needs whilst attracting new audiences and establishing ongoing relationships with target audiences.

As a result of Co3's comprehensive engagement programs, acclaimed performance seasons and location at King Street Art Centre, the company enhances the profile of the City of Perth as a cultural destination.

The project must demonstrate artistic excellence

As the State's flagship professional contemporary dance company Co3 is currently involved in various collaborations with high profile organisations, cultural institutions and venues also renowned for artistic excellence. These collaborations work towards successfully producing outcomes that directly influences the growth of the cultural profile of the City of Perth as well as developing new audiences for Co3 and contemporary dance. These collaborations include Art Gallery of Western Australia, Sydney Dance Company, LINK, WAAPA, STRUT and Ausdance WA.

Currently, Co3 is in discussion with Sydney Dance Company (SDC) who will support Co3 in a number of initiatives across 2016/2017, including selecting repertoire from their season of New Breed; technical equipment loans; and workshops and master classes for Co3's Youth Programs.

Co3 is invested in the on-going development of the next generation of Australia's dance makers. Co3 dancer development is supported through an elite performance culture and sector-leading physical training programs to ensure artists are the fittest and of the highest standard in Australia.

The organisation must have an established relationship with the City of Perth and has demonstrated a high standard of service and program delivery

Co3 was previously sponsored by the City of Perth to present the premiere season *re:Loaded*. The season received critical acclaim and the applicant demonstrated a high standard of program delivery.

Applicants must provide evidence of a financial contribution to the project derived from other sources

Co3 has provided a total budget of \$501,000 for the *City of Perth Community Access Program* comprised of six projects:

Project A: City of Perth Community Preview Program;

Project B: City of Perth Fitness Fridays with Co3;

Project C: City of Perth Co:Dance School Holiday Scholarships and Subsidy Program;

Project D: City of Perth Open Rehearsals Access Program;

Project E: City of Perth Co:Youth Scholarship; and

Project F: City of Perth Developing Artists Program.

The budget includes box office income (\$55,000) Membership (\$84,000) Department of Culture and the Arts (\$100,000) Healthway (\$50,000) Australia Council (\$28,000)

Corporate Sponsorship (\$34,000) Donations (\$50,000) and a self-contribution of \$50,000.

The request of \$50,000 represents approximately 10% of total program costs.

Acknowledgement

City of Perth funding of \$30,250 would secure the benefits outlined in Parts 2.1 to 2.8 of this report.

FINANCIAL IMPLICATIONS:

ACCOUNT NO:	93C4 8000 7901
BUDGET ITEM:	Recreation and Culture – Other Culture – Donations and Sponsorship
BUDGET PAGE NUMBER:	TBA
	BUDGET ITEM
BUDGETED AMOUNT:	\$1,280,000
AMOUNT SPENT TO DATE:	\$ 693,250
PROPOSED COST:	\$ 30,250
BALANCE:	\$ 556,500

All figures quoted in this report are exclusive of GST

COMMENTS:

The request of \$47,640 (exc. GST) is considered consistent with the return on investment anticipated for the described program. However, upon analysis of the application, the amount of \$30,250 is recommended to support the presentation of the following projects within the *City of Perth Community Access Program*:

Project A: City of Perth Community Preview Program;

Project B: City of Perth Fitness Fridays with Co3;

Project E: City of Perth Co:Youth Scholarship; and

Project F: City of Perth Developing Artists Program.

Co3 prioritises programs for young people that support their development as creative, innovative and entrepreneurial individuals. The community and education programs that Co3 provide are progressive and responsive to community needs, giving a broad range of public direct access to, experience in, and appreciation for contemporary dance.

REMPPLAN, the City's Economic Modelling Tool estimates the direct economic impact of the recommended projects to be \$410,000. This estimate reflects only the economic impact based on the City's contribution to the projects and not the entire program. REMPLAN estimates that the direct economic impact of the Co3 2015 Annual Season was \$1,028,000. It is expected that the direct economic impact of the 2016 Annual Program will exceed \$1,500,000.

Arts, Culture & Heritage Unit has identified Co3 as a key future partner due to its commitment to the development of young artists and the art form, and encouraging professional arts practitioners to remain in Perth. This recommendation represents a strategic investment to support the development of Co3 to meet these shared objectives.

Moved by Cr Chen, seconded by Cr Yong

That Council:

- 1. approves Cash Sponsorship - Associate Partnership, of \$30,250 (excluding GST) to The Contemporary Dance Company of WA Limited (trading as CO3) for sponsorship of the City of Perth Community Access Program;***
- 2. notes that CO3 will provide the following sponsorship benefits to the City:***
 - 2.1 naming rights to the supported projects to be cited as “City of Perth Community Preview”, “City of Perth Fitness Fridays with CO3”, “City of Perth Developing Artists Program”;***
 - 2.2 joint naming rights to Youth Scholarship Program to be cited as “City of Perth Scholarship to the Act-Belong-Commit Co: Youth Ensemble”;***
 - 2.3 inclusion of City of Perth signage at sponsored events;***
 - 2.4 inclusion of City of Perth crest on all promotional materials including print advertising and Television Commercial;***
 - 2.5 verbal acknowledgement of City of Perth support in radio advertising and in speeches at all official functions;***
 - 2.6 inclusion of City of Perth crest on partners banner on display in the Heath Ledger Theatre bar and projected onto the wall at Studio Underground bar during Black Swan State Theatre Company productions;***
 - 2.7 opportunity for the Lord Mayor or representative to publicly present the City of Perth Youth Scholarships;***
 - 2.8 Provision of video, copy, images and/or interviews for use at the City’s discretion;***

(Cont’d)

- 3. notes that the City of Perth is to be provided with an acquittal report for the supported project within 3 months of completion of the supported projects and an audited annual financial report of The Contemporary Dance Company of Western Australia within 6 months of the conclusion of the relevant financial year.**

The motion was put and carried

The votes were recorded as follows:

For: The Lord Mayor, Crs Adamos, Chen, Davidson, Green, Harley, Limnios, McEvoy and Yong

Against: Nil

**378/16 THREE YEAR PARTNERSHIP – VOLUNTEERING WA INC. -
HOMELESS CONNECT PERTH**

BACKGROUND:

FILE REFERENCE:	P1023236
REPORTING UNIT:	Community Services
RESPONSIBLE DIRECTORATE:	Community and Commercial Services
DATE:	12 September 2016
MAP/SCHEDULE	N/A

The Committee recommendation to the Council for this report was resolved by the Marketing, Sponsorship and International Engagement Committee at its meeting held on 27 September 2016.

The Committee recommendation to the Council is the same as that recommended by the Officers.

As an initiative of the Council of Capital City Lord Mayors, at its meeting held on 29 January 2008, Council supported the concept of the Homeless Connect Perth event to be implemented as part of a national program in partnership with business and the community. The successful inaugural Homeless Connect Perth event was held on 26 November 2008 at the Citiplace Community Centre.

Eight successful Homeless Connect Perth events have since been held by the City in partnership with Volunteering WA. The event has become an annual event with the 2015 event held at Russell Square, the Hellenic Community Centre, and the RUAH Homeless Day Centre in Northbridge.

At its meeting held on **5 August 2015**, Council approved sponsorship to Volunteering WA Inc. for the implementation partnership of the eighth annual Homeless Connect Perth.

LEGISLATION / STRATEGIC PLAN / POLICY:**Integrated Planning
and Reporting
Framework
Implications****Strategic Community Plan**

Council Four Year Priorities: Living in Perth
S9 Promote and facilitate CBD living

Policy

Policy No and Name: CP18.8 – Provision of sponsorship and donations

DETAILS:

Homeless Connect Perth is based on a “one-stop-shop” model of service provision to homeless people. It was developed in San Francisco in 2004 and is now being held around the world.

The aims of Homeless Connect Perth are to:

- Provide immediate services and support to meet the wide range of needs of homeless people and people at risk of homelessness;
- Empower homeless people and people at risk of homelessness and provide awareness of longer term opportunities and pathways to meet individual needs;
- Increase community and business understanding and support through involvement in Homeless Connect Perth;
- Enable better connection of services to meet the holistic needs of homeless people and people at risk of being homeless, on the day and beyond; and
- Create a day of celebration, hope, fun and social connections.

The Homeless Connect Perth 2016 is a free event to be held on Wednesday, 9 November 2016 at Russell Square, the Hellenic Community Centre and RUAH Centre in Northbridge.

Homeless Connect Perth brings together government, businesses, community groups and volunteers to provide more than 100 free essential services to people experiencing homelessness or at risk of homelessness for a day. The goal of the day is to facilitate access to a range of services that ultimately assist people who are disadvantaged to find new pathways and connections out of homelessness. The range of services available on the day includes:

- Accommodation assistance;
- Support and counselling;
- Legal advice;
- Employment options;

- Free health check-ups (GPs, dentists, podiatrists and optometrists including free prescription glasses);
- Massage and natural therapy treatments;
- Food and beverages;
- Personal hygiene assistance (haircuts, showers and clothing);
- Identification documentation;
- Budget / financial counselling;
- Employment/training services;
- Health services;
- Aboriginal services; and
- Youth services.

2015 Acquittal

The Homeless Connect Perth 2015 event was held on Wednesday, 11 November 2015. The “one-stop-shop” of service providers was set-up in Russell Square, the Hellenic Community Centre and the RUAH Community Centre Northbridge. It was estimated:

- More than 1500 persons, who are homeless, without secure accommodation or at risk of being homeless, attended;
- 450 volunteers were recruited and assisted with the delivery of Homeless Connect Perth 2015. This included 200 general and specialist volunteers to work on the delivery of Homeless Connect Perth, with another 250 volunteers working in the donations warehouse and for the pre-event set-up and post-event clean up. Nine corporate teams were involved. A total of 5,597 hours of volunteering time, equating to \$182,070;
- 106 service providers (an increase from 84 in 2014) from all levels of government and not for profit agencies provided more than 3,000 instances of assistance and support. Examples of support services included hot meals and refreshments, hairdressing (200 haircuts), showers, podiatry (\$9,000 worth), dental treatments, medical treatment, prescription glasses (70 examinations and glasses dispensed), Centrelink assistance, Medicare assistance, Australian Taxation assistance, Australian Electoral Commission assistance and assistance from the Registry of Births, Deaths and Marriages;
- More than 1,500 main meals were serviced for lunch in addition to 1,800 cups of coffee, 1,200 freshly squeezed cups of orange juice and 1,000 bacon and egg breakfast rolls; and
- Six truckloads of donated items were distributed. Donated items included swags, sleeping bags, blankets, toiletry/hygiene packs, shoes, clothing, underwear, children’s toys, books, household items and non-perishable food.

Funding Request

The total cost of the 2016 Homeless Connect Perth event is \$396,600. Volunteering WA Inc. is seeking cash sponsorship of \$85,000 as a contribution towards the delivery of the event.

Included in the \$85,000 request is \$10,000 for the cost to rent warehouse space in Welshpool which will serve as a collection and sorting space for donated items for Homeless Connect Perth 2016. Until 2015 the City of Perth provided the use of the Gasworks Building at no cost. Following a storm, the Gasworks Building sustained damage to the area used by Volunteering WA and the building is no longer accessible. In 2015, a contribution of \$6,000 was provided to Volunteering WA to assist with the cost of leasing another space. It is proposed that there be no increase to this amount and Volunteering WA utilise some of the surplus funds carried over from previous Homeless Connect Perth events to cover any shortfall.

Other internal costs related to the event are as follows:

Advertising for Road Closure	\$ 800
Event bins	\$ 525
Event Parking Bays	\$2,514
Total	\$3,839

It should be noted that approximately \$4,800 in City of Perth costs relating to reserve hire and road closures are paid directly by Volunteering WA back to the City.

Most services participating in Homeless Connect Perth donate their time and resources to the day. Financial assistance of \$80,000 (\$60,000 confirmed) has been provided to assist with the delivery of Homeless Connect Perth and a further \$221,600 of in-kind services and support will be provide by a number of organisations.

Other cash contributions include:

PCWA / Santos	\$35,000	Confirmed
Department for Child Protection and Family Support	\$ 5,000	Unconfirmed
Rotary Club of Ballajura	\$ 5,000	Unconfirmed
Department of Aboriginal Affairs	\$ 5,000	Unconfirmed
Australia Post	\$ 5,000	Unconfirmed
Other	\$25,000	Confirmed

It is calculated that for every City of Perth dollar invested in Homeless Connect Perth a threefold return on investment is generated from the community and business in terms of volunteered time and donated services.

Past contributions

The City of Perth has supported the event with funding since 2008. The following table shows the City's previous support for the event:

Year	City of Perth implementation contribution to Volunteering WA (\$)	Other costs met by the City of Perth (including, waste and parking management, road closure, advertising and traffic management) (\$)	Total
2008	60,000	8,594	68,594
2009	60,000	31,622	91,622
2010	65,000	5,324	70,324
2011	65,000	3,126	68,126
2012	68,000	4,621	69,621
2013	69,700	8,563*	78,263
2014	77,000 **	5,748	82,748
2015	79,350***	4,500	83,750
2016 (Proposed)	81,000	Advertising of road closure, event bins and event parking as quoted by City - \$3,539	84,539
2017 (Proposed)	81,000 +CPI	Advertising of road closure, event bins and event parking as quoted by City - up to \$5,500	81,000 + CPI (plus up to \$5,500 in-kind)
2018 (Proposed)	2018 cash amount +CPI	Advertising of road closure, event bins and event parking as quoted by City - up to \$5,500	2018 cash amount +CPI (plus up to \$5,500 in-kind)

* A one off repair cost of \$3,560 incurred for electrical cable spiking in Russell Square.

** A one off contribution of \$5,000 for the Homeless Connect Perth Review and Feasibility Study.

*** Includes \$1,350 for the traffic management costs relating to the event road closure and an additional \$6,000 for warehouse costs.

3 Year Partnership Agreement

It is recommended the City of Perth enter into a three year partnership with Volunteering WA Inc.

For the past eight years, Volunteering WA Inc. have had an annual partnership agreement with the City of Perth and have consistently delivered a very successful day that has a positive impact on individuals by providing them with immediate connections to multiple support and service providers that assist homeless people and people at risk of homelessness.

The benefits of the City of Perth entering a three year agreement with Volunteering WA Inc. include:

- Allow for longer term planning and development of strategies for the future delivery of Homeless Connect Perth. Currently it is not possible to plan too far in advance without secure funding beyond one year.

- Minimise the number of lost opportunities that require advance commitment such as additional fundraising opportunities, engagement of key team members, negotiation of venue space and facilities, engaging corporate and specialist volunteers.
- Allow for the development of engagement strategies with supporters allowing for other long term partnership opportunities and ability to build longer term relationships with service providers who are crucial to the delivery of Homeless Connect Perth.
- Allow both Volunteering WA and the City of Perth to be responsive to research already undertaken in relation to Homeless Connect Perth and help both organisations to respond and to further develop research findings.
- Demonstrate that the City of Perth is committed to providing support to homeless people in our community long term.

Sponsorship Recognition

The 3 year partnership agreement with Volunteering WA will include the following recognition:

- City of Perth crest to be included on all promotional material and publications for Homeless Connect Perth (2016, 2017 and 2018);
- City of Perth acknowledged in all advertising and promotions;
- City of Perth acknowledged in the Volunteering WA Annual Report;
- City of Perth signage at the event and collection and sorting warehouse;
- City of Perth acknowledgement as principal partner on Volunteering WA and Homeless Connect websites;
- Provision of a web link to the City of Perth website;
- Invitation for the Lord Mayor to officially launch Homeless Connect Perth 2016, 2017 and 2018;
- Invitation for Elected Members and senior officers and staff to attend the launch of Homeless Connect 2016, 2017 and 2018; and
- Provision of Homeless Connect photographs and DVD as required for City of Perth publications and online communications.

FINANCIAL IMPLICATIONS:

ACCOUNT NO:	CL
BUDGET ITEM:	Recreation and Culture – Other Recreation and Sport – Community Recreation Program
BUDGET PAGE NUMBER:	TBA
BUDGETED AMOUNT:	\$85,702
AMOUNT SPENT TO DATE:	\$0
PROPOSED COST:	\$84,539
BALANCE:	\$ 1,163

All figures quoted in this report are exclusive of GST.

COMMENTS:

Homelessness is an ongoing issue. It is complex and requires a collaborative approach.

Feedback from the sector indicates that Homeless Connect Perth is considered beneficial to managing homelessness in the city with many homeless service providers closing for the day to be part of the event.

The success of Homeless Connect Perth is due to the unique partnership of the City of Perth, Volunteering WA Inc. and all the volunteers, service providers, donors and community supporters, and is a positive example of what can be achieved through collaboration.

While the event is held one day per year, Volunteering WA works all year round on various aspects of the project, in particular liaising with service providers, coordinating the collection and sorting of donations before and after the event, recruiting volunteers and the seeking other sponsors and fundraising events.

Homeless Connect Perth has received acknowledgment from other sectors – twice receiving a City of Perth Australia Day Award and in 2016 was a finalist in the WACOSS (Western Australian Council of Social Service) Community Services Excellence Awards.

This year the City of Perth was bequeathed \$179,454.12 to be used for the purpose of Homeless Connect. It is not the City's intention to use this money to subsidise the City of Perth's contribution to the Homeless Connect Perth day but instead develop longer term initiatives. The City of Perth will work in collaboration with Volunteering WA to identify these initiatives which will sit under the umbrella of Homeless Connect Perth and will be for the benefit of people experiencing homelessness or at risk of homelessness. Proposed initiatives will be reported back to Council as appropriate.

Moved by Cr Limnios, seconded by Cr Yong

That Council:

- 1. approves a three year partnership with Volunteering WA Inc. commencing October 2016 through to December 2019 for the delivery of the annual Homeless Connect Perth event;***
- 2. approves Cash Sponsorship of \$81,000 per annum for the delivery of Homeless Connect Perth totalling \$243,000, plus annual CPI adjustments in 2017/18 and 2018/19;***
- 3. approves In-kind Sponsorship up to \$5,500 per annum for costs associated with event bins, event parking and road closure advertising for the duration of the three year partnership;***

(Cont'd)

- 4. notes that a detailed acquittal report is to be submitted within four months of the Homeless Connect Perth event concluding each year.**

The motion was put and carried

The votes were recorded as follows:

For: The Lord Mayor, Crs Adamos, Chen, Davidson, Green, Harley, Limnios, McEvoy and Yong

Against: Nil

379/16 CITY OF PERTH PARKING PARTNERSHIP 2016/17 - ROE STREET CAR PARK USE OF ROOFTOP FOR ARTRAGE ROOFTOP MOVIE

BACKGROUND:

FILE REFERENCE:	P1028024
REPORTING UNIT:	Commercial Parking
RESPONSIBLE DIRECTORATE:	Community and Commercial Services
DATE:	09 September 2016
MAP / SCHEDULE:	N/A

The Committee recommendation to the Council for this report was resolved by the Marketing, Sponsorship and International Engagement Committee at its meeting held on 27 September 2016.

The Committee recommendation to the Council is the same as that recommended by the Officers.

At its meeting held on **31 January 2012**, Council approved use of the Roe Street Car Park for a trial operation of a rooftop open air cinema to be operated by Artrage Inc. for the period from 7 February until 30 April, 2012.

After the trial season, season one of the Rooftop Movies ran from 10 December 2012 to 18 April 2013, season two from 24 October 2013 to 12 April 2014, season three from 30 October 2014 to 11 April 2015 and season 4 from 19 October to 31 March 2016.

Throughout these periods, Artrage Inc. has used the rooftop of Roe Street Car Park to screen outdoor movies and hold morning yoga sessions. A New Year's Eve party event was held; City of Perth Parking (CPP) was a partner of this event. Advertising and other promotions have been used to offset the costs associated with Artrage Inc. utilising the space.

LEGISLATION / STRATEGIC PLAN / POLICY:**Integrated Planning
and Reporting
Framework
Implications****Strategic Community Plan**

Council Four Year Priorities: Community Outcome
S13 Development of a healthy night time economy

Policy

Policy No and Name: CP18.8 – Provision of sponsorship and donations

DETAILS:

The City of Perth has for some years promoted the use of the upper stories of several of the City's car parks to conduct events when there is an availability of parking bays. Rooftop Movies managed by Artrage Inc. has operated four seasons on the upper level of the Roe Street Car Park occupying 67 parking bays.

In previous years, it was suitable to hold an event on the Roe Street rooftop over an extended period as the demand for parking particularly on weekdays was low. However, with the nearing completion of Kings Square, Perth City Link and other developments, it is expected that the demand for parking in the area and particularly the Roe Street Car Park which is located directly opposite the Kings Square development will increase significantly as more commercial tenants and retailers move into the area.

In previous seasons, the Rooftop Movies have been successful in stimulating vibrancy and bringing people into the city. The report provided identifies a drop from 30,960 to 29,340 patrons visiting the movies throughout the 2014/15 season and a slight decline in the average nightly attendance to from 227 to 217.

In commercial terms, the loss of income from the use of the 67 bays as an event space had minimal impact on patronage by movie goers parking in the Roe Street Car Park. The table below provides a comparison of night car park patronage during the event; for a normal period 30 days just prior to the event; and for a longer period earlier in the year.

Rooftop Movie - Patronage Analysis (Night, Entry between 6pm to 12am)**Patronage Analysis Rooftop Movie Period Vs Normal Business Period**

	Night time Patronage 6pm to 12 midnight	Average Patronage/ Night
1	Rooftop Movie Period Patronage 30/10/2014 to 11/04/2015	572
2	Normal Business Period Patronage Prior to Event 25/09/2014 to 25/10/2014 (30 days)	591
	Variance	-3.28%

	Night time patronage 6pm to 12 Midnight	Total Patronage
1	Rooftop Movie Period Patronage 30/10/2014 to 11/04/2015 (164 days)	84,443
2	Normal Business Period Patronage 15/05/2014 to 25/10/2014 (164 days)	79,870
	Variance	5.89%

It should be noted that generally, the Roe Street Car Park has a history of reaching its capacity in terms of patronage on Friday and Saturday nights. This must be taken into consideration when deciding whether it is a viable option to reduce the Roe Street Car Park by 65 parking bays over this high use period.

Rooftop Movies will this year occupy 65 bays as 2 bays have been leased to Vodafone on a permanent basis for telecommunications equipment.

Following the conclusion of the 2016/17 Rooftop Movie season, a further review is to be conducted to determine the most appropriate use of the rooftop of the Roe Street Car Park including whether events that extend over a long period are suitable when demand for parking is expected to be high.

A number of risks may impact the Roe Street Car Park operations if the Artrage Rooftop Movie events occur for the 2016/17 period. Below is a risk management table addressing the potential risks:

Risk Management Table

Risk Description	Likelihood	Consequence	Risk Rating	Mitigation
Lack of patrons	Unlikely	Loss of revenue	Medium	Artrage Inc. will be providing advertising benefits to CPP
Increased parking demand due to nearby developments	High	Complaints from the public	Medium	Providing alternative parking options via CPP App, signage and website
Patrons falling over 1 metre wall on top level of car park	Unlikely	Death	Low	Artrage Inc. to provide security to manage people on in the area
Evacuation in an emergency	Unlikely	Bodily injury to patrons or CPP staff	Low	Evacuation plan is in place. CPP will communicate the evacuation plan to Artrage Inc. Clear signage in car park building

FINANCIAL IMPLICATIONS:

ACCOUNT NO:	09112000
BUDGET ITEM:	CPP – Undercover Car Park Operations
BUDGET PAGE NUMBER:	62
BUDGETED AMOUNT:	\$ 2,894,034
AMOUNT SPENT TO DATE:	\$
PROPOSED COST:	\$ 167,696
BALANCE:	\$ 2,726,338

All figures quoted in this report are exclusive of GST.

COMMENTS:

The City of Perth has reviewed operational and financial implications and the information from previous seasons of the Rooftop Movies at Roe Street Car Park. As a result, Artrage are required to ensure that all planning, health and legislative approvals are in place before Artrage Inc. can commence the use of the upper level of the Roe Street Car Park for events. Artrage must also update and comply with the relevant Hazard and Risk Assessment documents, address all Occupational Safety and Health (OSH) related issues associated with the event and have approved by the City Security and Traffic Management Plans at least two weeks prior to the start of the rooftop movies.

City of Perth staff will continue to work closely with Artrage Inc. to ensure the success of the Rooftop Movies season for 2016/17.

Analysis is ongoing in order to assess the change in demand for parking in the area in light of the ongoing development of Kings Square, Perth City Link and how this may impact on future parking demands for the Roe Street Car Park and the surrounding area in 16/17 and beyond.

Artrage are also seeking funding/sponsorship from the City for the FRINGE World Festival and is subject to a separate report to Council.

Moved by Cr Chen, seconded by Cr Harley

That Council:

- 1. approves the Artrage Rooftop Movie event to be conducted on the rooftop of the Roe Street Car Park for the 2016/17 season from Monday, 17 October 2016 until Sunday, 19 March 2017 that includes event bump-in and bump-out. The parking fees of \$167,696 associated with the use of the space are to be offset by partnership benefits to the City of Perth in facilitating the event;***

(Cont'd)

- 2. *the event organiser will provide the following partnership benefits to the City to offset the parking fees:***
 - 2.1 *inclusion of the City of Perth Parking logo in all print promotional material and publications including posters and flyers, performance programs and advertisements;***
 - 2.2 *inclusion of the City of Perth Parking logo on electronic media including website, e-news and Facebook page;***
 - 2.3 *City of Perth Parking digital advertisement screened nightly throughout the season;***
 - 2.4 *improvements to directional signage on ground level to increase traffic to both Rooftop Movies and the City of Perth car park and other additional signage as approved by the City of Perth;***
- 3. *notes that following conclusion of the 2016/17 Rooftop Movie season a further review is to be conducted to determine the most appropriate use of the rooftop of the Roe Street Car Park.***

The motion was put and carried

The votes were recorded as follows:

For: The Lord Mayor, Crs Adamos, Chen, Davidson, Green, Harley, Limnios, McEvoy and Yong

Against: Nil

**380/16 ARTS AND CULTURAL SPONSORSHIP 2016/17 – MAJOR
PARTNERSHIP – ARTRAGE INC. 2017 FRINGE WORLD
FESTIVAL**

BACKGROUND:

FILE REFERENCE: P1032405-01
REPORTING UNIT: Business Support & Sponsorship
RESPONSIBLE DIRECTOR: Economic Development & Activation
DATE: 29 August 2016
MAP / SCHEDULE: Confidential Schedule 5 – Food & Beverage operations
(Distributed to Elected Members under separate cover)

The Committee recommendation to the Council for this report was resolved by the Marketing, Sponsorship and International Engagement Committee at its meeting held on 27 September 2016.

The Committee recommendation to the Council is the same as that recommended by the Officers.

Artrage Inc. has requested Arts & Cultural Sponsorship of \$100,000 exc. GST to support the presentation of Artrage Inc. managed venues located within the City of Perth boundaries during the *2017 FRINGE World Festival*.

In addition, Artrage Inc. has requested support to present the *2017 FRINGE World Festival* from City of Perth Parking as a commercial partnership. It should be noted, however, that the level of investment and anticipated outcomes are to be managed independently and on the basis of differing service priorities.

The City of Perth has provided in-kind support to Artrage Inc. for the underpropping of the Cultural Centre Car Park since the event's pilot in 2011. Underpropping is necessary to support the structural integrity of the City's car park. Approval to discount parking fees associated with the underpropping, (50% discount on the estimated loss of income) is within the delegated authority of the Director of Community and Commercial Services and has previously been approved at that level.

The City's cash sponsorship contribution is measured in accordance with the City's Arts and Cultural Sponsorship objectives, eligibility and assessment criteria whilst the in-kind component provided by City of Perth Parking is expected to off-set the costs associated with using the car park and provide a commercial benefit to the City's parking operations.

Organisation Background

Artrage Inc. is a not-for-profit multi-arts organisation and registered charity incorporated in 1983 (formerly *Festival Fringe Society of Perth*).

Artrage Inc. has stated its purpose, vision and mission as:

Purpose

To enrich and evolve the creative arts of Western Australia.

Vision

To embed FRINGE World Festival in the hearts and minds of all Western Australians.

Mission

To provide enduring benefits for artists, audiences and a diverse family of stakeholders through building the world's strongest festival.

Artrage Inc. is a key contributor to the vibrancy and vitality of cultural life of Perth. Artrage Inc. is the producer of *FRINGE World Festival*, *Rooftop Movies* and *Outer Fringe*. *FRINGE World Festival* is an open-access, annual, multi-disciplinary arts Fringe Festival, presenting work by independent local, national and international artists.

Through partnerships with key organisations such as Department of the Premier and Cabinet, *Outer Fringe* tours *FRINGE World Festival* shows throughout regional Western Australia.

In 2016, the organisation commissioned the *FRINGE World Festival 2016 Impact Report*. The report recorded community perceptions of the *FRINGE World Festival* and provided an analysis of the festival's economic impact. Provided to the City of Perth in July 2016, the *FRINGE World Festival 2016 Impact Report* reports that Gross Visitor Expenditure during the 2016 festival was \$70,500,000 with a total Gross Economic Movement of \$98,000,000. 3,381 artists participated in the 2016 *FRINGE World Festival*, of which, 71% originated in Western Australia, 19% originated elsewhere in Australia and 10% originated from overseas. \$8,300,000 was delivered to artists in gross box office returns.

An acquittal report for the 2015/16 supported project and the 2014/15 audited financial statements have been received and are accessible within the Elected Member Portal (TRIM 92376/16). The 2015/16 Audited financial statement is not expected until October 2016.

This information has been reviewed and demonstrates a satisfactory acquittal of the City's previous funding, as demonstrated by the following summary:

- In 2016, a total audience of 989,675 attended *FRINGE World Festival* events (free and ticketed). This represents 724,156 total attendances at Artrage Inc. managed venues within the City of Perth;
- 3,381 artists participated in the festival (71% from WA). 2,226 artists performed in an Artrage Inc. managed venue within the City of Perth;

- 72 Independent venues were located within the City of Perth, these venues recorded free and ticketed attendance of 211,171;
- 90% of *FRINGE World Festival* survey respondents believe *FRINGE World Festival* enables them to see high quality performances they would otherwise not see;
- 68% respondents agree that *FRINGE World Festival* has contributed to them feeling safer in Northbridge and the Perth city centre;
- 75% of audiences ate at a restaurant before or after attending a *FRINGE World Festival* venue and 67% of audiences had a drink at a bar, nightclub or café; and
- 68% of local businesses agree that *FRINGE World Festival* has a significant positive impact on their business.

Past support

The City of Perth has provided sponsorship for the *FRINGE World Festival* since its inception in 2010/11.

Artrage Inc. Arts & Cultural Sponsorship Program sponsorship history is as follows:

Year	Description	Requested	Approved
2010/11	Spiegeltent Program/ Fringe World Festival Freebies- Event Pilot	\$20,000	\$20,000*
2011/12	<i>Arts & Cultural Sponsorship</i> Fringe World Festival	\$50,000	\$50,000
2012/13	<i>Arts & Cultural Sponsorship</i> Fringe World Festival 10 Festival Hub Venues	\$50,000	\$50,000
2013/14	<i>Arts & Cultural Sponsorship</i> Fringe World Festival Festival Hub Venues	\$51,250	\$51,250
2014/15	<i>Arts & Cultural Sponsorship</i> Fringe World Festival Festival Hub Venues	\$100,000	\$72,531
2015/16	<i>Arts & Cultural Sponsorship</i> FRINGE World Festival 2016	\$100,000	\$75,000
2016/17	<i>Arts & Cultural Sponsorship FRINGE World Festival 2017</i>	<i>\$100,000</i>	<i>Proposed \$100,000</i>

*(\$15,000 Arts and Cultural Sponsorship, \$5,000 Marketing Unit)

Artrage Inc. City of Perth Parking partnership history is as follows:

Year	Description	Requested	Approved
2010/11	<i>City of Perth Parking</i> Use of car bays in Cultural Centre Carpark	In-Kind	\$10,000 In-kind

Year	Description	Requested	Approved
2011/12	<i>City of Perth Parking</i> Use of car bays in Cultural Centre Carpark	In-kind	\$10,108
	<i>City of Perth Parking</i> Use of Roe Street Car Park - Rooftop Movies	In-kind	\$53,300 In-kind
2012/13	<i>City of Perth Parking</i> Use of car bays in Cultural Centre Carpark	In-kind	\$10,000
	<i>City of Perth Parking</i> Use of Roe Street Car Park - Rooftop Movies	In-kind	\$130,660 In-kind
2013/14	<i>City of Perth Parking</i> Use of car bays in Cultural Centre Carpark	In-kind	\$10,108
	<i>City of Perth Parking</i> Use of Roe Street Car Park - Rooftop Movies	In-kind	>\$130,000 In-kind 172 days
2014/15	<i>City of Perth Parking</i> Use of Cultural Centre Car Park	In-kind	\$11,409.60 In-kind
	<i>City of Perth Parking</i> Use of Roe Street Car Park - Rooftop Movies	In-kind	\$150,561.65 In-kind
2015/16	<i>City of Perth Parking</i> Use of Roe Street Car Park	In-kind	\$190,598 In-kind 163 days
	<i>City of Perth Parking</i> Use of Cultural Centre Car Park	In-kind	\$11,409.60
2016/17	<i>City of Perth Parking Use of Roe Street Car Park</i>	<i>In-kind</i>	<i>Proposed \$167,696 In-kind</i>
	<i>City of Perth Parking Use of Cultural Centre Car Park</i>	<i>In-kind</i>	<i>Proposed \$11,424.60</i>

Due the open access nature of the festival, individual presenting artists and companies are eligible to apply for sponsorship of performances registered as participants of the festival. In 2016 the City provided support to *FRINGE World Festival* events including *Summer Nights* at the Blue Room Theatre.

The City of Perth also provided subsidised venue hire of the Perth Town Hall to some presenting artists. It is important that access to additional support remains open to individual arts who often incur a financial risk when staging productions, and that this support works in partnership with the significant promotional and ticketing support provided to them through their association with the *FRINGE World Festival*.

LEGISLATION / STRATEGIC PLAN / POLICY:

**Integrated Planning
and Reporting
Framework
Implications****Strategic Community Plan**

Council Four Year Priorities: Healthy and Active in Perth
S15 Reflect and celebrate diversity of Perth

Policy

Policy No and Name: 18.1 – Arts and Culture
18.8 – Provision of Sponsorship and Donations

Eligibility:

Policy 18.1 establishes the principles for the City of Perth supporting Arts and Culture and these principles are used to determine the level of consistency with the program or event proposed for sponsorship funding.

Policy 18.8 establishes the criteria for the City's assessment of sponsorship applications requiring the applicant to demonstrate alignment with the policy's objectives and selection criteria as follows:

Category of Sponsorship: Major Partnership Applicant Eligibility Criteria	
<i>The applicant must:</i>	
Have formally identified arts and/ or culture as its primary purpose.	Criterion met
Be a formally constituted not-for-profit, benevolent or charitable organisation.	Criterion met

Project Eligibility Criteria	
Be an Australian legally constituted entity.	Criterion met
<i>The applicant must not be:</i>	
A government authority, agency or department.	Criterion met
An individual.	Criterion met
An applicant that has previously submitted unsatisfactory or incomplete reports.	Criterion met
An applicant that has outstanding debts to the City of Perth.	Criterion met
An applicant that has already received support from the City of Perth for this project or any City of Perth sponsorship in the same financial year.	Criterion met
Project Eligibility Criteria	
<i>The project must:</i>	
Provide a public outcome within the City of Perth boundaries.	Criterion met
Occur with the specified timeframe.	Criterion met
<i>The project must not be:</i>	
For profit or commercial purposes.	Criterion met
For fundraising.	Criterion met

Project Eligibility Criteria

An award ceremony or industry specific presentation.	Criterion met
Training, workshops, research or professional development.	Criterion met

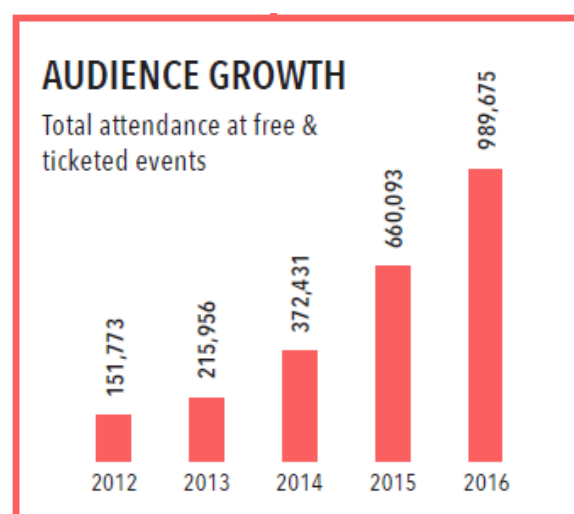
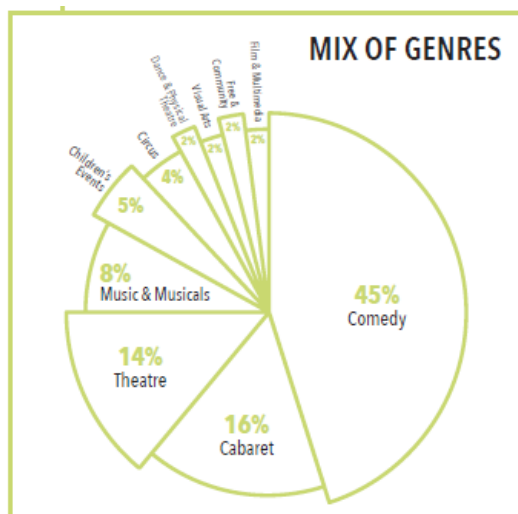
DETAILS:**Project Summary**

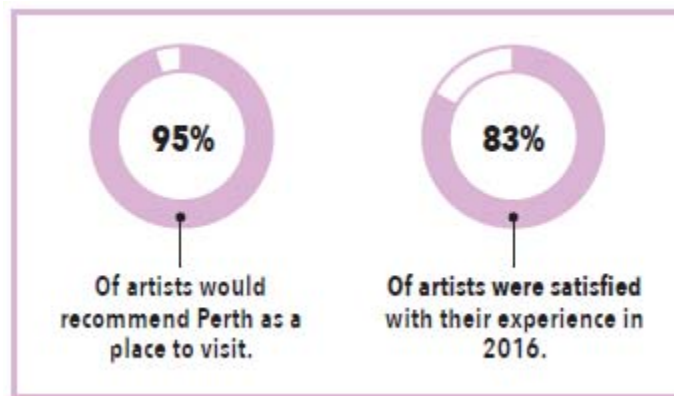
The *2017 FRINGE World Festival* will take place over a four week period showcasing a range of performances from independent local, national and international artists, from a variety of genres including theatre, circus, dance, cabaret and music.

The sponsorship request relates specifically to Artrage Inc. managed venues and predominantly temporary infrastructure, all located within the City of Perth boundaries. These include spiegel tents and circus tents in Northbridge at the Perth Cultural Centre and The Pleasure Garden at Russell Square. The 19 Artrage Inc. Managed venues in 2016 included La Soiree Spiegel tent, The Budgie Smuggler, Frankie's Caravan, The Shambles, Circus Theatre, Deluxe, The Stables, The Lunar Sensation, The Gold Digger, De Parel Spiegel tent, Black Flamingo, Big Top, The West Australian Spiegel tent and Casa Mondo.

As an open access festival the *FRINGE World Festival* includes independently produced events and managed venues. 72 independently-managed venues were presented in the 2016 festival.

Artrage Inc. has indicated that plans to create a new festival hub in the Cathedral precinct are currently in development and a tentative booking has been placed on the Perth Town Hall as a result.

2016 FRINGE World Festival Statistics



Further information can be found in the *FRINGE World Festival 2016 Impact Report* located within the Elected Member portal.

2017 *FRINGE World Festival* attendance forecast

Ticketed attendance	304,986
Free attendance	443,115
Total attendance	748,101

2017 *FRINGE World Festival* Artrage Inc. managed venues attendance forecast

Ticketed attendance	91,495
Free attendance	132,935
Total attendance	224,430

The organisation has put some considered measures in place to maintain rather than grow the scale and reach of the festival. These measures are designed to avoid market saturation, ensure the best chances of success for all participants and maintain levels of critical mass and dynamism across all key precincts and venue networks that the *FRINGE World Festival* engages with, activates and enlivens. As a result, the 2017 projections reflect a lower total attendance than in 2016 due to a reduction in the number of events from 713 in 2016 to 650 in 2017.

Key Dates

The *FRINGE World Festival* will take place from Friday, 20 January to Sunday, 19 February 2017.

The following key dates have been identified:

Day	Date	Event
Thursday	8 December 2016	Program announced and tickets on sale
Friday	20 January 2017	<i>FRINGE World Festival</i> opens to public
Sunday	19 February 2017	<i>FRINGE World Awards Ceremony</i>
Sunday	19 February 2017	<i>FRINGE World Festival</i> closes

Ticket Prices

Artrage Inc. indicates that the average ticket price for a festival event is \$30.35. *FRINGE World Festival* presenters manage their own ticket price and may choose to apply discounts. Whilst concession tickets are not available, Artrage Inc. has implemented a variety of incentives to ensure capacity audiences, these include:

- Discounts for group bookings;
- “Mates rates” – presenters offer the discount to family and friends, requires a discount code to be entered when purchasing tickets;
- Discounted tickets to festival partners, requires a discount code to be entered when purchasing tickets;
- RushTix – discounted tickets available on the day of the performance, Rush tix are on average half the price of the standard ticket; and
- Festival passes, provided to staff, volunteers and registered artists, allows free entry to shows that are not sold out.

ASSESSMENT:

The application was measured against the objectives and criteria outlined in the Arts and Cultural Sponsorship Guidelines and in accordance with Policy 18.8 and Policy 18.1.

The project must demonstrate shared objectives as a Major Partner

Through this category of sponsorship, the City of Perth supports recurring arts and cultural programs by established partners. 2017 will be the sixth year of the *FRINGE World Festival* following a successful pilot program in 2011.

FRINGE World Festival provides a necessary platform form for local artists to present their work and further opportunities for creative and audience development. Artrage Inc. indicates that based on 2016 registrations, 71% of artists participating were Western Australian, 19% Australian and 10% International artists. This represents 2,337 local artists.

Association with the Festival connects artists to a recognisable brand, marketing and promotional campaign, and indirect access to a large network of venues, events professionals and community of volunteers and supporters.

Contributing to Perth’s profile as a pre-eminent cultural destination, the *FRINGE World Festival* has become a major arts event. The Festival is successful in uniting independent artists with a wide audience through a common ticketing system and consolidated brand managed by Artrage Inc.

The 2016 Festival included 171 Western Australian premieres, 84 Australian premieres and 264 World premieres. 349,841 tickets were sold generating box office sales of more than \$9,300,000. *FRINGE World Festival* has become the biggest annual event in Western Australia and the third largest *FRINGE World Festival* globally.

Of the 2016 audience survey respondents, 96% agree that the Festival contributes to making Perth special as a city, 98% believe the Festival is an important addition to Western Australia's cultural life and 90% also noted they were more likely to visit the city in the future as a result of their visit to the Festival. 95% of participants interviewed would recommend Perth as a place to visit.

Based on the *FRINGE World Festival 2016 Impact Report*, the event also brings economic benefit to local business. As outlined in the report, 68% of surveyed business owners agree that *FRINGE World Festival* has a significant positive impact on their business and 61% agree that the Festival brings new clientele into Northbridge, which has long term benefits for their business. The Festival generated \$70,500,000 in gross visitor expenditure.

The project must be of high artistic quality/ cultural relevance

As an open-access multi-arts Festival local artists are provided with an opportunity to develop and share their work to a broad audience.

The artistic quality of events included in the program is ultimately tested by the audience – as indicated by ticket sales, audience demand and recognition through the associated *FRINGE Awards*. In 2016 Festival shows attracted an average capacity of 56.4%.

The *FRINGE Awards* encourages artists working within a range of art forms and varying levels of expertise and provides recognition for achievements in their genre. The open-access structure of *FRINGE World Festival* allows for an environment of exploration and opportunity, artistically this will also produce varied results and critical reception.

The *FRINGE World Festival 2016 Impact Report* identifies overwhelmingly favourable responses from the general public:

- 98% of attendees to the 2016 Festival plan to attend *FRINGE World Festival* again in 2017; and
- 91% of attendees agree that *FRINGE World Festival* promotes Perth as a city that is globally connected.

The results of the report indicate that the event is of high cultural relevance.

The organisation must have an established relationship with the City of Perth and has demonstrated a high standard of service and program delivery

Artrage Inc. has received sponsorship from the City of Perth for more than twenty years. Prior to the commencement of the *FRINGE World Festival*, Artrage Inc. was a City of Perth service provider, presenting numerous events for the City including New Year's Eve Celebrations from 2007 to 2010 and the Northbridge Festival from 2005 to 2008.

Artrage Inc. has demonstrated a very high standard of service delivery and program delivery as evidenced in the *2016 Impact Statement*.

Applicants must demonstrate a financial contribution to the project derived from other sources

A summarised budget representing a cost of \$18,318,474 for the entire festival has been provided.

The budget includes funding from alternative sources, including confirmed funding from Lotterywest (\$700,000), and Department of Culture and the Arts (\$335,983). Additional in-kind sponsorship from the Metropolitan Redevelopment Authority (MRA), City of Perth Parking (CPP) and other corporate sponsors is anticipated.

The budget demonstrates self-generated income in the form of program revenue (\$11,536,695) and venue revenue (\$2,844,824). Program revenue is forecast to increase by approximately \$1,684,494 in 2017, whilst venue revenue is expected to decrease by approximately \$377,364. This fluctuation is indicative of the reduced number of venues expected in 2017.

The budget indicates that the income derived from the project will be fully invested into the delivery of *FRINGE World Festival*. The budget includes in-kind and major corporate sponsorship of cash and goods and services across a range of businesses. Approximately 63% of *FRINGE World Festival* project income is self-generated, with State Government funding representing only approximately 5% of Artrage Inc.'s annual income. (Source: Business News (2016))

Acknowledgement

For \$100,000 (exc. GST) the applicant will be required to provide the benefits as outlined in recommendation section of this report (2.1 – 2.11).

FINANCIAL IMPLICATIONS:

ACCOUNT NO:	93C4 8000 7901
BUDGET ITEM:	Recreation and Culture – Other Culture – Donations and Sponsorship
BUDGET PAGE NUMBER:	TBA
	BUDGET ITEM
BUDGETED AMOUNT:	\$1,280,000
AMOUNT SPENT TO DATE:	\$ 593,250
PROPOSED COST:	\$ 100,000
BALANCE:	\$ 586,750

All figures quoted in this report are exclusive of GST

COMMENTS:

Large scale festivals provide an environment where artists and audiences can exchange ideas and experience new work which ultimately contributes to the development of the local arts industry and establishes networks for artists to tour their work.

The amount of \$100,000 (exc. GST) in Arts and Cultural Sponsorship is recommended to support the *2017 FRINGE World Festival*. This increased contribution allows the City to elevate its relationship with Artrage Inc. to a more prominent level and provides the City with a stronger voice within future event negotiations and decisions. The City of Perth Arts & Cultural Sponsorship contribution to the Festival is aligned to Artrage Inc. managed venues and as such will support the significant activation of Northbridge. It should be noted that there is ongoing interest from other Local Government Associations to be involved with *FRINGE World Festival* and the City's increased contribution will help ensure the overwhelming majority of content will be delivered within the City of Perth boundaries.

Whilst Artrage Inc. receives a combination of cash and in-kind support from the City of Perth, the organisation is also charged a range of fees including site hire, venue hire, reparation costs and fees for permits which are included in the overall budget.

FRINGE World Festival is Perth's largest annual cultural event. The City of Perth receives substantial benefit from the Festival as detailed in the *FRINGE World Festival 2016 Impact Report*.

Artrage Inc. has provided a comprehensive schedule of temporary food and beverage operations at Artrage Inc. managed venues, (is included as Confidential Schedule 5) and has committed to working with local restaurants and bars to promote artists discounts via the City of Perth Economic Development Unit.

Moved by Cr Chen, seconded by Cr Harley

That Council:

- 1. approves cash Arts and Cultural Sponsorship - Major Partnership, of \$100,000 (excluding GST) to Artrage Inc. for sponsorship of the 2017 FRINGE World Festival to be held Friday, 20 January 2017 to Sunday 19 February 2017***
- 2. notes that Artrage Inc. will provide the following event and sponsorship benefits to the City of Perth:***
 - 2.1 inclusion of the City of Perth crest on Festival promotional material and publications, including but not limited to FRINGE World Festival online ticket receipts, invitations, letterhead, media releases, printed guide, posters and e-newsletters;***

(Cont'd)

- 2.2 inclusion of City of Perth crest on site signage including digital/screen and outdoor advertising;**
 - 2.3 weblink to the City of Perth website and sponsor acknowledgement on the FRINGE World website;**
 - 2.4 inclusion of City of Perth crest on Festival cinema and/or Television Commercial advertising;**
 - 2.5 acknowledgement of City of Perth sponsorship in official speeches at key sponsor events including launch event;**
 - 2.6 naming rights to a FRINGE World Award;**
 - 2.7 provision of footage and photography for use at the City's discretion;**
 - 2.8 opportunity to include an advertisement in the FRINGE World Festival printed guide (circ. 250,000);**
 - 2.9 opportunity to include three questions in the FRINGE World Audience Survey;**
 - 2.10 Artrage Inc. representatives to attend an Elected Member briefing in November 2016;**
 - 2.11 provision of eight Friends of the FRINGE World Festival memberships for distribution through social media competitions; and**
- 3. notes that the City of Perth is to be provided with an acquittal report for the supported project within three months of completion of the FRINGE World Festival and an audited financial report of Artrage Inc. within six months of the conclusion of the relevant financial year.**

The motion was put and carried

The votes were recorded as follows:

For: The Lord Mayor, Crs Adamos, Chen, Davidson, Green, Harley, Limnios, McEvoy and Yong

Against: Nil

**FINANCE AND ADMINISTRATION
COMMITTEE REPORTS**

**381/16 PAYMENTS FROM MUNICIPAL AND TRUST FUNDS –
AUGUST 2016**

BACKGROUND:

FILE REFERENCE: P1032265-47
REPORTING UNIT: Finance
RESPONSIBLE DIRECTORATE: Corporate Services
DATE: 1 September 2016
MAP / SCHEDULE: TRIM 159211/16 (Summary available on the Elected Members Portal)

The Committee recommendation to the Council for this report was resolved by the Finance and Administration Committee at its meeting held on 4 October 2016.

The Committee recommendation to the Council is the same as that recommended by the Officers.

LEGISLATION / STRATEGIC PLAN / POLICY:

Legislation	Regulation 13(1) of the <i>Local Government (Financial Management) Regulations 1996</i>
Integrated Planning and Reporting Framework	Strategic Community Plan
Implications	Council Four Year Priorities: Capable and Responsive Organisation S18 Strengthen the capacity of the organisation

COMMENTS:

Payments for the month of August 2016 included the following significant items:

- \$1,797,496 to the Deputy Commissioner of Taxation for three payroll PAYG payments.
- \$466,806 to Australian Super, \$287,327 to Mercer (Australia) Pty Ltd and \$202,980 to WA Local Government Super Plan for two payroll superannuation payments.
- \$203,877 to Blue Collar People for contract labour hire.

- \$195,568 to Electricity Generation and Retail Corporation for electricity consumption at various locations across the City.

Moved by Cr Davidson, seconded by Cr Harley

That in accordance with Regulation 13(1) of the Local Government (Financial Management) Regulations 1996, the list of payments made under delegated authority for the month ended 31 August 2016, be received and recorded in the Minutes of the Council, the summary of which is as follows:

FUND	PAID
<i>Municipal Fund</i>	<i>\$ 11,504,293.20</i>
<i>Trust Fund</i>	<i>\$ 125,502.26</i>
<i>TOTAL:</i>	<i>\$ 11,629,795.46</i>

The motion was put and carried

The votes were recorded as follows:

For: The Lord Mayor, Crs Adamos, Chen, Davidson, Green, Harley, Limnios, McEvoy and Yong

Against: Nil

382/16 FINANCIAL STATEMENTS AND FINANCIAL ACTIVITY STATEMENT FOR THE PERIOD ENDED 31 AUGUST 2016

BACKGROUND:

FILE REFERENCE:	P1014149-25
REPORTING UNIT:	Finance
RESPONSIBLE DIRECTORATE:	Corporate Services
DATE:	22 September 2016
MAP / SCHEDULE:	Schedule 6 – Financial Statements and Financial Activity Statement for the period ended 31 August 2016

The Committee recommendation to the Council for this report was resolved by the Finance and Administration Committee at its meeting held on 4 October 2016.

The Committee recommendation to the Council is the same as that recommended by the Officers.

LEGISLATION / STRATEGIC PLAN / POLICY:

Legislation	Section 6.4(1) and (2) of the <i>Local Government Act 1995</i> Regulation 34(1) of the <i>Local Government (Financial Management) Regulations 1996</i>
Integrated Planning and Reporting Framework Implications	Strategic Community Plan Council Four Year Priorities: Capable and Responsive Organisation S18 Strengthen the capacity of the organisation

DETAILS:

The Financial Activity Statement is presented together with a commentary on variances from the revised budget.

FINANCIAL IMPLICATIONS:

There are no direct financial implications arising from this report.

COMMENTS:

The Financial Activity Statement commentary compares the actual results for the two months to 31 August 2016 with the Annual Budget 2016/17 approved by Council at its meeting held on **28 June 2016** and budget adjustments adopted by Council at its meeting held on **30 August 2016**.

Moved by Cr Davidson, seconded by Cr Harley

That Council approves the Financial Statements and the Financial Activity Statement for the period ended 31 August 2016 as detailed in Schedule 6.

The motion was put and carried

The votes were recorded as follows:

For: The Lord Mayor, Crs Adamos, Chen, Davidson, Green, Harley, Limnios, McEvoy and Yong

Against: Nil

**383/16 ALLOCATION OF FUNDS FROM PUBLIC ART RESERVE TO
SUPPORT PUBLIC ART OUTCOMES IN MCLEAN LANE
UPGRADE**

BACKGROUND:

FILE REFERENCE:	P1032430
REPORTING UNIT:	Arts, Culture and Heritage
RESPONSIBLE DIRECTORATE:	Economic Development and Activation
DATE:	15 September 2016
MAP / SCHEDULE:	Schedule 7 – Final McLean Lane Concept Plan Schedule 8 – Final Concept Design description Schedule 9 – Images of Car Park Façade, opposite café alfresco

The Committee recommendation to the Council for this report was resolved by the Finance and Administration Committee at its meeting held on 4 October 2016.

The Committee recommendation to the Council is the same as that recommended by the Officers.

At its meeting held on **5 April 2016**, Council approved the draft concept plan for the upgrade of McLean Lane and the release of the draft plan for consultation. In accordance with Council's resolution, the results of consultation, together with final plans and a cost estimate for the progressing the physical works were presented to the Works and Urban Development Committee on 6 September 2016. The final concept plan was approved by Council at its meeting on **20 September 2016**, noting that construction is scheduled to be completed by 30 June 2017.

Public art is identified as a key feature of the enhancement of McLean Lane, as is illustrated in the approved McLean Lane Concept Plan (refer to Schedule 7). The total approved budget for the laneway enhancement is \$1,276,500 (including design and project management). \$90,000 of this amount is currently allocated to public art. This amount is proposed to cover the cost of a painted mural, and is the absolute minimum required to treat the walls indicated in the approved Concept Plan (based on standard artist rates set by the National Association of Visual Arts (NAVA) and benchmarked against similar past projects). At the Council meeting held on **20 September 2016**, it was noted that there is scope to increase the budget for the public art component of this project through the City's Public Art Reserve.

This report presents an analysis of the best public art solution that will elevate the laneway to an iconic East Perth destination.

LEGISLATION / STRATEGIC PLAN / POLICY:**Integrated Planning
and Reporting
Framework
Implications****Strategic Community Plan**

Council Four Year Priorities: Perth as a Capital City
S5 Increased place activation and use of under-utilised space

DETAILS:**Final McLean Lane Concept Plan**

The McLean Lane upgrade is a project that has received community and Council support for its key objectives and outcomes, including:

- provision of alfresco dining;
- enhanced lighting;
- infrastructure to facilitate events occurring in the laneway;
- activation, crime prevention and safety;
- cultural and visual amenity through public art; and
- improved way finding.

In summary, the laneway will contribute to building a vibrant and engaging city for the community and visitors. Key components of the enhancement are detailed in Schedule 8. The laneway upgrade will complement City's Pier Street Carpark building upgrade, and the associated retail tenancy refurbishments on Murray Street. This eastern section of the City's central area will benefit greatly from these enhancements, resulting in increased pedestrian traffic, vibrancy and flow-on economic benefits.

Importantly, the redesign of the laneway will also address antisocial behaviour through:

- removing places of concealment;
- improving lighting;
- installation of CCTV;
- increasing passive surveillance through activation; and
- commissioning artwork to make walls unavailable to graffiti offenders.

Over the past decade, the City has upgraded four laneways with great success. The City's leadership and commitment to improve laneways and encourage a 'finer grain' of activities in the central city area has stimulated commercial interest in these unique spaces.

Public Art Component of the McLean Lane Enhancement Project

The current approved public art component for the laneway includes a mural on the northern elevation of the Padlock Building and a colourful artwork on the western

elevation of the Pier Street Carpark. The latter is intended to provide an engaging and vastly improved outlook for people using the laneway and for patrons using the alfresco area of the proposed café in the ground floor of 100 Murray Street, which will be located in the laneway. A current view from the future alfresco site is at Schedule 9. The current budget of \$90,000 will achieve a painted solution only, and the steel grilles along each level of the carpark will remain unchanged. While it will be an improvement, it is not an ideal solution, and will not provide the best visual amenity for café patrons.

Public Art Cost-Benefit Summary

After completing a cost-benefit summary of the public art component of the project, Officers are proposing that \$100,000 be allocated from the City's Public Art Reserve to top-up the public art budget. The additional funds would be allocated to an artistic treatment of the steel grilles, ensuring maximum visual amenity within the required technical specifications for the building. For an increase in project budget of less than 10%, the public art component will significantly increase visual and cultural amenity, elevating the laneway to an iconic destination in East Perth. A full benefits summary is as follows:

Budget	Artwork Description	Benefits
\$90,000	<ul style="list-style-type: none">• A colourful artwork on the western elevation of the Pier Street Car Park inspired by Bob McLean's second-hand furniture shop.• A mural on the northern elevation of the Padlock Building.	<ul style="list-style-type: none">• Add visual and cultural amenity.• Reference the history of the site.• Cost savings in graffiti removal.• Deter anti-social behaviour by engaging local youth in the process.
\$190,000	As above, <u>plus</u> : <ul style="list-style-type: none">• an artistic treatment of the steel grilles along each level of the carpark building (refer to Schedule 8) flowing and integrated into a painted treatment of the concrete.	As above, <u>plus</u> : <ul style="list-style-type: none">• Better integrated design solution for the carpark western elevation.• Significantly increased visual amenity for the patrons of the café alfresco.• Increased quality of public artwork, creating a unique, iconic "destination".

Artwork budgets are based on standard artist rates set by the National Association of Visual Arts (NAVA) and benchmarked against similar past projects.

FINANCIAL IMPLICATIONS:

ACCOUNT NO:	Public Art Reserve Account
BUDGET ITEM:	Public Art Reserve
BUDGET PAGE NUMBER:	30
BUDGETED AMOUNT:	\$0
AMOUNT SPENT TO DATE:	\$0
PROPOSED COST:	\$100,000
BALANCE:	\$105,764
ANNUAL MAINTENANCE:	\$ 1,900
ESTIMATED WHOLE OF LIFE COST:	\$ 20,000

All figures quoted in this report are exclusive of GST.

COMMENTS:

There are only four outdoor works of public art within central Perth to the east of Barrack Street, and this project is an ideal opportunity to enhance the visual appearance of this part of the City, and reach new audiences through new public art commissions. These public art commissions directly support the implementation of the City's Public Art Strategy, in alignment with Strategy for Delivery 3.1:

"Seek to commission new works of public art to strategically address gaps in the existing collection."

The Public Art Reserve was established in 2015 in alignment with the City's Public Art Strategy, in order to:

"Provide sufficient financial capacity to deliver new commissions of enduring public art identified in the City's draft Public Art Strategy and any associated strategic plans developed for public art."

Strategic Objective 3 of the *City of Perth Public Art Strategy* states:

"Refine and expand a people friendly City of Perth by using public art to create beautiful and surprising environments that enhance the visual quality of the City."

It is considered that the support of enduring public art outcomes proposed for McLean Lane is in alignment with the objectives of the Public Art Strategy and the purpose for which the Public Art Reserve has been established.

Moved by Cr Davidson, seconded by Cr Harley

That Council APPROVE BY ABSOLUTE MAJORITY the allocation of \$100,000 from the City's Public Art Reserve to support the commissioning of high quality works of public art as an integral part of the City's Laneways Enhancement Project – McLean Lane.

The motion was put and carried by an absolute majority

The votes were recorded as follows:

For: The Lord Mayor, Crs Adamos, Chen, Davidson, Green, Harley, Limnios, McEvoy and Yong

Against: Nil

**384/16 PROPOSED ENHANCEMENTS TO THE CITY OF PERTH
MEETING CYCLE (REVISED COUNCIL POLICY 3.6 –
ANNUAL SCHEDULE OF COUNCIL AND COMMITTEE
MEETINGS)**

BACKGROUND:

FILE REFERENCE:	P1028787
REPORTING UNIT:	Governance
RESPONSIBLE DIRECTORATE:	Corporate Services
DATE:	23 September 2016
MAP / SCHEDULE:	Schedule 10 – Revised Council Policy 3.6 – Annual Schedule of Council and Committee Meetings Schedule 11 – Proposed 2017 Meeting Cycle

The Committee recommendation to the Council for this report was resolved by the Finance and Administration Committee at its meeting held on 4 October 2016.

The Committee recommendation to the Council is the same as that recommended by the Officers.

The City of Perth currently runs a three weekly meeting cycle that has been established since 2004.

The nature and format of decision making has evolved and it is likely to continue to evolve as the pace of change increases and the City implements the organisation restructure as part of the new City of Perth.

Officers recommend that Council move to a four weekly meeting cycle that will deliver a better service to Elected Members as well as providing Officers with an improved medium to inform and seek guidance from Elected Members.

The proposed four weekly meeting cycle presents enhanced opportunities for Officers to obtain guidance from Elected Members on a range of matters which will enable projects to progress through the Committee and Council approval process more effectively.

LEGISLATION / STRATEGIC PLAN / POLICY:

Legislation Sections 5.3 and 5.4 of the *Local Government Act 1995*
Regulation 12 of the Local Government (Administration)
Regulations 1996

Integrated Planning and Reporting Framework Implications **Strategic Community Plan**
Council Four Year Priorities: Capable and Responsive Organisation
S18 Strengthen the capacity of the organisation

Policy

Policy No and Name: 3.6 – Annual Schedule of Council and Committee Meetings

DETAILS:

The City of Perth's current meeting cycle is detailed below:

Week 1

- Marketing Sponsorship & International Engagement Committee; and
- Works & Urban Development Committee.

Week 2

- Finance & Administration Committee;
- Planning Committee; and
- Design Advisory Committee.

Week 3

- Council Briefing Session; and
- Ordinary Council Meeting.

Other

- The CEO Performance Review Committee meets as required.
- The Audit and Risk Committee meet on a quarterly basis as required.

Over the years, the current meeting cycle has seen a reduction in the number of reports being presented to Council. This is the result of the introduction of a number of more effective governance practices in the organisation, which include:

Greater utilisation of Council Briefing Sessions

The use of Council Briefing Sessions allows Officers to inform and seek feedback from all Elected Members, as well as allowing Elected Members the opportunity to engage in group participation of important issues facing the City of Perth. Such feedback cannot be achieved at Committee meetings as only a third of Elected Members are in attendance.

Corporate Business Plan Reporting

The introduction of the Integrated Planning and Reporting Framework includes quarterly updates of the Corporate Business Plan to Elected Members detailing the progress of operational and capital projects. This has included Elected Member Strategy sessions and priority setting.

Enhanced Policy Making

Council is establishing greater policy development, allowing Officers to make decisions with certain parameters, thus removing the need for Committee consideration if it is in compliance with the policy.

Elected Member Portal

Information items, such as routine information reports and correspondence, are now presented on the Elected Member Portal. It is proposed to undertake further enhancements to the Elected Member Portal over the course of the next 12 months.

Impact of Influences

The above influences have resulted in some Committee Meetings having to be cancelled or holding Committee meetings with only a small number of items for Committee's consideration.

This has also seen an increasing trend of Committee Meetings being cancelled as a result of the limited number of reports.

The City of Perth has achieved a level of effectiveness that requires the meeting process to adapt to the needs of the organisation and its Elected Members. If left unchanged, the City will see an increased number of Committee Meeting cancellations and reduced number of matters in which Council meets to consider items. This would not serve in the best interests of the Community and Elected Members.

Proposed Change

Proposed Four Weekly Meeting Cycle

Week 1

Council Briefing Session (2 Hours)

Week 2

- Marketing Sponsorship & International Engagement Committee; and
- Works & Urban Development Committee.

Week 3

- Finance & Administration Committee;
- Planning Committee; and
- Design Advisory Committee.

Week 4

- Council Briefing Session (1 hour); and
- Ordinary Council Meeting.

Other

- The CEO Performance Review Committee meets as required.
- The Audit and Risk Committee meet on a quarterly basis as required.

The benefits of undertaking such a meeting cycle include:

Increase in Council Briefing Sessions

The request to inform and seek guidance from Elected Members by way of Council Briefings has exceeded the amount of time available.

In the City of Melbourne Organisational Capability Review – May 2015, one of the findings to enhance the organisation was the introduction of more “*front-end discussion by the executive with Councillors, before organisational work is undertaken on Council reports*”. Improved input from Elected Members early on in a subject matter reduces the risk of the matter being deferred or rejected by Council at the time of formal decision making.

With the addition of another dedicated Briefing Session, Officers will have greater opportunities to present to Elected Members. The current schedule only allows for one Briefing Session to be held during the current meeting cycle, which has led to a Business Unit wait time of up to four months. Often this delay impacts on a Business Units projects and the intended information sharing is done through inconsistent communication methods.

Briefings are an invaluable tool for both Officers and Elected Members, whilst it is not a decision making forum it can assist in shaping policy or direction setting on projects prior to a formal decision of Council.

The introduction of a four weekly cycle will allow for increased presentations and dialogue with key stakeholders, and also allow extra capacity for Elected Members to provide guidance on briefings they wish to be held with other important stakeholders.

Prevention of Meeting Cycle Overlap

Officers are currently faced with a meeting cycle overlap between one Council Meeting Cycle and the next. A four weekly meeting cycle prevents this overlap, and additionally allows time for some items deferred by Council to be considered with sufficient time before the next meeting cycle. Often this option is not available under the current three weekly cycle.

Greater planning for Sister City Delegations

Current inbound and outbound Sister City delegations are impacting on the existing meeting cycle. As there are no gaps within the three weekly cycle, there is no other option other than to cancel or defer Committee Meetings. A four weekly cycle allows for the organisation to utilise where appropriate the first week of the meeting cycle, which would therefore not impact Committee or Council meeting dates.

FINANCIAL IMPLICATIONS:

There will be minor operational savings from this proposal.

COMMENTS:

A transition to a four weekly cycle will have positive benefits for both Elected Members and Officers. The current system should be improved in order to effectively facilitate the expanding needs of the organisation, and reducing the risk of not providing a consistent decision making and communication process to Elected Members.

The change in Council Meeting cycles will result in meetings being better utilised and more importantly it will result in a greater number of briefings to Elected Members, allowing them to be informed on important issues regarding the City.

The change to a four weekly meeting cycle will give the organisation greater capacity to serve Councils Elected Members.

The majority of large Metropolitan Local Governments either operate on a four weekly cycle or a monthly cycle (examples include South Perth, Vincent, Belmont, Melville, Stirling and Wanneroo).

Should a four weekly cycle be considered suitable, it would be intended to be introduced from January 2017, therefore allowing Officers sufficient time to adjust project planning timeframes and for effective communication to the community.

Moved by Cr Davidson, seconded by Cr Green

That Council endorses the revised Council Policy 3.6 – Annual Schedule of Council and Committee meetings as detailed in Schedule 10.

The motion was put and carried

The votes were recorded as follows:

For: The Lord Mayor, Crs Adamos, Chen, Davidson, Green, Harley, Limnios, McEvoy and Yong

Against: Nil

WORKS AND URBAN DEVELOPMENT COMMITTEE REPORTS

385/16 TENDER 005-16/17 INSPECTION AND MAINTENANCE OF STORMWATER SYSTEMS

BACKGROUND:

FILE REFERENCE:	P1033031
REPORTING UNIT:	Street Presentation and Maintenance
RESPONSIBLE DIRECTORATE:	Construction and Maintenance
DATE:	24 August 2016
MAP / SCHEDULE:	Schedule 12 – Rates – Normal Hours Schedule 13 – Rates- Out of Hours Schedule 14 – Rates – Additional Costs Confidential Schedule 15 - Qualitative Selection Criteria Evaluation Matrix (Distributed to Elected Members under separate cover)

The Committee recommendation to the Council for this report was resolved by the Works and Urban Development Committee at its meeting held on 27 September 2016.

The Committee recommendation to the Council is the same as that recommended by the Officers.

Tender 005-16/17 Inspection and Maintenance of Stormwater Systems was advertised in the West Australian on Wednesday, 20 July 2016. Tenders closed at 2.00pm on Tuesday, 9 August 2016 with the following submissions received:

- MMM (WA) Pty Ltd; and
- Drainflow Services Pty Ltd.

LEGISLATION / STRATEGIC PLAN / POLICY:

Legislation Part 4 of the Local Government (Functions and General) Regulations 1996

Integrated Planning and Reporting Framework Implications	Strategic Community Plan Council Four Year Priorities: Living in Perth S9 Promote and facilitate CBD living
---	--

Policy

Policy No and Name: 9.7 – Purchasing Policy

DETAILS:

Tenderers were required to address all selection criteria in detail to demonstrate both their experience and ability to undertake inspections of and repairs to stormwater systems and to submit a Form of Tender that included a Schedule of Rates. The criteria were:

- Experience with Similar Works;
- Support Resources;
- Financial Capacity/Ongoing Viability;
- Safety Management Procedures;
- Disposal of Waste Water /Debris;
- Reporting Methodology; and
- Price.

The two submissions were assessed individually and ranked in order of merit according to the criteria with particular emphasis on relevant experience, safety management procedures and support resources.

Based on the selection criteria, the submissions were ranked as follows:

1. Drainflow Services Pty Ltd

The submission from this company was considered fair with some minor deficiencies, particularly in respect to reporting methodology. The company does substantial work of a similar nature for numerous local governments and is the City's current service provider. Drainflow Services Pty Ltd supplied the most competitive pricing for the majority of line items particularly those that are utilised by the City regularly.

2. MMM (WA) Pty Ltd

This company provided a fair offer with some deficiencies across all criteria. MMM have completed numerous stormwater drainage construction contracts with other local governments but did not provide evidence of undertaking services similar to those required under this tender. As evidenced in the Schedules, submitted prices were generally the most expensive offered particularly those that are regularly utilised by the City of Perth.

FINANCIAL IMPLICATIONS:

ACCOUNT NO:	Various Operating Accounts
BUDGET ITEM:	Transport – Streets, Roads, Bridges, Depots – Drainage - Roads
BUDGET PAGE NUMBER:	N/A
BUDGETED AMOUNT:	\$1,628,423
AMOUNT SPENT TO DATE:	\$ 100,424
PROPOSED COST:	\$ 200,000
BALANCE:	\$1,327,999
ANNUAL MAINTENANCE:	N/A
ESTIMATED WHOLE OF LIFE COST:	N/A

All figures quoted in this report are exclusive of GST.

Based upon current pricing for the four most commonly utilised line items, prices offered by the recommended service provider range from a decrease of 32% (Item 3.1 of Schedule 12) to an increase of 1% (Item 1.1 of Schedule 12).

Financial and Occupational Health and Safety assessments of the recommended tenderer were undertaken with positive outcomes.

COMMENTS:

Drainflow Services Pty Ltd has the necessary resources and experience to fulfil the requirements of the City of Perth as specified in the tender documents. The company is the City's current service provider and has undertaken these works satisfactorily over the previous five years. It is therefore recommended that the tender from Drainflow Services Pty Ltd be accepted for a period of three years effective from Thursday, 20 October 2016 with the option to extend for a further two years.

Moved by Cr Limnios, seconded by Cr McEvoy

That Council:

- 1. approves the most suitable tender, being that submitted by Drainflow Services Pty Ltd, for the inspection and maintenance of stormwater systems for a period of three years commencing on 20 October 2016 with the option to extend for a further two years at the rates supplied in Schedule 12 'Rates – Normal Hours,' Schedule 13 'Rates – Out of Hours' and Schedule 14 ' Rates – Additional Costs' for the first year with each subsequent year increase based upon the Consumer Price Index for the preceding year; and***
- 2. authorises the Chief Executive Officer to enter into a contract/s, for the provision of the services.***

The motion was put and carried

The votes were recorded as follows:

For: The Lord Mayor, Crs Adamos, Chen, Davidson, Green, Harley, Limnios, McEvoy and Yong

Against: Nil

6.27pm Crs Adamos, Chen, Davidson and Yong previously disclosed a Direct Financial Interest in Item 386/16 (detailed at Item 369/16) and departed the meeting.

OTHER REPORTS

386/16 EVENT SPONSORSHIP (PARTNERSHIP) – HOPMAN CUP 2017

BACKGROUND:

FILE REFERENCE:	P1032438-03
REPORTING UNIT:	Business Support and Sponsorship
RESPONSIBLE DIRECTORATE:	Economic Development and Activation
DATE:	9 September 2016
MAP / SCHEDULE:	N/A

This report was submitted directly to Council due to the financial interests of the members of the Marketing, Sponsorship and International Engagement Committee.

The Hopman Cup is an annual international team tennis tournament founded by Paul McNamee and Charlie Fancutt in 1989 and held in Perth annually.

Matches are played on a hard court, and the event was hosted by the Burswood Dome until 2013 when the event moved to Perth Arena. The event is now managed by Tennis Australia as part of the Australian Open Series of events.

Tennis Australia is the governing body of tennis in Australia. The organisation aims to provide increased opportunities for people to play tennis more often. In addition, the three strategic goals of the company are one million registered players, one million engaged fans and one Grand Slam champion.

Summary of Event:

A sponsorship request has been received from Tennis Australia for cash sponsorship of \$100,000 for the Hopman Cup 2017. The event will be held at Perth Arena from Sunday, 1 January to Saturday, 7 January 2017.

The Hopman Cup is an international tennis tournament. Nations are selected annually to compete in the event, with teams consisting of one male player and one female player. Each match up between two teams at the championship consists of:

- one women's singles match;
- one men's singles match; and
- one mixed doubles match.

The leading teams in each group, after three 'round robin' matches, qualify for the final, and for prize money of \$1 million.

The Hopman Cup is a sanctioned event on the calendar of the International Tennis Federation but individual player results are not included in the calculation of the tennis world rankings. The competition receives extensive television coverage in Australia and is an important lead up tournament to the Australian Open each January. Organisers advise that its position as the first international sporting event of the year provides a unique point of difference for promotion.

The 2016 event had an attendance of 96,146. This is the second largest attendance in the event's history. Organisers advise that the 2016 event saw a 24% increase in domestic viewership and a 48% increase in global viewership.

Not all players for the 2017 event have been confirmed, however earlier in 2016, Tennis Australia announced former world number one Roger Federer as a player, and they believe that attendance for the 2017 event will have record numbers due to his inclusion.

In the lead up to the start of the Hopman Cup 2017, organisers will present several community activations in the City including at the Hawkers Market, Christmas Pageant and Perth Home Grown. In addition, organisers will hold the official Hopman Cup Launch event in Forrest Place.

Funding

Tennis Australia has requested cash sponsorship of \$100,000 for this event. They currently have sponsorship contracts in place with several supporters, including Tourism WA, Emirates, NAB and Woolworths, and are in negotiations with additional sponsors. Investment levels for these sponsorships have not been provided to the City of Perth as they are confidential.

The City of Perth no longer accepts corporate hospitality as part of a sponsorship agreement. Therefore the quoted cost of associated hospitality has been deducted from the requested sponsorship amount.

The following table shows the City's previous sponsorship of the Hopman Cup.

Year	Amount (excluding GST)
2011/12	\$50,000
2012/13	\$100,000
2013/14	\$110,000
2014/15	\$110,000
2015/16	\$100,000
2016/17	\$95,380(<i>recommended</i>)

LEGISLATION / STRATEGIC PLAN / POLICY:**Integrated Planning
and Reporting
Framework
Implications****Strategic Community Plan**

Council Four Year Priorities: Perth as a Capital City
S6 Maintain a profile and reputation for Perth as a city
that is attractive for investment

Policy

Policy No and Name: 18.8 - Provision of Sponsorship and Donations

DETAILS:**Acquittal**

A post-event report for the 2016 event has been received by the City of Perth and is available within the Elected Member Portal (TRIM 60689/16).

Key statistics from the report include:

- 26% of the event attendees were first time attendees;
- a 48% increase in global viewership of the event;
- two Australian teams for the first time;
- second highest attendance in the event history; and
- eleven top 50 players and two top ten players.

The acquittal report is considered to demonstrate a satisfactory acquittal of the City's previous funding.

Eligibility for Sponsorship:

Criterion	Satisfied
The total value of the event exceeds the sponsorship requested.	Yes
The event takes place within a public space in the City.	No

Assessment of Application (Partnership):**1. Contribution of the event to the economy of the city.**

Economic Modelling for the event shows that the expected economic output for the event is \$29.57 million. This is a return on investment for the requested level of sponsorship of 1:310.

2. Has a significant national or international profile or the potential to develop it.

The Hopman Cup has a significant international profile and a global viewership. It is arguably the highest profile sporting event held annually in Western Australia. The 2017 event will include Roger Federer leading the Swiss team, which will enhance the events profile and international appeal. Organisers are

currently working with key tour operators across national and international markets to develop packaged itineraries to increase visitation to Perth incorporating the Hopman Cup experience.

3. Contributes towards the achievement of one or more of the City's marketing objectives:

- to position the city as a city of regional and international significance;

The event is a high profile tennis tournament with international media coverage. It is the first international tennis tournament held each year.

- to increase visitation to the city;

The event increases visitation to the city, with over 100,000 people anticipated to attend the event. Organisers will promote City of Perth Parking as the preferred parking partner for the event.

- to increase economic investment in the city;

The event will generate an estimated \$29.57 million in economic investment for the city.

- to create a vibrant, energetic 24 hour city.

The event will create vibrancy in the city over the first week in the new year and during school holidays.

4. Preference will be given to events which provide free attendance.

Whilst the event is not free to the public to attend, organisers present price packages to make it attractive and affordable for families to attend, including \$10 tickets for kids.

5. Preference will be given to events which will be held exclusively in the city.

The event will be held exclusively in the city.

6. Benefits to be provided to the City of Perth.

The benefits provided to the City are detailed in the recommendation section of this report.

Event Sponsorship Category:

- *Major Civic Partnership – Three to five years funding commitment, \$50,000, plus CPI;*

- *State and National – Three years funding commitment, less than \$50,000, plus CPI;*
- *Annual – Annual or historic funding, less than \$20,000; and*
- *Start-Up/One-Off – Once only funding, less than \$15,000.*

The applicant is considered eligible for event sponsorship under the Major Civic Partnership category, in accordance with Policy 18.8 – Provision of Sponsorship and Donations.

Classifications are indicative only and subject to annual consideration.

FINANCIAL IMPLICATIONS:

ACCOUNT NO:	9386 5000 7901
BUDGET ITEM:	Recreation and Culture – Other Culture – Other Cultural Activities
BUDGET PAGE NUMBER:	85
	BUDGET ITEM
BUDGETED AMOUNT:	\$442,311
AMOUNT SPENT TO DATE:	\$105,000
PROPOSED COST:	\$95,380
BALANCE:	\$241,931

All figures quoted in this report are exclusive of GST.

COMMENTS:

The Hopman Cup is a high profile event which showcases the city to a national and international audience, and positions the city as a destination for world class sporting events. The event draws a significant attendance to the city over a period of time when many city workers are enjoying annual holidays, which is a boost to the local business economy.

As the City's highest profile sponsorship with a global media coverage audience of over 845 million, the City is now ideally placed to effectively leverage the sponsorship to ensure significant returns on investment. The sponsorship strategy for this event has moved from a focus on ticketing, hospitality and crest exposure to provision of exclusive content for the City's social media channels, free community events and promotion of City of Perth Parking in order to generate additional revenue for the City of Perth and activation within Perth Arena.

It is recommended that the Council approves sponsorship of \$95,380 (excluding GST).

Moved by Cr Green, seconded by Cr Limnios

That Council:

- 1. approves Cash Sponsorship of \$95,380 (excluding GST) to Tennis Australia to present the 2017 Hopman Cup to be held Sunday, 1 January to Saturday, 7 January 2017;*
- 2. notes that the event organisers will provide the following sponsorship benefits to the City of Perth:*
 - 2.1 the City of Perth to be recognised as an Official Partner for the duration of the event;*
 - 2.2 the City of Perth crest to appear on the following:*
 - 2.2.1 LED court signage, located in two corners, east and west sides on the ball guards;*
 - 2.2.2 colour LED signage around the entire courtside ball guards, in rotation, during breaks in play;*
 - 2.2.3 on the main scoreboard in the Sponsor logo rotation;*
 - 2.2.4 8 second promotional space, on rotation, on Perth arena internal LED screens during the event;*
 - 2.2.5 on the official Hopman Cup website;*
 - 2.3 one full page colour advertisement in the official Hopman Cup program;*
 - 2.4 an opportunity for the City of Perth to provide five survey questions for the post-event survey;*
 - 2.5 the City of Perth to have access to post event research for the event;*
 - 2.6 five Hopman Cup community tennis activations to be held in the city during the lead up to Hopman Cup 2017, with associated social media;*
 - 2.7 the City of Perth to provide a 30 second television commercial to be played on the big screen on rotation at the event;*
 - 2.8 an opportunity for the City of Perth to access international Tennis Talent for exclusive video content to be used on social media and digital platforms;*

(Cont'd)

- 2.9** *the City of Perth to activate internally at Perth Arena for the duration of the tournament with the size and location to be agreed between Tennis Australia and the City of Perth;*
- 2.10** *City of Perth Parking to be promoted as the exclusive parking partner for the event, including on all tournament promotion*
- 3.** *a detailed acquittal report, including all media coverage obtained, by 31 May 2017.*

The motion was put and carried

The votes were recorded as follows:

For: The Lord Mayor, Crs Green, Harley, Limnios and McEvoy

Against: Nil

6.28pm Cr Adamos, Chen, Davidson and Yong returned to the meeting.

387/16 CITY OF PERTH – INDEPENDENT AUDIT OF OPERATIONS

BACKGROUND:

FILE REFERENCE:	P1000838-4
REPORTING OFFICER:	Director Economic Development and Activation
REPORTING UNIT:	Chief Executive Officer
RESPONSIBLE DIRECTORATE:	Chief Executive Officer
DATE:	14 September 2016
MAP / SCHEDULE:	N/A

This report was submitted directly to Council due to limited time being available to consider the matter.

External audits are widely regarded as an essential tool for ensuring organisations are meeting their legal, governance, financial and other compliance requirements, and to identify ways to improve performance in these and a range of other areas.

In a local government context, external audits are typically designed to review processes and decision-making, along with legal, governance, social and ethical responsibilities. External audits may also review asset management and procurement processes.

The City currently undertakes mandatory annual audits of its financial accounts and financial management systems as required by the *Local Government Act 1995*.

An increased level of oversight and rigour, additional to audits and reporting that are mandated through legislation, is aligned to the City's commitment to lead the Western Australian local government sector in the areas of governance and transparency, and in doing so to deliver to the City's ratepayers, stakeholders and the community assurance that the City is providing valuable services at least cost and optimum efficiency.

Since January 2016, the City has initiated and implemented a number of additional transparency measures, primarily in the interest of better serving ratepayers and the community. They include:

1. Discontinuing the practice of accepting bulk ticket and hospitality packages as part of sponsorship arrangements;
2. Publishing online travel and gift registers for Elected Members and staff with Delegated Authority;
3. Facilitating the preparation of reports by Elected Members and officers for all conferences and speaking engagements attended in an official capacity;
4. Uploading of audio recordings of Council meetings to the City's website the day after the meeting;
5. An online travel register, updated monthly;
6. The necessity for any Elected Member's or officer's travel paid for by a third party to be approved by Council;
7. Maintaining a register that lists all declared interests of Elected Members and officers; and
8. A review of the composition of the City's Audit and Risk Committee.

It is proposed that in order to build on the City's progress in reforming its governance and transparency, to provide a baseline for its performance in these areas, and to identify opportunities across the organisation for further improvement, a comprehensive organisational audit be conducted by an external audit firm.

LEGISLATION / STRATEGIC PLAN / POLICY:

Legislation	Section 3.57 of the <i>Local Government Act 1995</i> Part 4 of the <i>Local Government (Functions and General) Regulations 1996</i> Part 7 of the <i>Local Government (Audit) Regulations 1996</i>
Integrated Planning and Reporting Framework Implications	Strategic Community Plan Council Four Year Priorities: Capable and Responsive Organisation S18 Strengthen the capacity of the organisation.

Policy

Policy No and Name: 9.7 - Purchasing

DETAILS:

An organisational audit has been identified as a key deliverable for the City's new Chief Executive Officer, who was formally appointed following a unanimous vote by Council on 1 September 2016.

It is proposed the Chief Executive Officer conduct a public Request for Tender process in accordance with Council Policy 9.7 and Part 4 of the *Local Government (Functions and General) Regulations 1996* for a suitably qualified and credentialed audit firm to conduct a comprehensive audit of the City's operations, including – but not limited to – the City's procurement processes, compliance with the Local Government Act and other relevant legislation, governance and decision making processes, business structure and performance measurement, and reporting processes.

The tender specifications, and consequent evaluation criteria, will include:

- Development of a Terms of Reference for the Audit, in consultation with Council and Administration;
- The proposed audit team, including curriculum vitae, experience and credentials;
- An audit communications plan (internal and external);
- Proposed methodology/ies, a timeframe for delivery, key milestones and cost;
- The provision of updates to Council and the Executive Leadership Group as milestones are achieved;
- Reporting and implementation; and
- Provisions for continuous business support.

It is understood, based on feedback from the WA Local Government Association (WALGA), the peak body representing Western Australia's 138 Local Governments, that the proposed City of Perth organisational audit is sector-leading and will be the first of its kind in Western Australian local government.

WALGA has offered its strong endorsement for the audit. The City will work with WALGA and other key State Government and industry stakeholders as administration develops the audit, then communicates its findings to stakeholders, ratepayers and the broader community.

Fundamental to the success of the organisational audit is a 'whole of organisation' commitment to accepting its findings, embracing all opportunities for operational improvement identified through the audit and implementing the audit recommendations to their fullest extent.

While led by administration, the audit represents the shared goal of Council and the City's 700 staff to delivering the highest standards of transparency, governance and value for money to the City's stakeholders, ratepayers and the community.

FINANCIAL IMPLICATIONS:

Costs associated with the conduct of the audit will be funded through organisational operational savings and will be adjusted in the 2016/2017 mid-year budget review.

COMMENTS:

As the Capital City of Western Australia, the City of Perth is committed to working as a team to deliver the services, infrastructure and amenity rightfully expected by its stakeholders, ratepayers and the community.

Fundamental to the City's ability to deliver on these objectives is an obligation to meet and exceed the requirements of the *Local Government Act 1995* through sector-leading governance and transparency.

The City has demonstrated its commitment to achieving this through a range of enhanced transparency measures, implemented since January 2016.

An external audit of the City's legal, governance, financial and other compliance requirements, that includes identify ways to improve performance in these and a range of other areas, is strongly recommended and endorsed as key to continuing this commitment.

Moved by Cr Davidson, seconded by Cr Adamos

That Council by an ABSOLUTE MAJORITY:

- 1. authorises the Chief Executive Officer to engage an external audit agency through a public tender process, to conduct a comprehensive audit of the City's operations, including – but not limited to – the City's procurement processes, compliance with legislation, governance and decision making processes, finance and financial systems, business structure and performance measurement, and reporting processes; and***
- 2. authorises the Chief Executive Officer to liaise with the appointed external audit agency and Council to develop Terms of Reference for the organisational audit, to be formally endorsed by Council once prepared.***

The motion was put and carried by an absolute majority

The votes were recorded as follows:

For: The Lord Mayor, Crs Adamos, Chen, Davidson, Green, Harley, Limnios, McEvoy and Yong

Against: Nil

388/16 APPOINTMENT OF EXTERNAL AUDITOR

BACKGROUND:

FILE REFERENCE:	P1032877
REPORTING UNIT:	Finance
RESPONSIBLE DIRECTORATE:	Corporate Services
DATE:	10 October 2016
MAP / SCHEDULE:	N/A

This report was submitted directly to Council due to limited time being available to consider the matter.

The Audit and Risk Committee recommended the acceptance of Grant Thornton Australia Limited tender for audit services at its meeting held on 8 August 2016. This recommendation was resolved by Council on **30 August 2016**.

LEGISLATION / STRATEGIC PLAN / POLICY:

Legislation	Section 7.3 of the <i>Local Government Act 1995</i> Part 4 of the <i>Local Government (Functions and General) Regulations 1996</i> Part 7 of the <i>Local Government (Audit) Regulations 1996</i>
--------------------	---

Integrated Planning and Reporting Framework Implications	Strategic Community Plan Council Four Year Priorities: Capable and Responsive Organisation
---	--

Policy

Policy No and Name: 9.7- Purchasing

DETAILS:

On 30 August 2016, Council accepted the tender of Grant Thornton for the provision of Audit Services. Section 7.3(b) of the *Local Government Act 1995* requires a Local Government to appoint a person to be its auditor who is a registered company auditor. Grant Thornton Australia Limited is defined as authorised audit company, not a registered company auditor. Patrick Warr an audit partner of Grant Thornton Australia Limited, is the registered company auditor who should have been

referenced in the report in order to make an effective audit appointment. This report has been tabled to rectify this procedural oversight.

FINANCIAL IMPLICATIONS:

ACCOUNT NO:	CL50B 21000 7243
BUDGET ITEM:	Public Notices and Tenders
BUDGET PAGE NUMBER:	50
BUDGETED AMOUNT:	\$ 50,000
AMOUNT SPENT TO DATE:	\$ NIL
PROPOSED COST:	\$ 47,000
BALANCE:	\$ 3,000

ANNUAL MAINTENANCE:	N/A
ESTIMATED WHOLE OF LIFE COST:	N/A

All figures quoted in this report are exclusive of GST.

COMMENTS:

Although the City accepted the tender of Grant Thornton Australia Limited for the provision of Audit Services under the *Local Government Act 1995* this did not constitute the formal appointment of an auditor.

Moved by Cr Davidson, seconded by Cr Yong

That Council by an ABSOLUTE MAJORITY DECISION appoints Patrick Warr of Grant Thornton Australia Limited as the City's auditor for the 2015/16 and 2016/17 financial years with a one year option for the 2017/18 financial year.

The motion was put and carried by an absolute majority

The votes were recorded as follows:

For: The Lord Mayor, Crs Adamos, Chen, Davidson, Green, Harley, Limnios, McEvoy and Yong

Against: Nil

389/16 MOTIONS OF WHICH PREVIOUS NOTICE HAS BEEN GIVEN
Nil

390/16 URGENT BUSINESS
Nil

391/16 CLOSE OF MEETING

6.31pm The Lord Mayor declared the meeting closed.



CITY of PERTH

COUNCIL MINUTES

11 OCTOBER 2016

**THESE MINUTES ARE HEREBY CERTIFIED AS
CONFIRMED**

**PRESIDING MEMBER'S
SIGNATURE**

DATE:-----

INDEX

Item	Description	Page
362/16	PRAYER	1
363/16	DECLARATION OF OPENING	1
364/16	APOLOGIES	1
365/16	QUESTION TIME FOR THE PUBLIC	2
366/16	MEMBERS ON LEAVE OF ABSENCE AND APPLICATIONS FOR LEAVE OF ABSENCE	3
367/16	CONFIRMATION OF MINUTES	3
368/16	ANNOUNCEMENTS BY THE LORD MAYOR	3
369/16	DISCLOSURE OF MEMBERS' INTERESTS	4
370/16	QUESTIONS BY MEMBERS OF WHICH DUE NOTICE HAS BEEN GIVEN	4
371/16	CORRESPONDENCE	5
372/16	PETITIONS	5
373/16	MATTERS FOR WHICH THE MEETING MAY BE CLOSED	5
PLANNING COMMITTEE REPORTS		
374/16	HAY AND MURRAY STREET MALLS – PROPOSED THIRD PARTY ADVERTISING TO NEW TELSTRA PAY PHONES	6
MARKETING, SPONSORSHIP AND INTERNATIONAL ENGAGEMENT COMMITTEE REPORTS		
375/16	ARTS AND CULTURAL SPONSORSHIP 2016/17 – ASSOCIATE PARTNERSHIP – PERTH INSTITUTE OF CONTEMPORARY ARTS	18
376/16	ARTS AND CULTURAL SPONSORSHIP 2016/17 – ASSOCIATE PARTNERSHIP – BLACK SWAN STATE THEATRE COMPANY – 2017 SEASON	27
377/16	ARTS AND CULTURAL SPONSORSHIP 2016/17 – ASSOCIATE PARTNERSHIP – THE CONTEMPORARY DANCE COMPANY OF WESTERN AUSTRALIA	37
378/16	THREE YEAR PARTNERSHIP – VOLUNTEERING WA INC. - HOMELESS CONNECT PERTH	50

Item	Description	Page
379/16	CITY OF PERTH PARKING PARTNERSHIP 2016/17 - ROE STREET CAR PARK USE OF ROOFTOP FOR ARTRAGE ROOFTOP MOVIE	57
380/16	ARTS AND CULTURAL SPONSORSHIP 2016/17 – MAJOR PARTNERSHIP – ARTRAGE INC. 2017 FRINGE WORLD FESTIVAL	62
FINANCE AND ADMINISTRATION COMMITTEE REPORTS		
381/16	PAYMENTS FROM MUNICIPAL AND TRUST FUNDS – AUGUST 2016	74
382/16	FINANCIAL STATEMENTS AND FINANCIAL ACTIVITY STATEMENT FOR THE PERIOD ENDED 31 AUGUST 2016	75
383/16	ALLOCATION OF FUNDS FROM PUBLIC ART RESERVE TO SUPPORT PUBLIC ART OUTCOMES IN MCLEAN LANE UPGRADE	77
384/16	PROPOSED ENHANCEMENTS TO THE CITY OF PERTH MEETING CYCLE (REVISED COUNCIL POLICY 3.6 – ANNUAL SCHEDULE OF COUNCIL AND COMMITTEE MEETINGS)	81
WORKS AND URBAN DEVELOPMENT COMMITTEE REPORTS		
385/16	TENDER 005-16/17 INSPECTION AND MAINTENANCE OF STORMWATER SYSTEMS	86
OTHER REPORTS		
386/16	EVENT SPONSORSHIP (PARTNERSHIP) – HOPMAN CUP 2017	90
387/16	CITY OF PERTH – INDEPENDENT AUDIT OF OPERATIONS	96
388/16	APPOINTMENT OF EXTERNAL AUDITOR	100
389/16	MOTIONS OF WHICH PREVIOUS NOTICE HAS BEEN GIVEN	101
390/16	URGENT BUSINESS	101
391/16	CLOSE OF MEETING	102

Minutes of the **Ordinary Meeting** of the Council of the City of Perth held in the Council Chamber, Ninth Floor, Council House, 27 St Georges Terrace, Perth, on **Tuesday, 11 October 2016.**

Presiding: The Rt Hon Lord Mayor, Ms Lisa-M. Scaffidi

Councillors Present: Adamos, Chen, Davidson, Green, Harley, Limnios, McEvoy and Yong

In Attendance:

Martin Mileham	-	Chief Executive Officer
Robert Mianich	-	Director Corporate Services
Rebecca Moore	-	Director Community and Commercial Services
Nathan Ahern	-	Acting Director Construction and Maintenance
Erica Barrenger	-	Acting Director City Planning and Development
Margaret Smith	-	Manager Development Approvals
Mark Ridgwell	-	Manager Governance
Paul Anastas	-	Personal Aide to the Lord Mayor
Cathryn Clayton	-	Governance Electoral Officer

Observers:

Eleven members of the public.
Three members of the press.
Two members of the staff.

362/16 PRAYER

The Lord Mayor took the Chair and the prayer was read by the Chief Executive Officer.

363/16 DECLARATION OF OPENING

6.07pm The Lord Mayor declared the meeting open.

364/16 APOLOGIES

Nil

365/16 QUESTION TIME FOR THE PUBLIC

The Chief Executive Officer advised that the following questions had been received. Questions received from Mr Graham Hansen of 3/17 Shenton Street, NORTHBRIDGE WA 6003 (TRIM 178905/16).

Question :	First question is to the Lord Mayor: I understand that you donated a gift to Lily Chen's election campaign for the Liberal Party in the seat of Mirrabooka. What was the value of the gift and will it mean that Councillor Chen is conflicted and therefore unable to vote on matters before the City of Perth, such as the upcoming heritage listing of your building on Wellington Street?
Response:	The Lord Mayor responded that her husband had donated some pottery items of which the actual cost to him was \$75.
Question:	Second question is for Councillor Chen: Have you made disclosures to the City of Perth about donations you have received in conjunction with your campaign for the seat of Mirrabooka with the Liberal Party and has the administration at the City of Perth advised you that you need to disclose these donations as gifts?
Response:	Cr Chen advised that she had disclosed the donations by completing the disclosure of interest form and had submitted it to the City of Perth.

Questions received from Mr Ben J Colins of 604/251 Hay Street EAST PERTH WA 6004 (TRIM 178938/16).

Question :	Lord Mayor as you are aware a decision from SAT relating to your various transgressions as Lord Mayor is now imminent. What will you do if you are found to be in breach and either fined or suspended? Will you finally resign?
Response:	The Lord Mayor advised that she would take the question on notice as the matter is pending before SAT.
Question:	Lord Mayor I was disturbed to read in the media that you have accepted a gift from a property developer that I believe involved an all-expenses paid holiday in Broome around the same time that the very same property developer was seeking a grant from your Council of nearly \$200,000. I am amazed that I haven't heard any more about this matter. Can you confirm that you voted in favour of this grant being awarded to that property developer and if so do you believe that a gift of this nature might fall into the category of a prohibited gift in accordance with the rules and laws that govern Councillors activities?

Response:	The Lord Mayor advised that the matter had been fully explored by SAT and that there are no findings of dishonesty or corruption and to stay tuned for the next episode.
------------------	--

Questions received from Mr Neil Smithson of 10 Ballater Heights, BIBRA LAKE WA 6163 (TRIM 179263/16).

Question :	Does Council have a Bicentennial Planning Committee, and does it have a capital reserve funding account to support future commemorations/ celebrations?
Response:	The Chief Executive Officer advised that the City's Corporate Business Plan, under the section 'Perth as a Capital City' – Item 6.3, has a line item for the administration which in part reads 'the support of the development of 2029 initiative'. This continues within the Business Plan and we will provide the detail of this to Mr Smithson in our response to him following the meeting.

366/16 MEMBERS ON LEAVE OF ABSENCE AND APPLICATIONS FOR LEAVE OF ABSENCE

Nil

367/16 CONFIRMATION OF MINUTES

The minutes of the Ordinary Meeting of the Council held on 20 September 2016 were submitted for consideration.

Moved by Cr Davidson, seconded by Cr Harley

That the minutes of the Ordinary Meeting of the Council held on 20 September 2016, be confirmed as a true and correct record.

The motion was put and carried

The votes were recorded as follows:

For: The Lord Mayor, Crs Adamos, Chen, Davidson, Green, Harley, Limnios, McEvoy and Yong

Against: Nil

368/16 ANNOUNCEMENTS BY THE LORD MAYOR

The Lord Mayor advised that a late Item titled "Appointment of External Auditor" would be considered as Item 15 on the Agenda this evening. It was distributed to Elected Members under separate cover.

The Lord Mayor presented the City of Perth Heritage Award 2016.

For the Conservation / Restoration of St Georges College

In attendance representing St Georges College and to accept the Award and cheque for \$10,000 were Mr Ian Hardy and Dr Peter Hopwood.

369/16 DISCLOSURE OF MEMBERS' INTERESTS

The following Members disclosed an interest:

Member Officer	/ Minute No.	Item Title.	Nature / Extent of Interest
Cr Adamos	386/16	Item 13 - Event Sponsorship (Partnership) – Hopman Cup 2017	Direct Financial Interest – Nature: Received tickets to Hopman Cup events in past 12 months and used the tickets to host stakeholders of the City. Extent: Approximately \$1152 in value
Cr Chen	386/16	Item 13 - Event Sponsorship (Partnership) – Hopman Cup 2017	Direct Financial Interest – Nature: Received tickets to Hopman Cup events in past 12 months and used the tickets to host stakeholders of the City. Extent: Approximately \$480 in value
Cr Davidson	386/16	Item 13 - Event Sponsorship (Partnership) – Hopman Cup 2017	Direct Financial Interest – Nature: Attended Hopman Cup events in past 12 months – hosted key City stakeholders. Extent: Approximately \$1152 in value
Cr Yong	386/16	Item 13 - Event Sponsorship (Partnership) – Hopman Cup 2017	Direct Financial Interest – Nature: Corporate box for stakeholders Extent: Approximately \$1152 in value

370/16 QUESTIONS BY MEMBERS OF WHICH DUE NOTICE HAS BEEN GIVEN

Nil

371/16 CORRESPONDENCE

Nil

372/16 PETITIONS

Nil

373/16 MATTERS FOR WHICH THE MEETING MAY BE CLOSED

The Chief Executive Officer advised that Schedules 5 and 15 associated with 380/16 and 385/16 are CONFIDENTIAL in accordance with Sections 5.23(2)(e)(ii) and (e)(iii) of the *Local Government Act 1995*.

Therefore, should a Member wish to discuss the content of the Schedules relevant to these Items, it was recommended that Council resolve to close the meeting to members of the public before discussion of the Item.

PLANNING COMMITTEE REPORTS

374/16 HAY AND MURRAY STREET MALLS – PROPOSED THIRD PARTY ADVERTISING TO NEW TELSTRA PAY PHONES

BACKGROUND:

SUBURB/LOCATION:	Hay and Murray Street Malls
FILE REFERENCE:	DA2016/5274
REPORTING UNIT:	Development Approvals
RESPONSIBLE DIRECTORATE:	Planning and Development
DATE:	19 September 2016
MAP / SCHEDULE:	Schedule 1 – Map of locations of proposed signage Schedule 2 – Proposed signage and mock ups for Locations 2 and 4 Schedule 3 – Signage specifications
LANDOWNER:	City of Perth
APPLICANT:	Urbis Pty Ltd
ZONING:	(MRS Zone) Central City Area Zone (City Planning Scheme Precinct) – Precinct 5 Citiplace (City Planning Scheme Use Area) – Central City Area Zone
APPROXIMATE COST:	Nil

The Committee recommendation to the Council for this report was resolved by the Planning Committee at its meeting held on 4 October 2016.

The Committee recommendation to the Council is the same as that recommended by the Officers.

Planning Committee Meeting Note:

The Planning Committee noted that Officers will work with the applicant to investigate options regarding tenure arrangements for the commercial advertising on the phone booths within the mall reserves.

HISTORY:

On 31 July 2006, a development application was lodged with the City of Perth to permit third party advertising on 54 Telstra telephone phone booths and pedestals in

41 locations. The Council did not support the third party advertising for the following reasons:

- “1. the proposed signage would add to the visual clutter of the locality;*
- 2. the proposed signage would add to the proliferation of phone booths and advertising;*
- 3. the proposed signage would create maintenance concerns.”*

Following a State Administrative Tribunal (SAT) mediation session, the applicant submitted revised details for a number of the proposed sign locations. At its meeting held on **12 December 2006**, Council considered this revised proposal and resolved to advise the SAT that it did not support the application for third party advertising on the existing and new telephone pedestals in the Perth Central Area for the reason that the proposed signage was in contradiction of the Council's Sign Policy.

As a consequence of the Council's rejection of the revised proposal, the SAT heard an appeal on 27 to 29 February 2007 and delivered its decision on 2 April 2007 dismissing the applicant's application for review. The SAT was of the opinion that the application would involve a form of development which is uncharacteristic of each locality and which would diminish the character and amenity of each area. The applicant subsequently appealed this decision to the Supreme Court which was also dismissed.

In December 2014, a development application (DA2014/5404) was lodged with the City of Perth to permit third party advertising signs on 16 Telstra phone booths at nine locations in the Perth CBD. The application was given temporary approval for a period of six months by the Council at its meeting held on **17 March 2015**, subject to various conditions.

The signs were subsequently installed on 1 November, 2015, and upon impending expiry of the approval, an amendment to the development approval was approved under delegated authority (DA2016/5131) extending the approval period for a further three months until 1 August 2016. It is noted that one sign was removed due to CCTV sightline issues during the trial period.

DETAILS:

The application seeks approval for the permanent installation of new technology third party advertising signs within the City of Perth. The proposal includes installing a total of 12 new phone booths that incorporate digital advertising signage at a total of six locations. The six sites are located within the Hay, and Murray Street Malls (refer to Schedule 1). These booths will replace booths which were approved to have third party advertising displayed as part of the previous advertising trial.

Renders of the proposed booths have been provided by the applicant (refer to Schedule 3). The new booths, which will replace existing booths in the below locations, will be provided with the following components:

- New phone and booth infrastructure;

- USB charger;
- 32" (396mm x 703mm) Telstra information display on the front above the phone element; and
- 75" (1595mm x 897mm) LCD screen on the rear of the booth to display advertising.

The applicant has also advised that the new phones booths will only be installed if they can display third party advertising. While this proposal to upgrade a number of existing phone booths to digital signage in the Perth CBD is the first in Perth, this transition is occurring on a national and international basis with Adbooth involved in similar planning proposals which have been approved in Barcelona, Paris, and Kingston Upon Thames (United Kingdom). At a national level the expansion has been undertaken in Melbourne and Brisbane.

Each sign display will have dimensions of approximately 1,687mm x 970mm, and be included within a Rimex stainless steel frame with toughened glass. The signage panels do not extend visually beyond the extent of the proposed phone booth structures, and are completely integrated and flush with the design (refer to Schedule 3).

The signage is proposed to be digital animated (video) signage. Advertising content will be modified remotely and will change frequently.

The six locations (12 telephones) of the proposed Telstra public telephones and signage are listed below:

No.	Location Description	Existing	Proposed	Signs Proposed
1	Opposite 622-634 Hay Street Mall (David Jones).	1 phone booth, facing west, with sign behind outside 612 Hay Street Mall to be relocated.	Relocate 2 upgraded phone booths (1 west, 1 east), with sign behind each.	2
2	701 Hay St Mall (Outside Witchery Enex 100, opposite Carillon City) (South side of mall)	2 phone booths (1 east, 1 west), with sign behind each.	2 upgraded phone booths. Maintain existing orientation.	2
3	Outside 712-720 Hay Street Mall (Target). Northern side of mall	2 phone booths (1 west, 1 east), with sign behind each outside 729 Hay Street Mall to be relocated	Relocate 2 upgraded phone booths (1 west, 1 east), with sign behind each.	2

No.	Location Description	Existing	Proposed	Signs Proposed
4	246 Murray Street Mall, near William Street. (Outside Forever New, near Perth Underground) (North side of mall)	2 phone booths, facing east. 2 signs, facing west (oriented toward Perth Underground)	Reorient 2 upgraded phone booths (1 west, 1 east), with sign behind each.	2
5	680-692 Hay Street Mall (Within Murray Street Opposite Carillon City)	2 phone booths (both facing east) with sign behind each outside 183 Murray Street Mall to be relocated.	Relocate 2 upgraded phone booths (1 west, 1 east), with sign behind each.	2
6	177 Murray Street Mall. (Outside David Jones, eastern) (South side of mall)	2 phone booths (1 west, 1 east), with sign behind each. Westbound sign closer to footpath. Eastbound sign to mall.	2 upgraded phone booths. (1 west, 1 east), with sign behind each.	2

LEGISLATION / POLICY:**Legislation**

Telecommunications Act 1997;
Planning and Development Act 2005;
City Planning Scheme No. 2

Policy

Policy No and Name: 4.6 – Signs

The draft revised policy was initiated for public consultation at the 28 June 2016 Council meeting and as such, is considered to be 'seriously entertained' and can be taken into consideration when determining the application.

COMPLIANCE WITH PLANNING SCHEME:

The Telstra public payphones are considered to be low impact facilities under the *Telecommunications (Low Impact Facilities) Determination 1997*, made under the *Telecommunications Act 1997*. In accordance with the determination, low impact infrastructure facilities and advertising relating to the facilities do not require planning approval however, the proposed third party advertising is not exempt under this legislation and does require approval under the City Planning Scheme No. 2 (CPS2).

The subject sites are located within the City Centre Use Area of the Citiplace Precinct (P5). The Citiplace Precinct will be enhanced as the retail focus of the State offering a wide range of general and specialised retail uses as well as a mix of other uses such as residential and visitor accommodation, entertainment, commercial, medical, service industry and minor office. The area centred on Hay and Murray Street malls will remain the retail and pedestrian core of the city.

The CPS2 Signs Policy (4.6) sets out the requirements for the erection and management of signs on or adjacent to buildings within the city, providing guidelines for their acceptable design and location. The signs are to be assessed in accordance with clause 9.9 of Policy 4.6 which considers the design excellence of the proposed sign and the degree to which it meets the policy's objectives.

Under the Signs Policy the following definitions are applicable:

“Animated or “New Technology” Signs means any sign or its contents that moves, and includes flashing or “chasing” lights, as well as video signs, and signs which are defined in the outdoor advertising industry as “trivisions”, “variable message”, “changing message” and “fibre optic” signs.

Third Party Advertising or General Advertising is a sign:

- *displaying the name, logo, or symbol of a company or other organisation that does not own or substantially occupy the site or building on which the advertisement is located; or*
- *for a product or service not provided on the site on which the advertisement is located; or*
- *for a product or service that does not form part of the signage displaying the name, logo or symbol; of a company or other organisation that owns or substantially occupy the site or building on which the advertisement is located; or*
- *for an activity or event not occurring on the site on which the advertisement is located.”*

Under the City's revised draft Signs Policy, which has recently been advertised for public comment, the proposed sign will fall within the following definitions:

“Third Party Advertising Content means sign content that advertises businesses, products, goods or services not located or available at the premises where the sign content is displayed.

Variable Content means static sign content that changes automatically by electronic or programmable methods on a specified time cycle. Where displaying variable content, a small sign is one that has a sign face with an area of 2m² or less and a large sign is one that has a sign face with an area of greater than 2m²”

Under the provisions of Policy 4.6, signs for general advertising purposes will be considered only where, having regard to the character of the area in which the sign is to be situated, Council is satisfied that the visual quality, amenity and safety of the area will be enhanced, or at the very least, not diminished. No sign may be erected

so as to obstruct a view of traffic from a street or other public place such that it may cause a hazard to pedestrians or vehicles and hinder or obstruct pedestrian movement in any street or thoroughfare.

Policy 4.6 states that signs which contribute to the creation of a lively, colourful and stimulating pedestrian and retailing environment are appropriate in the Citiplace Precinct. Additionally the policy states that:

- signage should reflect the character of the area and its function as the retail core of the city; and
- signs should be of high quality, visually interesting, and respond to the significant role of Hay and Murray Streets as major retail areas and public gathering spaces.

The proposal's compliance with the Signs Policy is detailed in the following comments section.

Variations to the Signs Policy can be granted by an absolute majority decision of the Council, in accordance with Clause 47 of the City Planning Scheme and provided the Council is satisfied that:

- "47(3)(c)(i) if approval were to be granted, the development would be consistent with:*
- (A) the orderly and proper planning of the locality;*
 - (B) the conservation of the amenities of the locality; and*
 - (C) the statement of intent set out in the relevant precinct plan; and*
- (ii) the non-compliance would not have any undue adverse effect on:*
- (A) the occupiers or users of the development;*
 - (B) the property in, or the inhabitants of, the locality; or*
 - (C) the likely future development of the locality."*

COMMENTS:

The applicant is aware of Council's and SAT's previous decisions in relation to third party advertising on phone booths in the city. This application seeks approval for general advertising on pay phones within a targeted area of the city, being the retail core, where advertising, including third party advertising, is more prevalent than in some other city precincts. Locations adjacent to heritage places or within prestigious business areas and residential precincts have been avoided.

As part of the trial period for third party advertising on phone booths in the subject locations the City received no complaints regarding the signage.

Signs Policy

Policy 4.6 requires that signs should reflect the character of the area and its function as the retail core of the city. The installation of the proposed signs would not have an

increase in the overall number of signs within the mall area however and the signs could add visual interest within the Mall areas and assist in promoting the area as a major retail precinct while taking advantage of the public gathering spaces within the Malls.

In accordance with the Policy, signs are required to be assessed against the general (relevant) criteria below:

- *Response to location*

Signs are required to be appropriate to their setting. In this regard, the signs will be positioned at pedestrian level and are of a pedestrian scale. The principal view of the signs will be by pedestrians walking on the street or in the Malls. The signs are moderately taller and wider than the existing booths however area still considered to be of an acceptable scale to pedestrians.

The location of the phone booths within the Malls will not obstruct pedestrian movement with the booths being located in line with the planter beds and seating which allows for free flowing pedestrian traffic to be maintained.

The applicant has reduced the number of booths from 16 booths to 12 booths displaying third party advertising approved during the trial period to 12 signs. It is considered the reduction of the number of the booths and relocation of the booths to allow sufficient space between the 'clusters' of signs will allow sufficient spacing between the booths and will not add to visual clutter of signs within the Malls.

- *Contribution to Local Character*

It is considered that the signs will be compatible with the character of the area being a pedestrian retail focus area where advertising is prevalent. The signs will provide interest within the public realm whilst not detracting from the amenity of the area. There could be opportunity for local retailers to advertise at these locations and it is considered that the signs are consistent with the quality of the general locality and will not result in any detrimental impacts to views or to local amenity.

- *Variety and Interest*

The Policy requires a sign to provide variety and interest while being appropriate to the building or site and to attract attention in a way that is well thought out and designed. In this regard, the signage will be integrated with the phone booths. The signs will be rotating to regularly vary the message, and will be frequently replaced with new advertising and are considered to add visual interest to the Malls.

- *Community Expectations*

No objections or public response was received as part of the trial installation of the third party advertising within the City. It was also considered that the signage did not add to visual clutter throughout the City noting that the phone booths can contain telecommunications advertising without requiring any planning approval. However

consideration should be given to the number of signs installed as to ensure the proliferation of signage within the Malls is appropriately managed.

The applicant has addressed this concern by proposing to reduce the number of signs within the Malls to three 'clusters' of two sign in each Mall. This will allow sufficient distance between the signs as to not add to visual noise within the Malls. It is also considered appropriate to impose a condition on any approval granted requiring the signs in each location to be oriented in opposite directions to ensure visibility of the booths is maintained and to avoid any visual clutter.

Given that the locations for the signs will be restricted and that advertising is regarded an integral part of any retail precinct or activity and has been installed on phone booths in other cities and locations it is considered that the signs will be consistent with public expectations.

It is recognised, however, that any sign content that might advertise suburban retail outlets or on-line shopping alternatives might not be in the City's interest and raise objections from local retailers. It is however considered that this can be appropriately addressed as part of the management of the content as part of any signage management plan.

- *Safety*

The proposed signage will not endanger the safety of the public by causing any obstruction to either pedestrians or drivers. The animation of the signs is considered to be acceptable within the Mall area however a condition should be imposed requiring the signs not to flash or pulsate.

- *Design, Construction and Maintenance*

The signs will be simple, clear and efficient with the content of the sign controlled by a signage management plan. All electrical components will be concealed and ongoing maintenance of the signs will be undertaken by Adbooth including weekly cleaning and a 24 hour service to register any complaints or maintenance issues. The applicant has advised that the signs will be constructed of 'bullet' proof glass to ensure the screens are not easily scratched or damaged.

- *'New Technology' Signs*

Animated or 'New Technology' signs are only permitted within the 'City Centre' Scheme Use Area of Precinct 5 (Citiplace) or Precinct 1 (Northbridge).

The subject site is located within the Citiplace Precinct 5.

- *An Animated or 'New Technology' Sign must be compatible with the character of the streetscape within which it is proposed. Such signs will generally not be permitted within a designated heritage area, or on or adjacent to a heritage place.*

All signs, including new technology signs, should be compatible with the style, scale and character of the surrounding streetscape. It is considered the proposed signs within the Malls area are acceptable with the character of area and will bring life and vitality to the Malls.

The location of the proposed signs are considered to provide sufficient distance between Heritage Listed properties located within the Malls to ensure there is no detrimental impact on the buildings. The applicant has modified the proposed location of the signs to ensure the signs are located within the most appropriate locations within the Mall to limit any impact on adjacent heritage listed buildings.

- *An Animated or 'New Technology' sign must be designed as an integral part of a building or structure, but will generally not be approved where it takes the form of a pylon sign.*

The sign is considered not to fit in to any definition under the City's current or revised draft signs policy. Given this, the signs are considered to be designed as an integral part of the structure to which they are attached by and as such consistent with the policy requirements.

- *The most appropriate locations for Animated or 'New Technology' signs include plazas and public spaces where their contents can be viewed by gathered or passing pedestrians, but should not be able to be viewed by passing motorists, for whom may be a distraction and therefore a safety hazard. An Animated or 'New Technology' sign may be construed and located to create a landmark in its immediate locality.*

The proposed signs will be located within the Malls area which will allow the sign to be viewed by gathered or passing pedestrians in accordance with the policy. Given the scale of the signs and the distance of the signs from any public street it is considered the signs will not cause a distraction to vehicular traffic.

- *The contents of an Animated or 'New Technology' sign may move but not flash or pulsate in a manner likely to cause a hazard or nuisance to motorists or the occupants of neighbouring properties.*

The applicant has proposed that all signage is proposed to be digital animated signage. This is considered acceptable within the Malls area however it is recommended a condition be imposed on any approval granted requiring the signs to not flash or pulsate.

Under the City's draft revised Signs Policy 4.6, the sign is defined as a small animated and variable content sign (less than 2m²). These signs will only be permitted in the form of a ground based sign when located in a public space. The proposed signs within the Hay and Murray Street Malls are considered to be consistent with the draft policy.

The draft revised policy also states that animated or variable content on a sign shall not be permitted adjacent to a place on the Heritage List or within a Heritage Area

except where the sign will not detract from the cultural heritage significance of the adjacent place. There are a number of heritage listed buildings within both the Hay and Murray Street Malls and adjacent to the applicant's proposed sign locations.

Granted the existing booths in the proposed locations already include signage and the proponent can install the new digital booths without the display of third party signage as of right it is considered that the best possible scenario should be pursued to ensure the signs do not have a detrimental impact on any surrounding properties. The City encouraged the applicant to modify the application to ensure the signs are located within the most appropriate locations within the Mall to ensure that any impact on adjacent heritage listed building are minimised with the proposed locations considered acceptable.

It is also recommended a condition be imposed requiring the luminance of the signs to be reduced in a way that would not compromise the future external 'up lighting' to any of the adjacent heritage buildings.

- *Third party advertising*

Third party advertising will only be permitted where the Council is satisfied that the visual quality, amenity and safety of the area will be enhanced, or at the very least, ensures that it is not diminished. In this regard, sensitively designed and placed advertising is a common characteristic of any modern international city pursuing a visually interesting and vibrant built environment. The applicant has advised that the content of the advertising will be in accordance with the standards applicable to outdoor advertising to ensure it is not offensive or otherwise inappropriate and all signs will be regularly maintained and replaced to ensure the visual quality and amenity of the Malls is maintained. It is considered the proposed third party signage meets the intent of the Policy however a signage management plan should be imposed as part of any approval granted detailing the management of the content of the signs and any complaints received.

Under the proposed revised policy third party advertising content will only be permitted facing or in a public space within the Entertainment Area, the Retail Core Area, a Town Centre Area or The Terraces Area where the sign is oriented for viewing within the space and not from adjacent streets. Additionally third party advertising will only be permitted where the signs are compatible with the desired character of the public space, will enhance the visual quality of the public space and will increase the use and vibrancy of the public space, particularly at night.

The proposed signage within the Malls is considered to be compatible with the character of the area and will not detract from the visual quality of the space.

The City's draft revised policy requires third party advertising content to be related to products, services or events available within the local government boundaries. It is not considered that this is feasible to be enforced however it is recommended a condition be imposed on any approval granted requiring any advertising not to directly or by implication unduly undermine the City of Perth as the primary destination for retail and commerce, and/or compare the City of Perth unfavourably to

the location the subject of the advertisement. Further details relating to compliance with this requirement will be covered in a Signage Management Plan which should be required to be submitted as a condition of any approval.

- *Citiplace Precinct*

It is considered the proposed signs meet the objectives of the Policy within the Citiplace Precinct by contributing signage at a pedestrian scale that will be engaging and stimulating to passers-by.

The draft Sign policy states that signs should contribute to a lively, colourful and stimulating pedestrian environment with the character of signage reflecting the intended predominance of retail uses in the areas. Excessive signage that detracts from this should be avoided. Given the reduction of the number of signs and relocation of the signs to allow sufficient distance between them it is considered the signs will not add to visual clutter or noise within the Malls.

Visibility of Phone booths

A concern of the previous temporary approval was that the phone booths will not be visible when viewed directly from the rear with a requirement for a Telstra logo to be incorporated. The new booths do not incorporate any identifier for Telstra to the rear of the signs however in all locations the positions of the booths is such that one sign will face west and one east allowing for visibility for pedestrians users walking in either direction in the Malls. It is considered that this is acceptable and will still sufficiently allow for pedestrians to identify the facility.

Conclusion

The proposed third party advertising signage is considered to be compatible with the surrounding developments and the character of the city's retail core and is unlikely to have an adverse impact on the amenity of the locality. It is therefore recommended that the application be approved subject to appropriate conditions.

Moved by Cr McEvoy, seconded by Cr Green

That Council, in accordance with the provisions of the City Planning Scheme No. 2 and the Metropolitan Region Scheme, APPROVES an application for thirteen new technology signs displaying third party advertising signs affixed to new Telstra pay phones within Hay and Murray Street Malls as detailed on the Metropolitan Region Scheme Form One dated 29 July 2016, and as shown on the plans received on 21 September 2016 subject to:

- 1. the signs being installed generally in accordance with the approved plans with final details regarding the location of each sign being submitted for approval by the City prior to installation of the signs;*
- 2. the content displayed by the signs must not directly or by implication unduly undermine the City of Perth as the primary destination for retail and commerce, and/or compare the City of Perth unfavourably to the location the subject of the advertisement, with any sign content the City considers to be in conflict with this being removed from display within 24 hours of being required by the City;*
- 3. a comprehensive advertising strategy for the signs detailing the control of content, in accordance with Condition 2 above and the Australian Association of National Advertisers Code of Ethics, management and maintenance of the signs, being submitted to the City for approval by the City of Perth prior to the signs being installed;*
- 4. the advertisements displayed on the signs are not to flash or pulsate;*
- 5. the signs are to be operated in accordance with the applicable requirements of the Australian Standard: Control of the Obtrusive Effects of Outdoor Lighting (AS 4282-1997);*
- 6. the signs must have a default setting that will display an entirely black screen when no content is being displayed or when a malfunction occurs;*
- 7. structural certification for the signs and the phone structures being submitted for approval by the City prior to the installation of the signs;*
- 8. a construction management plan for the development shall be submitted for approval by the City of Perth prior to installation, detailing how it is proposed to manage the following during construction of the development:*

(Cont'd)

- 8.1 delivery and storage of materials and equipment;**
- 8.2 the parking arrangements for the contractors and subcontractors;**
- 8.3 safe pedestrian movement within the Hay and Murray Street Malls; and**
- 8.4 other matters likely to impact on Hay and Murray Street Malls and surrounding properties;**

The motion was put and carried

The votes were recorded as follows:

For: The Lord Mayor, Crs Adamos, Chen, Davidson, Green, Harley, Limnios, McEvoy and Yong

Against: Nil

MARKETING, SPONSORSHIP AND INTERNATIONAL ENGAGEMENT COMMITTEE REPORTS

375/16 ARTS AND CULTURAL SPONSORSHIP 2016/17 – ASSOCIATE PARTNERSHIP – PERTH INSTITUTE OF CONTEMPORARY ARTS

BACKGROUND:

FILE REFERENCE:	P1032405-06
REPORTING UNIT:	Business Support & Sponsorship
RESPONSIBLE DIRECTOR:	Economic Development & Activation
DATE:	12 September 2016
MAP/SCHEDULE	Schedule 4 – PICA – Pip and Pop exhibition images

The Committee recommendation to the Council for this report was resolved by the Marketing, Sponsorship and International Engagement Committee at its meeting held on 27 September 2016.

The Committee recommendation to the Council is the same as that recommended by the Officers.

Perth Institute of Contemporary Arts (PICA) has applied for arts and cultural sponsorship of \$30,000 (exc. GST) to support the presentation of *When Happiness Ruled*, a solo exhibition by leading WA artist Tanya Schultz (Pip & Pop), as part of its annual visual arts program at PICA's Gallery from Saturday, 12 November 2016 to Saturday, 24 December 2016.

PICA is one of Australia's leading centres for the development and presentation of contemporary art. Located in the Perth Cultural Centre precinct, PICA provides a platform for Australian and international visual, performance and interdisciplinary art.

PICA is both a producing and presenting institution that runs a year round program of curated exhibitions, contemporary dance, theatre, performance and a range of interdisciplinary projects. PICA plays a leading role in the presentation of significant new work.

PICA is an Australian public company incorporated in 1989 as a registered charitable institution and deductible gift recipient. It is funded as a Lead Organisation by the State Government through the Department of Culture and the Arts and by the Australian Government through the Australia Council for the Arts.

PICA's key aim is to promote, support and present contemporary arts and to stimulate critical discussion around the arts and broader cultural issues. Providing a site for experimentation, critical analysis, discussion and debate is fundamental to its charter.

Past support

Year	Sponsorship Amount	Supported Program
2006/07	\$7,550	<i>Public and Education Program 2007</i>
2007/08	\$30,000	<i>Performance Program 2008</i>
2008/09	\$30,000	<i>Performance Program 2009</i>
2008/09	\$26,350	<i>Special Project – Burning Daylight</i>
2009/10	\$30,000	<i>Performance Program 2010</i>
2010/11	\$31,365 \$5,000	<i>Visual Arts Program (2 Exhibitions 2011)</i> <i>Hatched For Holidays – Youth Mentoring Program</i>
2011/12	\$35,000	<i>Visual Arts Program (2 Exhibitions 2012)</i>
2012/13	\$40,000	<i>Visual Arts Program (2 Exhibitions 2013)</i>
2013/14	-	<i>No application</i>

Year	Sponsorship Amount	Supported Program
<i>2014/15</i>	<i>\$35,000</i>	<i>Visual Arts Program (2 Exhibitions 2014)</i>
<i>2015/16</i>	<i>\$30,000</i>	<i>Major Visual Arts Program (1 Exhibition 2015)</i>
2016/17 Requested	\$30,000	Major Visual Arts Program (1 Exhibition 2016)
2016/17 Proposed	\$30,000	Major Visual Arts Program (1 Exhibition 2016)

An acquittal report for the 2015/16 supported project and the 2015 Annual Report has been received and are accessible within the Elected Member Portal (TRIM 161551/16).

This information has been reviewed and demonstrates a satisfactory acquittal of the City's previous funding, as demonstrated by the following summary:

- *Dead Ringer*, a major group exhibition featuring international artists including Steve McQueen (UK/The Netherlands), Glenn Ligon (USA), Leo Maguire (UK) and Mongi Mthombeni (ZA); interstate artists Angelica Mesiti (NSW), Mikala Dwyer (NSW), Keg de Souza (NSW), Megan Cope (QLD) and Tim Gregory (NSW); and WA artists Lena Nyadbi and Churchill Cann, Rachael Dease, Curtis Taylor, Kynan Tan and Ron Nyisztor;
- *Dead Ringer* provided a forum for WA artists within a high profile international show and as such was a strategic investment in the development of local arts and cultural activity in the city; and
- The exhibition attracted an audience of 17,607.

LEGISLATION / STRATEGIC PLAN / POLICY:

Integrated Planning and Reporting Framework Implications

Strategic Community Plan

Council Four Year Priorities: Healthy and Active in Perth
S15 Reflect and celebrate the diversity of Perth

Policy

Policy No and Name: 18.1 – Arts and Culture
18.8 – Provision of Sponsorship and Donations

Eligibility:

Policy 18.1 establishes the principles for the City of Perth supporting Arts and Culture and these principles are used to determine the level of consistency with the program or event proposed for sponsorship funding.

Policy 18.8 establishes the criteria for the City's assessment of sponsorship applications requiring the applicant to demonstrate alignment with the policy's objectives and selection criteria as follows:

Category of Sponsorship: Associate Partnership	
Applicant Eligibility Criteria	
<i>The applicant must:</i>	
Have formally identified arts and/ or culture as its primary purpose.	Criterion met
Be a formally constituted not-for-profit, benevolent or charitable organisation.	Criterion met
Be an Australian legally constituted entity.	Criterion met
<i>The applicant must not be:</i>	
A government authority, agency or department.	Criterion met
An individual.	Criterion met
An applicant that has previously submitted unsatisfactory or incomplete reports.	Criterion met
An applicant that has outstanding debts to the City of Perth.	Criterion met
An applicant that has already received support from the City of Perth for this project or any City of Perth sponsorship in the same financial year.	Criterion met
Project Eligibility Criteria	
<i>The project must:</i>	
Provide a public outcome within the City of Perth boundaries.	Criterion met
Occur with the specified timeframe.	Criterion met
<i>The project must not be:</i>	
For profit or commercial purposes.	Criterion met
For fundraising.	Criterion met
An award ceremony or industry specific presentation.	Criterion met
Training, workshops, research or professional development.	Criterion met

DETAILS:

Project Summary

When Happiness Ruled is a new solo exhibition by leading WA artist Tanya Shultz. Exhibiting under the moniker Pip & Pop, Schultz' work is visually appealing and attracts large and diverse audiences.

Pip & Pop explores representations of paradise, illusions and wish-fulfilment described in folktales, mythologies and cinema. Her immersive and colour-saturated dreamscapes draw inspiration from the edible fantasy of Cockaigne, platform video games and Japanese stories of spirits residing within objects and nature.

A short essay-film will be produced to coincide with *When Happiness Ruled* and will be screened continuously in the PICA screen space. This will consist of a collage of

the filmic references of Schultz's work including Japanese animation, folk tales and classic cinema subtitled with the exhibition catalogue essay.

The exhibition will feature Pip & Pop's first foray into kinetic (moving) sculpture. As such this will be an ambitious and large scale solo presentation by the artist, which provides a creative development opportunity for the Pip & Pop to extend her art practice.

A full colour printed catalogue will also be available to the public as an important future reference for the artist and national and international contemporary art landscape.

Pip & Pop has exhibited nationally and internationally for over a decade through exhibitions held in the Netherlands, Japan, South Korea, and Germany and across Australia. This exhibition represents the first Perth solo exhibition by the artist in over seven years.

To coincide with the exhibition PICA will present a suite of public and learning programs including:

- a free exhibition opening night event to celebrate the exhibition and the artist;
- an artist led tour of the exhibition where Tanya Schultz will be in conversation with Acting Curator Andrew Varano and will share insights into her work and the process behind its making; and
- a film marathon night which will feature a screening of films relevant to Pip & Pop's work.

Venues

PICA gallery space and screen space.

Times and dates

Event	Date
When Happiness Ruled exhibition	Friday 11 November 2016 to Thursday 24 December 2016
Artist talk	Saturday 12 November 2016
Public Programs, School Tours and DADAA Tour	To be advised
Film Marathon	To be advised

Ticket Prices

The exhibition, artist-led talks and tours are free to attend.

ASSESSMENT:

Arts and Cultural Sponsorship Guidelines and in accordance with Policy 18.8 and Policy 18.1.

The identified objective of an *Arts and Cultural Associate Partnership* is to support arts and cultural activities that:

- Invest in the development and presentation of local arts and cultural activity;
- Enhance the profile of the city of Perth as a pre-eminent cultural destination;
- Enhance the corporate profile of the City of Perth; and
- Contribute to the economy of the city.

PICA is one of Australia's leading centres for the development and presentation of contemporary art. Located in the Cultural Centre in Northbridge, PICA's year-round program of free exhibitions, performance and cross-disciplinary art attracts many thousands of people to the area with its recurrent program of cultural activity and as a centre for discussion and proliferation of new ideas.

The project must demonstrate shared objectives as an Associate Partner

Through this category of sponsorship the City of Perth supports recurring arts and cultural programs by established partners.

When Happiness Ruled is expected to hold great appeal to a young audience interested in aspects of Japanese, popular and screen-based cultures.

The exhibition will attract a large number of school and tertiary students, through PICA's Spark_Lab program aimed at developing new audiences for contemporary art and instilling innovation skills and capacities in young people and their teachers.

Through its Spark_Lab program PICA will offer guided tours, workshops, education notes and teachers' professional learning programs specifically related to the exhibition and the themes contained within it.

Over the last five years Spark_Lab reached more than 10,000 students from 150 Western Australian schools assisted by a team of over 100 contemporary artists and other innovators.

During each major exhibition PICA also works in conjunction with DADAA to present a tour for people with disabilities. The curatorial and exhibition team and the artist will work with DADAA to find different ways that people with disabilities can access the sensory qualities of the exhibition.

PICA anticipates approximately 20,000 visitors will attend the free exhibition, using the City's parking facilities and visiting, in increased numbers, nearby businesses and cultural facilities. REMPLAN, the City's Economic Modelling Tool estimates the direct

economic impact of the project to be \$1,940,000 whilst the total economic impact for this project is estimated at \$3,074,000.

A recent audience survey undertaken by PICA indicates that 63% of PICA visitors come into the city to visit PICA specifically; they state that whilst in the city they will spend money on shopping, eating, drinking and visiting other city galleries and attractions.

The local economy benefits from regular and ongoing cultural programming which ensures that the Cultural Centre, which is easily accessible from Northbridge and the city's retail precincts, provides an active, vibrant and interesting destination to visit.

The project must be of high artistic quality/ cultural relevance.

PICA is a leading centre for the development and presentation of contemporary art in Australia, PICA has a proven record in the presentation of high quality and innovative new work across a broad range of art forms.

Showcasing the work of local artist Pip & Pop, *When Happiness Ruled* is an ambitious project that will engage a large and diverse audience, whilst providing an opportunity for the artist to extend her art practice to kinetic sculpture.

A recent audience survey indicates that the majority of PICA's audiences are young, highly educated and come from culturally diverse backgrounds. 54% of attendees are aged 34 or under and 79% had a tertiary degree or higher. The survey indicates that visitors come to PICA to be inspired, and that they see PICA as a place to learn and broaden their understanding of contemporary arts. Pip & Pop's colour saturated dreamscapes appeal to a broad audience and support PICA's commitment to developing new audiences.

PICA will actively promote participation in, and engagement with *When Happiness Ruled* through its schools education program Spark_Lab. The Spark_Lab program for young people and their teachers promotes the values of cultural innovation and cultivating creativity and encouraged audience development of cultural activities.

The organisation must have an established relationship with the City of Perth and has demonstrated a high standard of service and program delivery.

As part of its application for sponsorship, PICA has submitted a copy of the 2015 Annual report, providing evidence that the organisation has generally met and exceeded most of its performance indicator benchmarks, performing well in the production and presentation of creative output. This includes development of new work, artist's residency projects and creative partnerships with interstate or international counterparts.

The organisation is committed to a high standard of presentation. Director Amy Barrett-Lennard and PICA professional staff have a high level of expertise and strong industry networks.

Applicant must demonstrate a financial contribution to the project derived from other sources.

PICA has provided a summarised project budget indicating a confirmed financial contribution from the Department of Culture and the Arts core funding, and a confirmed contribution from Australia Council core funding. PICA anticipates additional income will be derived from private donations, ticket and catalogue sales and services provided in-kind.

Acknowledgement

City of Perth funding of \$30,000 would secure the benefits outlined in Parts 2.1 to 2.10 of this report.

FINANCIAL IMPLICATIONS:

ACCOUNT NO:	93C4 8000 7901
BUDGET ITEM:	Recreation and Culture – Other Culture – Donations and Sponsorship
BUDGET PAGE NUMBER:	TBA
	BUDGET ITEM
BUDGETED AMOUNT:	\$1,280,000
AMOUNT SPENT TO DATE:	\$ 723,500
PROPOSED COST:	\$ 30,000
BALANCE:	\$ 526,500

All figures quoted in this report are exclusive of GST.

COMMENTS:

PICA's exhibitions are free for the public to attend and consistently provide value to the community who are able to engage with the arts in a unique gallery environment. This environment encourages innovation, experimentation and discussion.

The recommended investment represents a contribution of \$1.50 per person based on audience estimates whilst the direct economic impact for this project is estimated at \$1,940,000.

PICA's program is uniquely positioned within the Arts and Cultural Sponsorship Program to be a leader of new trends in contemporary art practice and is successful in meeting the objectives of this program.

Whilst PICA has historically applied for support of two annual program exhibitions, this application for *When Happiness Ruled* was considered to meet the program objectives to a high level, with a strong emphasis on local artist development, multi-disciplinary programming and audience development.

Moved by Cr Chen, seconded by Cr Yong

That Council:

- 1. approves Cash Sponsorship - Associate Partnership, of \$30,000 (excluding GST) to Perth Institute of Contemporary Arts (PICA) for sponsorship of the Pip & Pop: When Happiness Ruled exhibition to be held from Saturday, 12 November 2016 to Saturday, 24 December 2016.;*
- 2. notes that PICA will provide the following sponsorship benefits to the City of Perth:*
 - 2.1 acknowledgement as 'Exhibition Partner' of the supported exhibition;*
 - 2.2 inclusion of the City of Perth crest and acknowledgement as 'Exhibition Partner' on promotional material and publications relating to the supported exhibition;*
 - 2.3 acknowledgement of the City of Perth in all radio and print advertisements;*
 - 2.4 acknowledgement of the City of Perth as a supporting partner on the PICA website (updated annually);*
 - 2.5 display of City of Perth signage (supplied by the City of Perth) at PICA for the exhibition launch event;*
 - 2.6 verbal acknowledgement of the City of Perth's support in the official opening speech;*
 - 2.7 verbal acknowledgement of the City of Perth's support in all related public programs and events connected to the supported exhibition;*
 - 2.8 invitation for the Lord Mayor or representative to officially open the exhibition;*
 - 2.9 opportunity to provide content in e-newsletter;*
 - 2.10 provision of digital content (photo, video) for use at the City's discretion.*

(Cont'd)

- 3. notes that the City of Perth is to be provided with an acquittal report for the supported project within 3 months of completion of the supported projects and an audited annual financial report of Perth Institute of Contemporary Arts within 6 months of the conclusion of the relevant financial year.**

The motion was put and carried

The votes were recorded as follows:

For: The Lord Mayor, Crs Adamos, Chen, Davidson, Green, Harley, Limnios, McEvoy and Yong

Against: Nil

**376/16 ARTS AND CULTURAL SPONSORSHIP 2016/17 –
ASSOCIATE PARTNERSHIP – BLACK SWAN STATE
THEATRE COMPANY – 2017 SEASON**

BACKGROUND:

FILE REFERENCE:	P1032405-03
REPORTING UNIT:	Business Support & Sponsorship
RESPONSIBLE DIRECTOR:	Economic Development & Activation
DATE:	19 August 2016
MAP/SCHEDULE	N/A

The Committee recommendation to the Council for this report was resolved by the Marketing, Sponsorship and International Engagement Committee at its meeting held on 27 September 2016.

The Committee recommendation to the Council is the same as that recommended by the Officers.

The Black Swan State Theatre Company (BSSTC) has requested sponsorship of \$55,000 comprised of \$30,000 for presentation of their 2017 Performance Season with 'Production Partner' status on the presentation of *Midnite the Story of a Wild Colonial Boy* and \$25,000 for sponsorship of the 2017 Inaugural Open Day, through the City's Arts and Cultural Sponsorship Program.

BSSTC is a resident company in the State Theatre Centre of Western Australia. In 2016, BSSTC celebrated 25 years of presenting local theatre to city audiences.

As the State's flagship theatre company, BSSTC presents a broad ranging program including the new Australian works, international works and modern classic plays.

Since its inception in 1991, the Company has developed a reputation for innovation and the nurturing of new work, in particular, the telling of Western Australian stories.

BSSTC has identified their vision:

Vision – Our vision is for Black Swan to be Australia’s gateway to exceptional theatre: internationally recognised, earning critical acclaim, attracting capacity audiences, producing unique and meaningful theatre experiences in tune with our community.

Mission – Our mission is to produce theatre of exceptional quality that celebrates life, while entertaining and enriching the hearts and minds of Australians.

BSSTC has identified their goals:

- An internationally recognised company of scale and quality with regular national and international touring and creative partnerships;
- A national leader in the development and presentation of new work and innovation; and
- Central to a comprehensive and cohesive program that activates the State Theatre Centre as a ‘Cultural hub’.

Past support

The City of Perth has provided sponsorship to BSSTC since 2006.

Year	Sponsorship Amount	Supported Program
2006/07	\$6,000	One Performance Season in Emerging Artist Program-Woyzeck
2009/10	\$15,000	Annual Season Sponsor - 5 plays
2010/11	\$15,000	Annual Season Sponsor - 5 Plays
2011/12	\$30,000	Associate Partnership - Annual Season Recognition 6 Plays
2012/13	\$30,000	Associate Partnership - Annual Season Recognition 7 Plays
2013/14	\$30,000	Associate Partnership - Annual Season Recognition 8 Plays
2014/15	\$30,000	Associate Partnership - Annual Season Recognition 7 Plays
2015/16	\$50,000	<i>Associate Partnership- Annual Season Recognition 7 Plays and 'Production Partner' Status on National Theatre</i>

Year	Sponsorship Amount	Supported Program
		<i>of China Collaboration The Caucasian Chalk Circle</i>
2016/17 Requested	\$55,000	Associate Partnership- Annual Season Recognition 7 Plays <u>and</u> 'Production Partner' Status on Midnite the Story of a Wild Colonial Boy <u>and</u> Black Swan State Theatre Company Open Day proudly presented by City of Perth
2016/17 Proposed	\$30,000	Associate Partnership- Annual Season Recognition – 7 Plays <u>and</u> Black Swan State Theatre Company Open Day proudly presented by City of Perth

An acquittal report for the 2014/15 supported project and the 2015 audited financial statement have been received and are accessible within the Elected Member Portal (TRIM 60825/16).

The 2015/16 acquittal report is not expected until March 2017 as the 2016 Annual Season is still underway.

This information has been reviewed and demonstrates a satisfactory acquittal of the City's previous funding, as demonstrated by the following summary:

- In 2015, a total audience of over 46,406 attended BSSTC productions throughout the year; and
- The 2015 Annual Season included 3 World Premieres and 2 WA Premieres. BSSTC provides pathways for artists to work with BSSTC. *Extinction* (for which City of Perth was Production Partner) included many artists who have benefited from Black Swan's artist development programs. It marked the Heath Ledger Theatre directorial debut of Stuart Halusz.

LEGISLATION / STRATEGIC PLAN / POLICY:

**Integrated Planning
and Reporting
Framework
Implications**

Strategic Community Plan
Council Four Year Priorities: Healthy and Active in Perth
S15 Reflect and celebrate the diversity of Perth

Policy

Policy No and Name: 18.1 – Arts and Culture
18.8 – Provision of Sponsorship and Donations

Eligibility:

Policy 18.1 establishes the principles for the City of Perth supporting Arts and Culture and these principles are used to determine the level of consistency with the program or event proposed for sponsorship funding.

Policy 18.8 establishes the criteria for the City's assessment of sponsorship applications requiring the applicant to demonstrate alignment with the policy's objectives and selection criteria as follows:

Category of Sponsorship: Associate Partnership	
Applicant Eligibility Criteria	
<i>The applicant must:</i>	
Have formally identified arts and/ or culture as its primary purpose.	Criterion met
Be a formally constituted not-for-profit, benevolent or charitable organisation.	Criterion met
Project Eligibility Criteria	
Be an Australian legally constituted entity.	Criterion met
<i>The applicant must not be:</i>	
A government authority, agency or department.	Criterion met
An individual.	Criterion met
An applicant that has previously submitted unsatisfactory or incomplete reports.	Criterion met
An applicant that has outstanding debts to the City of Perth.	Criterion met
An applicant that has already received support from the City of Perth for this project or any City of Perth sponsorship in the same financial year.	Criterion met
Project Eligibility Criteria	
<i>The project must:</i>	
Provide a public outcome within the City of Perth boundaries.	Criterion met
Occur with the specified timeframe.	Criterion met
<i>The project must not be:</i>	
For profit or commercial purposes.	Criterion met
For fundraising.	Criterion met
An award ceremony or industry specific presentation.	Criterion met
Training, workshops, research or professional development.	Criterion met

DETAILS:

Project Summary

In 2017, BSSTC will present five productions in the State Theatre Centre's Heath Ledger Theatre and two in the Studio Underground. The season will offer a diverse combination of contemporary Australian, European and American classics, in addition to new Australian works from national emerging and established writers. The 2017 season will have wide appeal to a broad demographic, and continue to cater to an audience of diverse interests by producing highly acclaimed and award winning local, international and fringe theatre.

BSSTC has requested sponsorship of the 2017 Annual Season with "Production Partner" status on *Midnite the Story of a Wild Colonial Boy* by Randolph Stow, a family production expected to attract a total attendance of 6,000.

Additionally, BSSTC has requested sponsorship of the *Black Swan State Theatre Company Open Day*, an audience access initiative that will provide skills development and learning opportunities for drama students and emerging theatre artists.

As part of the free *Open Day* program, BSSTC will offer masterclasses, script reading, workshops, demonstrations and talks from panels of theatre experts.

At a cost of \$20 per person, visitors can attend a theatre performance and participate in a back stage tour of the State Theatre Centre.

BSSTC anticipates an approximate total audience of 3,500 will attend the *Open Day*.

Ticket Prices

BSSTC's single standard and concession tickets range from \$62.00 to \$77.50. The Company offers a range of discount options including season and family packages, group discounts and student rush tickets.

In 2015, BSSTC launched a \$20 ticket initiative subsidised by Rio Tinto aimed at providing audiences with greater accessibility to theatre.

The *Open Day* is free for the public to attend. Backstage tours and stage performances will be available at a ticket cost of \$20.

ASSESSMENT:

The application was measured against the objectives and assessment criteria outlined in the Arts and Cultural Sponsorship Guidelines and in accordance with Policy 18.8 and Policy 18.1.

The identified objectives of projects within the Associate Partnership Category of Arts and Cultural Sponsorship are to support arts and cultural activities that:

- Invest in the development and presentation of local arts and cultural activity;
- Enhance the profile of the city of Perth as pre-eminent cultural destination;
- Enhance the corporate profile of the City of Perth; and
- Contribute to the economy of the city.

The project must demonstrate shared objectives as an Associate Partner

Through this category of sponsorship, the City of Perth supports recurring arts and cultural programs by established partners. Since its inception in 1991, Black Swan State Theatre Company has earned both critical and popular acclaim for its world premiere productions and highly distinctive interpretations of international theatre classics.

Each year approximately 40,000 people attend BSSTC productions at the State Theatre Centre, and a similar audience number is anticipated in 2016. Year round programming in the city's major cultural venues helps to promote the City of Perth as a pre-eminent cultural destination and enhancing the corporate profile of the City.

BSSTC season performances encourage visitation into the Northbridge area in the evening midweek and on weekends. In addition to annual season programming, in 2017 BSSTC will deliver an *Open Day* event attracting audiences that may not usually attend live theatre performances. This event provides an audience development opportunity for the company whilst activating the State Theatre Centre of WA with free family activities.

BSSTC has a strong commitment to the development of young artists, providing employment opportunities to local artists, creative personnel, workers and business in associated industries. Its corporate partnerships have commissioned highly acclaimed works showcasing Western Australian stories, and its investment in the development of local arts and culture has been further enhanced by the facilitation of professional development programs for emerging Western Australian artists and writers.

BSSTC will invite other arts organisations to participate in the *Open Day*, providing further engagement opportunities for local businesses and arts organisations.

Visiting audiences are expected to stay a total of 1,300 overnight stays. The City's Economic Impact Modelling tool, REMPLAN, estimates the total economic impact of *BSSTC Annual Season and Open Day* is \$8,144,000 with a direct effect of \$5,139,000.

BSSTC patrons utilise the City's adjacent parking facilities at State Library and Roe Street, Northbridge. and are actively encouraged to visit nearby restaurants and bars, providing a significant economic contribution to the city. BSSTC estimates that approximately \$4,500,000 of the total project budget will be spent in Perth, approximately 80% of anticipated expenditure.

The project must demonstrate artistic excellence

The BSSTC benchmarks the artistic quality of its performances against other Australian state theatre companies. As the State's flagship theatre company, BSSTC is a professional theatre company that maintains a high standard of artistic product. High quality presentation is a core mission and value of the company.

BSSTC has provided a detailed 2015 Annual Report in support of its application for 2016/17 sponsorship. The Annual Report includes key performance indicators in relation to audience satisfaction and award nominations and/or wins, reporting that in most instances, BSSTC exceeded these forecast targets. Also included in the Annual Report are excerpts of independent published reviews of BSSTC plays which report positively on recent productions. These excerpts are comprised of reviews from publications such as ABC Online, The Australian, the West Australian, Theatre Australia and Arts Hub.

The annual season has been developed under the leadership of incoming Artistic Director Clare Watson who has been appointed as the new Artistic Director from 2017. Watson has worked with Melbourne Theatre Company, Malthouse Theatre, State Theatre Company of South Australia, Belvoir St Theatre and is currently Artistic Director of St Martins Youth Arts Centre.

The organisation must have an established relationship with the City of Perth and has demonstrated a high standard of service and program delivery

BSSTC has submitted an audited annual report for 2015 with its application and has delivered all acquittal and reporting documentation to a high standard.

BSSTC have maintained a consistently high standard of delivery of supported program and associated sponsorship benefits.

Applicants must provide evidence of a financial contribution to the project derived from other sources

BSSTC has provided a project budget for *Midnite the Story of a Wild Colonial Boy* and the *Open Day*.

The total *Midnite the Story of a Wild Colonial Boy* income (\$455,437) is derived from box office (\$184,000) program sales (\$2,530) Department of Culture and the Arts core funding allocation (\$238,907). The total value of the request for City of Perth sponsorship for this project is 6.5% of the total project budget.

The total *Open Day* income (\$49,395) is derived from Department of Culture and the Arts core funding allocation (\$15,145) and in-kind venue hire (\$9,250). The total value of the request for City of Perth sponsorship for this project is 50.6%.

Acknowledgement

City of Perth funding of \$30,000 would secure the benefits outlined in Parts 2.1 to 3.4 of this report.

FINANCIAL IMPLICATIONS:

ACCOUNT NO:	121-254-7901
BUDGET ITEM:	Recreation and Culture – Other Culture – Donations and Sponsorship
BUDGET PAGE NUMBER:	TBA
	BUDGET ITEM
BUDGETED AMOUNT:	\$1,440,000
AMOUNT SPENT TO DATE:	\$ 430,250
PROPOSED COST:	\$ 40,000
BALANCE:	\$ 969,750

All figures quoted in this report are exclusive of GST

COMMENTS:

The request of \$55,000 (exc. GST) is consistent with the level of sponsorship provided in 2015/16, however this was provided as a one-off investment to support The Caucasian Chalk Circle, an international collaboration with the National Theatre of China, in July and August 2016.

On analysis of the application, the amount of \$30,000 is recommended to support the presentation of the *Open Day*. This amount is in line with the current budget allocation and expected return on investment. The additional \$5,000 recommended above the requested amount will support BSSTC to present an event of increased production quality. This event is likely to generate increased positive media exposure for the City of Perth. The event is likely to attract new audiences to the State Theatre Centre of Western Australian and encourage new relationships with city arts activities.

The *Open Day* contributes to the vibrancy of the city by successfully balancing an accessible and engaging program of activities with high quality contemporary theatre performance.

The City's change from supporting the annual season through a production partner benefit to supporting large scale activations is consistent with the new sponsorship strategy for arts and culture partnerships in 2017 and beyond, with the City of Perth focused on artistic development, community engagement, attracting new audiences and sustainability.

Moved by Cr Chen, seconded by Cr Yong

That Council:

- 1. approves Cash Sponsorship - Associate Partnership, of \$30,000 (excluding GST) to Black Swan State Theatre Company for sponsorship of the Black Swan State Theatre Company Open Day;*
- 2. notes that Black Swan State Theatre Company will provide the following sponsorship benefits to the City of Perth:*
 - 2.1 Open Day Partner status for the duration of the 2017 Season;*
 - 2.2 inclusion of the City of Perth crest on promotions and advertising relating to the 2017 season including but not limited to season brochure, production programs, media kits, quarterly subscriber newsletter and annual report;*
 - 2.3 inclusion of the City of Perth crest on digital media including the partners page of 2017 website, on rotation on foyer screens at each show and on screen at the 2017 Season Launch;*
 - 2.4 inclusion of City of Perth crest in all Open Day promotional material including posters and postcards;*
 - 2.5 inclusion of City of Perth crest on digital media for the Open Day including web page, email campaigns and promotional video;*
 - 2.6 inclusion of City of Perth crest on partners banner on display in the Heath Ledger Theatre bar and projected onto the wall at Studio Underground bar during Black Swan State Theatre Company productions;*
 - 2.7 display of City of Perth signage (provided by City of Perth) in the foyer of State Theatre Centre for the Open Day;*
 - 2.8 verbal acknowledgement by Black Swan State Theatre Company's Executive Director during Open Day formal proceedings;*
 - 2.9 Open Day Presentation rights, to be cited as Black Swan State Theatre Company Open Day proudly presented by City of Perth;*

(Cont'd)

- 2.10 The Lord Mayor or representative will be invited to give an official speech during the Open Day formal proceedings;*
- 2.11 a City of Perth representative will be invited to participate in the proposed panel discussion “how the arts reflect the unique cultural identity of the City of Perth”;*
- 2.12 provision of video, copy, images and/or interviews for use at the City’s discretion;*
- 3. notes that Black Swan State Theatre Company will offer the following sponsorship leveraging opportunities to the City of Perth:**
 - 3.1 provision of video, copy, images and/or interviews for use at the City’s discretion;*
 - 3.2 feature City of Perth Art Collection works in Open Day installation;*
 - 3.3 opportunity for City of Perth’s History Centre to set-up temporary sound booth at the Open Day to record sound grabs for the ‘Oral Histories Interviews’ project;*
 - 3.4 provision of tickets for competition or visitor engagement purposes for the i-City Visitor Information Booth; and*
- 4. notes that the City of Perth is to be provided with an acquittal report for the supported project within 3 months of completion of the 2017 Season and an audited annual financial report of Black Swan State Theatre Company within 6 months of the conclusion of the relevant financial year.**

The motion was put and carried

The votes were recorded as follows:

For: The Lord Mayor, Crs Adamos, Chen, Davidson, Green, Harley, Limnios, McEvoy and Yong

Against: Nil

**377/16 ARTS AND CULTURAL SPONSORSHIP 2016/17 –
ASSOCIATE PARTNERSHIP – THE CONTEMPORARY
DANCE COMPANY OF WESTERN AUSTRALIA**

BACKGROUND:

FILE REFERENCE: P1032405
REPORTING UNIT: Business Support & Sponsorship
RESPONSIBLE DIRECTOR: Annaliese Battista, A/ Director Economic Development & Activation
DATE: 1 September 2016
MAP/SCHEDULE: N/A

The Committee recommendation to the Council for this report was resolved by the Marketing, Sponsorship and International Engagement Committee at its meeting held on 27 September 2016.

The Committee recommendation to the Council is the same as that recommended by the Officers.

The Contemporary Dance Company of Western Australia (trading as Co3) has requested sponsorship of \$47,640 to support the presentation of a comprehensive *Community Access Program* through the City's Arts and Cultural Sponsorship Program.

Co3 is a not-for-profit contemporary dance company established in 2015 as the peak body for contemporary dance in Perth. Co3 has taken over the key functions of two local dance companies Buzz Dance Theatre and Steps Youth Dance Company holding all intellectual property rights of the two companies. With office and studio space located in the King Street Arts Centre, Co3 is the state's flagship contemporary dance company, supporting and inspiring the development of dancers and dance culture in Western Australia.

Founding Artistic Director, Raewyn Hill, brings national and international experience to the creation and performance of world-class repertoire, and is renowned for her development of exemplary dancers, the programming of visceral and powerful contemporary dance works, and the creation of transformative community and education programs that connect with metropolitan, regional and remote communities.

Purpose

To inspire and enrich lives through engagement with dance by delivering excellent, contemporary performance and practice.

Vision

By 2020, Co3 will be a leading contemporary dance institution in the Australasian region, recognised locally, nationally and internationally, with a reputation for excellence, and renowned for developing its dancers, dance-makers, artists, students and management teams.

Artistic Vision

- That Co3 will be a courageous artistic house, producing world-class contemporary dance, created with national and international experts, and situated at the forefront of Australian Art; and
- Through focus on excellence, art-form innovation and risk-taking, unique development and strengthening of our dancers, engagement, connecting with and making an impact in our community, and building successful collaborations, Co3 will truly be a leading, artistically vibrant company of the 21st century.

Past Support

Year	Sponsorship Amount	Supported Program	
2015/16	\$10,000	McGowann, Webber, Hill Launch Season	
2016/17 Requested	\$47,640	City of Perth Community Access Program	
		Community Preview Program	\$10,000
		Co3's Fitness Fridays	\$2,500
		Co: Dance School Holiday Program Scholarships	\$10,000
		Open Rehearsals	\$2,500
		Youth Scholarship	\$2,640
		Developing Artists Program	\$20,000
2016/17 Proposed	\$30,250	City of Perth Community Access Program	
		Community Preview Program	\$5,000
		Co3's Fitness Fridays*	\$2,610
		Youth Scholarship	\$2,640
		Developing Artists Program	\$20,000

*Propose increased activity

An acquittal report for the 2015/16 supported project has been received and is accessible within the Elected Member Portal (TRIM 165793/16).

This information has been reviewed and demonstrates a satisfactory acquittal of the City's previous funding, as demonstrated by the following summary:

- The premiere season achieved a total attendance of 2,214 to five performances at the State Theatre Centre of Western Australia;
- The season achieved an average paid attendance at 60% capacity and a total attendance at 85% capacity; and
- The season attracted positive media review including the following:
"Exhilarating to watch...explosive impact" Rita Clarke, The Australian; and
"Hill's debut program for Co3 showcases the versatility of her dancers and also her own artistic diversity....Our State Flagship Company is in capable hands. 4½ stars" Nina Levy, The West Australian.

LEGISLATION / STRATEGIC PLAN / POLICY:**Integrated Planning
and Reporting
Framework
Implications****Strategic Community Plan**

Council Four Year Priorities: Healthy and Active in Perth
S15 Reflect and celebrate the diversity of Perth

Policy

Policy No and Name: 18.1 – Arts and Culture
18.8 – Provision of Sponsorship and Donations

Eligibility:

Policy 18.1 establishes the principles for the City of Perth supporting Arts and Culture and these principles are used to determine the level of consistency with the program or event proposed for sponsorship funding.

Policy 18.8 establishes the criteria for the City's assessment of sponsorship applications requiring the applicant to demonstrate alignment with the policy's objectives and selection criteria as follows:

Category of Sponsorship: Associate Partnership Applicant Eligibility Criteria	
<i>The applicant must:</i>	
Have formally identified arts and/ or culture as its primary purpose.	Criterion met
Be a formally constituted not-for-profit, benevolent or charitable organisation.	Criterion met
Be an Australian legally constituted entity.	Criterion met
<i>The applicant must not be:</i>	
A government authority, agency or department.	Criterion met
An individual.	Criterion met
An applicant that has previously submitted unsatisfactory or	Criterion met

Category of Sponsorship: Associate Partnership	
Applicant Eligibility Criteria	
incomplete reports.	
An applicant that has outstanding debts to the City of Perth.	Criterion met
An applicant that has already received support from the City of Perth for this project or any City of Perth sponsorship in the same financial year.	Criterion met
Project Eligibility Criteria	
<i>The project must:</i>	
Provide a public outcome within the City of Perth boundaries.	Criterion met
Occur with the specified timeframe.	Criterion met
<i>The project must not be:</i>	
For profit or commercial purposes.	Criterion met
For fundraising.	Criterion met
An award ceremony or industry specific presentation.	Criterion met
Training, workshops, research or professional development.	Criterion met

DETAILS:**Project Summary*****Project A: City of Perth Community Preview Program***

Through this program Co3 will invite 1,200 members of the community to attend one of four Co3 productions throughout the 2016/17 season at no charge.

The Community Preview Program is offered to community groups and charitable organisations within the City of Perth, seniors and equity card holders and will encourage the broader community to experience new forms of dance, whilst providing an audience development opportunity to Co3.

The program will be administered by Co3.

Key Dates

Dates	Season
15-17 September 2016	Cry
7-10 December 2016	Our City. Our Stories
27 March – 1 April 2017	Frank Einstein

Location

State Theatre Centre of Western Australia.

Ticket Prices

1,200 tickets in total will be offered to community groups and eligible individuals at no charge. Tickets prices are usually charged as follows:

Full Price - \$77.48
Concession - \$30.00

Budget

The total project budget for this activity is \$300,000. Co3 has requested \$10,000 to support this project.

Comments:

It is recommended to support the provision of 600 community tickets through the *Community Preview Program*, rather than the 1,200 community tickets proposed. This approach provides a low-risk opportunity to pilot the program whilst assessing the feasibility of continued support. The recommended level of support for this project is \$5,000.

Project B: Co3's Fitness Fridays

Coinciding with the 2017 City of Perth Winter Arts Festival, *Co3's Fitness Fridays* will deliver 10 free fitness classes to the general public at King Street Arts Centre.

Co3's Fitness Fridays aims to encourage participation in physical activity and promote mindfulness of health and fitness to the broader community and will be delivered by Co3's core dancers.

Key Dates

Dates	Program
Friday 2 June 2017 – Friday 1 September 2017	Co3's Fitness Fridays

Location

King Street Arts Centre.

Ticket Prices

This initiative is free for the general public to attend.

Participants

Co3 anticipates a total of 500 people will participate in Co3 Fitness Fridays over 10 weekly sessions.

Budget

The total project budget for this activity is \$12,000. Co3 has requested \$2,500 to support this project.

Comments:

It is recommended that this activity be supported on the basis that the program runs for the entire 12 weeks of Winter Arts Festival.

Project C: City of Perth Co: Dance School Holiday Scholarships

Act-Belong-Commit Co:Dance is one of Co3's key youth engagement initiatives and includes weeklong creative intensive sessions during school holidays for young people aged 7–17. The program aims at fostering creativity, stimulating imagination, building confidence and developing the performance skills of young dancers.

Delivered by members of the Co3 professional ensemble, each day involves contemporary dance class followed by a range of activities that help young dancers create their own ideas and movements, as well as learn some short sequences of choreography.

This program is aimed at building community relationships with schools and community centres. One week every school term, Co3 will deliver in-school workshops at primary schools across the Perth metropolitan area, offering 20 scholarship places for students to attend the workshops.

Key Dates

Dates	Program
January 2017	Co:Dance Workshops
April 2017	Co:Dance Workshops
July 2017	Co:Dance Workshops
September/October 2017	Co:Dance Workshops

Location

King Street Arts Centre

Ticket Prices

City of Perth sponsorship of this initiative will enable Co3 to offer 40 scholarship enrolments over a minimum of eight workshops.

City of Perth support will also enable Co3 to offer all other enrolments at a subsidised price of \$125.

Participants

40 scholarships and 120 paying participants

Budget

The total project budget for this activity is \$42,000. Co3 has requested \$10,000 to support this project.

Acknowledgement

Healthway, as major sponsor of the Co:Dance program, hold naming rights to Co:Dance, cited as *Act-Belong-Commit Co:Dance*. As a result, City of Perth are offered naming rights on scholarship places only, to be cited as City of Perth Scholarship to Co3's *Act-Belong-Commit Co:Dance*.

Comments:

This project is not recommended for support. Co3 have confirmed Healthway have been granted naming rights for this program, as such, the City is unlikely to attract significant positive recognition as a core contributor to the project.

Project D: City of Perth Open Rehearsals

For each rehearsal period in the lead up to a performance season, Co3 will open the King Street Arts Centre to the general public to watch an expert dance maker working with the elite company dancers in an open rehearsal. This is a unique and intimate opportunity for the public to view firsthand the raw process involved in developing a dance piece, experience the company behind the scenes, meet the Artistic Director or the choreographer and watch the dancers in an intimate environment.

Location

King Street Arts Centre.

Ticket Prices

This project is free for the general public to attend.

Audience

Through this program, Co3 aims to deliver a minimum of five *Open Rehearsals* throughout the sponsorship period with a total attendance of 200.

Budget

The total project budget for this activity is \$17,000. Co3 has requested \$2,500 to support this project.

Comments:

This project is not recommended for support. This project was considered to provide minimal benefit to the long term development of the organisation in comparison to the four other projects that have been recommended for support.

Project E: City of Perth Co:Youth Scholarship

The Act-Belong-Commit Co:Youth Ensemble includes weekly Sunday Company Labs (training), taught by some of Western Australia's leading teaching artists and national and international guests. Under the guidance of an expert leadership team, and delivered by Co3 professional dance artists, Co3 also provides an opportunity for participants to create and perform their own choreography, learn existing Co3 repertoire, and develop site-specific works.

In addition, the Elite Training Squad is selected by Co3's Artistic Director and Community and Engagement Director through auditions for young dancers in Year 10 or above. The Elite Training Squad program is focused on nurturing the individual dancer, providing strength and conditioning training, technical refinement and artistry development, leading towards tertiary transition readiness through strategic partnerships with the Western Australian Academy of Performing Arts (WAAPA) and LINK Dance Company.

Co3 contributes to the Western Australian dance ecology through a range of artistic programs, secondments, traineeships, and skills development initiatives. Within the local community Co3 continues to build pathways for the company dancers and youth ensemble and for Co3 to engage with and provide employment opportunities across all levels of the WA dance community.

The *Co:Youth Scholarship* is an initiative aimed to award exemplary young dancers involved in the Co:Youth program. It allows Co3 to provide support towards their progression in training as a professional dance artist. City of Perth support will enable Co3 to award two young dancers with a scholarship place to the program.

Key Dates

Dates	Program
October 2016	Auditions for 2017 Co: Youth Ensemble
7 – 10 December 2016	Our City. Our Stories. Dolphin Theatre
Wednesdays and Sundays 2017	Training

Location

King Street Arts Centre & Dolphin Theatre University of Western Australia.

Ticket Prices

Sponsorship will support two Youth Ensemble scholarships, normal membership price \$1,320 per annum.

Participants

A total of 70 Youth Ensemble participants are appointed.

Budget

The total project budget for this activity is \$90,000. Co3 has requested \$2,640 to support this project.

Comments:

This project is recommended for support as it positions the City as a direct contributor to the development of young artists in Perth, which contributes to a vibrant cultural sector and creative economy. At the culmination of the audition for the 2017 Co:Youth, two young people will be selected as the inaugural recipients of the *City of Perth Scholarship* to Act-Belong-Commit Co:Youth Ensemble. Co3 will provide an opportunity for a City of Perth representative to publicly present the scholarships at a community event.

Project F: City of Perth Developing Artists Program

Co3 artists are among some of Australia's most talented emerging dancers and Co3 is committed to the development of its dancers as they are embedded within all elements of the company, including performances, education programs and community engagement projects.

Each dancer receives mentoring and support from Artistic Director, Raewyn Hill, and Community Engagement Director, Richard Longbottom, toward developing and expanding their artistic practice.

Co3 artists make a personal commitment to Co3 to remain in Perth and invest in the developing cultural landscape through their contribution to the dance sector.

Co3 artists make an invaluable and immeasurable contribution to the daily life of the company and by 2017, Co3 aims to double the number of weeks that the dancer is employed. This will provide greater opportunities for Co3 dancers to contribute to the development of the Company as well as accelerate their artistic journey. Co3's major goal over 2017-2020 is to provide nine dancer contracts per annum including two Developing Artists.

Location

King Street Arts Centre.

Budget

The total project budget for this activity is \$40,000. Co3 has requested \$20,000 to support this project.

Comments:

This project is recommended for support. Co3 is currently able to employ six dancers for an average of 10-15 weeks per year. City of Perth sponsorship of the *Developing Artists Program* will directly support the artist wages for two Developing Artists by extending Co3 contract periods.

Longer-term, support of this initiative assists Co3 in achieving artistic goals and working towards a full-time dance ensemble by 2021. This project supports the economic and professional development of the sector and positions the city as a hub for professional arts activity.

ASSESSMENT:

The application was measured against the objectives and assessment criteria outlined in the Arts and Cultural Sponsorship Guidelines and in accordance with Policy 18.8 and Policy 18.1.

The identified objectives of projects within the Associate Partnership Category of Arts and Cultural Sponsorship are to support arts and cultural activities that:

- Invest in the development and presentation of local arts and cultural activity;
- Enhance the profile of the city of Perth as pre-eminent cultural destination;
- Enhance the corporate profile of the City of Perth; and
- Contribute to the economy of the city.

The project must demonstrate shared objectives as an Associate Partner

Through this category of sponsorship, the City supports projects which invest in the development and presentation of local arts and cultural activity. Since its inception in 2015, Co3 has earned critical acclaim for its premiere season *re:Loaded* supported by the City of Perth through the Arts and Cultural Sponsorship Program in 2015/16.

The *City of Perth Community Access Program* provides the community with ongoing opportunities to engage with the State's flagship contemporary dance company. The program provides audiences with unprecedented access to the creative process of contemporary dance. The *Open Rehearsals Program* is designed to develop a new generation of dance lovers in Perth. *Co3 Fitness Fridays*, *Community Preview Program* and the *Open Rehearsals Program* will attract increased visitation to King Street Arts Centre and surrounds.

Co3 implements a company-wide commitment and long-term approach to build and develop audiences. Key principles of Co3's Audience Development Strategy include understanding existing audiences' needs whilst attracting new audiences and establishing ongoing relationships with target audiences.

As a result of Co3's comprehensive engagement programs, acclaimed performance seasons and location at King Street Art Centre, the company enhances the profile of the City of Perth as a cultural destination.

The project must demonstrate artistic excellence

As the State's flagship professional contemporary dance company Co3 is currently involved in various collaborations with high profile organisations, cultural institutions and venues also renowned for artistic excellence. These collaborations work towards successfully producing outcomes that directly influences the growth of the cultural profile of the City of Perth as well as developing new audiences for Co3 and contemporary dance. These collaborations include Art Gallery of Western Australia, Sydney Dance Company, LINK, WAAPA, STRUT and Ausdance WA.

Currently, Co3 is in discussion with Sydney Dance Company (SDC) who will support Co3 in a number of initiatives across 2016/2017, including selecting repertoire from their season of New Breed; technical equipment loans; and workshops and master classes for Co3's Youth Programs.

Co3 is invested in the on-going development of the next generation of Australia's dance makers. Co3 dancer development is supported through an elite performance culture and sector-leading physical training programs to ensure artists are the fittest and of the highest standard in Australia.

The organisation must have an established relationship with the City of Perth and has demonstrated a high standard of service and program delivery

Co3 was previously sponsored by the City of Perth to present the premiere season *re:Loaded*. The season received critical acclaim and the applicant demonstrated a high standard of program delivery.

Applicants must provide evidence of a financial contribution to the project derived from other sources

Co3 has provided a total budget of \$501,000 for the *City of Perth Community Access Program* comprised of six projects:

Project A: City of Perth Community Preview Program;

Project B: City of Perth Fitness Fridays with Co3;

Project C: City of Perth Co:Dance School Holiday Scholarships and Subsidy Program;

Project D: City of Perth Open Rehearsals Access Program;

Project E: City of Perth Co:Youth Scholarship; and

Project F: City of Perth Developing Artists Program.

The budget includes box office income (\$55,000) Membership (\$84,000) Department of Culture and the Arts (\$100,000) Healthway (\$50,000) Australia Council (\$28,000)

Corporate Sponsorship (\$34,000) Donations (\$50,000) and a self-contribution of \$50,000.

The request of \$50,000 represents approximately 10% of total program costs.

Acknowledgement

City of Perth funding of \$30,250 would secure the benefits outlined in Parts 2.1 to 2.8 of this report.

FINANCIAL IMPLICATIONS:

ACCOUNT NO:	93C4 8000 7901
BUDGET ITEM:	Recreation and Culture – Other Culture – Donations and Sponsorship
BUDGET PAGE NUMBER:	TBA
	BUDGET ITEM
BUDGETED AMOUNT:	\$1,280,000
AMOUNT SPENT TO DATE:	\$ 693,250
PROPOSED COST:	\$ 30,250
BALANCE:	\$ 556,500

All figures quoted in this report are exclusive of GST

COMMENTS:

The request of \$47,640 (exc. GST) is considered consistent with the return on investment anticipated for the described program. However, upon analysis of the application, the amount of \$30,250 is recommended to support the presentation of the following projects within the *City of Perth Community Access Program*:

Project A: City of Perth Community Preview Program;

Project B: City of Perth Fitness Fridays with Co3;

Project E: City of Perth Co:Youth Scholarship; and

Project F: City of Perth Developing Artists Program.

Co3 prioritises programs for young people that support their development as creative, innovative and entrepreneurial individuals. The community and education programs that Co3 provide are progressive and responsive to community needs, giving a broad range of public direct access to, experience in, and appreciation for contemporary dance.

REMPPLAN, the City's Economic Modelling Tool estimates the direct economic impact of the recommended projects to be \$410,000. This estimate reflects only the economic impact based on the City's contribution to the projects and not the entire program. REMPLAN estimates that the direct economic impact of the Co3 2015 Annual Season was \$1,028,000. It is expected that the direct economic impact of the 2016 Annual Program will exceed \$1,500,000.

Arts, Culture & Heritage Unit has identified Co3 as a key future partner due to its commitment to the development of young artists and the art form, and encouraging professional arts practitioners to remain in Perth. This recommendation represents a strategic investment to support the development of Co3 to meet these shared objectives.

Moved by Cr Chen, seconded by Cr Yong

That Council:

- 1. approves Cash Sponsorship - Associate Partnership, of \$30,250 (excluding GST) to The Contemporary Dance Company of WA Limited (trading as CO3) for sponsorship of the City of Perth Community Access Program;***
- 2. notes that CO3 will provide the following sponsorship benefits to the City:***
 - 2.1 naming rights to the supported projects to be cited as “City of Perth Community Preview”, “City of Perth Fitness Fridays with CO3”, “City of Perth Developing Artists Program”;***
 - 2.2 joint naming rights to Youth Scholarship Program to be cited as “City of Perth Scholarship to the Act-Belong-Commit Co: Youth Ensemble”;***
 - 2.3 inclusion of City of Perth signage at sponsored events;***
 - 2.4 inclusion of City of Perth crest on all promotional materials including print advertising and Television Commercial;***
 - 2.5 verbal acknowledgement of City of Perth support in radio advertising and in speeches at all official functions;***
 - 2.6 inclusion of City of Perth crest on partners banner on display in the Heath Ledger Theatre bar and projected onto the wall at Studio Underground bar during Black Swan State Theatre Company productions;***
 - 2.7 opportunity for the Lord Mayor or representative to publicly present the City of Perth Youth Scholarships;***
 - 2.8 Provision of video, copy, images and/or interviews for use at the City’s discretion;***

(Cont’d)

- 3. notes that the City of Perth is to be provided with an acquittal report for the supported project within 3 months of completion of the supported projects and an audited annual financial report of The Contemporary Dance Company of Western Australia within 6 months of the conclusion of the relevant financial year.**

The motion was put and carried

The votes were recorded as follows:

For: The Lord Mayor, Crs Adamos, Chen, Davidson, Green, Harley, Limnios, McEvoy and Yong

Against: Nil

**378/16 THREE YEAR PARTNERSHIP – VOLUNTEERING WA INC. -
HOMELESS CONNECT PERTH**

BACKGROUND:

FILE REFERENCE:	P1023236
REPORTING UNIT:	Community Services
RESPONSIBLE DIRECTORATE:	Community and Commercial Services
DATE:	12 September 2016
MAP/SCHEDULE	N/A

The Committee recommendation to the Council for this report was resolved by the Marketing, Sponsorship and International Engagement Committee at its meeting held on 27 September 2016.

The Committee recommendation to the Council is the same as that recommended by the Officers.

As an initiative of the Council of Capital City Lord Mayors, at its meeting held on 29 January 2008, Council supported the concept of the Homeless Connect Perth event to be implemented as part of a national program in partnership with business and the community. The successful inaugural Homeless Connect Perth event was held on 26 November 2008 at the Citiplace Community Centre.

Eight successful Homeless Connect Perth events have since been held by the City in partnership with Volunteering WA. The event has become an annual event with the 2015 event held at Russell Square, the Hellenic Community Centre, and the RUAH Homeless Day Centre in Northbridge.

At its meeting held on **5 August 2015**, Council approved sponsorship to Volunteering WA Inc. for the implementation partnership of the eighth annual Homeless Connect Perth.

LEGISLATION / STRATEGIC PLAN / POLICY:**Integrated Planning
and Reporting
Framework
Implications****Strategic Community Plan**

Council Four Year Priorities: Living in Perth
S9 Promote and facilitate CBD living

Policy

Policy No and Name: CP18.8 – Provision of sponsorship and donations

DETAILS:

Homeless Connect Perth is based on a “one-stop-shop” model of service provision to homeless people. It was developed in San Francisco in 2004 and is now being held around the world.

The aims of Homeless Connect Perth are to:

- Provide immediate services and support to meet the wide range of needs of homeless people and people at risk of homelessness;
- Empower homeless people and people at risk of homelessness and provide awareness of longer term opportunities and pathways to meet individual needs;
- Increase community and business understanding and support through involvement in Homeless Connect Perth;
- Enable better connection of services to meet the holistic needs of homeless people and people at risk of being homeless, on the day and beyond; and
- Create a day of celebration, hope, fun and social connections.

The Homeless Connect Perth 2016 is a free event to be held on Wednesday, 9 November 2016 at Russell Square, the Hellenic Community Centre and RUAH Centre in Northbridge.

Homeless Connect Perth brings together government, businesses, community groups and volunteers to provide more than 100 free essential services to people experiencing homelessness or at risk of homelessness for a day. The goal of the day is to facilitate access to a range of services that ultimately assist people who are disadvantaged to find new pathways and connections out of homelessness. The range of services available on the day includes:

- Accommodation assistance;
- Support and counselling;
- Legal advice;
- Employment options;

- Free health check-ups (GPs, dentists, podiatrists and optometrists including free prescription glasses);
- Massage and natural therapy treatments;
- Food and beverages;
- Personal hygiene assistance (haircuts, showers and clothing);
- Identification documentation;
- Budget / financial counselling;
- Employment/training services;
- Health services;
- Aboriginal services; and
- Youth services.

2015 Acquittal

The Homeless Connect Perth 2015 event was held on Wednesday, 11 November 2015. The “one-stop-shop” of service providers was set-up in Russell Square, the Hellenic Community Centre and the RUAH Community Centre Northbridge. It was estimated:

- More than 1500 persons, who are homeless, without secure accommodation or at risk of being homeless, attended;
- 450 volunteers were recruited and assisted with the delivery of Homeless Connect Perth 2015. This included 200 general and specialist volunteers to work on the delivery of Homeless Connect Perth, with another 250 volunteers working in the donations warehouse and for the pre-event set-up and post-event clean up. Nine corporate teams were involved. A total of 5,597 hours of volunteering time, equating to \$182,070;
- 106 service providers (an increase from 84 in 2014) from all levels of government and not for profit agencies provided more than 3,000 instances of assistance and support. Examples of support services included hot meals and refreshments, hairdressing (200 haircuts), showers, podiatry (\$9,000 worth), dental treatments, medical treatment, prescription glasses (70 examinations and glasses dispensed), Centrelink assistance, Medicare assistance, Australian Taxation assistance, Australian Electoral Commission assistance and assistance from the Registry of Births, Deaths and Marriages;
- More than 1,500 main meals were serviced for lunch in addition to 1,800 cups of coffee, 1,200 freshly squeezed cups of orange juice and 1,000 bacon and egg breakfast rolls; and
- Six truckloads of donated items were distributed. Donated items included swags, sleeping bags, blankets, toiletry/hygiene packs, shoes, clothing, underwear, children’s toys, books, household items and non-perishable food.

Funding Request

The total cost of the 2016 Homeless Connect Perth event is \$396,600. Volunteering WA Inc. is seeking cash sponsorship of \$85,000 as a contribution towards the delivery of the event.

Included in the \$85,000 request is \$10,000 for the cost to rent warehouse space in Welshpool which will serve as a collection and sorting space for donated items for Homeless Connect Perth 2016. Until 2015 the City of Perth provided the use of the Gasworks Building at no cost. Following a storm, the Gasworks Building sustained damage to the area used by Volunteering WA and the building is no longer accessible. In 2015, a contribution of \$6,000 was provided to Volunteering WA to assist with the cost of leasing another space. It is proposed that there be no increase to this amount and Volunteering WA utilise some of the surplus funds carried over from previous Homeless Connect Perth events to cover any shortfall.

Other internal costs related to the event are as follows:

Advertising for Road Closure	\$ 800
Event bins	\$ 525
Event Parking Bays	\$2,514
Total	\$3,839

It should be noted that approximately \$4,800 in City of Perth costs relating to reserve hire and road closures are paid directly by Volunteering WA back to the City.

Most services participating in Homeless Connect Perth donate their time and resources to the day. Financial assistance of \$80,000 (\$60,000 confirmed) has been provided to assist with the delivery of Homeless Connect Perth and a further \$221,600 of in-kind services and support will be provide by a number of organisations.

Other cash contributions include:

PCWA / Santos	\$35,000	Confirmed
Department for Child Protection and Family Support	\$ 5,000	Unconfirmed
Rotary Club of Ballajura	\$ 5,000	Unconfirmed
Department of Aboriginal Affairs	\$ 5,000	Unconfirmed
Australia Post	\$ 5,000	Unconfirmed
Other	\$25,000	Confirmed

It is calculated that for every City of Perth dollar invested in Homeless Connect Perth a threefold return on investment is generated from the community and business in terms of volunteered time and donated services.

Past contributions

The City of Perth has supported the event with funding since 2008. The following table shows the City's previous support for the event:

Year	City of Perth implementation contribution to Volunteering WA (\$)	Other costs met by the City of Perth (including, waste and parking management, road closure, advertising and traffic management) (\$)	Total
2008	60,000	8,594	68,594
2009	60,000	31,622	91,622
2010	65,000	5,324	70,324
2011	65,000	3,126	68,126
2012	68,000	4,621	69,621
2013	69,700	8,563*	78,263
2014	77,000 **	5,748	82,748
2015	79,350***	4,500	83,750
2016 (Proposed)	81,000	Advertising of road closure, event bins and event parking as quoted by City - \$3,539	84,539
2017 (Proposed)	81,000 +CPI	Advertising of road closure, event bins and event parking as quoted by City - up to \$5,500	81,000 + CPI (plus up to \$5,500 in-kind)
2018 (Proposed)	2018 cash amount +CPI	Advertising of road closure, event bins and event parking as quoted by City - up to \$5,500	2018 cash amount +CPI (plus up to \$5,500 in-kind)

* A one off repair cost of \$3,560 incurred for electrical cable spiking in Russell Square.

** A one off contribution of \$5,000 for the Homeless Connect Perth Review and Feasibility Study.

*** Includes \$1,350 for the traffic management costs relating to the event road closure and an additional \$6,000 for warehouse costs.

3 Year Partnership Agreement

It is recommended the City of Perth enter into a three year partnership with Volunteering WA Inc.

For the past eight years, Volunteering WA Inc. have had an annual partnership agreement with the City of Perth and have consistently delivered a very successful day that has a positive impact on individuals by providing them with immediate connections to multiple support and service providers that assist homeless people and people at risk of homelessness.

The benefits of the City of Perth entering a three year agreement with Volunteering WA Inc. include:

- Allow for longer term planning and development of strategies for the future delivery of Homeless Connect Perth. Currently it is not possible to plan too far in advance without secure funding beyond one year.

- Minimise the number of lost opportunities that require advance commitment such as additional fundraising opportunities, engagement of key team members, negotiation of venue space and facilities, engaging corporate and specialist volunteers.
- Allow for the development of engagement strategies with supporters allowing for other long term partnership opportunities and ability to build longer term relationships with service providers who are crucial to the delivery of Homeless Connect Perth.
- Allow both Volunteering WA and the City of Perth to be responsive to research already undertaken in relation to Homeless Connect Perth and help both organisations to respond and to further develop research findings.
- Demonstrate that the City of Perth is committed to providing support to homeless people in our community long term.

Sponsorship Recognition

The 3 year partnership agreement with Volunteering WA will include the following recognition:

- City of Perth crest to be included on all promotional material and publications for Homeless Connect Perth (2016, 2017 and 2018);
- City of Perth acknowledged in all advertising and promotions;
- City of Perth acknowledged in the Volunteering WA Annual Report;
- City of Perth signage at the event and collection and sorting warehouse;
- City of Perth acknowledgement as principal partner on Volunteering WA and Homeless Connect websites;
- Provision of a web link to the City of Perth website;
- Invitation for the Lord Mayor to officially launch Homeless Connect Perth 2016, 2017 and 2018;
- Invitation for Elected Members and senior officers and staff to attend the launch of Homeless Connect 2016, 2017 and 2018; and
- Provision of Homeless Connect photographs and DVD as required for City of Perth publications and online communications.

FINANCIAL IMPLICATIONS:

ACCOUNT NO:	CL
BUDGET ITEM:	Recreation and Culture – Other Recreation and Sport – Community Recreation Program
BUDGET PAGE NUMBER:	TBA
BUDGETED AMOUNT:	\$85,702
AMOUNT SPENT TO DATE:	\$0
PROPOSED COST:	\$84,539
BALANCE:	\$ 1,163

All figures quoted in this report are exclusive of GST.

COMMENTS:

Homelessness is an ongoing issue. It is complex and requires a collaborative approach.

Feedback from the sector indicates that Homeless Connect Perth is considered beneficial to managing homelessness in the city with many homeless service providers closing for the day to be part of the event.

The success of Homeless Connect Perth is due to the unique partnership of the City of Perth, Volunteering WA Inc. and all the volunteers, service providers, donors and community supporters, and is a positive example of what can be achieved through collaboration.

While the event is held one day per year, Volunteering WA works all year round on various aspects of the project, in particular liaising with service providers, coordinating the collection and sorting of donations before and after the event, recruiting volunteers and the seeking other sponsors and fundraising events.

Homeless Connect Perth has received acknowledgment from other sectors – twice receiving a City of Perth Australia Day Award and in 2016 was a finalist in the WACOSS (Western Australian Council of Social Service) Community Services Excellence Awards.

This year the City of Perth was bequeathed \$179,454.12 to be used for the purpose of Homeless Connect. It is not the City's intention to use this money to subsidise the City of Perth's contribution to the Homeless Connect Perth day but instead develop longer term initiatives. The City of Perth will work in collaboration with Volunteering WA to identify these initiatives which will sit under the umbrella of Homeless Connect Perth and will be for the benefit of people experiencing homelessness or at risk of homelessness. Proposed initiatives will be reported back to Council as appropriate.

Moved by Cr Limnios, seconded by Cr Yong

That Council:

- 1. approves a three year partnership with Volunteering WA Inc. commencing October 2016 through to December 2019 for the delivery of the annual Homeless Connect Perth event;***
- 2. approves Cash Sponsorship of \$81,000 per annum for the delivery of Homeless Connect Perth totalling \$243,000, plus annual CPI adjustments in 2017/18 and 2018/19;***
- 3. approves In-kind Sponsorship up to \$5,500 per annum for costs associated with event bins, event parking and road closure advertising for the duration of the three year partnership;***

(Cont'd)

- 4. notes that a detailed acquittal report is to be submitted within four months of the Homeless Connect Perth event concluding each year.**

The motion was put and carried

The votes were recorded as follows:

For: The Lord Mayor, Crs Adamos, Chen, Davidson, Green, Harley, Limnios, McEvoy and Yong

Against: Nil

379/16 CITY OF PERTH PARKING PARTNERSHIP 2016/17 - ROE STREET CAR PARK USE OF ROOFTOP FOR ARTRAGE ROOFTOP MOVIE

BACKGROUND:

FILE REFERENCE:	P1028024
REPORTING UNIT:	Commercial Parking
RESPONSIBLE DIRECTORATE:	Community and Commercial Services
DATE:	09 September 2016
MAP / SCHEDULE:	N/A

The Committee recommendation to the Council for this report was resolved by the Marketing, Sponsorship and International Engagement Committee at its meeting held on 27 September 2016.

The Committee recommendation to the Council is the same as that recommended by the Officers.

At its meeting held on **31 January 2012**, Council approved use of the Roe Street Car Park for a trial operation of a rooftop open air cinema to be operated by Artrage Inc. for the period from 7 February until 30 April, 2012.

After the trial season, season one of the Rooftop Movies ran from 10 December 2012 to 18 April 2013, season two from 24 October 2013 to 12 April 2014, season three from 30 October 2014 to 11 April 2015 and season 4 from 19 October to 31 March 2016.

Throughout these periods, Artrage Inc. has used the rooftop of Roe Street Car Park to screen outdoor movies and hold morning yoga sessions. A New Year's Eve party event was held; City of Perth Parking (CPP) was a partner of this event. Advertising and other promotions have been used to offset the costs associated with Artrage Inc. utilising the space.

LEGISLATION / STRATEGIC PLAN / POLICY:**Integrated Planning
and Reporting
Framework
Implications****Strategic Community Plan**

Council Four Year Priorities: Community Outcome
S13 Development of a healthy night time economy

Policy

Policy No and Name: CP18.8 – Provision of sponsorship and donations

DETAILS:

The City of Perth has for some years promoted the use of the upper stories of several of the City's car parks to conduct events when there is an availability of parking bays. Rooftop Movies managed by Artrage Inc. has operated four seasons on the upper level of the Roe Street Car Park occupying 67 parking bays.

In previous years, it was suitable to hold an event on the Roe Street rooftop over an extended period as the demand for parking particularly on weekdays was low. However, with the nearing completion of Kings Square, Perth City Link and other developments, it is expected that the demand for parking in the area and particularly the Roe Street Car Park which is located directly opposite the Kings Square development will increase significantly as more commercial tenants and retailers move into the area.

In previous seasons, the Rooftop Movies have been successful in stimulating vibrancy and bringing people into the city. The report provided identifies a drop from 30,960 to 29,340 patrons visiting the movies throughout the 2014/15 season and a slight decline in the average nightly attendance to from 227 to 217.

In commercial terms, the loss of income from the use of the 67 bays as an event space had minimal impact on patronage by movie goers parking in the Roe Street Car Park. The table below provides a comparison of night car park patronage during the event; for a normal period 30 days just prior to the event; and for a longer period earlier in the year.

Rooftop Movie - Patronage Analysis (Night, Entry between 6pm to 12am)**Patronage Analysis Rooftop Movie Period Vs Normal Business Period**

	Night time Patronage 6pm to 12 midnight	Average Patronage/ Night
1	Rooftop Movie Period Patronage 30/10/2014 to 11/04/2015	572
2	Normal Business Period Patronage Prior to Event 25/09/2014 to 25/10/2014 (30 days)	591
	Variance	-3.28%

	Night time patronage 6pm to 12 Midnight	Total Patronage
1	Rooftop Movie Period Patronage 30/10/2014 to 11/04/2015 (164 days)	84,443
2	Normal Business Period Patronage 15/05/2014 to 25/10/2014 (164 days)	79,870
	Variance	5.89%

It should be noted that generally, the Roe Street Car Park has a history of reaching its capacity in terms of patronage on Friday and Saturday nights. This must be taken into consideration when deciding whether it is a viable option to reduce the Roe Street Car Park by 65 parking bays over this high use period.

Rooftop Movies will this year occupy 65 bays as 2 bays have been leased to Vodafone on a permanent basis for telecommunications equipment.

Following the conclusion of the 2016/17 Rooftop Movie season, a further review is to be conducted to determine the most appropriate use of the rooftop of the Roe Street Car Park including whether events that extend over a long period are suitable when demand for parking is expected to be high.

A number of risks may impact the Roe Street Car Park operations if the Artrage Rooftop Movie events occur for the 2016/17 period. Below is a risk management table addressing the potential risks:

Risk Management Table

Risk Description	Likelihood	Consequence	Risk Rating	Mitigation
Lack of patrons	Unlikely	Loss of revenue	Medium	Artrage Inc. will be providing advertising benefits to CPP
Increased parking demand due to nearby developments	High	Complaints from the public	Medium	Providing alternative parking options via CPP App, signage and website
Patrons falling over 1 metre wall on top level of car park	Unlikely	Death	Low	Artrage Inc. to provide security to manage people on in the area
Evacuation in an emergency	Unlikely	Bodily injury to patrons or CPP staff	Low	Evacuation plan is in place. CPP will communicate the evacuation plan to Artrage Inc. Clear signage in car park building

FINANCIAL IMPLICATIONS:

ACCOUNT NO:	09112000
BUDGET ITEM:	CPP – Undercover Car Park Operations
BUDGET PAGE NUMBER:	62
BUDGETED AMOUNT:	\$ 2,894,034
AMOUNT SPENT TO DATE:	\$
PROPOSED COST:	\$ 167,696
BALANCE:	\$ 2,726,338

All figures quoted in this report are exclusive of GST.

COMMENTS:

The City of Perth has reviewed operational and financial implications and the information from previous seasons of the Rooftop Movies at Roe Street Car Park.

As a result, Artrage are required to ensure that all planning, health and legislative approvals are in place before Artrage Inc. can commence the use of the upper level of the Roe Street Car Park for events. Artrage must also update and comply with the relevant Hazard and Risk Assessment documents, address all Occupational Safety and Health (OSH) related issues associated with the event and have approved by the City Security and Traffic Management Plans at least two weeks prior to the start of the rooftop movies.

City of Perth staff will continue to work closely with Artrage Inc. to ensure the success of the Rooftop Movies season for 2016/17.

Analysis is ongoing in order to assess the change in demand for parking in the area in light of the ongoing development of Kings Square, Perth City Link and how this may impact on future parking demands for the Roe Street Car Park and the surrounding area in 16/17 and beyond.

Artrage are also seeking funding/sponsorship from the City for the FRINGE World Festival and is subject to a separate report to Council.

Moved by Cr Chen, seconded by Cr Harley

That Council:

- 1. approves the Artrage Rooftop Movie event to be conducted on the rooftop of the Roe Street Car Park for the 2016/17 season from Monday, 17 October 2016 until Sunday, 19 March 2017 that includes event bump-in and bump-out. The parking fees of \$167,696 associated with the use of the space are to be offset by partnership benefits to the City of Perth in facilitating the event;***

(Cont'd)

- 2. *the event organiser will provide the following partnership benefits to the City to offset the parking fees:***
 - 2.1 *inclusion of the City of Perth Parking logo in all print promotional material and publications including posters and flyers, performance programs and advertisements;***
 - 2.2 *inclusion of the City of Perth Parking logo on electronic media including website, e-news and Facebook page;***
 - 2.3 *City of Perth Parking digital advertisement screened nightly throughout the season;***
 - 2.4 *improvements to directional signage on ground level to increase traffic to both Rooftop Movies and the City of Perth car park and other additional signage as approved by the City of Perth;***
- 3. *notes that following conclusion of the 2016/17 Rooftop Movie season a further review is to be conducted to determine the most appropriate use of the rooftop of the Roe Street Car Park.***

The motion was put and carried

The votes were recorded as follows:

For: The Lord Mayor, Crs Adamos, Chen, Davidson, Green, Harley, Limnios, McEvoy and Yong

Against: Nil

**380/16 ARTS AND CULTURAL SPONSORSHIP 2016/17 – MAJOR
PARTNERSHIP – ARTRAGE INC. 2017 FRINGE WORLD
FESTIVAL**

BACKGROUND:

FILE REFERENCE: P1032405-01
REPORTING UNIT: Business Support & Sponsorship
RESPONSIBLE DIRECTOR: Economic Development & Activation
DATE: 29 August 2016
MAP / SCHEDULE: Confidential Schedule 5 – Food & Beverage operations
(Distributed to Elected Members under separate cover)

The Committee recommendation to the Council for this report was resolved by the Marketing, Sponsorship and International Engagement Committee at its meeting held on 27 September 2016.

The Committee recommendation to the Council is the same as that recommended by the Officers.

Artrage Inc. has requested Arts & Cultural Sponsorship of \$100,000 exc. GST to support the presentation of Artrage Inc. managed venues located within the City of Perth boundaries during the *2017 FRINGE World Festival*.

In addition, Artrage Inc. has requested support to present the *2017 FRINGE World Festival* from City of Perth Parking as a commercial partnership. It should be noted, however, that the level of investment and anticipated outcomes are to be managed independently and on the basis of differing service priorities.

The City of Perth has provided in-kind support to Artrage Inc. for the underpropping of the Cultural Centre Car Park since the event's pilot in 2011. Underpropping is necessary to support the structural integrity of the City's car park. Approval to discount parking fees associated with the underpropping, (50% discount on the estimated loss of income) is within the delegated authority of the Director of Community and Commercial Services and has previously been approved at that level.

The City's cash sponsorship contribution is measured in accordance with the City's Arts and Cultural Sponsorship objectives, eligibility and assessment criteria whilst the in-kind component provided by City of Perth Parking is expected to off-set the costs associated with using the car park and provide a commercial benefit to the City's parking operations.

Organisation Background

Artrage Inc. is a not-for-profit multi-arts organisation and registered charity incorporated in 1983 (formerly *Festival Fringe Society of Perth*).

Artrage Inc. has stated its purpose, vision and mission as:

Purpose

To enrich and evolve the creative arts of Western Australia.

Vision

To embed FRINGE World Festival in the hearts and minds of all Western Australians.

Mission

To provide enduring benefits for artists, audiences and a diverse family of stakeholders through building the world's strongest festival.

Artrage Inc. is a key contributor to the vibrancy and vitality of cultural life of Perth. Artrage Inc. is the producer of *FRINGE World Festival*, *Rooftop Movies* and *Outer Fringe*. *FRINGE World Festival* is an open-access, annual, multi-disciplinary arts Fringe Festival, presenting work by independent local, national and international artists.

Through partnerships with key organisations such as Department of the Premier and Cabinet, *Outer Fringe* tours *FRINGE World Festival* shows throughout regional Western Australia.

In 2016, the organisation commissioned the *FRINGE World Festival 2016 Impact Report*. The report recorded community perceptions of the *FRINGE World Festival* and provided an analysis of the festival's economic impact. Provided to the City of Perth in July 2016, the *FRINGE World Festival 2016 Impact Report* reports that Gross Visitor Expenditure during the 2016 festival was \$70,500,000 with a total Gross Economic Movement of \$98,000,000. 3,381 artists participated in the 2016 *FRINGE World Festival*, of which, 71% originated in Western Australia, 19% originated elsewhere in Australia and 10% originated from overseas. \$8,300,000 was delivered to artists in gross box office returns.

An acquittal report for the 2015/16 supported project and the 2014/15 audited financial statements have been received and are accessible within the Elected Member Portal (TRIM 92376/16). The 2015/16 Audited financial statement is not expected until October 2016.

This information has been reviewed and demonstrates a satisfactory acquittal of the City's previous funding, as demonstrated by the following summary:

- In 2016, a total audience of 989,675 attended *FRINGE World Festival* events (free and ticketed). This represents 724,156 total attendances at Artrage Inc. managed venues within the City of Perth;
- 3,381 artists participated in the festival (71% from WA). 2,226 artists performed in an Artrage Inc. managed venue within the City of Perth;

- 72 Independent venues were located within the City of Perth, these venues recorded free and ticketed attendance of 211,171;
- 90% of *FRINGE World Festival* survey respondents believe *FRINGE World Festival* enables them to see high quality performances they would otherwise not see;
- 68% respondents agree that *FRINGE World Festival* has contributed to them feeling safer in Northbridge and the Perth city centre;
- 75% of audiences ate at a restaurant before or after attending a *FRINGE World Festival* venue and 67% of audiences had a drink at a bar, nightclub or café; and
- 68% of local businesses agree that *FRINGE World Festival* has a significant positive impact on their business.

Past support

The City of Perth has provided sponsorship for the *FRINGE World Festival* since its inception in 2010/11.

Artrage Inc. Arts & Cultural Sponsorship Program sponsorship history is as follows:

Year	Description	Requested	Approved
2010/11	Spiegeltent Program/ Fringe World Festival Freebies- Event Pilot	\$20,000	\$20,000*
2011/12	<i>Arts & Cultural Sponsorship</i> Fringe World Festival	\$50,000	\$50,000
2012/13	<i>Arts & Cultural Sponsorship</i> Fringe World Festival 10 Festival Hub Venues	\$50,000	\$50,000
2013/14	<i>Arts & Cultural Sponsorship</i> Fringe World Festival Festival Hub Venues	\$51,250	\$51,250
2014/15	<i>Arts & Cultural Sponsorship</i> Fringe World Festival Festival Hub Venues	\$100,000	\$72,531
2015/16	<i>Arts & Cultural Sponsorship</i> FRINGE World Festival 2016	\$100,000	\$75,000
2016/17	<i>Arts & Cultural Sponsorship FRINGE World Festival 2017</i>	<i>\$100,000</i>	<i>Proposed \$100,000</i>

*(\$15,000 Arts and Cultural Sponsorship, \$5,000 Marketing Unit)

Artrage Inc. City of Perth Parking partnership history is as follows:

Year	Description	Requested	Approved
2010/11	<i>City of Perth Parking</i> Use of car bays in Cultural Centre Carpark	In-Kind	\$10,000 In-kind

Year	Description	Requested	Approved
2011/12	<i>City of Perth Parking</i> Use of car bays in Cultural Centre Carpark	In-kind	\$10,108
	<i>City of Perth Parking</i> Use of Roe Street Car Park - Rooftop Movies	In-kind	\$53,300 In-kind
2012/13	<i>City of Perth Parking</i> Use of car bays in Cultural Centre Carpark	In-kind	\$10,000
	<i>City of Perth Parking</i> Use of Roe Street Car Park - Rooftop Movies	In-kind	\$130,660 In-kind
2013/14	<i>City of Perth Parking</i> Use of car bays in Cultural Centre Carpark	In-kind	\$10,108
	<i>City of Perth Parking</i> Use of Roe Street Car Park - Rooftop Movies	In-kind	>\$130,000 In-kind 172 days
2014/15	<i>City of Perth Parking</i> Use of Cultural Centre Car Park	In-kind	\$11,409.60 In-kind
	<i>City of Perth Parking</i> Use of Roe Street Car Park - Rooftop Movies	In-kind	\$150,561.65 In-kind
2015/16	<i>City of Perth Parking</i> Use of Roe Street Car Park	In-kind	\$190,598 In-kind 163 days
	<i>City of Perth Parking</i> Use of Cultural Centre Car Park	In-kind	\$11,409.60
2016/17	<i>City of Perth Parking Use of Roe Street Car Park</i>	<i>In-kind</i>	<i>Proposed \$167,696 In-kind</i>
	<i>City of Perth Parking Use of Cultural Centre Car Park</i>	<i>In-kind</i>	<i>Proposed \$11,424.60</i>

Due the open access nature of the festival, individual presenting artists and companies are eligible to apply for sponsorship of performances registered as participants of the festival. In 2016 the City provided support to *FRINGE World Festival* events including *Summer Nights* at the Blue Room Theatre.

The City of Perth also provided subsidised venue hire of the Perth Town Hall to some presenting artists. It is important that access to additional support remains open to individual arts who often incur a financial risk when staging productions, and that this support works in partnership with the significant promotional and ticketing support provided to them through their association with the *FRINGE World Festival*.

LEGISLATION / STRATEGIC PLAN / POLICY:

**Integrated Planning
and Reporting
Framework
Implications****Strategic Community Plan**

Council Four Year Priorities: Healthy and Active in Perth
S15 Reflect and celebrate diversity of Perth

Policy

Policy No and Name: 18.1 – Arts and Culture
18.8 – Provision of Sponsorship and Donations

Eligibility:

Policy 18.1 establishes the principles for the City of Perth supporting Arts and Culture and these principles are used to determine the level of consistency with the program or event proposed for sponsorship funding.

Policy 18.8 establishes the criteria for the City's assessment of sponsorship applications requiring the applicant to demonstrate alignment with the policy's objectives and selection criteria as follows:

Category of Sponsorship: Major Partnership Applicant Eligibility Criteria	
<i>The applicant must:</i>	
Have formally identified arts and/ or culture as its primary purpose.	Criterion met
Be a formally constituted not-for-profit, benevolent or charitable organisation.	Criterion met

Project Eligibility Criteria	
Be an Australian legally constituted entity.	Criterion met
<i>The applicant must not be:</i>	
A government authority, agency or department.	Criterion met
An individual.	Criterion met
An applicant that has previously submitted unsatisfactory or incomplete reports.	Criterion met
An applicant that has outstanding debts to the City of Perth.	Criterion met
An applicant that has already received support from the City of Perth for this project or any City of Perth sponsorship in the same financial year.	Criterion met
Project Eligibility Criteria	
<i>The project must:</i>	
Provide a public outcome within the City of Perth boundaries.	Criterion met
Occur with the specified timeframe.	Criterion met
<i>The project must not be:</i>	
For profit or commercial purposes.	Criterion met
For fundraising.	Criterion met

Project Eligibility Criteria

An award ceremony or industry specific presentation.	Criterion met
Training, workshops, research or professional development.	Criterion met

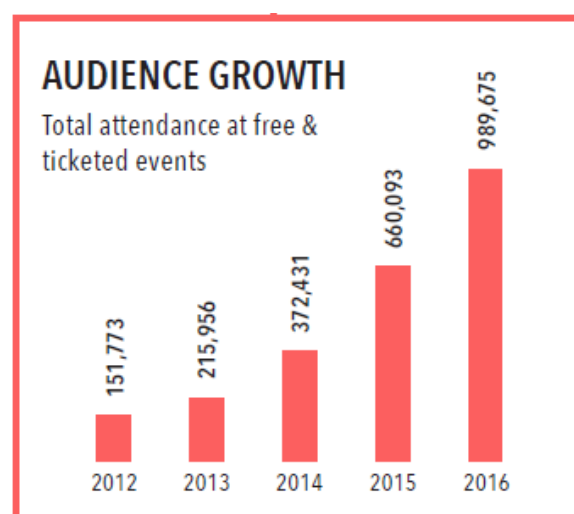
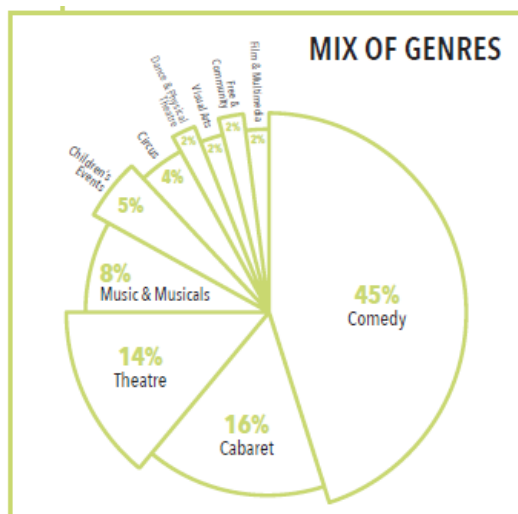
DETAILS:**Project Summary**

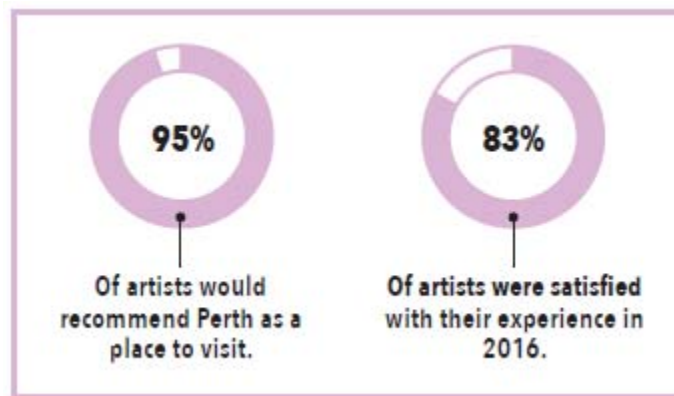
The *2017 FRINGE World Festival* will take place over a four week period showcasing a range of performances from independent local, national and international artists, from a variety of genres including theatre, circus, dance, cabaret and music.

The sponsorship request relates specifically to Artrage Inc. managed venues and predominantly temporary infrastructure, all located within the City of Perth boundaries. These include spiegel tents and circus tents in Northbridge at the Perth Cultural Centre and The Pleasure Garden at Russell Square. The 19 Artrage Inc. Managed venues in 2016 included La Soiree Spiegel tent, The Budgie Smuggler, Frankie's Caravan, The Shambles, Circus Theatre, Deluxe, The Stables, The Lunar Sensation, The Gold Digger, De Parel Spiegel tent, Black Flamingo, Big Top, The West Australian Spiegel tent and Casa Mondo.

As an open access festival the *FRINGE World Festival* includes independently produced events and managed venues. 72 independently-managed venues were presented in the 2016 festival.

Artrage Inc. has indicated that plans to create a new festival hub in the Cathedral precinct are currently in development and a tentative booking has been placed on the Perth Town Hall as a result.

2016 FRINGE World Festival Statistics



Further information can be found in the *FRINGE World Festival 2016 Impact Report* located within the Elected Member portal.

2017 *FRINGE World Festival* attendance forecast

Ticketed attendance	304,986
Free attendance	443,115
Total attendance	748,101

2017 *FRINGE World Festival* Artrage Inc. managed venues attendance forecast

Ticketed attendance	91,495
Free attendance	132,935
Total attendance	224,430

The organisation has put some considered measures in place to maintain rather than grow the scale and reach of the festival. These measures are designed to avoid market saturation, ensure the best chances of success for all participants and maintain levels of critical mass and dynamism across all key precincts and venue networks that the *FRINGE World Festival* engages with, activates and enlivens. As a result, the 2017 projections reflect a lower total attendance than in 2016 due to a reduction in the number of events from 713 in 2016 to 650 in 2017.

Key Dates

The *FRINGE World Festival* will take place from Friday, 20 January to Sunday, 19 February 2017.

The following key dates have been identified:

Day	Date	Event
Thursday	8 December 2016	Program announced and tickets on sale
Friday	20 January 2017	<i>FRINGE World Festival</i> opens to public
Sunday	19 February 2017	<i>FRINGE World Awards Ceremony</i>
Sunday	19 February 2017	<i>FRINGE World Festival</i> closes

Ticket Prices

Artrage Inc. indicates that the average ticket price for a festival event is \$30.35. *FRINGE World Festival* presenters manage their own ticket price and may choose to apply discounts. Whilst concession tickets are not available, Artrage Inc. has implemented a variety of incentives to ensure capacity audiences, these include:

- Discounts for group bookings;
- “Mates rates” – presenters offer the discount to family and friends, requires a discount code to be entered when purchasing tickets;
- Discounted tickets to festival partners, requires a discount code to be entered when purchasing tickets;
- RushTix – discounted tickets available on the day of the performance, Rush tix are on average half the price of the standard ticket; and
- Festival passes, provided to staff, volunteers and registered artists, allows free entry to shows that are not sold out.

ASSESSMENT:

The application was measured against the objectives and criteria outlined in the Arts and Cultural Sponsorship Guidelines and in accordance with Policy 18.8 and Policy 18.1.

The project must demonstrate shared objectives as a Major Partner

Through this category of sponsorship, the City of Perth supports recurring arts and cultural programs by established partners. 2017 will be the sixth year of the *FRINGE World Festival* following a successful pilot program in 2011.

FRINGE World Festival provides a necessary platform form for local artists to present their work and further opportunities for creative and audience development. Artrage Inc. indicates that based on 2016 registrations, 71% of artists participating were Western Australian, 19% Australian and 10% International artists. This represents 2,337 local artists.

Association with the Festival connects artists to a recognisable brand, marketing and promotional campaign, and indirect access to a large network of venues, events professionals and community of volunteers and supporters.

Contributing to Perth’s profile as a pre-eminent cultural destination, the *FRINGE World Festival* has become a major arts event. The Festival is successful in uniting independent artists with a wide audience through a common ticketing system and consolidated brand managed by Artrage Inc.

The 2016 Festival included 171 Western Australian premieres, 84 Australian premieres and 264 World premieres. 349,841 tickets were sold generating box office sales of more than \$9,300,000. *FRINGE World Festival* has become the biggest annual event in Western Australia and the third largest *FRINGE World Festival* globally.

Of the 2016 audience survey respondents, 96% agree that the Festival contributes to making Perth special as a city, 98% believe the Festival is an important addition to Western Australia's cultural life and 90% also noted they were more likely to visit the city in the future as a result of their visit to the Festival. 95% of participants interviewed would recommend Perth as a place to visit.

Based on the *FRINGE World Festival 2016 Impact Report*, the event also brings economic benefit to local business. As outlined in the report, 68% of surveyed business owners agree that *FRINGE World Festival* has a significant positive impact on their business and 61% agree that the Festival brings new clientele into Northbridge, which has long term benefits for their business. The Festival generated \$70,500,000 in gross visitor expenditure.

The project must be of high artistic quality/ cultural relevance

As an open-access multi-arts Festival local artists are provided with an opportunity to develop and share their work to a broad audience.

The artistic quality of events included in the program is ultimately tested by the audience – as indicated by ticket sales, audience demand and recognition through the associated *FRINGE Awards*. In 2016 Festival shows attracted an average capacity of 56.4%.

The *FRINGE Awards* encourages artists working within a range of art forms and varying levels of expertise and provides recognition for achievements in their genre. The open-access structure of *FRINGE World Festival* allows for an environment of exploration and opportunity, artistically this will also produce varied results and critical reception.

The *FRINGE World Festival 2016 Impact Report* identifies overwhelmingly favourable responses from the general public:

- 98% of attendees to the 2016 Festival plan to attend *FRINGE World Festival* again in 2017; and
- 91% of attendees agree that *FRINGE World Festival* promotes Perth as a city that is globally connected.

The results of the report indicate that the event is of high cultural relevance.

The organisation must have an established relationship with the City of Perth and has demonstrated a high standard of service and program delivery

Artrage Inc. has received sponsorship from the City of Perth for more than twenty years. Prior to the commencement of the *FRINGE World Festival*, Artrage Inc. was a City of Perth service provider, presenting numerous events for the City including New Year's Eve Celebrations from 2007 to 2010 and the Northbridge Festival from 2005 to 2008.

Artrage Inc. has demonstrated a very high standard of service delivery and program delivery as evidenced in the *2016 Impact Statement*.

Applicants must demonstrate a financial contribution to the project derived from other sources

A summarised budget representing a cost of \$18,318,474 for the entire festival has been provided.

The budget includes funding from alternative sources, including confirmed funding from Lotterywest (\$700,000), and Department of Culture and the Arts (\$335,983). Additional in-kind sponsorship from the Metropolitan Redevelopment Authority (MRA), City of Perth Parking (CPP) and other corporate sponsors is anticipated.

The budget demonstrates self-generated income in the form of program revenue (\$11,536,695) and venue revenue (\$2,844,824). Program revenue is forecast to increase by approximately \$1,684,494 in 2017, whilst venue revenue is expected to decrease by approximately \$377,364. This fluctuation is indicative of the reduced number of venues expected in 2017.

The budget indicates that the income derived from the project will be fully invested into the delivery of *FRINGE World Festival*. The budget includes in-kind and major corporate sponsorship of cash and goods and services across a range of businesses. Approximately 63% of *FRINGE World Festival* project income is self-generated, with State Government funding representing only approximately 5% of Artrage Inc.'s annual income. (Source: Business News (2016))

Acknowledgement

For \$100,000 (exc. GST) the applicant will be required to provide the benefits as outlined in recommendation section of this report (2.1 – 2.11).

FINANCIAL IMPLICATIONS:

ACCOUNT NO:	93C4 8000 7901
BUDGET ITEM:	Recreation and Culture – Other Culture – Donations and Sponsorship
BUDGET PAGE NUMBER:	TBA
	BUDGET ITEM
BUDGETED AMOUNT:	\$1,280,000
AMOUNT SPENT TO DATE:	\$ 593,250
PROPOSED COST:	\$ 100,000
BALANCE:	\$ 586,750

All figures quoted in this report are exclusive of GST

COMMENTS:

Large scale festivals provide an environment where artists and audiences can exchange ideas and experience new work which ultimately contributes to the development of the local arts industry and establishes networks for artists to tour their work.

The amount of \$100,000 (exc. GST) in Arts and Cultural Sponsorship is recommended to support the *2017 FRINGE World Festival*. This increased contribution allows the City to elevate its relationship with Artrage Inc. to a more prominent level and provides the City with a stronger voice within future event negotiations and decisions. The City of Perth Arts & Cultural Sponsorship contribution to the Festival is aligned to Artrage Inc. managed venues and as such will support the significant activation of Northbridge. It should be noted that there is ongoing interest from other Local Government Associations to be involved with *FRINGE World Festival* and the City's increased contribution will help ensure the overwhelming majority of content will be delivered within the City of Perth boundaries.

Whilst Artrage Inc. receives a combination of cash and in-kind support from the City of Perth, the organisation is also charged a range of fees including site hire, venue hire, reparation costs and fees for permits which are included in the overall budget.

FRINGE World Festival is Perth's largest annual cultural event. The City of Perth receives substantial benefit from the Festival as detailed in the *FRINGE World Festival 2016 Impact Report*.

Artrage Inc. has provided a comprehensive schedule of temporary food and beverage operations at Artrage Inc. managed venues, (is included as Confidential Schedule 5) and has committed to working with local restaurants and bars to promote artists discounts via the City of Perth Economic Development Unit.

Moved by Cr Chen, seconded by Cr Harley

That Council:

- 1. approves cash Arts and Cultural Sponsorship - Major Partnership, of \$100,000 (excluding GST) to Artrage Inc. for sponsorship of the 2017 FRINGE World Festival to be held Friday, 20 January 2017 to Sunday 19 February 2017***
- 2. notes that Artrage Inc. will provide the following event and sponsorship benefits to the City of Perth:***
 - 2.1 inclusion of the City of Perth crest on Festival promotional material and publications, including but not limited to FRINGE World Festival online ticket receipts, invitations, letterhead, media releases, printed guide, posters and e-newsletters;***

(Cont'd)

- 2.2 inclusion of City of Perth crest on site signage including digital/screen and outdoor advertising;**
 - 2.3 weblink to the City of Perth website and sponsor acknowledgement on the FRINGE World website;**
 - 2.4 inclusion of City of Perth crest on Festival cinema and/or Television Commercial advertising;**
 - 2.5 acknowledgement of City of Perth sponsorship in official speeches at key sponsor events including launch event;**
 - 2.6 naming rights to a FRINGE World Award;**
 - 2.7 provision of footage and photography for use at the City's discretion;**
 - 2.8 opportunity to include an advertisement in the FRINGE World Festival printed guide (circ. 250,000);**
 - 2.9 opportunity to include three questions in the FRINGE World Audience Survey;**
 - 2.10 Artrage Inc. representatives to attend an Elected Member briefing in November 2016;**
 - 2.11 provision of eight Friends of the FRINGE World Festival memberships for distribution through social media competitions; and**
- 3. notes that the City of Perth is to be provided with an acquittal report for the supported project within three months of completion of the FRINGE World Festival and an audited financial report of Artrage Inc. within six months of the conclusion of the relevant financial year.**

The motion was put and carried

The votes were recorded as follows:

For: The Lord Mayor, Crs Adamos, Chen, Davidson, Green, Harley, Limnios, McEvoy and Yong

Against: Nil

**FINANCE AND ADMINISTRATION
COMMITTEE REPORTS**

**381/16 PAYMENTS FROM MUNICIPAL AND TRUST FUNDS –
AUGUST 2016**

BACKGROUND:

FILE REFERENCE: P1032265-47
REPORTING UNIT: Finance
RESPONSIBLE DIRECTORATE: Corporate Services
DATE: 1 September 2016
MAP / SCHEDULE: TRIM 159211/16 (Summary available on the Elected Members Portal)

The Committee recommendation to the Council for this report was resolved by the Finance and Administration Committee at its meeting held on 4 October 2016.

The Committee recommendation to the Council is the same as that recommended by the Officers.

LEGISLATION / STRATEGIC PLAN / POLICY:

Legislation	Regulation 13(1) of the <i>Local Government (Financial Management) Regulations 1996</i>
Integrated Planning and Reporting Framework	Strategic Community Plan
Implications	Council Four Year Priorities: Capable and Responsive Organisation S18 Strengthen the capacity of the organisation

COMMENTS:

Payments for the month of August 2016 included the following significant items:

- \$1,797,496 to the Deputy Commissioner of Taxation for three payroll PAYG payments.
- \$466,806 to Australian Super, \$287,327 to Mercer (Australia) Pty Ltd and \$202,980 to WA Local Government Super Plan for two payroll superannuation payments.
- \$203,877 to Blue Collar People for contract labour hire.

- \$195,568 to Electricity Generation and Retail Corporation for electricity consumption at various locations across the City.

Moved by Cr Davidson, seconded by Cr Harley

That in accordance with Regulation 13(1) of the Local Government (Financial Management) Regulations 1996, the list of payments made under delegated authority for the month ended 31 August 2016, be received and recorded in the Minutes of the Council, the summary of which is as follows:

FUND	PAID
Municipal Fund	\$ 11,504,293.20
Trust Fund	\$ 125,502.26
TOTAL:	\$ 11,629,795.46

The motion was put and carried

The votes were recorded as follows:

For: The Lord Mayor, Crs Adamos, Chen, Davidson, Green, Harley, Limnios, McEvoy and Yong

Against: Nil

382/16 FINANCIAL STATEMENTS AND FINANCIAL ACTIVITY STATEMENT FOR THE PERIOD ENDED 31 AUGUST 2016

BACKGROUND:

FILE REFERENCE:	P1014149-25
REPORTING UNIT:	Finance
RESPONSIBLE DIRECTORATE:	Corporate Services
DATE:	22 September 2016
MAP / SCHEDULE:	Schedule 6 – Financial Statements and Financial Activity Statement for the period ended 31 August 2016

The Committee recommendation to the Council for this report was resolved by the Finance and Administration Committee at its meeting held on 4 October 2016.

The Committee recommendation to the Council is the same as that recommended by the Officers.

LEGISLATION / STRATEGIC PLAN / POLICY:

Legislation	Section 6.4(1) and (2) of the <i>Local Government Act 1995</i> Regulation 34(1) of the <i>Local Government (Financial Management) Regulations 1996</i>
Integrated Planning and Reporting Framework Implications	Strategic Community Plan Council Four Year Priorities: Capable and Responsive Organisation S18 Strengthen the capacity of the organisation

DETAILS:

The Financial Activity Statement is presented together with a commentary on variances from the revised budget.

FINANCIAL IMPLICATIONS:

There are no direct financial implications arising from this report.

COMMENTS:

The Financial Activity Statement commentary compares the actual results for the two months to 31 August 2016 with the Annual Budget 2016/17 approved by Council at its meeting held on **28 June 2016** and budget adjustments adopted by Council at its meeting held on **30 August 2016**.

Moved by Cr Davidson, seconded by Cr Harley

That Council approves the Financial Statements and the Financial Activity Statement for the period ended 31 August 2016 as detailed in Schedule 6.

The motion was put and carried

The votes were recorded as follows:

For: The Lord Mayor, Crs Adamos, Chen, Davidson, Green, Harley, Limnios, McEvoy and Yong

Against: Nil

**383/16 ALLOCATION OF FUNDS FROM PUBLIC ART RESERVE TO
SUPPORT PUBLIC ART OUTCOMES IN MCLEAN LANE
UPGRADE**

BACKGROUND:

FILE REFERENCE:	P1032430
REPORTING UNIT:	Arts, Culture and Heritage
RESPONSIBLE DIRECTORATE:	Economic Development and Activation
DATE:	15 September 2016
MAP / SCHEDULE:	Schedule 7 – Final McLean Lane Concept Plan Schedule 8 – Final Concept Design description Schedule 9 – Images of Car Park Façade, opposite café alfresco

The Committee recommendation to the Council for this report was resolved by the Finance and Administration Committee at its meeting held on 4 October 2016.

The Committee recommendation to the Council is the same as that recommended by the Officers.

At its meeting held on **5 April 2016**, Council approved the draft concept plan for the upgrade of McLean Lane and the release of the draft plan for consultation. In accordance with Council's resolution, the results of consultation, together with final plans and a cost estimate for the progressing the physical works were presented to the Works and Urban Development Committee on 6 September 2016. The final concept plan was approved by Council at its meeting on **20 September 2016**, noting that construction is scheduled to be completed by 30 June 2017.

Public art is identified as a key feature of the enhancement of McLean Lane, as is illustrated in the approved McLean Lane Concept Plan (refer to Schedule 7). The total approved budget for the laneway enhancement is \$1,276,500 (including design and project management). \$90,000 of this amount is currently allocated to public art. This amount is proposed to cover the cost of a painted mural, and is the absolute minimum required to treat the walls indicated in the approved Concept Plan (based on standard artist rates set by the National Association of Visual Arts (NAVA) and benchmarked against similar past projects). At the Council meeting held on **20 September 2016**, it was noted that there is scope to increase the budget for the public art component of this project through the City's Public Art Reserve.

This report presents an analysis of the best public art solution that will elevate the laneway to an iconic East Perth destination.

LEGISLATION / STRATEGIC PLAN / POLICY:

**Integrated Planning
and Reporting
Framework
Implications**

Strategic Community Plan

Council Four Year Priorities: Perth as a Capital City
S5 Increased place activation and use of under-utilised space

DETAILS:

Final McLean Lane Concept Plan

The McLean Lane upgrade is a project that has received community and Council support for its key objectives and outcomes, including:

- provision of alfresco dining;
- enhanced lighting;
- infrastructure to facilitate events occurring in the laneway;
- activation, crime prevention and safety;
- cultural and visual amenity through public art; and
- improved way finding.

In summary, the laneway will contribute to building a vibrant and engaging city for the community and visitors. Key components of the enhancement are detailed in Schedule 8. The laneway upgrade will complement City's Pier Street Carpark building upgrade, and the associated retail tenancy refurbishments on Murray Street. This eastern section of the City's central area will benefit greatly from these enhancements, resulting in increased pedestrian traffic, vibrancy and flow-on economic benefits.

Importantly, the redesign of the laneway will also address antisocial behaviour through:

- removing places of concealment;
- improving lighting;
- installation of CCTV;
- increasing passive surveillance through activation; and
- commissioning artwork to make walls unavailable to graffiti offenders.

Over the past decade, the City has upgraded four laneways with great success. The City's leadership and commitment to improve laneways and encourage a 'finer grain' of activities in the central city area has stimulated commercial interest in these unique spaces.

Public Art Component of the McLean Lane Enhancement Project

The current approved public art component for the laneway includes a mural on the northern elevation of the Padlock Building and a colourful artwork on the western

elevation of the Pier Street Carpark. The latter is intended to provide an engaging and vastly improved outlook for people using the laneway and for patrons using the alfresco area of the proposed café in the ground floor of 100 Murray Street, which will be located in the laneway. A current view from the future alfresco site is at Schedule 9. The current budget of \$90,000 will achieve a painted solution only, and the steel grilles along each level of the carpark will remain unchanged. While it will be an improvement, it is not an ideal solution, and will not provide the best visual amenity for café patrons.

Public Art Cost-Benefit Summary

After completing a cost-benefit summary of the public art component of the project, Officers are proposing that \$100,000 be allocated from the City's Public Art Reserve to top-up the public art budget. The additional funds would be allocated to an artistic treatment of the steel grilles, ensuring maximum visual amenity within the required technical specifications for the building. For an increase in project budget of less than 10%, the public art component will significantly increase visual and cultural amenity, elevating the laneway to an iconic destination in East Perth. A full benefits summary is as follows:

Budget	Artwork Description	Benefits
\$90,000	<ul style="list-style-type: none">• A colourful artwork on the western elevation of the Pier Street Car Park inspired by Bob McLean's second-hand furniture shop.• A mural on the northern elevation of the Padlock Building.	<ul style="list-style-type: none">• Add visual and cultural amenity.• Reference the history of the site.• Cost savings in graffiti removal.• Deter anti-social behaviour by engaging local youth in the process.
\$190,000	As above, <u>plus</u> : <ul style="list-style-type: none">• an artistic treatment of the steel grilles along each level of the carpark building (refer to Schedule 8) flowing and integrated into a painted treatment of the concrete.	As above, <u>plus</u> : <ul style="list-style-type: none">• Better integrated design solution for the carpark western elevation.• Significantly increased visual amenity for the patrons of the café alfresco.• Increased quality of public artwork, creating a unique, iconic "destination".

Artwork budgets are based on standard artist rates set by the National Association of Visual Arts (NAVA) and benchmarked against similar past projects.

FINANCIAL IMPLICATIONS:

ACCOUNT NO:	Public Art Reserve Account
BUDGET ITEM:	Public Art Reserve
BUDGET PAGE NUMBER:	30
BUDGETED AMOUNT:	\$0
AMOUNT SPENT TO DATE:	\$0
PROPOSED COST:	\$100,000
BALANCE:	\$105,764
ANNUAL MAINTENANCE:	\$ 1,900
ESTIMATED WHOLE OF LIFE COST:	\$ 20,000

All figures quoted in this report are exclusive of GST.

COMMENTS:

There are only four outdoor works of public art within central Perth to the east of Barrack Street, and this project is an ideal opportunity to enhance the visual appearance of this part of the City, and reach new audiences through new public art commissions. These public art commissions directly support the implementation of the City's Public Art Strategy, in alignment with Strategy for Delivery 3.1:

"Seek to commission new works of public art to strategically address gaps in the existing collection."

The Public Art Reserve was established in 2015 in alignment with the City's Public Art Strategy, in order to:

"Provide sufficient financial capacity to deliver new commissions of enduring public art identified in the City's draft Public Art Strategy and any associated strategic plans developed for public art."

Strategic Objective 3 of the *City of Perth Public Art Strategy* states:

"Refine and expand a people friendly City of Perth by using public art to create beautiful and surprising environments that enhance the visual quality of the City."

It is considered that the support of enduring public art outcomes proposed for McLean Lane is in alignment with the objectives of the Public Art Strategy and the purpose for which the Public Art Reserve has been established.

Moved by Cr Davidson, seconded by Cr Harley

That Council APPROVE BY ABSOLUTE MAJORITY the allocation of \$100,000 from the City's Public Art Reserve to support the commissioning of high quality works of public art as an integral part of the City's Laneways Enhancement Project – McLean Lane.

The motion was put and carried by an absolute majority

The votes were recorded as follows:

For: The Lord Mayor, Crs Adamos, Chen, Davidson, Green, Harley, Limnios, McEvoy and Yong

Against: Nil

**384/16 PROPOSED ENHANCEMENTS TO THE CITY OF PERTH
MEETING CYCLE (REVISED COUNCIL POLICY 3.6 –
ANNUAL SCHEDULE OF COUNCIL AND COMMITTEE
MEETINGS)**

BACKGROUND:

FILE REFERENCE:	P1028787
REPORTING UNIT:	Governance
RESPONSIBLE DIRECTORATE:	Corporate Services
DATE:	23 September 2016
MAP / SCHEDULE:	Schedule 10 – Revised Council Policy 3.6 – Annual Schedule of Council and Committee Meetings Schedule 11 – Proposed 2017 Meeting Cycle

The Committee recommendation to the Council for this report was resolved by the Finance and Administration Committee at its meeting held on 4 October 2016.

The Committee recommendation to the Council is the same as that recommended by the Officers.

The City of Perth currently runs a three weekly meeting cycle that has been established since 2004.

The nature and format of decision making has evolved and it is likely to continue to evolve as the pace of change increases and the City implements the organisation restructure as part of the new City of Perth.

Officers recommend that Council move to a four weekly meeting cycle that will deliver a better service to Elected Members as well as providing Officers with an improved medium to inform and seek guidance from Elected Members.

The proposed four weekly meeting cycle presents enhanced opportunities for Officers to obtain guidance from Elected Members on a range of matters which will enable projects to progress through the Committee and Council approval process more effectively.

LEGISLATION / STRATEGIC PLAN / POLICY:

Legislation Sections 5.3 and 5.4 of the *Local Government Act 1995*
Regulation 12 of the Local Government (Administration)
Regulations 1996

Integrated Planning and Reporting Framework Implications **Strategic Community Plan**
Council Four Year Priorities: Capable and Responsive Organisation
S18 Strengthen the capacity of the organisation

Policy

Policy No and Name: 3.6 – Annual Schedule of Council and Committee Meetings

DETAILS:

The City of Perth's current meeting cycle is detailed below:

Week 1

- Marketing Sponsorship & International Engagement Committee; and
- Works & Urban Development Committee.

Week 2

- Finance & Administration Committee;
- Planning Committee; and
- Design Advisory Committee.

Week 3

- Council Briefing Session; and
- Ordinary Council Meeting.

Other

- The CEO Performance Review Committee meets as required.
- The Audit and Risk Committee meet on a quarterly basis as required.

Over the years, the current meeting cycle has seen a reduction in the number of reports being presented to Council. This is the result of the introduction of a number of more effective governance practices in the organisation, which include:

Greater utilisation of Council Briefing Sessions

The use of Council Briefing Sessions allows Officers to inform and seek feedback from all Elected Members, as well as allowing Elected Members the opportunity to engage in group participation of important issues facing the City of Perth. Such feedback cannot be achieved at Committee meetings as only a third of Elected Members are in attendance.

Corporate Business Plan Reporting

The introduction of the Integrated Planning and Reporting Framework includes quarterly updates of the Corporate Business Plan to Elected Members detailing the progress of operational and capital projects. This has included Elected Member Strategy sessions and priority setting.

Enhanced Policy Making

Council is establishing greater policy development, allowing Officers to make decisions with certain parameters, thus removing the need for Committee consideration if it is in compliance with the policy.

Elected Member Portal

Information items, such as routine information reports and correspondence, are now presented on the Elected Member Portal. It is proposed to undertake further enhancements to the Elected Member Portal over the course of the next 12 months.

Impact of Influences

The above influences have resulted in some Committee Meetings having to be cancelled or holding Committee meetings with only a small number of items for Committee's consideration.

This has also seen an increasing trend of Committee Meetings being cancelled as a result of the limited number of reports.

The City of Perth has achieved a level of effectiveness that requires the meeting process to adapt to the needs of the organisation and its Elected Members. If left unchanged, the City will see an increased number of Committee Meeting cancellations and reduced number of matters in which Council meets to consider items. This would not serve in the best interests of the Community and Elected Members.

Proposed Change

Proposed Four Weekly Meeting Cycle

Week 1

Council Briefing Session (2 Hours)

Week 2

- Marketing Sponsorship & International Engagement Committee; and
- Works & Urban Development Committee.

Week 3

- Finance & Administration Committee;
- Planning Committee; and
- Design Advisory Committee.

Week 4

- Council Briefing Session (1 hour); and
- Ordinary Council Meeting.

Other

- The CEO Performance Review Committee meets as required.
- The Audit and Risk Committee meet on a quarterly basis as required.

The benefits of undertaking such a meeting cycle include:

Increase in Council Briefing Sessions

The request to inform and seek guidance from Elected Members by way of Council Briefings has exceeded the amount of time available.

In the City of Melbourne Organisational Capability Review – May 2015, one of the findings to enhance the organisation was the introduction of more “*front-end discussion by the executive with Councillors, before organisational work is undertaken on Council reports*”. Improved input from Elected Members early on in a subject matter reduces the risk of the matter being deferred or rejected by Council at the time of formal decision making.

With the addition of another dedicated Briefing Session, Officers will have greater opportunities to present to Elected Members. The current schedule only allows for one Briefing Session to be held during the current meeting cycle, which has led to a Business Unit wait time of up to four months. Often this delay impacts on a Business Units projects and the intended information sharing is done through inconsistent communication methods.

Briefings are an invaluable tool for both Officers and Elected Members, whilst it is not a decision making forum it can assist in shaping policy or direction setting on projects prior to a formal decision of Council.

The introduction of a four weekly cycle will allow for increased presentations and dialogue with key stakeholders, and also allow extra capacity for Elected Members to provide guidance on briefings they wish to be held with other important stakeholders.

Prevention of Meeting Cycle Overlap

Officers are currently faced with a meeting cycle overlap between one Council Meeting Cycle and the next. A four weekly meeting cycle prevents this overlap, and additionally allows time for some items deferred by Council to be considered with sufficient time before the next meeting cycle. Often this option is not available under the current three weekly cycle.

Greater planning for Sister City Delegations

Current inbound and outbound Sister City delegations are impacting on the existing meeting cycle. As there are no gaps within the three weekly cycle, there is no other option other than to cancel or defer Committee Meetings. A four weekly cycle allows for the organisation to utilise where appropriate the first week of the meeting cycle, which would therefore not impact Committee or Council meeting dates.

FINANCIAL IMPLICATIONS:

There will be minor operational savings from this proposal.

COMMENTS:

A transition to a four weekly cycle will have positive benefits for both Elected Members and Officers. The current system should be improved in order to effectively facilitate the expanding needs of the organisation, and reducing the risk of not providing a consistent decision making and communication process to Elected Members.

The change in Council Meeting cycles will result in meetings being better utilised and more importantly it will result in a greater number of briefings to Elected Members, allowing them to be informed on important issues regarding the City.

The change to a four weekly meeting cycle will give the organisation greater capacity to serve Councils Elected Members.

The majority of large Metropolitan Local Governments either operate on a four weekly cycle or a monthly cycle (examples include South Perth, Vincent, Belmont, Melville, Stirling and Wanneroo).

Should a four weekly cycle be considered suitable, it would be intended to be introduced from January 2017, therefore allowing Officers sufficient time to adjust project planning timeframes and for effective communication to the community.

Moved by Cr Davidson, seconded by Cr Green

That Council endorses the revised Council Policy 3.6 – Annual Schedule of Council and Committee meetings as detailed in Schedule 10.

The motion was put and carried

The votes were recorded as follows:

For: The Lord Mayor, Crs Adamos, Chen, Davidson, Green, Harley, Limnios, McEvoy and Yong

Against: Nil

WORKS AND URBAN DEVELOPMENT COMMITTEE REPORTS

385/16 TENDER 005-16/17 INSPECTION AND MAINTENANCE OF STORMWATER SYSTEMS

BACKGROUND:

FILE REFERENCE:	P1033031
REPORTING UNIT:	Street Presentation and Maintenance
RESPONSIBLE DIRECTORATE:	Construction and Maintenance
DATE:	24 August 2016
MAP / SCHEDULE:	Schedule 12 – Rates – Normal Hours Schedule 13 – Rates- Out of Hours Schedule 14 – Rates – Additional Costs Confidential Schedule 15 - Qualitative Selection Criteria Evaluation Matrix (Distributed to Elected Members under separate cover)

The Committee recommendation to the Council for this report was resolved by the Works and Urban Development Committee at its meeting held on 27 September 2016.

The Committee recommendation to the Council is the same as that recommended by the Officers.

Tender 005-16/17 Inspection and Maintenance of Stormwater Systems was advertised in the West Australian on Wednesday, 20 July 2016. Tenders closed at 2.00pm on Tuesday, 9 August 2016 with the following submissions received:

- MMM (WA) Pty Ltd; and
- Drainflow Services Pty Ltd.

LEGISLATION / STRATEGIC PLAN / POLICY:

Legislation Part 4 of the Local Government (Functions and General) Regulations 1996

Integrated Planning and Reporting Framework Implications	Strategic Community Plan Council Four Year Priorities: Living in Perth S9 Promote and facilitate CBD living
---	--

Policy

Policy No and Name: 9.7 – Purchasing Policy

DETAILS:

Tenderers were required to address all selection criteria in detail to demonstrate both their experience and ability to undertake inspections of and repairs to stormwater systems and to submit a Form of Tender that included a Schedule of Rates. The criteria were:

- Experience with Similar Works;
- Support Resources;
- Financial Capacity/Ongoing Viability;
- Safety Management Procedures;
- Disposal of Waste Water /Debris;
- Reporting Methodology; and
- Price.

The two submissions were assessed individually and ranked in order of merit according to the criteria with particular emphasis on relevant experience, safety management procedures and support resources.

Based on the selection criteria, the submissions were ranked as follows:

1. Drainflow Services Pty Ltd

The submission from this company was considered fair with some minor deficiencies, particularly in respect to reporting methodology. The company does substantial work of a similar nature for numerous local governments and is the City's current service provider. Drainflow Services Pty Ltd supplied the most competitive pricing for the majority of line items particularly those that are utilised by the City regularly.

2. MMM (WA) Pty Ltd

This company provided a fair offer with some deficiencies across all criteria. MMM have completed numerous stormwater drainage construction contracts with other local governments but did not provide evidence of undertaking services similar to those required under this tender. As evidenced in the Schedules, submitted prices were generally the most expensive offered particularly those that are regularly utilised by the City of Perth.

FINANCIAL IMPLICATIONS:

ACCOUNT NO:	Various Operating Accounts
BUDGET ITEM:	Transport – Streets, Roads, Bridges, Depots – Drainage - Roads
BUDGET PAGE NUMBER:	N/A
BUDGETED AMOUNT:	\$1,628,423
AMOUNT SPENT TO DATE:	\$ 100,424
PROPOSED COST:	\$ 200,000
BALANCE:	\$1,327,999
ANNUAL MAINTENANCE:	N/A
ESTIMATED WHOLE OF LIFE COST:	N/A

All figures quoted in this report are exclusive of GST.

Based upon current pricing for the four most commonly utilised line items, prices offered by the recommended service provider range from a decrease of 32% (Item 3.1 of Schedule 12) to an increase of 1% (Item 1.1 of Schedule 12).

Financial and Occupational Health and Safety assessments of the recommended tenderer were undertaken with positive outcomes.

COMMENTS:

Drainflow Services Pty Ltd has the necessary resources and experience to fulfil the requirements of the City of Perth as specified in the tender documents. The company is the City's current service provider and has undertaken these works satisfactorily over the previous five years. It is therefore recommended that the tender from Drainflow Services Pty Ltd be accepted for a period of three years effective from Thursday, 20 October 2016 with the option to extend for a further two years.

Moved by Cr Limnios, seconded by Cr McEvoy

That Council:

- 1. approves the most suitable tender, being that submitted by Drainflow Services Pty Ltd, for the inspection and maintenance of stormwater systems for a period of three years commencing on 20 October 2016 with the option to extend for a further two years at the rates supplied in Schedule 12 'Rates – Normal Hours,' Schedule 13 'Rates – Out of Hours' and Schedule 14 ' Rates – Additional Costs' for the first year with each subsequent year increase based upon the Consumer Price Index for the preceding year; and*
- 2. authorises the Chief Executive Officer to enter into a contract/s, for the provision of the services.*

The motion was put and carried

The votes were recorded as follows:

For: The Lord Mayor, Crs Adamos, Chen, Davidson, Green, Harley, Limnios, McEvoy and Yong

Against: Nil

6.27pm Crs Adamos, Chen, Davidson and Yong previously disclosed a Direct Financial Interest in Item 386/16 (detailed at Item 369/16) and departed the meeting.

OTHER REPORTS

386/16 EVENT SPONSORSHIP (PARTNERSHIP) – HOPMAN CUP 2017

BACKGROUND:

FILE REFERENCE:	P1032438-03
REPORTING UNIT:	Business Support and Sponsorship
RESPONSIBLE DIRECTORATE:	Economic Development and Activation
DATE:	9 September 2016
MAP / SCHEDULE:	N/A

This report was submitted directly to Council due to the financial interests of the members of the Marketing, Sponsorship and International Engagement Committee.

The Hopman Cup is an annual international team tennis tournament founded by Paul McNamee and Charlie Fancutt in 1989 and held in Perth annually.

Matches are played on a hard court, and the event was hosted by the Burswood Dome until 2013 when the event moved to Perth Arena. The event is now managed by Tennis Australia as part of the Australian Open Series of events.

Tennis Australia is the governing body of tennis in Australia. The organisation aims to provide increased opportunities for people to play tennis more often. In addition, the three strategic goals of the company are one million registered players, one million engaged fans and one Grand Slam champion.

Summary of Event:

A sponsorship request has been received from Tennis Australia for cash sponsorship of \$100,000 for the Hopman Cup 2017. The event will be held at Perth Arena from Sunday, 1 January to Saturday, 7 January 2017.

The Hopman Cup is an international tennis tournament. Nations are selected annually to compete in the event, with teams consisting of one male player and one female player. Each match up between two teams at the championship consists of:

- one women's singles match;
- one men's singles match; and
- one mixed doubles match.

The leading teams in each group, after three 'round robin' matches, qualify for the final, and for prize money of \$1 million.

The Hopman Cup is a sanctioned event on the calendar of the International Tennis Federation but individual player results are not included in the calculation of the tennis world rankings. The competition receives extensive television coverage in Australia and is an important lead up tournament to the Australian Open each January. Organisers advise that its position as the first international sporting event of the year provides a unique point of difference for promotion.

The 2016 event had an attendance of 96,146. This is the second largest attendance in the event's history. Organisers advise that the 2016 event saw a 24% increase in domestic viewership and a 48% increase in global viewership.

Not all players for the 2017 event have been confirmed, however earlier in 2016, Tennis Australia announced former world number one Roger Federer as a player, and they believe that attendance for the 2017 event will have record numbers due to his inclusion.

In the lead up to the start of the Hopman Cup 2017, organisers will present several community activations in the City including at the Hawkers Market, Christmas Pageant and Perth Home Grown. In addition, organisers will hold the official Hopman Cup Launch event in Forrest Place.

Funding

Tennis Australia has requested cash sponsorship of \$100,000 for this event. They currently have sponsorship contracts in place with several supporters, including Tourism WA, Emirates, NAB and Woolworths, and are in negotiations with additional sponsors. Investment levels for these sponsorships have not been provided to the City of Perth as they are confidential.

The City of Perth no longer accepts corporate hospitality as part of a sponsorship agreement. Therefore the quoted cost of associated hospitality has been deducted from the requested sponsorship amount.

The following table shows the City's previous sponsorship of the Hopman Cup.

Year	Amount (excluding GST)
2011/12	\$50,000
2012/13	\$100,000
2013/14	\$110,000
2014/15	\$110,000
2015/16	\$100,000
2016/17	\$95,380(<i>recommended</i>)

LEGISLATION / STRATEGIC PLAN / POLICY:**Integrated Planning
and Reporting
Framework
Implications****Strategic Community Plan**

Council Four Year Priorities: Perth as a Capital City
S6 Maintain a profile and reputation for Perth as a city
that is attractive for investment

Policy

Policy No and Name: 18.8 - Provision of Sponsorship and Donations

DETAILS:**Acquittal**

A post-event report for the 2016 event has been received by the City of Perth and is available within the Elected Member Portal (TRIM 60689/16).

Key statistics from the report include:

- 26% of the event attendees were first time attendees;
- a 48% increase in global viewership of the event;
- two Australian teams for the first time;
- second highest attendance in the event history; and
- eleven top 50 players and two top ten players.

The acquittal report is considered to demonstrate a satisfactory acquittal of the City's previous funding.

Eligibility for Sponsorship:

Criterion	Satisfied
The total value of the event exceeds the sponsorship requested.	Yes
The event takes place within a public space in the City.	No

Assessment of Application (Partnership):**1. Contribution of the event to the economy of the city.**

Economic Modelling for the event shows that the expected economic output for the event is \$29.57 million. This is a return on investment for the requested level of sponsorship of 1:310.

2. Has a significant national or international profile or the potential to develop it.

The Hopman Cup has a significant international profile and a global viewership. It is arguably the highest profile sporting event held annually in Western Australia. The 2017 event will include Roger Federer leading the Swiss team, which will enhance the events profile and international appeal. Organisers are

currently working with key tour operators across national and international markets to develop packaged itineraries to increase visitation to Perth incorporating the Hopman Cup experience.

3. Contributes towards the achievement of one or more of the City's marketing objectives:

- to position the city as a city of regional and international significance;

The event is a high profile tennis tournament with international media coverage. It is the first international tennis tournament held each year.

- to increase visitation to the city;

The event increases visitation to the city, with over 100,000 people anticipated to attend the event. Organisers will promote City of Perth Parking as the preferred parking partner for the event.

- to increase economic investment in the city;

The event will generate an estimated \$29.57 million in economic investment for the city.

- to create a vibrant, energetic 24 hour city.

The event will create vibrancy in the city over the first week in the new year and during school holidays.

4. Preference will be given to events which provide free attendance.

Whilst the event is not free to the public to attend, organisers present price packages to make it attractive and affordable for families to attend, including \$10 tickets for kids.

5. Preference will be given to events which will be held exclusively in the city.

The event will be held exclusively in the city.

6. Benefits to be provided to the City of Perth.

The benefits provided to the City are detailed in the recommendation section of this report.

Event Sponsorship Category:

- *Major Civic Partnership – Three to five years funding commitment, \$50,000, plus CPI;*

- *State and National – Three years funding commitment, less than \$50,000, plus CPI;*
- *Annual – Annual or historic funding, less than \$20,000; and*
- *Start-Up/One-Off – Once only funding, less than \$15,000.*

The applicant is considered eligible for event sponsorship under the Major Civic Partnership category, in accordance with Policy 18.8 – Provision of Sponsorship and Donations.

Classifications are indicative only and subject to annual consideration.

FINANCIAL IMPLICATIONS:

ACCOUNT NO:	9386 5000 7901
BUDGET ITEM:	Recreation and Culture – Other Culture – Other Cultural Activities
BUDGET PAGE NUMBER:	85
	BUDGET ITEM
BUDGETED AMOUNT:	\$442,311
AMOUNT SPENT TO DATE:	\$105,000
PROPOSED COST:	\$95,380
BALANCE:	\$241,931

All figures quoted in this report are exclusive of GST.

COMMENTS:

The Hopman Cup is a high profile event which showcases the city to a national and international audience, and positions the city as a destination for world class sporting events. The event draws a significant attendance to the city over a period of time when many city workers are enjoying annual holidays, which is a boost to the local business economy.

As the City's highest profile sponsorship with a global media coverage audience of over 845 million, the City is now ideally placed to effectively leverage the sponsorship to ensure significant returns on investment. The sponsorship strategy for this event has moved from a focus on ticketing, hospitality and crest exposure to provision of exclusive content for the City's social media channels, free community events and promotion of City of Perth Parking in order to generate additional revenue for the City of Perth and activation within Perth Arena.

It is recommended that the Council approves sponsorship of \$95,380 (excluding GST).

Moved by Cr Green, seconded by Cr Limnios

That Council:

- 1. approves Cash Sponsorship of \$95,380 (excluding GST) to Tennis Australia to present the 2017 Hopman Cup to be held Sunday, 1 January to Saturday, 7 January 2017;*
- 2. notes that the event organisers will provide the following sponsorship benefits to the City of Perth:*
 - 2.1 the City of Perth to be recognised as an Official Partner for the duration of the event;*
 - 2.2 the City of Perth crest to appear on the following:*
 - 2.2.1 LED court signage, located in two corners, east and west sides on the ball guards;*
 - 2.2.2 colour LED signage around the entire courtside ball guards, in rotation, during breaks in play;*
 - 2.2.3 on the main scoreboard in the Sponsor logo rotation;*
 - 2.2.4 8 second promotional space, on rotation, on Perth arena internal LED screens during the event;*
 - 2.2.5 on the official Hopman Cup website;*
 - 2.3 one full page colour advertisement in the official Hopman Cup program;*
 - 2.4 an opportunity for the City of Perth to provide five survey questions for the post-event survey;*
 - 2.5 the City of Perth to have access to post event research for the event;*
 - 2.6 five Hopman Cup community tennis activations to be held in the city during the lead up to Hopman Cup 2017, with associated social media;*
 - 2.7 the City of Perth to provide a 30 second television commercial to be played on the big screen on rotation at the event;*
 - 2.8 an opportunity for the City of Perth to access international Tennis Talent for exclusive video content to be used on social media and digital platforms;*

(Cont'd)

- 2.9** *the City of Perth to activate internally at Perth Arena for the duration of the tournament with the size and location to be agreed between Tennis Australia and the City of Perth;*
- 2.10** *City of Perth Parking to be promoted as the exclusive parking partner for the event, including on all tournament promotion*
- 3.** *a detailed acquittal report, including all media coverage obtained, by 31 May 2017.*

The motion was put and carried

The votes were recorded as follows:

For: The Lord Mayor, Crs Green, Harley, Limnios and McEvoy

Against: Nil

6.28pm Cr Adamos, Chen, Davidson and Yong returned to the meeting.

387/16 CITY OF PERTH – INDEPENDENT AUDIT OF OPERATIONS

BACKGROUND:

FILE REFERENCE:	P1000838-4
REPORTING OFFICER:	Director Economic Development and Activation
REPORTING UNIT:	Chief Executive Officer
RESPONSIBLE DIRECTORATE:	Chief Executive Officer
DATE:	14 September 2016
MAP / SCHEDULE:	N/A

This report was submitted directly to Council due to limited time being available to consider the matter.

External audits are widely regarded as an essential tool for ensuring organisations are meeting their legal, governance, financial and other compliance requirements, and to identify ways to improve performance in these and a range of other areas.

In a local government context, external audits are typically designed to review processes and decision-making, along with legal, governance, social and ethical responsibilities. External audits may also review asset management and procurement processes.

The City currently undertakes mandatory annual audits of its financial accounts and financial management systems as required by the *Local Government Act 1995*.

An increased level of oversight and rigour, additional to audits and reporting that are mandated through legislation, is aligned to the City's commitment to lead the Western Australian local government sector in the areas of governance and transparency, and in doing so to deliver to the City's ratepayers, stakeholders and the community assurance that the City is providing valuable services at least cost and optimum efficiency.

Since January 2016, the City has initiated and implemented a number of additional transparency measures, primarily in the interest of better serving ratepayers and the community. They include:

1. Discontinuing the practice of accepting bulk ticket and hospitality packages as part of sponsorship arrangements;
2. Publishing online travel and gift registers for Elected Members and staff with Delegated Authority;
3. Facilitating the preparation of reports by Elected Members and officers for all conferences and speaking engagements attended in an official capacity;
4. Uploading of audio recordings of Council meetings to the City's website the day after the meeting;
5. An online travel register, updated monthly;
6. The necessity for any Elected Member's or officer's travel paid for by a third party to be approved by Council;
7. Maintaining a register that lists all declared interests of Elected Members and officers; and
8. A review of the composition of the City's Audit and Risk Committee.

It is proposed that in order to build on the City's progress in reforming its governance and transparency, to provide a baseline for its performance in these areas, and to identify opportunities across the organisation for further improvement, a comprehensive organisational audit be conducted by an external audit firm.

LEGISLATION / STRATEGIC PLAN / POLICY:

Legislation	Section 3.57 of the <i>Local Government Act 1995</i> Part 4 of the <i>Local Government (Functions and General) Regulations 1996</i> Part 7 of the <i>Local Government (Audit) Regulations 1996</i>
Integrated Planning and Reporting Framework Implications	Strategic Community Plan Council Four Year Priorities: Capable and Responsive Organisation S18 Strengthen the capacity of the organisation.

Policy

Policy No and Name: 9.7 - Purchasing

DETAILS:

An organisational audit has been identified as a key deliverable for the City's new Chief Executive Officer, who was formally appointed following a unanimous vote by Council on 1 September 2016.

It is proposed the Chief Executive Officer conduct a public Request for Tender process in accordance with Council Policy 9.7 and Part 4 of the *Local Government (Functions and General) Regulations 1996* for a suitably qualified and credentialed audit firm to conduct a comprehensive audit of the City's operations, including – but not limited to – the City's procurement processes, compliance with the Local Government Act and other relevant legislation, governance and decision making processes, business structure and performance measurement, and reporting processes.

The tender specifications, and consequent evaluation criteria, will include:

- Development of a Terms of Reference for the Audit, in consultation with Council and Administration;
- The proposed audit team, including curriculum vitae, experience and credentials;
- An audit communications plan (internal and external);
- Proposed methodology/ies, a timeframe for delivery, key milestones and cost;
- The provision of updates to Council and the Executive Leadership Group as milestones are achieved;
- Reporting and implementation; and
- Provisions for continuous business support.

It is understood, based on feedback from the WA Local Government Association (WALGA), the peak body representing Western Australia's 138 Local Governments, that the proposed City of Perth organisational audit is sector-leading and will be the first of its kind in Western Australian local government.

WALGA has offered its strong endorsement for the audit. The City will work with WALGA and other key State Government and industry stakeholders as administration develops the audit, then communicates its findings to stakeholders, ratepayers and the broader community.

Fundamental to the success of the organisational audit is a 'whole of organisation' commitment to accepting its findings, embracing all opportunities for operational improvement identified through the audit and implementing the audit recommendations to their fullest extent.

While led by administration, the audit represents the shared goal of Council and the City's 700 staff to delivering the highest standards of transparency, governance and value for money to the City's stakeholders, ratepayers and the community.

FINANCIAL IMPLICATIONS:

Costs associated with the conduct of the audit will be funded through organisational operational savings and will be adjusted in the 2016/2017 mid-year budget review.

COMMENTS:

As the Capital City of Western Australia, the City of Perth is committed to working as a team to deliver the services, infrastructure and amenity rightfully expected by its stakeholders, ratepayers and the community.

Fundamental to the City's ability to deliver on these objectives is an obligation to meet and exceed the requirements of the *Local Government Act 1995* through sector-leading governance and transparency.

The City has demonstrated its commitment to achieving this through a range of enhanced transparency measures, implemented since January 2016.

An external audit of the City's legal, governance, financial and other compliance requirements, that includes identify ways to improve performance in these and a range of other areas, is strongly recommended and endorsed as key to continuing this commitment.

Moved by Cr Davidson, seconded by Cr Adamos

That Council by an ABSOLUTE MAJORITY:

- 1. authorises the Chief Executive Officer to engage an external audit agency through a public tender process, to conduct a comprehensive audit of the City's operations, including – but not limited to – the City's procurement processes, compliance with legislation, governance and decision making processes, finance and financial systems, business structure and performance measurement, and reporting processes; and***
- 2. authorises the Chief Executive Officer to liaise with the appointed external audit agency and Council to develop Terms of Reference for the organisational audit, to be formally endorsed by Council once prepared.***

The motion was put and carried by an absolute majority

The votes were recorded as follows:

For: The Lord Mayor, Crs Adamos, Chen, Davidson, Green, Harley, Limnios, McEvoy and Yong

Against: Nil

388/16 APPOINTMENT OF EXTERNAL AUDITOR

BACKGROUND:

FILE REFERENCE:	P1032877
REPORTING UNIT:	Finance
RESPONSIBLE DIRECTORATE:	Corporate Services
DATE:	10 October 2016
MAP / SCHEDULE:	N/A

This report was submitted directly to Council due to limited time being available to consider the matter.

The Audit and Risk Committee recommended the acceptance of Grant Thornton Australia Limited tender for audit services at its meeting held on 8 August 2016. This recommendation was resolved by Council on **30 August 2016**.

LEGISLATION / STRATEGIC PLAN / POLICY:

Legislation	Section 7.3 of the <i>Local Government Act 1995</i> Part 4 of the <i>Local Government (Functions and General) Regulations 1996</i> Part 7 of the <i>Local Government (Audit) Regulations 1996</i>
--------------------	---

Integrated Planning and Reporting Framework Implications	Strategic Community Plan Council Four Year Priorities: Capable and Responsive Organisation
---	--

Policy

Policy No and Name: 9.7- Purchasing

DETAILS:

On 30 August 2016, Council accepted the tender of Grant Thornton for the provision of Audit Services. Section 7.3(b) of the *Local Government Act 1995* requires a Local Government to appoint a person to be its auditor who is a registered company auditor. Grant Thornton Australia Limited is defined as authorised audit company, not a registered company auditor. Patrick Warr an audit partner of Grant Thornton Australia Limited, is the registered company auditor who should have been

referenced in the report in order to make an effective audit appointment. This report has been tabled to rectify this procedural oversight.

FINANCIAL IMPLICATIONS:

ACCOUNT NO:	CL50B 21000 7243
BUDGET ITEM:	Public Notices and Tenders
BUDGET PAGE NUMBER:	50
BUDGETED AMOUNT:	\$ 50,000
AMOUNT SPENT TO DATE:	\$ NIL
PROPOSED COST:	\$ 47,000
BALANCE:	\$ 3,000

ANNUAL MAINTENANCE:	N/A
ESTIMATED WHOLE OF LIFE COST:	N/A

All figures quoted in this report are exclusive of GST.

COMMENTS:

Although the City accepted the tender of Grant Thornton Australia Limited for the provision of Audit Services under the *Local Government Act 1995* this did not constitute the formal appointment of an auditor.

Moved by Cr Davidson, seconded by Cr Yong

That Council by an ABSOLUTE MAJORITY DECISION appoints Patrick Warr of Grant Thornton Australia Limited as the City's auditor for the 2015/16 and 2016/17 financial years with a one year option for the 2017/18 financial year.

The motion was put and carried by an absolute majority

The votes were recorded as follows:

For: The Lord Mayor, Crs Adamos, Chen, Davidson, Green, Harley, Limnios, McEvoy and Yong

Against: Nil

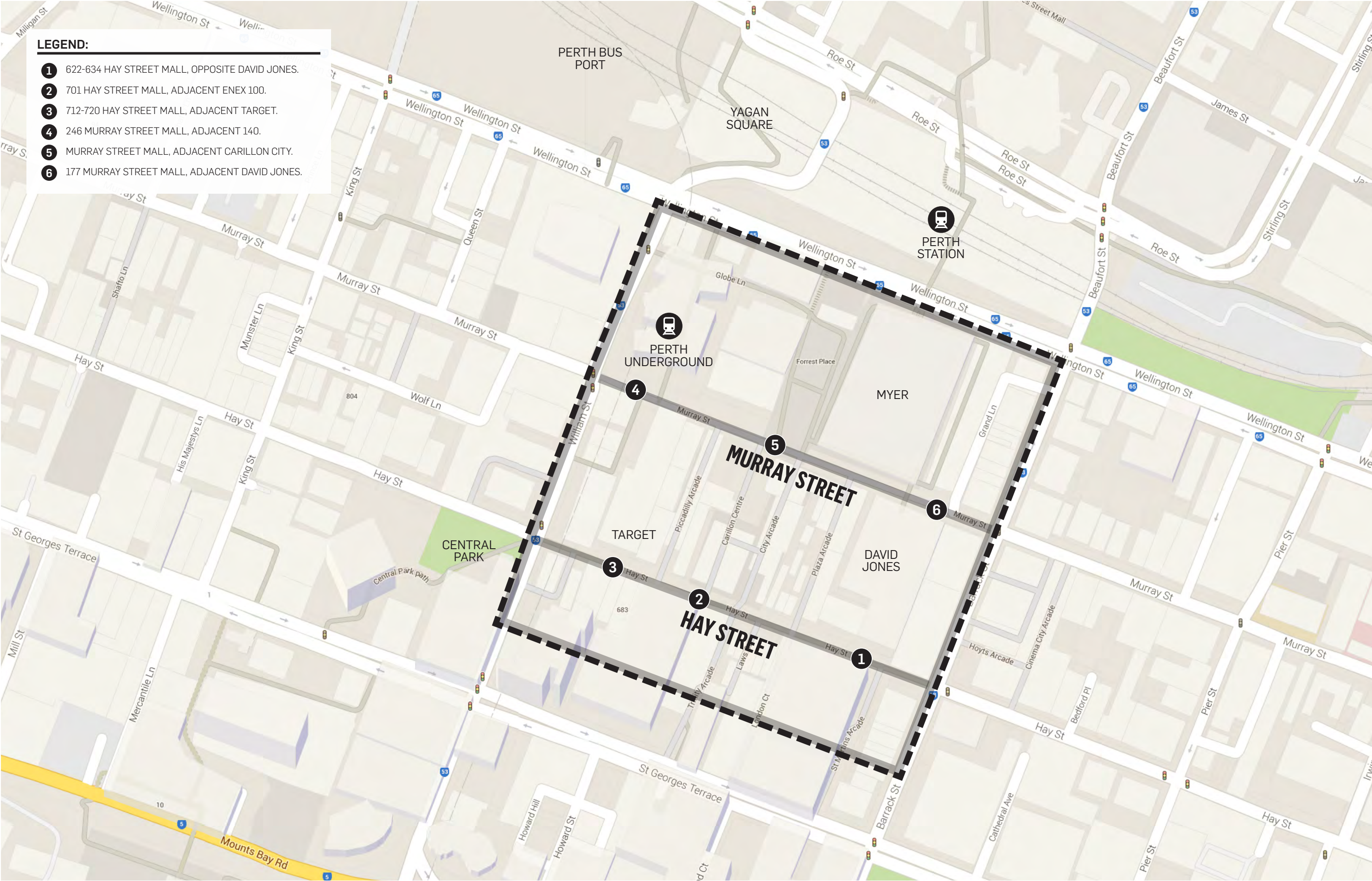
389/16 MOTIONS OF WHICH PREVIOUS NOTICE HAS BEEN GIVEN
Nil

390/16 URGENT BUSINESS
Nil

391/16 CLOSE OF MEETING

6.31pm The Lord Mayor declared the meeting closed.

SCHEDULES
FOR THE COUNCIL
MEETING
HELD ON
11 OCTOBER 2016



LOCATION PLAN
PHONE BOOTH SIGNAGE - COP

DATE: 19.09.2016
JOB NO: PA1074
DWG NO: SIGN - 01
REV: C




**UPGRADED BOOTH
MOCK-UP EXAMPLE:**

- 2** HAY STREET MALL
2 upgraded phonebooths
- 5** MURRAY STREET MALL
2 upgraded phonebooths
- 7** MURRAY STREET MALL
1 upgraded relocated phonebooth





SCHEDULE – PIP & POP Exhibition Images



PIP & POP EXHIBITION

P I C A

2016/17

Council Meeting

11 October 2016

Confidential Schedule 5

(Minute 380/15 refers)

Distributed to Elected Members under separate cover

Bound in Confidential Minute Book

Volume 1 2016

04-Aug-2016
2:58:23 PM

Page 9 of 9



Australia and New Zealand Banking Group Limited ABN 11 005 357 522

Payment Audit Trail Report

User Group: 3689643 CITY OF PERTH

ID: 24949499

Batch Name: prepayment

Payment Type: AU Domestic

System ID: 395909

Statement Ref: Salaries

Template Name:

Value Date: 04-Aug-2016
Batch Status: Awaiting Approval
Funding Method: AFP then Limits
Late Lodgement: Salaries
Statement Narrative:
Template Description:

Account Name:
COP MUNI TRANSAC

BSB: 016002
Account Number: 835673318

Funds:

Transaction Audit

Date/Time	User Group	User ID	Status	Signatures	Action Taken
04-Aug-2016 02:58:14 PM	3689643	DIFONZOT	Awaiting Approval	0	INSERT

Batch Totals

	Amount	Item Count
Credits:	1,622.70 AUD	1
Debits:	0.00 AUD	0

Grand Totals

	Amount	Item Count
Credits:	1,701,085.78 AUD	846
Debits:	712.80 AUD	12

09-Aug-2016
10:57:10 AM

Page 3 of 3



Australia and New Zealand Banking Group Limited ABN 11 005 357 522

Payment Audit Trail Report

User Group:	3689643	CITY OF PERTH
ID:	24996629	
Batch Name:	PAYROLL EFT1	
Payment Type:	AU Domestic	
System ID:	395909	
Statement Ref:	Salaries	
Template Name:	PAYROLL EFT1	
BSB	016002	
Account Number	835673318	
Funds:	016002	
Account Name	COP MUNI TRANSAC	
Value Date:	09-Aug-2016	
Batch Status:	Awaiting Approval	
Funding Method:	AFP then Limits	
Late Lodgement:		
Statement Narrative:	Salaries	
Template Description:	COP PAYROLL EFT	

Transaction Audit

Date/Time	User Group	User ID	Status	Signatures	Action Taken
09-Aug-2016 10:55:33 AM	3689643	PILLAYK	Incomplete	0	INSERT
09-Aug-2016 10:55:47 AM	3689643	PILLAYK	Incomplete	0	INSERT
09-Aug-2016 10:56:56 AM	3689643	PILLAYK	Awaiting Approval	0	MODIFY

Credits:	Batch Totals	Amount	Item Count
Debits:		1,662,886.07 AUD	843
		0.00 AUD	0

Credits:	Grand Totals	Amount	Item Count
Debits:		1,664,508.77 AUD	844
		488.80 AUD	6

10-Aug-2016
11:43:55 AM

Page 4 of 4



Australia and New Zealand Banking Group Limited ABN 11 005 357 522

Payment Audit Trail Report

User Group: 3689643 CITY OF PERTH

ID: 25016228

Batch Name: PAYROLL EFT1

Payment Type: AU Domestic

System ID: 395909

Statement Ref: Prepayment

Template Name: PAYROLL EFT1

Value Date: 10-Aug-2016

Batch Status: Awaiting Approval

Funding Method: AFP then Limits

Late Lodgement:

Statement Narrative: Prepayment

Template Description: COP PAYROLL EFT

Funds: BSB 016002 Account Number 835673318 Account Name COP MUNI TRANSAC

Transaction Audit

Date/Time	User Group	User ID	Status	Signatures	Action Taken
10-Aug-2016 11:42:57 AM	3689643	PILLAYK	Awaiting Approval	0	INSERT

Batch Totals

Credits:	Amount	Item Count
Debits:	1,665,474.79 AUD	5
	0.00 AUD	0

Grand Totals

Credits:	Amount	Item Count
Debits:	1,665,474.79 AUD	849
	488.80 AUD	6

11-Aug-2016
12:38:39 PM

Page 5 of 5



Australia and New Zealand Banking Group Limited ABN 11 005 357 522

Payment Audit Trail Report

User Group: 3689643 CITY OF PERTH

ID: 25039151

Batch Name: PAYROLL EFT1

Payment Type: AU Domestic

System ID: 395909

Statement Ref: Prepayment

Template Name: PAYROLL EFT1

Value Date: 11-Aug-2016

Batch Status: Awaiting Approval

Funding Method: AFP then Limits

Late Lodgement:

Statement Narrative: Prepayment

Template Description: COP PAYROLL EFT

Funds: **BSB** 016002 **Account Number** 835673318 **Account Name** COP MUNI TRANSAC

Transaction Audit

Date/Time	User Group	User ID	Status	Signatures	Action Taken
11-Aug-2016 12:36:59 PM	3689643	PILLAYK	Awaiting Approval	0	INSERT

Batch Totals		Amount	Item Count
Credits:		80,835.05 AUD	9
Debits:		0.00 AUD	0
Grand Totals			
Credits:		1,696,309.84 AUD	858
Debits:		488.80 AUD	6

17-Aug-2016
3:51:04 PM

Page 6 of 6



Australia and New Zealand Banking Group Limited ABN 11 005 357 522

Payment Audit Trail Report

User Group: 3689643 CITY OF PERTH

ID: 25124980

Batch Name: Rebank

Payment Type: AU Domestic

System ID: 395909

Statement Ref: Salaries

Template Name:

Value Date: 17-Aug-2016

Batch Status: Awaiting Approval

Funding Method: AFP then Limits

Late Lodgement:

Statement Narrative: Salaries

Template Description:

Funds: BSB 016002 Account Number 835673318 Account Name COP MUNI TRANSAC

Transaction Audit

Date/Time	User Group	User ID	Status	Signatures	Action Taken
17-Aug-2016 03:50:50 PM	3689643	DIFONZOT	Awaiting Approval	0	INSERT

Batch Totals		
	Amount	Item Count
Credits:	A 3,306.51 AUD	1
Debits:	0.00 AUD	0
Grand Totals		
	Amount	Item Count
Credits:	5,437,335.65 AUD	859
Debits:	356.60 AUD	7

23-Aug-2016
11:12:16 AM

Page 8 of 8



Australia and New Zealand Banking Group Limited ABN 11 005 357 522

Payment Audit Trail Report

User Group:	3689643	CITY OF PERTH
ID:	25191447	
Batch Name:	PAYROLL EFT1	
Payment Type:	AU Domestic	
System ID:	395909	
Statement Ref:	Payroll	
Template Name:	PAYROLL EFT1	
BSB	016002	
Funds:	Account Number 835673318	
	Account Name COP MUNI TRANSAC	

Value Date:
23-Aug-2016
Batch Status:
Awaiting Approval
Funding Method:
AFP then Limits
Late Lodgement:
Statement Narrative:
Payroll
Template Description:
COP PAYROLL EFT

Transaction Audit

Date/Time	User Group	User ID	Status	Signatures	Action Taken
23-Aug-2016 11:09:48 AM	3689643	FARDIGP	Incomplete	0	INSERT
23-Aug-2016 11:10:13 AM	3689643	FARDIGP	Incomplete	0	INSERT
23-Aug-2016 11:12:01 AM	3689643	FARDIGP	Awaiting Approval	0	MODIFY

Batch Totals	
Amount	Item Count
1,646,394.23 AUD	834
0.00 AUD	0
Credits:	
Debits:	

Grand Totals	
Amount	Item Count
5,389,042.74 AUD	836
419,380.50 AUD	126
Credits:	
Debits:	

25-Aug-2016
11:54:13 AM

Page 12 of 12



Australia and New Zealand Banking Group Limited ABN 11 005 357 522

Payment Audit Trail Report

User Group: 3689643 CITY OF PERTH

ID: 25230878
Batch Name: Prepayment
Payment Type: AU Domestic
System ID: 395909
Statement Ref: Salaries
Template Name:

Value Date: 25-Aug-2016
Batch Status: Awaiting Approval
Funding Method: AFP then Limits
Late Lodgement:
Statement Narrative: Salaries
Template Description:

Funds: BSB 016002 Account Number 835673318 Account Name COP MUNI TRANSAC

Transaction Audit

Date/Time	User Group	User ID	Status	Signatures	Action Taken
25-Aug-2016 11:52:58 AM	3689643	DIFONZOT	Awaiting Approval	0	INSERT
Batch Totals					
	Credits:	Amount	Item Count		
	Debits:	2,256.07 AUD	2		
		0.00 AUD	0		
Grand Totals					
	Credits:	Amount	Item Count		
	Debits:	5,407,998.81 AUD	840		
		419,770.35 AUD	127		

26-Aug-2016
11:09:40 AM

Page 13 of 13



Australia and New Zealand Banking Group Limited ABN 11 005 357 522

Payment Audit Trail Report

User Group: 3689643 CITY OF PERTH

ID: 25249898
Batch Name: prepayment
Payment Type: AU Domestic
System ID: 395909
Statement Ref: salaries
Template Name:

Value Date: 26-Aug-2016
Batch Status: Awaiting Approval
Funding Method: AFP then Limits
Late Lodgement:
Statement Narrative: salaries
Template Description:

Funds: **BSB** 016002 **Account Number** 835673318 **Account Name** COP MUNI TRANSAC

Transaction Audit

Date/Time	User Group	User ID	Status	Signatures	Action Taken
26-Aug-2016 11:09:08 AM	3689643	DIFONZOT	Awaiting Approval	0	INSERT
Batch Totals					
			Amount	Item Count	
			4,552.15 AUD	1	
			0.00 AUD	0	
Grand Totals					
			Amount	Item Count	
			5,410,550.96 AUD	841	
			419,770.35 AUD	127	
			Credits:		
			Debits:		

ATTACHMENTS

DO NOT ATTACH ITEMS ABOVE THE DOTTED LINE

71 662 622.70 +
71 30 886.07 +
71 30 966.02 +
71 30 835.05 +
71 30 306.51 +
71 646 394.23 +
71 12 256.07 +
71 2 552.15 +
008 3 350 818.80
.....

TRIM 159211/16 MN 381/16 PAYMENTS FROM MUNICIPAL AND TRUST FUNDS – AUGUST 2016

City of Perth Record Keeping System

Creditors Warrant Listing
City of Perth
for the month of August 2016

Funding Summary

FUND	Fund Description	Creditors Warrant	Payroll E.F.T.	Total Payments
M	Municipal	8,153,474.40	3,350,818.80	11,504,293.20
TOTAL		8,153,474.40	3,350,818.80	11,504,293.20
T	Trust Fund			125,502.26
GRAND TOTAL				11,629,795.46

CREDITORS WARRANT LISTING
PAYMENT DATE FROM 1/08/2016
PAYMENT DATE TO 31/08/2016

AP Volume Report by Date
Ledger

TRIM 15921116 MN 381/16 PAYMENTS FROM MUNICIPAL AND TRUST FUNDS – AUGUST 2016

City of Perth

AP Volume Report by Date

Ledger

As At

7/09/2016

TRIM 159211

16

MN 381/16

PAYMENTS FROM MUNICIPAL AND TRUST FUNDS – AUGUST 2016

A/C Number	Description	From Period	2	To Period	2	Current Month	From Date	To Date
27100	DEPUTY COMMISSIONER OF TAXATION					1,797,496.53		
05260	AUSTRALIAN SUPER					466,806.67		
02256	MERCER (AUSTRALIA) PTY LTD					287,327.90		
11210	BLUE COLLAR PEOPLE					203,877.82		
92195	WA LOCAL GOVT SUPER PLAN P/L					202,980.73		
05355	ELECTRICITY GENERATION AND RETAIL CORPORA					195,568.60		
57840	MINDARIE REGIONAL COUNCIL					193,256.34		
27160	DEPUTY COMMISSIONER OF TAXATION (BAS)					152,583.00		
25601	DATABASE CONSULTANTS AUSTRALIA					143,597.56		
13580	BUILDING & CONSTRUCTION INDUSTRY TRAININ					132,062.70		
05160	MSS SECURITY PTY LTD					128,946.25		
32837	FINES ENFORCEMENT REGISTRY					128,745.50		
03301	ACCESS BRICKPAVING CO					101,562.36		
69779	PRO TRAMP AUSTRALIA					96,207.05		
05762	AUSTRALIAN HVAC SERVICES					92,219.83		
39620	HAYS PERSONNEL SERVICES (AUST) PTY LTD					90,181.85		
69883	PSYCO SANDS					87,603.30		
88110	TOWN OF VICTORIA PARK					77,484.89		
03702	BOS SURVEYING PTY LTD T/AS BOS CIVIL					76,890.18		
00585	CITY SUBARU					74,480.69		
06276	THE TRUSTEE FOR THE PROPERTY AUSTRALIA MAI					72,593.64		
02306	DEPARTMENT OF COMMERCE BUILDING COMMISS					64,068.50		
91827	WA HINO SALES & SERVICES					62,886.97		
06713	BCL GROUP PTY LTD					61,599.74		
04609	LIGHTSPEED COMMUNICATIONS AUSTRALIA PTY L					61,187.73		
94426	WEST AUSTRALIAN LOCAL GOVERNMENT ASSOC					59,080.62		
26440	DELOITTE TOUCHE TOHMATSU					59,079.41		
54945	MARKETFORCE LTD					59,028.55		
06495	ARA FIRE PROTECTION SERVICES PTY LTD T/AS AU					58,203.40		
40550	HEWLETT PACKARD					56,229.88		
46990	JONES LANG LASALLE (WA)PTY LTD					55,107.07		
57981	TARGA WEST PTY LTD					52,250.00		
99991	SUNDRY CREDITOR EFT					52,134.59		
06011	AUSTRALIAN INSTITUTE OF MANAGEMENT HRD IN					51,094.99		
07134	COLLEAGUES NAGELS PTY LTD					49,799.42		
01483	DATA 3					49,214.89		
03957	METROPOLITAN REDEVELOPMENT AUTHORITY					46,935.91		

AP Volume Report by Date

AP Volume rpt

MCHOPRA

COPYEN4

7/09/2016 4:18:57 PM

Page 1

AP Volume Report by Date
Ledger

From Date 1/08/2016 To Date 31/08/2016

A/C Number	Description	From Period	To Period	Current Month
05281	MCLEODS BARRISTERS AND SOLICITORS	2	2	43,987.78
05205	DATALINE VISUAL LINK PTY LTD			43,553.74
41250	HIGH SPEED ELECTRICS			43,428.05
07207	LIGNA CONSTRUCTION			43,160.80
00337	CT15 PTY LTD			42,232.23
03648	GILMOUR & JOOSTE ELECTRICAL			42,113.58
85030	TELSTRA			41,514.93
20180	CLASSIC TREE SERVICES			37,623.04
04853	BP AUSTRALIA PTY LTD			35,697.99
07227	MATRIX TRAFFIC AND TRANSPORT DATA PTY LTD			35,475.00
18840	CITY MOTORS HOLDEN			34,892.99
92880	WATER CORPORATION			34,138.96
19445	CITY OF STIRLING			31,042.80
05661	CALIBRE GLOBAL PTY LTD			31,030.51
02725	ENVIROPATH PTY LTD T/ AS SPOT'S ALL SURFACE C			31,025.76
69380	PRIDE WA INC.			30,250.00
05888	KD AIRE MECHANICAL & ELECTRICAL SERVICE			30,186.75
01521	NAIDOC PERTH INC			30,000.00
07242	COWPARADE HOLDINGS CORP			0.00
05122	SULO MGB AUSTRALIA			29,062.33
06972	THREAT PROTECT SECURITY SERVICES PTY LTD			26,750.59
04944	AMCOM PTY LTD			25,813.00
87971	TOURISM COUNCIL WA			24,915.00
68696	P & L O'CALLAGHAN & SONS PAINTING CONTRA			24,517.77
06766	ALTUS TRAFFIC PTY LTD			24,309.36
04504	LOCKARD CONSULTANTS PTY LTD			24,200.00
06524	RIDER LEVETT BUCKNALL WA PTY LTD			23,936.00
96425	DOWNER EDI WORKS			23,639.80
18525	PROSEGUR AUSTRALIA PTY LTD T/AS CHUBB SECU			23,417.55
19450	CITY OF WANNEROO			23,362.63
45490	JACKSON MCDONALD LAWYERS			22,677.39
04542	OPEN HOUSE PERTH			22,000.00
77705	RANDSTAD PTY LTD			21,893.08
98060	ZIPFORM PTY LTD			21,595.19
44115	INDUSTRIAL SCRUBBING SERVICES P/L			19,869.51
06532	J-CORP PTY LTD T/AS JCP CONSTRUCTION			19,536.00
06912	BUSINESS RISKS INTERNATIONAL(WA)PTY LTD			19,364.85

AP Volume Report by Date Ledger

TRIM 15921116 MN 381/16 PAYMENTS FROM MUNICIPAL AND TRUST FUNDS – AUGUST 2016

As At 7/09/2016

City of Perth

From Period 2 To Period 2 From Date 1/08/2016 To Date 31/08/2016

A/C Number Description Current Month

29201	ETC	19,162.00
07135	CLINTON LONG PROJECT MANAGEMENT PTY LTD	19,053.29
02720	FESA DBA MONITORING	17,632.80
06826	THE EVENT AGENCY AUSTRALIA PTY LTD	16,500.00
03704	KERRY HILL ARCHITECTS	15,809.75
55968	OPTIMUM MEDIA DECISIONS	15,219.08
03532	EOS ELECTRICAL	15,203.25
14611	CALTEX AUSTRALIA PETROLEUM PTY LTD	14,815.72
00894	BIDVEST	14,472.68
07301	GEL GOV GROUP PTY LTD T/AS WIZARD PERSONNE	13,979.55
23618	STAPLES T/AS CORPORATE EXPRESS AUSTRALIA LI	13,779.34
05818	THE TRUSTEE FOR PROCESS AUTOMATION GROUP	13,750.00
77050	SCITECH DISCOVERY CENTRE	13,750.00
05296	MASTEC AUSTRALIA PTY LTD	13,365.74
08700	BATTERIES PLUS	13,245.10
56256	MERGER CONTRACTING PTY LTD T/AS J AND MASI	13,029.30
01990	THYSSENKRUPP ELEVATOR AUSTRALIA PTY LTD	12,772.55
04173	PERTHWASTE PTY LTD	12,577.24
06902	ELECTRICAL DISTRIBUTORS OF WA PTY LTD	12,239.70
03200	SPIRIT EVENTS & ENTERTAINMENT	12,087.90
02614	ALTIFORM PTY LTD	11,862.40
31545	EXPO DOCUMENT COPY CENTRE	11,764.52
04799	LAST PIXEL PTY LTD	11,632.50
03478	DEPARTMENT OF TRANSPORT	11,193.60
07173	INTEGRITY SAMPLING (WA)	11,189.60
02648	FABRICATION & MAINTENANCE SERVICES	11,064.90
47337	KAILIS CON P/L & KONDIL NOMINEES P/L	10,883.63
06039	JB HI-FI GROUP PTY LTD T/AS JB HI-FI COMMERCIA	10,848.07
99999	SUNDRY CREDITOR	10,808.99
07349	FREMANTLE CUSTOMS BROKERS PTY LTD	10,745.33
05720	AUSTRALIAN DANCE COUNCIL-AUSDANCE WA BR	10,450.00
00647	ID INFORMED DECISIONS	9,900.00
05729	CASTLEDINE GREGORY	9,823.00
06241	AUSTRALIA POST(677495)	9,794.93
26770	LANDGATE	9,679.73
07072	CURNOW GROUP(HIRE)PTY LTD	9,675.70
27197	DESIGN PLUMBING	9,368.88

AP Volume Report by Date Ledger

TRIM 15921116 MN 381/16 PAYMENTS FROM MUNICIPAL AND TRUST FUNDS – AUGUST 2016

From Date 1/08/2016 To Date 31/08/2016

A/C Number	Description	From Period	To Period	Current Month
05764	TICKET SOLUTIONS PTY LTD T/AS OZTIX	2	2	9,292.80
64286	PARALLAX PRODUCTIONS PTY LTD			9,095.90
07324	TASTE ADVENTURE PTY LTD			9,075.00
04586	SURUN SERVICES PTY LTD			9,014.43
14602	ADVANCED SPATIAL TECHNOLOGIES PTY LTD			8,904.50
00843	POOLWERX PERTH CITY			8,889.73
00246	TAMALA PARK REGIONAL COUNCIL			8,855.56
05855	HYDRAMET PTY LTD			8,849.52
05680	ES2 PTY LTD			8,470.00
49463	KONICA MINOLTA BUSINESS SOLUTIONS AUSTRAL			8,417.20
02888	PERTH UPMARKET			8,250.00
06393	REDFISH TECHNOLOGIES PTY LTD			8,250.00
76200	FUJI XEROX BUSINESSFORCE PTY LTD			8,146.13
01542	TECHNIWORKS ACTION LEARNING PTY LTD			8,071.25
89545	ULTIMO CATERING & EVENTS			8,050.73
06015	MISSION IMPOSSIBLE CLEANING SERVICES			7,782.72
09610	QUITO PTY LTD T/AS BENARA NURSERIES			7,433.16
06137	CODE GROUP PTY LTD			7,012.49
06192	MICHAEL HENDERSON LEGAL SERVICES PTY LTD T			6,859.14
07311	OFFICINO			6,820.00
02763	KINGMAN VISUAL			6,809.00
04547	GJK FACILITY SERVICES			6,765.78
07318	THE TRUSTEE FOR FINESSE FLOORING UNIT TRUST			6,666.00
05756	BAX SERVICES			6,561.28
02422	DEPARTMENT OF PLANNING			6,557.00
64680	REINO INTERNATIONAL			6,476.25
06082	AP TECHNOLOGY GROUP UNIT TRUST T/AS AMS SE			6,431.83
05835	EVENT HEALTH MANAGEMENT PTY LTD			6,382.23
03364	SUNNY INDUSTRIAL BRUSHWARE			6,352.50
01885	WESTPAC BANKING CORPORATION			6,239.96
51815	LO-GO APPOINTMENTS			6,212.75
01314	IRON MOUNTAIN AUSTRALIA GROUP PTY LTD			6,087.61
42218	CHANDLER MACLEOD LTD			6,071.94
18110	CHILD SUPPORT AGENCY			6,071.49
07348	HARDIE GRANT PUBLISHING PTY LTD			6,050.00
07078	CORPORATE SECURITY AUSTRALIA PTY LTD			5,979.77
07165	E DESIGN SOLUTIONS PTY LTD T/AS LUXTREE			5,951.00

AP Volume Report by Date
Ledger

TRIM 15921116 MN 381/16 PAYMENTS FROM MUNICIPAL AND TRUST FUNDS – AUGUST 2016

From Date 1/08/2016 To Date 31/08/2016

From Period 2 To Period 2

Current Month

A/C Number	Description	Current Month
07315	MINACK ENGINEERING WA	5,891.16
06461	QUANTUM BUILDING SERVICES	5,861.35
00369	AIM	5,596.99
00233	TOP CUT TOTAL MEAT SOLUTIONS	5,564.17
07303	STATE LIBRARY OF WESTERN AUSTRALIA FOUNDA	5,500.00
04736	METRIX CONSULTING PTY LTD	5,489.00
00554	MEGA VISION SOUND & LIGHTING	5,485.15
04830	MAIN ROADS WESTERN AUSTRALIA	5,406.60
05448	ASSA ABLOY ENTRANCE SYSTEMS AUSTRALIA PTY	5,393.18
03688	AUSTRALIAN HOTELS ASSOC, WESTERN AUSTRALI	5,340.50
68050	AMBIUS (RENTOKIL)	5,320.62
07354	GETTIN HECTIC AUSTRALIA	5,236.00
51811	LOCAL HEALTH AUTHORITIES ANALYTICAL COMM	5,188.03
04800	THE ART GALLERY OF WA	5,136.38
05869	OLEOLOGY	5,100.70
04940	AS CONSTRUCTED SURVEYS	5,100.00
06948	MOBILE MASTERS T/AS CSE CROSSCOM PTY LTD	5,046.80
04126	AIRMASTER AUSTRALIA PTY LTD	5,032.66
00512	JCM AMERICAN CORPORATION T/AS JCM AUSTRAL	5,016.00
07323	I14 ASSOCIATION OF W.A INC	5,000.00
07339	WA FRENCH FESTIVAL INC	5,000.00
02298	TYRES 4U PTY LTD	4,978.01
02141	PETER BERRY CONSULTING	4,950.00
74310	RON MACK MACHINERY SALES W.A	4,950.00
04979	LOTE LIBRARIES DIRECT PTY LTD	4,946.04
07287	MILLS RESOURCES	4,840.00
22859	CONTEK COMMUNICATIONS	4,840.00
51460	STATE LIBRARY OF WA	4,796.80
06909	WILSON SIGN SOLUTIONS	4,756.40
59845	LGRCEU	4,735.52
41255	HI LIGHTING	4,719.00
07244	SPTWATER WA PTY LTD T/AS OEM SALES & SERVIC	4,704.79
05126	EASY WEDDINGS PTY LTD	4,680.40
06958	SUNPROOF WINDOW TINTING	4,649.70
00716	DALLCON T/AS DALWALLINU CONCRETE	4,581.50
02494	NULSEN HAVEN ASSOCIATION	4,537.50
33810	FORESTVALE TREES	4,521.00

AP Volume Report by Date Ledger

City of Perth

As At 7/09/2016

TRIM 15921116 MN 381/16 PAYMENTS FROM MUNICIPAL AND TRUST FUNDS – AUGUST 2016

From Date 1/08/2016 To Date 31/08/2016

Current Month

Description

A/C Number

From Period 2 To Period 2

06925	ROSS SCARFONE REAL ESTATE	4,490.56
17753	CHAMPION MUSIC	4,488.00
64685	GLEN SMETHERHAM	4,465.00
06271	ABCO PRODUCTS PTY LTD	4,380.45
67308	PLANNING INSTITUTE OF AUSTRALIA	4,365.00
17119	CENTRECARE CORPORATE	4,268.00
85320	TENNANT AUSTRALIA	4,257.52
65855	PERROTT PAINTING	4,246.23
03731	ALFRED BOCK T/AS AGB CONSULTING	4,125.00
08391	BARKING GECKO THEATRE COMPANY	4,125.00
37104	GLOBETROTTER CORPORATE TRAVEL	4,104.38
85547	ABSOLUTE STONE	3,951.20
04123	SILVERSPRING TRUST T/AS T J DEPIAZZI & SONS	3,947.13
06253	KUDOS CREATIVE	3,938.00
59072	M P ROGERS & ASSOCIATES PTY LTD	3,882.59
01610	OPUS INTERNATIONAL CONSULTANTS(PCA) LTD	3,850.00
28208	DONEGAN ENTERPRISES PTY LTD	3,828.00
13890	BURGESS RAWSON (WA) PTY LTD	3,684.50
42210	HOSPITAL BENEFIT FUND OF WA	3,598.20
06457	APPRENTICESHIPS AUSTRALIA PTY LTD	3,585.74
05831	DE VINE CELLARS	3,581.50
87710	TOTAL EDEN PTY LTD	3,550.71
06995	NATALIA FRANCO LOPEZ	3,500.00
04281	BOS SURVEYING PTY LTD T/AS SURVEY RESULTS	3,462.52
01720	AIR & POWER	3,425.32
05288	CPG RESEARCH & ADVISORY PTY LTD	3,391.67
04093	CHEMCENTRE	3,327.50
02731	HARRIS FAMILY TRUST	3,312.54
04063	MOBILE DEWATERING ENVIRONMENTAL SERVICES	3,300.00
06582	MIDAS ENGINEERING GROUP PTY LTD T/AS WILKIE	3,300.00
85750	WATERLOGIC AUSTRALIA PTY LTD	3,299.93
07329	SURF & SUN PTY LTD	3,267.00
04082	FRESH AS PRODUCE	3,266.50
26432	DELL COMPUTERS	3,168.00
01465	AIBS WA CHAPTER	3,155.00
13120	BG & E PTY LTD	3,153.15
19050	CITY OF PERTH (PETTY CASH)	3,141.00

AP Volume Report by Date Ledger

TRIM 15921116 MN 381/16 PAYMENTS FROM MUNICIPAL AND TRUST FUNDS – AUGUST 2016

As At 7/09/2016

City of Perth

From Period 2 To Period 2 From Date 1/08/2016 To Date 31/08/2016

Current Month

Description

A/C Number

44349	INSIGHT CCS PTY LTD	3,051.63
07014	SCOOP PUBLISHING	3,049.20
35700	FUJI XEROX AUSTRALIA PTY LTD	3,001.66
01258	PRACTICAL PRODUCTS BUILDING SERVICES	2,992.00
78840	SILVERFERN COMPUTERS PTY LTD	2,875.40
01919	OFFICE MILK SUPPLIES	2,869.72
03228	BOTANICAL BLOOMS	2,864.46
06031	OMARTLEB PTY LTD T/AS ENZED SERVICE CENTRE	2,832.36
06783	ICONIC PROPERTY SERVICES	2,695.00
02260	ALINTA GAS	2,664.30
01711	LLOYD GEORGE ACCOUSTICS PTY LTD	2,640.00
13790	BUNNINGS BUILDING SUPPLIES P/L	2,632.49
76590	CANNON HYGIENE AUSTRALIA P/L	2,625.63
04469	TRAVELWEST PUBLICATIONS	2,625.00
77005	SCAFFIDI LISA	2,611.20
02341	LOCAL GOVERNMENT MANAGERS AUST WA DIV IN	2,610.00
07289	LIAM MONKHOUSE	2,610.00
05035	CNW PTY LTD T/AS CNW ELECTRICAL WHOLESAL	2,598.86
02242	GLOBAL AUTOCOAT PTY LTD	2,584.94
01545	OPTIMA PRESS	2,581.70
04689	EXPRESS SALARY PACKAGING PTY LTD	2,536.72
02833	ST GEORGES CATHEDRAL FOUNDATION FOR THE A	2,500.00
06465	PERTH BIN HIRE	2,496.25
07111	THE EAGLE GROUP OF COMPANIES PTY LTD	2,486.00
05573	AUDINO GROWERS	2,475.63
04031	JOHNSON MEATS	2,431.42
76010	ST JOHN AMBULANCE AUSTRALIA	2,360.00
06624	COCKTAIL HOLDINGS PTY LTD T/AS KERBING WES	2,347.40
06655	AUST LOCAL GOVERNMENT JOB DIRECTORY	2,310.00
02239	QED ENVIRONMENTAL SERVICES	2,299.00
90567	VERNON AND HANNA PANEL BEATING	2,275.75
05247	KEITH YONG	2,262.36
01722	ROSMECH SALES AND SERVICE PTY LTD	2,243.72
04084	KEYS BROS	2,228.36
31948	FAST FINISHING SERVICES	2,222.00
07357	KNOWLEDGE SOCIETY PTY LTD	2,200.00
07028	WORKPOWER INC	2,194.50

AP Volume Report by Date
Ledger

From Date 1/08/2016 To Date 31/08/2016

From Period 2 To Period 2

A/C Number	Description	Current Month	
32320	FEDERAL TINWARE MANUFACTURING PTY LTD	2	2,194.50
03786	ALANA HALL		2,170.00
14601	CABCHARGE AUSTRALIA PTY LTD		2,163.95
54400	MAJOR MOTORS PTY LTD		2,148.37
07136	AUSTRALIA POST		2,091.72
06027	HORIZON WEST LANDSCAPE & IRRIGATION PTY LTD		2,085.83
05862	MY MEDIA INTELLIGENCE PTY LTD		2,080.42
19410	CITY OF PERTH STAFF SOCIAL CLUB		2,070.00
05276	CUPID CATERING		2,037.81
01471	NESPRESSO		2,017.00
07128	DRIVER TRAINING AND EDUCATION PTY LTD		2,010.00
09720	BERNARD CARNEY		2,000.00
28860	DULUX AUSTRALIA LIMITED		1,996.04
03492	SONIC HEALTHPLUS PTY LTD		1,980.00
36700	GHD PTY LTD		1,915.10
00218	ROC CANDY HEAD OFFICE		1,900.00
75121	RSEA PTY LTD		1,866.93
07080	AUSTRALIAN SERVICES UNION		1,811.75
00510	TOTALLY WORKWEAR		1,782.68
31850	FARINOSI & SONS PTY LTD		1,772.46
01982	WESTBOOKS		1,760.58
77709	SENSIS PTY LTD		1,754.50
05364	REGINE'S PATISSERIE PTY LTD		1,754.17
84540	SEKURE PTY LTD		1,749.45
03575	MANHEIM PTY LTD		1,724.80
01792	DESIGN EDGE		1,692.90
30620	ENNIS JEWELLERS		1,650.00
06418	VICKY MARIE SOFIELD		1,600.00
06920	COMPLETE PROPERTY SERVICES WA PTY LTD T/AS		1,592.00
11240	BLYTH ENTERPRISES PTY LTD		1,557.23
87853	T QUIP		1,502.25
18872	CITY PODIATRY SURGERY		1,501.50
77711	SELEKIM TECHNICAL SERVICES		1,501.50
01325	DECIPHA PTY LTD		1,500.87
03942	TRUGRADE PTY LTD		1,485.00
01933	WASTE MANAGEMENT ASSOCIATION OF AUSTRALI		1,470.00
03593	COVS PARTS PTY LTD		1,465.44

AP Volume Report by Date Ledger

From Date 1/08/2016 To Date 31/08/2016

A/C Number	Description	From Period	To Period	Current Month
51530	LIGHT APPLICATIONS			1,427.25
82140	STATEWIDE CLEANING SUPPLIES			1,412.71
05854	PINNACLE PEOPLE			1,393.91
62390	NOVA NEWSAGENCY			1,386.95
00223	RENT A FENCE PTY LTD			1,377.20
67279	PHONOGRAPHIC PERFORMANCE COMPANY OF AUS			1,365.63
18968	CITY OF JOONDALUP			1,357.61
01015	RORIE SPARE			1,344.00
03714	IMPERIAL GLASS			1,340.13
04594	JAPANESE TRUCK & BUS SPARES PTY LTD			1,311.20
04034	CAMEO CLEANING SERVICE			1,300.00
53220	BUCHER MUNICIPAL PTY LTD			1,297.75
00038	CHRISTINE MCCALLUM			1,292.00
87590	TOOLMART AUSTRALIA PTY LTD			1,282.00
03586	DRAINFLOW SERVICES PTY LTD			1,276.00
01379	ADVANCED AUTOLOGIC			1,270.80
60997	NATIONWIDE TRAINING PTY LTD			1,250.00
06836	MOORE STEPHENS(WA)PTY LTD AS AGENT			1,232.00
06339	THE ONLINE SHOPPING CO PTY LTD T/AS HIRE KING			1,200.00
88541	TRIEVENTS			1,200.00
02073	CROWNE PLAZA-CANBERRA			1,180.00
06006	JESSICA WYLD PHOTOGRAPHY			1,177.00
06752	AUSTRALIAN LIBRARY & INFORMATION ASSOC			1,170.00
03676	THE TRUSTEE FOR SMYTH FAMILY TRUST			1,160.00
77451	SETON AUSTRALIA PTY LTD			1,158.85
05585	PERTH SYMPHONY ORCHESTRA			1,155.00
01522	OCTAGON-BKG LIFTS			1,135.45
07186	CCS RENTALS PTY LTD T/AS CONSOLIDATED RENTALS			1,100.00
07341	DIRECTORYLISTINGS.COM.AU PTY .LTD			1,094.50
06187	ALLPEST WA			1,091.00
05562	NEWS LIMITED			1,090.00
01240	COLORTECH SYSTEMS			1,089.00
06993	ACE INDUSTRIAL DISTRIBUTORS PTY LTD			1,089.00
07030	PERTH PARTY HIRE			1,080.00
07321	YOGA VINE PTY LTD			1,080.00
84971	TECHNOLOGY ONE LTD			1,078.00
07326	ADRIAN CONTI MARGO			1,055.18

A/C Number	Description	From Period	To Period	2	Current Month	From Date	To Date	31/08/2016
07307	ROBERT WADE BELL				1,036.80			
89890	URBANSTONE PTY LTD				1,027.18			
27520	DIAMOND LOCK & KEY				1,024.90			
06885	THE TRUSTEE FOR TRJ TRUST				1,023.00			
11380	BOFFINS BOOKSHOP PTY LTD				1,016.27			
16799	CEDA				1,000.00			
07309	CORPORATE SCORECARD PTY LTD				986.70			
07355	INFOCUS MEDIA LIMITED				979.50			
81780	SAI GLOBAL				977.44			
45995	JAYCAR ELECTRONICS				974.60			
01423	MATRIX PRODUCTIONS				973.51			
34442	ALSCO PTY LTD				937.35			
05421	BLACKWOODS ATKINS				923.32			
12140	BOYA MARKET GARDEN EQUIPMENT PTY LTD				921.71			
06213	CITYWALK PTY LTD T/AS LUCKENS FUMIGATION SI				920.11			
02807	SOUTHERN CROSS PROTECTION PTY LTD				919.14			
04837	TELSTRA DAMAGE COST RECOVERY & MANAGEMEN				915.93			
17280	C.F.M.E.U				900.00			
82280	STICKERWORLD PTY LTD T/ASMARK-IT FRIDGE MA				896.50			
00984	QPS CLEANING				880.00			
06581	PLANTRITE				870.32			
65650	PENNANT HOUSE				861.00			
00079	EUROPEAN FOODS PTY LTD				836.68			
86653	THE WORKERS SHOP				830.00			
69198	PREPRESS SKILLS CENTRE				825.55			
06193	BENJAMIN KONTOOLAS				800.00			
06225	PERTH TESTING AND TAGGING PTY LTD				793.10			
05498	TLS PRODUCTIONS PTY LTD				786.50			
01243	G FORCE PRINTING				781.44			
08000	BAILEY'S THE FERTILISER FAMILY				777.15			
04415	FE TECHNOLOGIES				770.00			
06240	AUSTRALIA POST				765.61			
86150	THE PERTH MINT T/AS GOLDCORP AUSTRALIA				760.71			
05100	DEPARTMENT OF LANDS				750.00			
01836	PHENOMENON EVENT SERVICES PTY LTD				737.00			
03599	ANSTAT PTY LTD				722.49			
07346	INTERSKILL PERTH PTY LTD				715.00			

AP Volume Report by Date Ledger

From Date 1/08/2016 To Date 31/08/2016

From Period 2 To Period 2

A/C Number	Description	Current Month
11350	BOC GASES AUSTRALIA LTD	707.36
04054	RICHLEA NOMINEES PTY LTD T/AS RPG AUTO ELEC	701.25
05154	AUSTRALIAN UTILITY SERVICES	700.21
87775	TOTAL PACKAGING (W.A. PTY LTD)	686.40
61202	NEIL WALLACE	683.00
06408	REBECCA MARIANNE MANSELL	680.00
04030	CARLS MILK SUPPLY	675.17
05734	KOTT GUNNING	674.30
02507	FOR THE COFFEE TABLE	674.20
41543	HIRE SOCIETY	673.96
34425	DANIELS PRINTING CRAFTSMEN	673.20
04401	WOODLANDS DISTRIBUTORS & AGENCIES PTY LTD	661.10
06977	EDUCATED BY NATURE PTY LTD	660.00
44568	INSTITUTE OF PUBLIC ADMINISTRATION AUST	660.00
03773	JIM ADAMOS	641.00
07281	CONTRA-FLOW PTY LTD	638.00
04422	IMAGESOURCE DIGITAL SOLUTIONS	618.20
94199	WEST COAST TURF	605.00
07031	FABIAN ROJAS	600.00
95794	O'BRIEN GLASS INDUSTRIES LIMITED	599.30
01298	GREEN BUILDING COUNCIL OF AUST LTD	599.00
05792	M.H. & E.V. SMITH(1983)	594.00
32939	FIRST FIVE MINUTES PTY LTD	594.00
38381	GREENWAY ENTERPRISES	592.38
04315	PERTH MAGISTRATES COURT	587.50
01910	THE BBQ MAN	577.50
02031	A NOBLE & SON LTD	570.37
40430	HEALTH INSURANCE FUND OF WA	568.20
04620	LINFOX ARMAGUARD PTY LTD	563.03
04762	LAUREN KRONEMYER	560.00
00211	METROCOUNT	550.00
01057	TENDERLINK.COM PTY LTD	550.00
07316	MATTHEW M MCGUIRE	550.00
06469	KISS MELINDA T/AS KISS KINETICS	540.00
06931	MONITORED SECURITY SYSTEMS PTY LTD(TRUSTE	536.25
06667	AROMA PLATTER	532.00
73650	ROBAYNE DISTRIBUTORS	512.15

AP Volume Report by Date Ledger

From Date 1/08/2016 To Date 31/08/2016

A/C Number	Description	From Period	To Period	Current Month
04033	TALDARA INDUSTRIES LTD	2	2	507.32
03528	SHELTER WA			500.00
07089	SISTER CITIES AUSTRALIA			500.00
07330	AUSTRALIAN INSTITUTE OF ANIMAL MANAGEMEN			500.00
05488	COVENTRY GROUP LTD T/AS KONNECT IT			497.05
04669	SPECTRUM TV PTY LTD			495.00
04320	SJ LOFFMAN			492.80
04811	DISCUS DIGITAL PRINT			484.00
05434	COOLIN PTY LTD T/AS SNAP PERTH HOWARD STREI			476.00
68320	POCKETPHONE COMMUNICATIONS			470.00
07200	MARK REISINGER T/AS MFR AUTOELECTRICS			457.60
94835	WURTH AUSTRALIA PTY LTD			456.81
00990	BIN BATH(AUSTRALIA)PTY LTD			447.04
25865	DAVIDSON, JANET			443.00
05437	PARKING AUSTRALIA			440.00
06854	JAMES FOLEY			440.00
78119	SHANNON DE BIE T/AS PRO SOUND PRODUCTIONS			440.00
01138	INSTANT PRODUCTS GROUP			435.90
07332	BREADTIME CBD PTY LTD T/AS BROTZEIT 140			435.00
27600	DILENA METAL SALES			426.00
03658	PAN PACIFIC PERTH			418.00
07257	MULTISPARES LIMITED			416.58
04380	DIRECT MEMORY ACCESS PTY LTD			405.90
08390	BARNETTS (WA)PTY LTD			403.55
06278	ADAM ROBERT BROADBY			400.00
06914	WOODSIDE PLAZA FLOWERS AND GIFTS			400.00
07296	BENJAMIN HASLER			400.00
07314	MARK DANIEL LLOYD			400.00
07317	STEVEN DALY			400.00
07320	RAHMAT MAUDI LAVER			400.00
00620	INSTANT WASTE MANAGEMENT			396.00
06522	PORTNER PRESS PTY LTD			391.00
70029	PUBLIC LIBRARIES AUSTRALIA LTD			390.00
56251	MERCURY			386.33
04576	REBECCA FLANAGAN			385.00
41995	HOLTON CONNOR ARCHITECTS & PLANNERS			385.00
03680	CAFE CORPORATE			366.00

AP Volume Report by Date Ledger

From Period 2 To Period 2 From Date 1/08/2016 To Date 31/08/2016

A/C Number	Description	Current Month
13470	BUDGET CAR & TRUCK RENTAL	365.75
04094	DANIELS HEALTH SERVICES PTY LTD	361.00
31548	EXPERIENCE PERTH	360.00
04408	WELL CONNECTED BUSINESS SYSTEMS PTY LTD	352.00
04708	AUSWEST COOLROOM HIRE	350.00
45918	JASOL AUSTRALIA	340.80
04118	CCA PRODUCTIONS	337.70
61042	LAUNDRY EXPRESS	336.12
06598	UNIFORM FASHIONS	332.50
02603	MULTILEC ENGINEERING	330.00
05069	AKA EVENTS HIRE	330.00
07279	ROCKET MUSIC COMPANY	330.00
25320	DALTON'S CITY NEWS	323.65
01928	CARTRIDGE WORLD WEMBLEY	320.00
82282	CSP GROUP PTY LTD T/AS STIHL SHOP OSBORNE PA	318.50
02212	ADVANCED DOCUMENT SOLUTIONS	310.83
47900	KELYN TRAINING SERVICES	302.00
02205	PERTH TRAINING CENTRE(PTC)	300.00
07228	BIOENERGETIC MEDICINE	300.00
06607	BROWNES FOODS OPERATIONS PTY LTD	298.58
07161	ACHIEVING SYNERGY PTY LTD	297.00
05602	SECURE CASH	290.40
28931	DUXTON HOTEL	290.00
13189	BSC MOTION TECHNOLOGY	289.72
81030	SPANDEX ASIA PACIFIC P/L	283.40
91121	VIZCOM TECHNOLOGIES	275.00
00567	J.D ORGANICS PTY LTD	273.24
01365	DUNBAR SERVICES(WA) PTY LTD	270.40
25800	DAVID GRAY & CO PTY LTD	269.50
07133	HARRY ARMSTRONG LOCKSMITHS	265.00
03253	ABNOTE AUSTRALASIA PTY LTD	264.00
01307	TNT	262.93
02472	ECOLO WA	250.25
07211	MACROPOD INVESTMENTS PTY LTD	250.00
07290	JAYGA MCMULLEN PHOTOGRAPHER	250.00
91700	WA AIDS COUNCIL INC	250.00
04638	ASHDOWN-INGRAM A DIV OF EXEGO PTY LTD	246.40

AP Volume Report by Date Ledger

From Date 1/08/2016 To Date 31/08/2016

A/C Number	Description	From Period	To Period	Current Month
06436	DORMA AUSTRALIA PTY LTD			242.00
07340	ST CATHERINE'S COLLEGE INC			240.00
61385	NEVERFAIL SPRINGWATER CO P/L			222.75
81990	DEPARTMENT PREMIER & CABINET - STATE LAW PL			222.64
07294	MELITA CLEANING SERVICE			220.00
73700	CONCERT PIANO HIRE			220.00
92150	WA LIBRARY SUPPLIES			208.90
03623	FORCH PTY LTD			202.40
38606	GRACE REMOVALS GROUP			200.28
06507	THE WORKWEAR GROUP PTY LTD			200.24
06790	7TH HEAVEN ENTERPRISES			200.00
28911	DUN & BRADSTREET (AUST) PTY LTD			198.63
16995	CENTRAL CITY MEDICAL CENTRE			193.65
04454	MESSAGENET PTY LTD			191.40
07013	AUSTRALIAN PLANT WHOLESALERS			184.80
06753	BEACON EQUIPMENT BENTLEY			183.20
07308	D & S LAIDLAW PTY LTD			180.00
85549	AMCHAM			179.00
02917	COMMITTEE FOR PERTH			175.00
06037	MOW MASTER TURF EQUIPMENT			168.00
07293	POS SYSTEMS AUSTRALASIA PTY LTD			160.00
03190	MUCKY DUCK BUSH BAND			150.00
89689	UES (INT'L) PTY LTD			145.79
13880	BUNZL LTD			136.58
40450	CHALLENGE CHEMICALS AUST			134.20
39458	HANG ART			132.00
04330	MFP SYSTEMS PTY LTD			127.91
90225	VALVOLINE (AUSTRALIA) PTY LTD			122.75
01822	THE TRUSTEE FOR AISAT INSTRUMENTS(RETAIL) U			121.00
07328	BOBI BLAZESKI			121.00
00267	SHIRLEY HUNT			120.00
00733	GARY LYNN			120.00
01008	JD AND J N PINNINGTON			120.00
04754	TRACEY LEE SIMPSON			120.00
07295	JUKEBOX LADY			120.00
66883	PETER WILLIAMS			120.00
03287	OCE-AUSTRALIA LTD			117.59

AP Volume Report by Date
Ledger

From Period 2 To Period 2 From Date 1/08/2016 To Date 31/08/2016

A/C Number	Description	Current Month	
06099	MULTI FIX WA	115.90	
03235	TRUCK CENTRE (WA) PTY LTD	115.45	
35905	ELGAS SWAP AND GO	114.79	
05804	AUSSIE TELECOM PTY LTD	113.57	
04541	MOBILE TRACKING AND DATA PTY LTD	112.20	
56750	METRO FILTERS	108.50	
24181	CROWN SECURITY	100.38	
05442	LGMA WA DIVISION	95.00	
75080	ROYAL WA HISTORICAL SOCIETY	95.00	
31912	ELEMENT14 PTY LTD	93.21	
04032	MANAFRY PERTH	92.40	
01090	ADELPHI TAILORING CO PTY LTD	89.33	
07050	JULIE ELIZABETH MEEK	88.00	
69847	PROPERTY COUNCIL OF AUSTRALIA	88.00	
04876	MAL ATWELL LEISURE GROUP	79.20	
04421	JEREMY CLAPHAM	75.00	
75090	GALVIN PLUMBING SUPPLIES	70.69	
06595	DYMOCKS HAY STREET	66.37	
00410	ABLE WESTCHEM(BORVEK PTY LTD)	60.61	
06239	AUSTRALIA POST(604917)	51.65	
07055	CARGO CREW PTY LTD	50.11	
20504	CLINIPATH PATHOLOGY PTY LTD	46.81	
78450	SHERIDANS FOR BADGES	42.85	
02895	ALTRONICS PTY LTD	31.98	
53397	MCINTOSH & SON	30.20	
07338	WESTERN METROPOLITAN REGIONAL COUNCIL	13.64	
03734	CIC EVENTS MANAGEMENT PTY LTD	0.00	
04472	HONG KONG AUSTRALIA BUSINESS ASSOC LTD	0.00	
76340	SANAX	0.00	
Grand Totals		8,153,474.40	

MUNICIPAL FUND

To Date 31/08/2016

Payment Amount



109920	4/08/2016	ALISTAIR HUTCHINS	120.00
--------	-----------	-------------------	--------

<u>Invoice Number</u>	<u>Payment Details</u>	<u>Amount</u>	<u>Discount</u>	<u>Retention</u>	<u>PPS</u>
\$APINVOICE	HEALTHY LIFESTYLE-A HUTCHINS	120.00			
290716					

109921	4/08/2016	COLIN MOK	110.00
--------	-----------	-----------	--------

	<u>Invoice Number</u>	<u>Payment Details</u>	<u>Amount</u>	<u>Discount</u>	<u>Retention</u>	<u>PPS</u>
\$APINVCE	02082016	GLASSES CONTRIBUTION-COLIN MOK	110.00			

109922	4/08/2016	FINES ENFORCEMENT REGISTRY	43.50
--------	-----------	----------------------------	-------

	<u>Invoice Number</u>	<u>Payment Details</u>	<u>Amount</u>	<u>Discount</u>	<u>Retention</u>	<u>PPS</u>
\$APINVCE	030816	RED OVERPAYMENT FER INF-4501315&4602308	43.50			

109923	4/08/2016	JOHN DE BOER	119.95
--------	-----------	--------------	--------

\$APINVOICE	Invoice Number	Payment Details	Amount	Discount	Retention	PPS
	29072016	HEALTHY LIFESTYLE-J DE BOAR	119.95			

109924 4/08/2016 JONES LANG LASALLE (WA)PTY LTD 55,107.07

<u>Invoice Number</u>	<u>Payment Details</u>	<u>Amount</u>	<u>Discount</u>	<u>Retention</u>	<u>PPS</u>
\$APINVOICE	8125007	55,107.07			
	ENEX100 LOADING DOCK RENT- AUG2016				

109925	4/08/2016	KEVIN FRETWELL	114.95
--------	-----------	----------------	--------

<u>Invoice Number</u>	<u>Payment Details</u>	<u>Amount</u>	<u>Discount</u>	<u>Retention</u>	<u>PPS</u>
\$APINVOICE	HEALTHY LIFESTYLE-K FRETWELL	114.95			
020816					

109926	4/08/2016	PERTH MAGISTRATES COURT	587.50
--------	-----------	-------------------------	--------

	<u>Invoice Number</u>	<u>Payment Details</u>	<u>Amount</u>	<u>Discount</u>	<u>Retention</u>	<u>PPS</u>
\$APIN/VE	280716	LODGEMENT FEE-5 X COURT MATTERS	587.50			

109927	4/08/2016	RUSSELL ALLCHIN	165.00
--------	-----------	-----------------	--------

	<u>Invoice Number</u>	<u>Payment Details</u>	<u>Amount</u>	<u>Discount</u>	<u>Retention</u>	<u>PPS</u>
\$APINVCE	26072016	REFUND-SAFETY SHOES R ALL CHIN	165.00			

109928	4/08/2016	SHIRLEY HUNT	120.00
--------	-----------	--------------	--------

\$APINVOICE	<u>Invoice Number</u>	<u>Payment Details</u>	<u>Amount</u>	<u>Discount</u>	<u>Retention</u>	<u>PPS</u>
	050716	PERFORMACE AT TUESDAY MORNING SHOW	120.00			

Payment Details by Invoice

MUNICIPAL FUND

From Period 2 To Period 2 From Date 1/08/2016 To Date 31/08/2016

Cheque/EFT
Number

Payment Date Payee

Payment Amount

109929 4/08/2016 STEPHEN SIMPSON 60.00

\$CANCHQ 109929 PARKING INFRINGEMENT REFUND-8226828 60.00

109930 4/08/2016 TELSTRA 41,514.93

Invoice Number	Payment Details	Amount	Discount	Retention	PPS
4681944502	DATA CHARGES FOR 16 JUNE- 15 JULY 2016	5,874.33			
4681945053	MOBILE PHONE CHARGES-16 JUN-15 JUL 2016	12,458.93			
2769413700	MOBILE PHONE CHARGES-16 MAY-15 JUN 2016	15,833.33			
253727500	LNDLINE PHONE CHARGES-16 JUN-15 JUL 2016	3,432.91			
4681945038	MOBILE CHARGES-16 JUNE-15 JULY 2016	297.53			
1057776700	CHARGES FOR JULY 2016 M2M PRODUCT	3,617.90			



Payment Details by Invoice

MUNICIPAL FUND

From Period 2 To Period 2 From Date 1/08/2016 To Date 31/08/2016

Cheque/EFT
Number

Payment Date Payee

109931	4/08/2016	WATER CORPORATION	Payment Details	Amount	Discount	Retention	PPS	Payment Amount
\$APINVCE		9009646116	WATER USAGE-RD RESERVE-HAY ST-30/5-25/7	39.77				16,896.30
\$APINVCE		9001865445	WATER USAGE-RESERVE STGEORGE-23/5-21/7	171.63				
\$APINVCE		9001938982	GARDEN AT-376WELLINGTON ST-23/5-21/7	408.14				
\$APINVCE		9001909030	WATER USAGE-127HILL ST-24/5-21/7/16	1,463.72				
\$APINVCE		9001937007	WATER USAGE-GARDEN R1 MURRAY-23/5-21/7	2.09				
\$APINVCE		9001938683	WATER-SHOP-337WELLINGTON-23/5-21/7	957.50				
\$APINVCE		9009504310	TRADE WASTE FEE-27STGEORGE TCE-2016/17	330.27				
\$APINVCE		9001912328	WATER USAGE-RD VERGE-IROYAL ST-30/5-21/7	41.86				
\$APINVCE		9001888321	WATER USAGE-R2510TERRACE-24/5-22/7	614.67				
\$APINVCE		9001881031	WATER USAGE-H900HAVELOCK ST-23/5-22/7	200.93				
\$APINVCE		9001917284	WATER-RD VERGE-RPPP TRAFALGAR-24/5-22/7	8.37				
\$APINVCE		900193233	WATER USAGE-D/TAP-1HAY ST-23/5-21/7	2.09				
\$APINVCE		9001917305	WATER USAGE-L92 TRAFALGAR-24/5-22/7	2.09				
\$APINVCE		9001888313	WATER USAGE-R TERRACE RD-24/5-22/7	2.09				
\$APINVCE		9001931158	GARDEN AT RR ST GEORGE TC-23/5-21/7	85.81				
\$APINVCE		9001917233	WATER USAGE -D/TAP-R999TRAFALGAR23/5-22/	2.09				
\$APINVCE		9001933110	WATER USAGE-D/TAP-1HAY ST-23/5-21/7	2.09				
\$APINVCE		9012119018	WATER-GARDEN AT NEWSCATLE ST-23/5-21/7	8.37				
\$APINVCE		9001922876	WATER USAGE-200JAMES ST-23/5-21/7	188.38				
\$APINVCE		9008856744	WATER USAGE-RSRV RIVERSIDE DR-25/5-21/7	2.09				
\$APINVCE		9001940775	WATER USAGE-47 NEWCASTLE ST-23/5-21/7	40.13				
\$APINVCE		9001938480	WATER USAGE-GROUNDS FORREST PL-23/5-21/7	2,788.59				
\$APINVCE		9001854762	WATER USAGE-GARDEN-RD VERGE-23/5-22/7	2.09				
\$APINVCE		9012270922	WATER USAGE-ROAD VERGE HAY ST-23/5-21/7	2.09				
\$APINVCE		9017985353	WATER USAGE-PLAYGROUND ADELAIDE25/5-22/7	121.40				
\$APINVCE		9001860628	WATER USAGE-40KINGS PK RD-23/5-22/7	6.28				
\$APINVCE		9008856779	WATER USAGE-GRDN AT10VICTORIA-23/5-21/7	25.12				
\$APINVCE		9012293286	WATER USAGE-ROAD VERGE-23/5-20/7/16	110.93				
\$APINVCE		9012387186	METERED FIRE HYDRANT CHARGES-15/6-15/7	871.26				
\$APINVCE		9011704696	WATER USAGE-GARDEN-LAKE ST-23/5-21/7	14.65				
\$APINVCE		9001871976	WATER USAGE-GRDN 707WELLINGTON-23/5-21/7	2.09				
\$APINVCE		9009862994	WATER USAGE-RD VERGE HAY ST-24/5-22/7	20.93				
\$APINVCE		9001888348	WATER-D/TAP-R12510TERRACE-24/5-22/7	8.37				
\$APINVCE		9001888356	WATER USAGE-D/TAP-21RIVERSIDE-25/5-22/7	267.90				



[illegible]

MUNICIPAL FUND

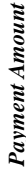


MUNICIPAL FUND

From Period 2	To Period 2	From Date	To Date
		1/08/2016	31/08/2016

<i>Cheque/EFT Number</i>	<i>Payment Date</i>	<i>Payee</i>	<i>Payment Details</i>	<i>Amount</i>	<i>Discount</i>	<i>Retention</i>	<i>PPS</i>	<i>Payment Amount</i>
109939	11/08/2016	GARY LYNN						120.00
	\$APINVCE	14	THE SWINGING YEARS SHOW 26/7/16	120.00				
109940	11/08/2016	HAMIYET ONCELER						60.00
	\$APINVCE	200516	RFD-INCORRECT INFRINGEMENT	60.00				
109941	11/08/2016	LEND LEASE						140.00
	\$APINVCE	080816	APPLICATION DIDNOT PROCEED FIR 2016/240	140.00				
109942	11/08/2016	LIAM MONKHOUSE						2,610.00
	\$CANCHQ	109942	WINTER ARTSBAR PERFORMANCE	2,610.00				
109943	11/08/2016	PHILIP ANDREW SEAL						120.00
	\$APINVCE	080816	REFUND- INFRINGEMENT CANCELLED 8200273	120.00				
109944	11/08/2016	RIO TINTO						275.50
	\$APINVCE	050816	REFUND-PARKING CARD BALANCE	275.50				

MUNICIPAL FUND



***Cheque/EFT
Number***

Report Name [Warrant 2.rpt]

MCHOP

Print Date 5/09/20

Page Number

Payment Details by Invoice

MUNICIPAL FUND

From Period 2 To Period 2 From Date 1/08/2016 To Date 31/08/2016

Cheque/EFT

Cheque/EFT Number	Payment Date	Payee	Invoice Number	Payment Details	Amount	Discount	Retention	PPS	Payment Amount
109950	18/08/2016	CHRIS LEE	080816	HEALTHY LIFESTYLE CONTRIB - C LEE	120.00				120.00
109951	18/08/2016	D D R PEARSON							306.05
			Invoice Number	Payment Details	Amount	Discount	Retention	PPS	
			A1102607	REFUND SENIOR REBATE U11/122 MOUNT BAY R	306.05				
109952	18/08/2016	DENNIS LORTON							110.00
			Invoice Number	Payment Details	Amount	Discount	Retention	PPS	
			080816	GLASSES CONTRIB - D LORTON	110.00				
109953	18/08/2016	GORDON UDY							120.00
			Invoice Number	Payment Details	Amount	Discount	Retention	PPS	
			080816	HEALTHY LIFESTYLE CONTRIB - G UDY	120.00				
109954	18/08/2016	GUN TILING							276.00
			Invoice Number	Payment Details	Amount	Discount	Retention	PPS	
			080816	REFUND IN CANCELLATION-21797	276.00				
109955	18/08/2016	H M REWELL & C CURTIS							348.89
			Invoice Number	Payment Details	Amount	Discount	Retention	PPS	
			A1061332	REFUND NEW SENIOR-3 FLAGSTAFF LANE	348.89				
109956	18/08/2016	NATASHA SEDDON							343.00
			Invoice Number	Payment Details	Amount	Discount	Retention	PPS	
			120816	CANCELLATION OF WEDDING BOOKING 31/12	343.00				
109957	18/08/2016	SENSIS PTY LTD							1,754.50
			Invoice Number	Payment Details	Amount	Discount	Retention	PPS	
			030975424	L1 BUSINESS NETWORK SUMMARY PRODUCT	1,754.50				
109958	18/08/2016	SERVICE STREAM HOLDINGS LTD							828.00
			Invoice Number	Payment Details	Amount	Discount	Retention	PPS	
			120816	REFUND IN CANCELLATION-21848&21839	828.00				



MUNICIPAL FUND



To Date 31/08/2016

Payment Amount

[illegible]

Payment Details by Invoice

MUNICIPAL FUND

From Period 2 To Period 2 From Date 1/08/2016 To Date 31/08/2016

Cheque/EFT
Number

Payment Date Payee

Payment Amount

109976	31/08/2016	WATER CORPORATION							869.07
--------	------------	-------------------	--	--	--	--	--	--	--------

			Invoice Number	Payment Details	Amount	Discount	Retention	PPS	
\$APINVCE			901238786	CHARGES-METERED FIRE HYDRANT 15/7-15/8	869.07				

157653	4/08/2016	TOP CUT TOTAL MEAT SOLUTIONS							2,746.42
--------	-----------	------------------------------	--	--	--	--	--	--	----------

			Invoice Number	Payment Details	Amount	Discount	Retention	PPS	
\$APINVCE			00173798	MEAT FOR CITIPLACE COMM CTR	37.58				
\$APINVCE			00173554	MEAT FOR CITIPLACE COMM CTR	810.35				
\$APINVCE			00174588	MEAT FOR CITIPLACE COMM CTR	416.01				
\$APINVCE			00174280	MEAT FOR CITIPLACE COMM CTR	182.70				
\$APINVCE			00173915	MEAT FOR CITIPLACE COMM CTR	218.52				
\$APINVCE			00174464	MEAT FOR CITIPLACE COMM CTR	956.13				
\$APINVCE			00174184	MEAT FOR CITIPLACE CHILDCARE CTR	125.13				

157654	4/08/2016	TAMALA PARK REGIONAL COUNCIL							8,855.56
--------	-----------	------------------------------	--	--	--	--	--	--	----------

			Invoice Number	Payment Details	Amount	Discount	Retention	PPS	
\$RECEIPT			J183207	LDR ; ADJUSTMENT OF JRNL 4003828 ; AP/AR	(143,166.67)				
\$JOURNAL			J183010	PROCEED OF SALE SUBJECT TO GST	141,655.40				
\$RECEIPT			J183207	LDR ; RE TAMALA PARK ; AP/AR CONTRA/DEBT	(143,166.67)				
\$APINVCE			774	REIMB OF DEVELOPMENT COSTS JUNE2016	128,727.42				
\$RECEIPT			J183019	LDR ; APAR JRNL TAMALA PARK DN 503404 ;	143,166.67				
\$JOURNAL			J183010	DEV COST SUBJECT TO GST	(118,360.59)				

157655	4/08/2016	CTIS PTY LTD							18,023.56
--------	-----------	--------------	--	--	--	--	--	--	-----------

			Invoice Number	Payment Details	Amount	Discount	Retention	PPS	
\$APINVCE			01066329	COIN COLLECTION 11/7-24/7/16`	15,898.38	317.97			
\$APINVCE			01066330	COIN COLLECTION-VIC PK-11/7-24/7/16	831.77	41.59			
\$APINVCE			01066332	AUDIT OF APMS HOPPERS JULY16	1,686.70	33.73			
					393.29				

157656	4/08/2016	ID INFORMED DECISIONS							9,900.00
--------	-----------	-----------------------	--	--	--	--	--	--	----------

			Invoice Number	Payment Details	Amount	Discount	Retention	PPS	
\$APINVCE			00011027	PROFILE.ID&ATLAS.ID SUBTN 1/7/16-30/6/17	9,900.00				



Payment Details by Invoice

MUNICIPAL FUND

From Period 2 To Period 2 From Date 1/08/2016 To Date 31/08/2016

Cheque/EFT
Number

Payment Date Payee

Payment Amount

157657 4/08/2016 BIDVEST 5,254.53

Invoice Number		Payment Details		Amount	Discount	Retention	PPS
\$APINVCE	135627908	CONSUMABLES-CITIPLACE COMM CTR		882.51			
\$APINVCE	135561563	CONSUMABLES-COMM CTR		258.66			
\$APINVCE	135520210	CONSUMABLES-CITIPLACE COMM CTR		364.44			
\$APINVCE	135615432	CONSUMABLES-CITIPLACE CHILDCARE CTR		631.64			
\$APINVCE	135615433	PACKING PRODUCTS-CITIPLACE CHILDCARE		78.26			
\$APINVCE	135598619	CONSUMABLES-CITIPLACE COMM CTR		410.86			
\$APINVCE	135561564	PACKING CONTAINERS-CITIPLACE COMM CTR		325.26			
\$APINVCE	421014.PER	SUPPLY OF GROCERIES-ROD EVANS		329.07			
\$APINVCE	135520209	CONSUMABLES-CITIPLACE COMM CTR		741.58			
\$APINVCE	135615431	CONSUMABLES FOR CITIPLACE COMM CTR		218.61			
\$APINVCE	135520211	EGGS-CITIPLACE COMM CTR		97.90			
\$APINVCE	135585687	MUFFIN CASES WHITE-CITIPLACE COMM CTR		27.72			
\$APINVCE	135561565	WIPE ROLL -CITIPLACE COMM CTR		61.45			
\$APINVCE	135585686	CONSUMABLES-CITIPLACE COMM CTR		322.89			
\$APINVCE	135627909	CONSUMABLES FOR CITIPLACE COMM CTR		503.68			
157658	4/08/2016	TNT		28.39			

\$APINVCE 4/08/2016 48858570 COURIER SVCS-JUNE 16 28.39

157659 4/08/2016 IRON MOUNTAIN AUSTRALIA GROUP PTY LTD 2,133.49

Invoice Number		Payment Details		Amount	Discount	Retention	PPS
\$APINVCE	1130314530	RECORD DESTRUCTION/STORAGE-21/5-17/6		1,807.01			
\$APINVCE	1130316574	RECORDS STORAGE/DESTRUCTION 21/5-17/6		326.48			

157660 4/08/2016 A NOBLE & SON LTD 478.12

\$APINVCE 4/08/2016 SIN133867 QUARTERLY INSPECTION LIFTING EQUIP 15/6/ 478.12

157661 4/08/2016 DEPARTMENT OF COMMERCE BUILDING COMMISSION 64,068.50

\$APINVCE 01082016 BUILDING SERVICE LEVY-JULY 2016 64,068.50



CITY of PERTH

Payment Details by Invoice

MUNICIPAL FUND

From Period 2 To Period 2 From Date 1/08/2016 To Date 31/08/2016

Cheque/EFT
Number

Payment Date Payee

Payment Amount

157662	4/08/2016	PERTH UPMARKET							8,250.00
		<u>Invoice Number</u>	<u>Payment Details</u>	<u>Amount</u>	<u>Discount</u>	<u>Retention</u>	<u>PPS</u>		
\$APINVCE		INV-8414	EVENT SPONSORSHIP JUL-DEC16	8,250.00					
157663	4/08/2016	SONIC HEALTHPLUS PTY LTD							792.00
		<u>Invoice Number</u>	<u>Payment Details</u>	<u>Amount</u>	<u>Discount</u>	<u>Retention</u>	<u>PPS</u>		
\$APINVCE		1081725	PRE-EMPLOYMENT MEDICAL-S MALCOLM	495.00					
\$APINVCE		1094489	PREEMPLOYMENT MEDICAL	297.00					
157664	4/08/2016	GILMOUR & JOOSTE ELECTRICAL							1,657.01
		<u>Invoice Number</u>	<u>Payment Details</u>	<u>Amount</u>	<u>Discount</u>	<u>Retention</u>	<u>PPS</u>		
\$APINVCE		20169702	ELECT MNTNCE-MOUNTS BAY RD 1 CP	212.19					
\$APINVCE		20169935	ELECTRICAL WORK-LIBRARY	1,444.82					
157665	4/08/2016	THE ART GALLERY OF WA							2,846.83
		<u>Invoice Number</u>	<u>Payment Details</u>	<u>Amount</u>	<u>Discount</u>	<u>Retention</u>	<u>PPS</u>		
\$APINVCE		R1013962	ELECTRICITY USAGE - JUNE 2016	2,846.83					
157666	4/08/2016	SULO MGB AUSTRALIA							3,387.67
		<u>Invoice Number</u>	<u>Payment Details</u>	<u>Amount</u>	<u>Discount</u>	<u>Retention</u>	<u>PPS</u>		
\$APINVCE		41353-2805	LID 240L STD RED STOCK	1,465.20					
\$APINVCE		41359-2805	SUPPLY-DK-GRN BINS	1,922.47					
157667	4/08/2016	CUPID CATERING							1,180.63
		<u>Invoice Number</u>	<u>Payment Details</u>	<u>Amount</u>	<u>Discount</u>	<u>Retention</u>	<u>PPS</u>		
\$APINVCE		3560	CATERING-CUSTOMER SERVICE 11/7/16	146.63					
\$APINVCE		3565	CATERING-CAROLYN FAREWELL-15/7/16	230.01					
\$APINVCE		3538	CATERING-COUNCIL HOUSE EDU 21/6	110.00					
\$APINVCE		3561	CATERING-ARCADIS-12/7/16	311.85					
\$APINVCE		3563	CATERING-PUBLIC ART-13/7/16	205.04					
\$APINVCE		3564	CATERING-LM-13/7/16	89.98					
\$APINVCE		3562	CATERING-PLANNING-12/7/16	87.12					



Payment Details by Invoice

MUNICIPAL FUND

From Period 2 To Period 2 From Date 1/08/2016 To Date 31/08/2016

Cheque/EFT
Number

Payment Date Payee

Payment Amount

157668 4/08/2016 ELECTRICITY GENERATION AND RETAIL CORPORATION 8,918.75

Invoice Number		Payment Details		Amount	Discount	Retention	PPS
\$APINVOICE	675819230	ELECTRICITY-565 VICTORIA AVE-21/6-19/7/1		299.35			
\$APINVOICE	888499900	ELECTRICITY-TERRACE RD-21/6-19/7/16		13.25			
\$APINVOICE	128191510	ELECTRICITY-MURRAY ST-4/6-6/7/16		222.60			
\$APINVOICE	248470890	CHARGES-30 STILES AVE 12/5-14/7		133.10			
\$APINVOICE	150987790	ELECTRICITY-2 LINWOOD CT-24/6-21/7		4,652.30			
\$APINVOICE	151088190	ELECTRICITY-ADELAIDE TCE-21/6-19/7/16		321.40			
\$APINVOICE	431845470	ELECTRICITY-LOT 483 TERRACE RD-21/6-19/7		143.45			
\$APINVOICE	015431910	ELECTRICITY-302RIVERSIDE DRV-21/6-19/7		441.05			
\$APINVOICE	836483610	ELECTRICITY-483 U2 TERRACE RD-21/6-19/7		2,340.50			
\$APINVOICE	289705470	ELECTRICITY-2 PLAIN ST-21/6-19/7/16		351.75			

157669 4/08/2016 TLS PRODUCTIONS PTY LTD 742.50

Invoice Number	Payment Details	Amount	Discount	Retention	PPS
INV-10472	2 DAY AUDIO EQUIPMENT HIRE	742.50			

157670 4/08/2016 AUDINO GROWERS 732.80

Invoice Number	Payment Details	Amount	Discount	Retention	PPS
80	FRUIT & VEGS FOR CHILDCARE CTR	150.92			
76	FRUIT & VEGS FOR CHILDCARE CTR	124.60			
75	FRUIT & VEGS FOR COMM CTR	176.58			
77	FRUIT & VEGS FOR COMM CTR	280.70			

157671 4/08/2016 SECURE CASH 145.20

Invoice Number	Payment Details	Amount	Discount	Retention	PPS
157671	BANKING COURIER SERVICES JUNE2016	145.20			

157672 4/08/2016 KD AIRE MECHANICAL & ELECTRICAL SERVICE 11,220.00

Invoice Number	Payment Details	Amount	Discount	Retention	PPS
27691	SUPPLY/INSTALL NETWORK CONTROLLER ENGIN	11,220.00			

157673 4/08/2016 MISSION IMPOSSIBLE CLEANING SERVICES 2,634.72

Invoice Number	Payment Details	Amount	Discount	Retention	PPS
00008553	CLEANING-VARIOUS PROPERTIES	2,634.72			



Payment Details by Invoice

MUNICIPAL FUND

From Period 2 To Period 2 From Date 1/08/2016 To Date 31/08/2016

Cheque/EFT
Number

Payment Date Payee

Payment Amount

157674	4/08/2016	THE TRUSTEE FOR THE PROPERTY AUSTRALIA									4,464.04
	\$APINVOICE	2393	WATER SERVICE CHARGES-LIB-24/3-23/5/16								
157675	4/08/2016	THE WORKWEAR GROUP PTY LTD									73.74
	\$APINVOICE	00644693	UNIFOMR-P ROWE								
157676	4/08/2016	J-CORP PTY LTD T/AS JCP CONSTRUCTION									19,536.00
	\$APINVOICE	AT8130.1	OFFICE MODIFICATION-LEVEL 4& 5								
157677	4/08/2016	MIDAS ENGINEERING GROUP PTY LTD T/AS WILKIE CIVIL									3,300.00
	\$APINVOICE	00002197	CITY OF PERTH HARDSTAND UPGRADE								
157678	4/08/2016	COCKTAIL HOLDINGS PTY LTD T/AS KERBING WEST WA									2,347.40
	\$APINVOICE	00005657	MINIMUM CHARGE 1 X LARGE BUFFER								
	\$APINVOICE	000005655	WELLINGTON ST KERBING MTC BENNETT/HILL								
157679	4/08/2016	BCL GROUP PTY LTD									61,599.74
	\$APINVOICE	RETP32.01	RELEASE OF 2.5% RETENTION-SUPREME CRT GDN								
157680	4/08/2016	ELECTRICAL DISTRIBUTORS OF WA PTY LTD									12,239.70
	\$APINVOICE	OE11708401	ST GEORGES TCE LIGHTING								
157681	4/08/2016	BUSINESS RISKS INTERNATIONAL(WA)PTY LTD									4,463.34
	\$APINVOICE	00001790	SECURITY STAFF 6/6-19/6/16								
157682	4/08/2016	MOBILE MASTERS T/AS CSE CROSSCOM PTY LTD									570.02
	\$APINVOICE	420627	ORION NETWORK ACCESS FEES AUG-SEPT16								



Payment Details by Invoice

MUNICIPAL FUND

From Period 2 To Period 2 From Date 1/08/2016 To Date 31/08/2016

Cheque/EFT
Number

Payment Date Payee

Payment Amount

157683	4/08/2016	ACE INDUSTRIAL DISTRIBUTORS PTY LTD							1,089.00
	\$APINVOICE	00043584	TORQUE WRENCHES 3/8 & 3/4, W/SHOP						
				Amount	Discount	Retention			
				1,089.00					
157684	4/08/2016	E DESIGN SOLUTIONS PTY LTD T/AS LUXTREE							2,022.00
	\$APINVOICE	33	LED BLOSSOM TREE						
				Amount	Discount	Retention			
				2,022.00					
157685	4/08/2016	MILLS RESOURCES							4,840.00
	\$APINVOICE	00006288	TEMP-PERM PLACEMENT FEE B LITCHFIELD						
				Amount	Discount	Retention			
				4,840.00					
157686	4/08/2016	GEL GOV GROUP PTY LTD T/AS WIZARD PERSONNEL &							3,541.26
	\$APINVOICE	GG104318	LABOUR HIRE-E RUTHERFORD W/E 24/07						
	\$APINVOICE	GG104317	F EDGERTON W/E 24/7/16						
				Amount	Discount	Retention			
				1,326.77					
				2,214.49					
157687	4/08/2016	TASTE ADVENTURE PTY LTD							9,075.00
	\$APINVOICE	INV-0101	FESTIVAL FROMAGE ACTIVATION						
	\$APINVOICE	INV-0002	50% FESTIVAL SPONSORSHIP						
				Amount	Discount	Retention			
				3,575.00					
				5,500.00					
157688	4/08/2016	SURF & SUN PTY LTD							3,267.00
	\$APINVOICE	INV-5691	AMAZING RACE-PERTH-TEAM BUILDING 4/8/16						
				Amount	Discount	Retention			
				3,267.00					
157689	4/08/2016	BERNARD CARNEY							1,000.00
	\$APINVOICE	175	TUESDAY MORNING SHOW-JUNE2016						
				Amount	Discount	Retention			
				1,000.00					
157690	4/08/2016	CABCHARGE AUSTRALIA PTY LTD							6.00
	\$APINVOICE	64641P1607	TAXI CHARGES-SURVEILLANCE						
				Amount	Discount	Retention			
				6.00					
157691	4/08/2016	CITY PODIATRY SURGERY							319.00
	\$APINVOICE	CP167	PODIATRY CONSULTATION						
				Amount	Discount	Retention			
				319.00					



Payment Details by Invoice

MUNICIPAL FUND

From Period 2 To Period 2 From Date 1/08/2016 To Date 31/08/2016

Cheque/EFT
Number

Payment Date Payee

Payment Amount

157692	4/08/2016	CITY OF PERTH (PETTY CASH)								939.50
		<u>Invoice Number</u>	<u>Payment Details</u>	<u>Amount</u>	<u>Discount</u>	<u>Retention</u>	<u>PPS</u>			
\$APINVOICE		030816	REIMBURSE PETTY CASH AS AT 3/8/16	939.50						
157693	4/08/2016	CLASSIC TREE SERVICES								6,266.61
		<u>Invoice Number</u>	<u>Payment Details</u>	<u>Amount</u>	<u>Discount</u>	<u>Retention</u>	<u>PPS</u>			
\$APINVOICE		23212	TREE PRUNNING-MACEY ST EAST PERTH	5,833.10	116.66					
\$APINVOICE		23211	TREE PRUNNING-16 KINGS PK AVE	561.40	11.23					
				127.89						
157694	4/08/2016	DATABASE CONSULTANTS AUSTRALIA								83,864.26
		<u>Invoice Number</u>	<u>Payment Details</u>	<u>Amount</u>	<u>Discount</u>	<u>Retention</u>	<u>PPS</u>			
\$APINVOICE		INV29829	SENTINEL SENSORS ANNUAL SUPPORT	83,864.26						
157695	4/08/2016	DEPUTY COMMISSIONER OF TAXATION								605,138.00
		<u>Invoice Number</u>	<u>Payment Details</u>	<u>Amount</u>	<u>Discount</u>	<u>Retention</u>	<u>PPS</u>			
\$APINVOICE		27100-2207	PAYROLL DEDUCTIONS FOR P/E 22/07/16	605,138.00						
157696	4/08/2016	DESIGN PLUMBING								2,302.57
		<u>Invoice Number</u>	<u>Payment Details</u>	<u>Amount</u>	<u>Discount</u>	<u>Retention</u>	<u>PPS</u>			
\$APINVOICE		100590	GLASS ENCLOSURE AT FORREST PLACE STAGE	1,043.70						
\$APINVOICE		100589	FORREST PLACE STAGE LIFE WELL	585.10						
\$APINVOICE		100594	COMM CTR - UNPLANNED MAINTENANCE	673.77						
157697	4/08/2016	DUXTON HOTEL								290.00
		<u>Invoice Number</u>	<u>Payment Details</u>	<u>Amount</u>	<u>Discount</u>	<u>Retention</u>	<u>PPS</u>			
\$APINVOICE		270616	DEP-EOFY BUFFER LUNCHX29 STAFF-FIN	290.00						
157698	4/08/2016	GLOBETROTTER CORPORATE TRAVEL								1,198.49
		<u>Invoice Number</u>	<u>Payment Details</u>	<u>Amount</u>	<u>Discount</u>	<u>Retention</u>	<u>PPS</u>			
\$APINVOICE		551606	AIRFARE-CR DAVIDSON 14/7-16/7 PTH/MLB	1,198.49						
157699	4/08/2016	HAYS PERSONNEL SERVICES (AUST) PTY LTD								2,343.31
		<u>Invoice Number</u>	<u>Payment Details</u>	<u>Amount</u>	<u>Discount</u>	<u>Retention</u>	<u>PPS</u>			
\$APINVOICE		5928790	COLBY LEWIS W/E 19/6/16	2,343.31						



Payment Details by Invoice

MUNICIPAL FUND

From Period 2 To Period 2 From Date 1/08/2016 To Date 31/08/2016

Cheque/EFT
Number

Payment Date Payee

Payment Amount

157700	4/08/2016	HIGH SPEED ELECTRICS								459.33
		<u>Invoice Number</u>	<u>Payment Details</u>	<u>Amount</u>	<u>Discount</u>	<u>Retention</u>	<u>PPS</u>			
\$APINVCE		20029A	ELECTRICAL WORK-ADELAIDE TCE	459.33						
157701	4/08/2016	INDUSTRIAL SCRUBBING SERVICES P/L								3,448.96
		<u>Invoice Number</u>	<u>Payment Details</u>	<u>Amount</u>	<u>Discount</u>	<u>Retention</u>	<u>PPS</u>			
\$APINVCE		00003534	SWEEPING SERVICES-VARIOUS CPS	3,519.35	70.39					
					70.39					
157702	4/08/2016	JACKSON MCDONALD LAWYERS								2,877.39
		<u>Invoice Number</u>	<u>Payment Details</u>	<u>Amount</u>	<u>Discount</u>	<u>Retention</u>	<u>PPS</u>			
\$APINVCE		444223	GENERAL ADVICE	2,877.39						
157703	4/08/2016	GLEN SMETHERHAM								874.00
		<u>Invoice Number</u>	<u>Payment Details</u>	<u>Amount</u>	<u>Discount</u>	<u>Retention</u>	<u>PPS</u>			
\$APINVCE		510	PODIATRY CONSULTATION JULY2016	874.00						
157704	4/08/2016	P & L O'CALLAGHAN & SONS PAINTING CONTRA								2,597.82
		<u>Invoice Number</u>	<u>Payment Details</u>	<u>Amount</u>	<u>Discount</u>	<u>Retention</u>	<u>PPS</u>			
\$APINVCE		0036	PAINTING MAINT-JAMES & LAKE ST	2,664.43	66.61					
					66.61					
157705	4/08/2016	ST JOHN AMBULANCE AUSTRALIA								199.00
		<u>Invoice Number</u>	<u>Payment Details</u>	<u>Amount</u>	<u>Discount</u>	<u>Retention</u>	<u>PPS</u>			
\$APINVCE		FA00709812	FIRST AID COURSE-J MCMAHON 31/3	199.00						
157706	4/08/2016	FUJI XEROX BUSINESSFORCE PTY LTD								2,697.13
		<u>Invoice Number</u>	<u>Payment Details</u>	<u>Amount</u>	<u>Discount</u>	<u>Retention</u>	<u>PPS</u>			
\$APINVCE		662069548	PARKING FINES-REMINDER NOTICES	864.23						
\$APINVCE		662069645	POSTAGE PARKING FINES FINAL NOTICES	360.52						
\$APINVCE		662069549	PARKING FINES -FINAL NOTICES	544.55						
\$APINVCE		662069644	POSTAGE PARKING FINES REMINDER NOTICES	927.83						



Payment Details by Invoice

MUNICIPAL FUND

From Period 2 To Period 2 From Date 1/08/2016 To Date 31/08/2016

Cheque/EFT
Number

Payment Date Payee

Payment Amount

157707	4/08/2016	RANDSTAD PTY LTD							5,275.57
		<i>Invoice Number</i>	<i>Payment Details</i>	<i>Amount</i>	<i>Discount</i>	<i>Retention</i>	<i>PPS</i>		
\$APINVCE		RA2273418	M LOKE W/E 24/7/16	1,811.00					
\$APINVCE		RA2262814	SIMON GREENE W/E 10/7/16	1,512.78					
\$APINVCE		RA2269333	S GRENE W/E 17/7/16	1,388.77					
\$APINVCE		RA2266418	M KIRK W/E 17/7/16	563.02					
157708	4/08/2016	SAI GLOBAL							691.54
		<i>Invoice Number</i>	<i>Payment Details</i>	<i>Amount</i>	<i>Discount</i>	<i>Retention</i>	<i>PPS</i>		
\$APINVCE		11S-557839	INT'L STANDARDS ISO	203.78					
\$APINVCE		11S-600241	LICENCE RENEWAL SA MATERIAL	487.76					
157709	4/08/2016	SEKURE PTY LTD							696.25
		<i>Invoice Number</i>	<i>Payment Details</i>	<i>Amount</i>	<i>Discount</i>	<i>Retention</i>	<i>PPS</i>		
\$APINVCE		7909	COP LIBRARY CARD PRINTING	77.50					
\$APINVCE		7995	CITY OF PERTH PROXIMITY CARD	618.75					
157710	4/08/2016	TOWN OF VICTORIA PARK							17,693.81
		<i>Invoice Number</i>	<i>Payment Details</i>	<i>Amount</i>	<i>Discount</i>	<i>Retention</i>	<i>PPS</i>		
\$APINVCE		010816	PARKING FEE COLLECTION-21/7-27/7/16+2%IN	17,693.81					
157711	4/08/2016	ZIPFORM PTY LTD							21,595.19
		<i>Invoice Number</i>	<i>Payment Details</i>	<i>Amount</i>	<i>Discount</i>	<i>Retention</i>	<i>PPS</i>		
\$APINVCE		166575	RATES NOTICES 16/17-COMPILATION/PRINT/MA	22,835.89	1,240.70				
					1,240.70				
157712	4/08/2016	YVONNE HANNAM							87.05
		<i>Invoice Number</i>	<i>Payment Details</i>	<i>Amount</i>	<i>Discount</i>	<i>Retention</i>	<i>PPS</i>		
\$APINVCE		A1181437	RFD CREDIT-TERMINATION OF LEASE	87.05					
157713	4/08/2016	THE WELD CLUB							147.00
		<i>Invoice Number</i>	<i>Payment Details</i>	<i>Amount</i>	<i>Discount</i>	<i>Retention</i>	<i>PPS</i>		
\$APINVCE		020816	RFD-OVERPAYMENT OF APPLICATION	147.00					



Payment Details by Invoice

MUNICIPAL FUND

From Period 2 To Period 2 From Date 1/08/2016 To Date 31/08/2016

Cheque/EFT
Number

Payment Date Payee

Payment Amount

157714	4/08/2016	DEPARTMENT OF TREASURY							15.00
		<i>Invoice Number</i>	<i>Payment Details</i>	<i>Amount</i>	<i>Discount</i>	<i>Retention</i>	<i>PPS</i>		
\$APINVCE		270716	RFD ACCESS CARD DEPOSIT-3650-CULTURAL CN	15.00					
157715	4/08/2016	INTEGRITY EXECUTIVE PTY LTD							15.00
		<i>Invoice Number</i>	<i>Payment Details</i>	<i>Amount</i>	<i>Discount</i>	<i>Retention</i>	<i>PPS</i>		
\$APINVCE		290716	RFD ACCESS CARD DEPOSIT-7904 HIS MAJ CP	15.00					
157716	4/08/2016	AIRLITE CLEANING PTY LTD							15.00
		<i>Invoice Number</i>	<i>Payment Details</i>	<i>Amount</i>	<i>Discount</i>	<i>Retention</i>	<i>PPS</i>		
\$APINVCE		280716	RFD DEPOSIT PARKING CARD	15.00					
157717	4/08/2016	MARK NEWMAN							165.86
		<i>Invoice Number</i>	<i>Payment Details</i>	<i>Amount</i>	<i>Discount</i>	<i>Retention</i>	<i>PPS</i>		
\$APINVCE		280716	RFD PARKING CARD BALANCE LESS 5%	165.86					
157718	4/08/2016	GUY TOMLINSON							215.00
		<i>Invoice Number</i>	<i>Payment Details</i>	<i>Amount</i>	<i>Discount</i>	<i>Retention</i>	<i>PPS</i>		
\$APINVCE		290716	RFD DEP CARD & PARKING FUNDS LESS 5%	215.00					
157719	4/08/2016	CONSOLIDATED SYSTEMS 2012 PTY LTD							2.48
		<i>Invoice Number</i>	<i>Payment Details</i>	<i>Amount</i>	<i>Discount</i>	<i>Retention</i>	<i>PPS</i>		
\$APINVCE		280716	RFD BALANCE ON PARKING CARD LESS 5%	2.48					
157720	4/08/2016	STEPHEN KUM							3.00
		<i>Invoice Number</i>	<i>Payment Details</i>	<i>Amount</i>	<i>Discount</i>	<i>Retention</i>	<i>PPS</i>		
\$APINVCE		290716	COINS INSERTED NO TICKET PRINTED	3.00					
157721	4/08/2016	MATTHEW J BOUSFIELD							15.00
		<i>Invoice Number</i>	<i>Payment Details</i>	<i>Amount</i>	<i>Discount</i>	<i>Retention</i>	<i>PPS</i>		
\$APINVCE		260716	RFD ACCESS CARD DEPOSIT-4740-HI MAJ CP	15.00					
157722	4/08/2016	NET ORIGIN							100.00
		<i>Invoice Number</i>	<i>Payment Details</i>	<i>Amount</i>	<i>Discount</i>	<i>Retention</i>	<i>PPS</i>		
\$APINVCE		020816	RFD REMOTE DEP-45025-ABERDEEN GARAGE	100.00					



MUNICIPAL FUND

To Date 31/08/2016

Payment AmountPage Number

Payment Details by Invoice

MUNICIPAL FUND

From Period 2 To Period 2 From Date 1/08/2016 To Date 31/08/2016

Cheque/EFT
Number

Payment Date Payee

Payment Amount

157732	4/08/2016	REBECCA MOORE								300.30
		<u>Invoice Number</u>	<u>Payment Details</u>	<u>Amount</u>	<u>Discount</u>	<u>Retention</u>	<u>PPS</u>			
\$APINVCE		260716	RFD-CATERING COST OFFSITE MNGMNT W/SHOP	300.30						
157733	4/08/2016	AUST BUREAU OF STATISTICS OFFICIAL DEPT								138.00
		<u>Invoice Number</u>	<u>Payment Details</u>	<u>Amount</u>	<u>Discount</u>	<u>Retention</u>	<u>PPS</u>			
\$APINVCE		250716	RFD BKNG 21783-BAYS INVOICED INCORRECTLY	138.00						
157734	4/08/2016	COMET PIZZA								80.30
		<u>Invoice Number</u>	<u>Payment Details</u>	<u>Amount</u>	<u>Discount</u>	<u>Retention</u>	<u>PPS</u>			
\$APINVCE		010816	RFD-APPLICATION NOT IN COP JURISDICTION	80.30						
157735	11/08/2016	ROC CANDY HEAD OFFICE								1,900.00
		<u>Invoice Number</u>	<u>Payment Details</u>	<u>Amount</u>	<u>Discount</u>	<u>Retention</u>	<u>PPS</u>			
\$APINVCE		000612	PERSONALISED CANDY-I(HEART) PERTH	1,900.00						
157736	11/08/2016	TOP CUT TOTAL MEAT SOLUTIONS								349.09
		<u>Invoice Number</u>	<u>Payment Details</u>	<u>Amount</u>	<u>Discount</u>	<u>Retention</u>	<u>PPS</u>			
\$APINVCE		00174828	MEAT FOR CHILDCARE CTR	349.09						
157737	11/08/2016	CTI5 PTY LTD								14,259.14
		<u>Invoice Number</u>	<u>Payment Details</u>	<u>Amount</u>	<u>Discount</u>	<u>Retention</u>	<u>PPS</u>			
\$APINVCE		01066373	COIN BOXES COLLECTION 25/7-7/8/16	632.61	31.63					
\$APINVCE		01066281	END OF MONTH AUDIT JUNE2016	1,686.70	33.73					
\$APINVCE		01066372	COIN COLLECTION 25/7-7/8/16	12,250.19	245.00					
				310.36						
157738	11/08/2016	AIM								5,596.99
		<u>Invoice Number</u>	<u>Payment Details</u>	<u>Amount</u>	<u>Discount</u>	<u>Retention</u>	<u>PPS</u>			
\$APINVCE		718374	EEO WORKPLACE HARASSMENT & BULLYING	2,029.50						
\$APINVCE		718373	EEO WORKPLACE HARASSMENT	1,917.49						
\$APINVCE		718475	EEO WORKPLACE HARASSMENT&BULLYING 29/6/1	1,650.00						



MUNICIPAL FUND



To Date 31/08/2016

Payment Amount

Report Name [Warrant 2.rpt]	Print Date	Page Number
MCHOPR	5/09/20	26

Payment Details by Invoice

MUNICIPAL FUND

From Period 2 To Period 2 From Date 1/08/2016 To Date 31/08/2016

Cheque/EFT
Number

Payment Date Payee

Payment Amount

157746	11/08/2016	ACCESS BRICKPAVING CO								39,045.02
		<i>Invoice Number</i>	<i>Payment Details</i>	<i>Amount</i>	<i>Discount</i>	<i>Retention</i>	<i>PPS</i>			
\$APINVOICE		00003662	UPLIFT & REPLAY PAVING-THE ESPLANADE	14,827.60	296.55					
\$APINVOICE		00003661	UPLIFT AND REPLAY PAVING-KINGS PK RD	19,238.38	384.77					
\$APINVOICE		00003663	UPLIFT & RELAY PAVING-KENSIGHTNTON ST	3,620.69	72.41					
\$APINVOICE		00003664	UPLIFT AND RELAY DAMAGED PAVING	2,155.18	43.10					
					796.83					
157747	11/08/2016	ALFRED BOCK T/AS AGB CONSULTING								4,125.00
		<i>Invoice Number</i>	<i>Payment Details</i>	<i>Amount</i>	<i>Discount</i>	<i>Retention</i>	<i>PPS</i>			
\$APINVOICE		262	OMBUDSMAN SERVICE 1/7-31/7/16	4,125.00						
157748	11/08/2016	JIM ADAMOS								641.00
		<i>Invoice Number</i>	<i>Payment Details</i>	<i>Amount</i>	<i>Discount</i>	<i>Retention</i>	<i>PPS</i>			
\$APINVOICE		270716	REIMB OF EXPENSES FOR JULY2016	641.00						
157749	11/08/2016	ALANA HALL								2,170.00
		<i>Invoice Number</i>	<i>Payment Details</i>	<i>Amount</i>	<i>Discount</i>	<i>Retention</i>	<i>PPS</i>			
\$APINVOICE		17	PODIATRY SESSIONS MARCH-JUNE2016	2,170.00						
157750	11/08/2016	CARLS MILK SUPPLY								269.86
		<i>Invoice Number</i>	<i>Payment Details</i>	<i>Amount</i>	<i>Discount</i>	<i>Retention</i>	<i>PPS</i>			
\$APINVOICE		154500	MILK FOR ROD EVANS CTR	149.84						
\$APINVOICE		153251	SUPPLY OF MILK-ROD EVANS CNTR	120.02						
157751	11/08/2016	FRESH AS PRODUCE								2,048.96
		<i>Invoice Number</i>	<i>Payment Details</i>	<i>Amount</i>	<i>Discount</i>	<i>Retention</i>	<i>PPS</i>			
\$APINVOICE		18340	FRUIT & VEGS FOR ROD EVANS CTR	385.37						
\$APINVOICE		18418	FRUIT & VEGS FOR ROD EVANS CTR	465.48						
\$APINVOICE		18279	FRUIT & VEGS FOR ROD EVANS CTR	579.21						
\$APINVOICE		18216	FRUIT & VEGS FOR ROD EVANS CTR	442.90						
\$APINVOICE		18393	FRUIT & VEGS FOR ROD EVANS CTR	176.00						
157752	11/08/2016	JEREMY CLAPHAM								75.00
		<i>Invoice Number</i>	<i>Payment Details</i>	<i>Amount</i>	<i>Discount</i>	<i>Retention</i>	<i>PPS</i>			
\$APINVOICE		010816	VEHICLE ELECTRICITY CHARGING AT HOME	75.00						



Payment Details by Invoice

MUNICIPAL FUND

From Period 2 To Period 2 From Date 1/08/2016 To Date 31/08/2016

Cheque/EFT

Cheque/EFT Number	Payment Date	Payee	Invoice Number	Payment Details	Amount	Discount	Retention	PPS	Payment Amount
157753	11/08/2016	HONG KONG AUSTRALIA BUSINESS ASSOC LTD			138.00				138.00
\$APINVOICE			915	EVENT TICKET-B/NESS AWARD-DANIEL HIGH					
157754	11/08/2016	ASHDOWN-INGRAM A DIV OF EXEGO PTY LTD			246.40				246.40
\$APINVOICE			7160866930	SUPPLY-LED STROBE 12-80V X 2					
157755	11/08/2016	EXPRESS SALARY PACKAGING PTY LTD			1,268.36				1,268.36
\$APINVOICE			160726	MOTOR VEHICLE LEASE RENTAL					
157756	11/08/2016	LAUREN KRONEMYER			560.00				560.00
\$APINVOICE			2016018	INVIGILATOR 16&17 JULY 2016					
157757	11/08/2016	LOTE LIBRARIES DIRECT PTY LTD			4,946.04				4,946.04
\$APINVOICE			L5386	SUBSCRIPTIONS AUG16-JUL17					
157758	11/08/2016	SULO MGB AUSTRALIA			23,726.23				23,726.23
\$APINVOICE			41527-2805	BIN 120L & 240L STANDARD					
157759	11/08/2016	AUSTRALIAN UTILITY SERVICES			115.74				115.74
\$APINVOICE			312	CLEARED BLOCKED TOILET-ROE ST CP					
157760	11/08/2016	KEITH YONG			14.22				14.22
\$APINVOICE			260716	REIMB OF MILEAGE EXPENSE-JULY2016					
157761	11/08/2016	AUSTRALIAN SUPER			308,479.32				308,479.32
\$APINVOICE			05260-0508	PAYROLL DEDUCTION P/E 5/8/16					
\$APINVOICE			05260-2207	PAYROLL DEDUCTIONS FOR P/E 22/07-AMENDED					



Payment Details by Invoice

MUNICIPAL FUND

From Period 2 To Period 2 From Date 1/08/2016 To Date 31/08/2016

Cheque/EFT
Number

Payment Date Payee

157762 11/08/2016 ELECTRICITY GENERATION AND RETAIL CORPORATION Payment Amount 44,858.85

Invoice Number	Payment Details	Amount	Discount	Retention	PPS
\$APINVCE	CHARGES-1249 HAY ST 28/5-29/7	848.55			
\$APINVCE	ELECTRICITY-302RIVERSIDE DR-21/6-19/7/16	194.30			
\$APINVCE	ELECTRICITY-1 VICTORIA AVE-1/7-4/8/16	1,686.65			
\$APINVCE	CHARGES-SUTHERLAND ST 28/05-28/07	28.45			
\$APINVCE	CHARGES-COLIN PL 31/05-29/07	28.15			
\$APINVCE	CHARGES-LOT 10 ARTHUR 28/5-28/7	37.10			
\$APINVCE	CHARGES-LOT 200 MOUNT ST 25/6-25/7	59.80			
\$APINVCE	CHARGES-LOT 0 MOUNT ST 27/5-28/7	67.05			
\$APINVCE	AUTOMATIC PUBLIC TOILET-28/6-27/7/16	231.40			
\$APINVCE	ELECTRICITY-567ADELAIDE TCE-1/7-4/8/16	1,391.10			
\$APINVCE	ELECTRICITY-420WELLINGTON ST-6/7-2/8/16	3,069.00			
\$APINVCE	LOT 1720 U A KINGS PARK RD 28/5-29/7	45.00			
\$APINVCE	ELECTRICITY-L822 PARLIAMENT PL-27/5-29/7	29.05			
\$APINVCE	ELECTRICITY-LOT1119UWA MURRAY ST-1/7-4/8	8,444.00			
\$APINVCE	CHARGES-KINGS PARK RD 28/05-29/07	28.60			
\$APINVCE	CHARGES-HAY ST 28/05-29/07	30.40			
\$APINVCE	ILLUMINATED STREET SIGN CHRGS-28/6-27/7	245.20			
\$APINVCE	ELECTRICITY-LOT 792HAY ST-1/7-4/8/16	4,752.90			
\$APINVCE	ELECTRICITY-UA 160HAY ST-6/7-2/8/16	1,295.35			
\$APINVCE	ELECTRICITY-420WELLINGTON ST-6/7-2/8/16	352.95			
\$APINVCE	CHARGES-LOT 650 MOUNTS BAY RD 27/5-28/7	30.40			
\$APINVCE	ELECTRICITY-COOLGARDIE ST-27/5-29/7/16	67.55			
\$APINVCE	IRRIGATION CONTROL CHARGES 28/6-27/7	217.05			
\$APINVCE	ELECTRICITY-2 BARRACK ST-1/7-4/8/16	1,304.20			
\$APINVCE	ELECTRICITY-WELLINGTON ST-30/6-27/7/16	12.90			
\$APINVCE	ELECTRICITY-901 MOUNTS BAY RD-28/6-25/7/	54.20			
\$APINVCE	CHARGES-4 ROYAL ST 06/07-25/07	299.30			
\$APINVCE	CHARGES-16 MOUNT ST 25/6-25/7	179.10			
\$APINVCE	SECURITY CAMERA CHARGES-28/6-27/7/16	1,180.15			
\$APINVCE	ELECTRICITY-2PLAIN ST-6/7-2/8/16	1,504.00			
\$APINVCE	ELECTRICITY-102U C5 ELDER ST-1/7-4/8/16	8,136.35			
\$APINVCE	ELECTRICITY-LOT 18 PIER ST-1/7-4/8/16	8,943.55			
\$APINVCE	CHARGES-1333 HAY ST 28/5-28/7	65.10			



CITY of PERTH

Payment Details by Invoice

MUNICIPAL FUND

From Period 2 To Period 2 From Date 1/08/2016 To Date 31/08/2016

Cheque/EFT
Number

Payment Date Payee

Payment Amount

157763	11/08/2016	AUDINO GROWERS								291.07
		<u>Invoice Number</u>	<u>Payment Details</u>	<u>Amount</u>	<u>Discount</u>	<u>Retention</u>	<u>PPS</u>			
\$APINVCE		81	SUPPLY OF GROCERIES-CHILDCARE CNTR	122.07						
\$APINVCE		84	FRUIT & VEGS FOR CHILDCARE CTR	169.00						
157764	11/08/2016	SECURE CASH								145.20
		<u>Invoice Number</u>	<u>Payment Details</u>	<u>Amount</u>	<u>Discount</u>	<u>Retention</u>	<u>PPS</u>			
\$APINVCE		5-0616	BANKING COURIER SERVICES JUNE2016	145.20						
157765	11/08/2016	JESSICA WYLD PHOTOGRAPHY								1,177.00
		<u>Invoice Number</u>	<u>Payment Details</u>	<u>Amount</u>	<u>Discount</u>	<u>Retention</u>	<u>PPS</u>			
\$APINVCE		CIT-004	WILD LIFE SHOW PHOTOGRAPHY	1,177.00						
157766	11/08/2016	AUSTRALIA POST(604917)								51.65
		<u>Invoice Number</u>	<u>Payment Details</u>	<u>Amount</u>	<u>Discount</u>	<u>Retention</u>	<u>PPS</u>			
\$APINVCE		1005529049	REPLY PAID LETTERS	51.65						
157767	11/08/2016	AUSTRALIA POST								765.61
		<u>Invoice Number</u>	<u>Payment Details</u>	<u>Amount</u>	<u>Discount</u>	<u>Retention</u>	<u>PPS</u>			
\$APINVCE		1005510833	COUNTER TRANSACTION FEE JULY2016	765.61						
157768	11/08/2016	AUSTRALIA POST(677495)								9,794.93
		<u>Invoice Number</u>	<u>Payment Details</u>	<u>Amount</u>	<u>Discount</u>	<u>Retention</u>	<u>PPS</u>			
\$APINVCE		677495	POSTAGE CHARGES P/E 31/07/2016	9,794.93						
157769	11/08/2016	KUDOS CREATIVE								3,553.00
		<u>Invoice Number</u>	<u>Payment Details</u>	<u>Amount</u>	<u>Discount</u>	<u>Retention</u>	<u>PPS</u>			
\$APINVCE		1451	BANNERS & HOMEPAGE SLIDER	693.00						
\$APINVCE		1450	CONCEPT DEVELOPMENT & ILLUSTRATION	2,860.00						
157770	11/08/2016	ICONIC PROPERTY SERVICES								2,695.00
		<u>Invoice Number</u>	<u>Payment Details</u>	<u>Amount</u>	<u>Discount</u>	<u>Retention</u>	<u>PPS</u>			
\$APINVCE		00000670	HIGH PRESSURE CLEANING-PERTHCITY LIBRARY	2,695.00						
157771	11/08/2016	7TH HEAVEN ENTERPRISES								200.00
		<u>Invoice Number</u>	<u>Payment Details</u>	<u>Amount</u>	<u>Discount</u>	<u>Retention</u>	<u>PPS</u>			
\$APINVCE		84	1 HOUR PERFORMANCE	200.00						



Payment Details by Invoice

MUNICIPAL FUND

From Period 2 To Period 2 From Date 1/08/2016 To Date 31/08/2016

Cheque/EFT
Number

Payment Date Payee

Payment Amount

157772	11/08/2016	THREAT PROTECT SECURITY SERVICES PTY LTD								25,238.69
		<i>Invoice Number</i>	<i>Payment Details</i>	<i>Amount</i>	<i>Discount</i>	<i>Retention</i>	<i>PPS</i>			
\$APINVCE		00000277	SECURITY-WINTER ARTS BAR	771.38	15.43					
\$APINVCE		00000256	SECURITY-JULY SCHOOL HOLIDAYS	23,591.57	471.83					
\$APINVCE		00000278	SECURITY-WINTER SUPPER CLUB-29/7/16	736.32	14.73					
\$APINVCE		00000291	SECURITY-WINTER ARTS BAR-CONCERT HALL	654.50	13.09					
					515.08					
157773	11/08/2016	PERTH PARTY HIRE								1,080.00
		<i>Invoice Number</i>	<i>Payment Details</i>	<i>Amount</i>	<i>Discount</i>	<i>Retention</i>	<i>PPS</i>			
\$APINVCE		CO160627	TRESTLE 1.8 MELAMINE TOP	1,080.00						
157774	11/08/2016	JULIE ELIZABETH MEEK								88.00
		<i>Invoice Number</i>	<i>Payment Details</i>	<i>Amount</i>	<i>Discount</i>	<i>Retention</i>	<i>PPS</i>			
\$APINVCE		1172	PRESENTATION-STAY SHARP PROGRAM 2-20/7/1	88.00						
157775	11/08/2016	AUSTRALIAN SERVICES UNION								892.70
		<i>Invoice Number</i>	<i>Payment Details</i>	<i>Amount</i>	<i>Discount</i>	<i>Retention</i>	<i>PPS</i>			
\$APINVCE		07080-0508	PAYROLL DEDUCTION P/E 5/8/16	892.70						
157776	11/08/2016	AUSTRALIA POST								2,091.72
		<i>Invoice Number</i>	<i>Payment Details</i>	<i>Amount</i>	<i>Discount</i>	<i>Retention</i>	<i>PPS</i>			
\$APINVCE		1005510812	COUNTER TRANSACTION FEE-INFRINGEMENT	2,091.72						
157777	11/08/2016	E DESIGN SOLUTIONS PTY LTD T/AS LUXTREE								1,718.00
		<i>Invoice Number</i>	<i>Payment Details</i>	<i>Amount</i>	<i>Discount</i>	<i>Retention</i>	<i>PPS</i>			
\$APINVCE		31	2M LED BLOSSOM TREE	1,694.00						
\$APINVCE		33	AMENDED INV RECEIVED - GST VARIANCE	24.00						
157778	11/08/2016	INTEGRITY SAMPLING (WA)								1,375.00
		<i>Invoice Number</i>	<i>Payment Details</i>	<i>Amount</i>	<i>Discount</i>	<i>Retention</i>	<i>PPS</i>			
\$APINVCE		IV00939	PRESENTATION-AOD ED AWARENESS	1,375.00						
157779	11/08/2016	LIGNA CONSTRUCTION								43,160.80
		<i>Invoice Number</i>	<i>Payment Details</i>	<i>Amount</i>	<i>Discount</i>	<i>Retention</i>	<i>PPS</i>			
\$APINVCE		000116	MEDIAN ISLAND LANDSCAPE UPGRADE	43,160.80						



Payment Details by Invoice

MUNICIPAL FUND

From Period 2 To Period 2 From Date 1/08/2016 To Date 31/08/2016

Cheque/EFT
Number

Payment Date Payee

Payment Amount

157780	11/08/2016	MACROPOD INVESTMENTS PTY LTD										250.00
			<u>Invoice Number</u>	<u>Payment Details</u>	<u>Amount</u>	<u>Discount</u>	<u>Retention</u>	<u>PPS</u>				
\$APINVOICE			028	SUPPLYING ANIMALS-OPENING OF WILD LIFE S	250.00							
157781	11/08/2016	GEL GOV GROUP PTY LTD T/AS WIZARD PERSONNEL &										3,048.64
			<u>Invoice Number</u>	<u>Payment Details</u>	<u>Amount</u>	<u>Discount</u>	<u>Retention</u>	<u>PPS</u>				
\$APINVOICE			GG104778	E RUTHERFORD W/E 31/7/16	1,495.63							
\$APINVOICE			GG104777	F EDGERTON W/E 31/7/16	1,553.01							
157782	11/08/2016	D & S LAIDLAW PTY LTD										180.00
			<u>Invoice Number</u>	<u>Payment Details</u>	<u>Amount</u>	<u>Discount</u>	<u>Retention</u>	<u>PPS</u>				
\$APINVOICE			2111539	FITNESS CLASSES 6-13 MAY & 10 JUNE	180.00							
157783	11/08/2016	WA FRENCH FESTIVAL INC										5,000.00
			<u>Invoice Number</u>	<u>Payment Details</u>	<u>Amount</u>	<u>Discount</u>	<u>Retention</u>	<u>PPS</u>				
\$APINVOICE			362016	SPONSORSHIP ROUND 1-FRENCH FESTIVAL 2016	5,000.00							
157784	11/08/2016	CABCHARGE AUSTRALIA PTY LTD										1,255.93
			<u>Invoice Number</u>	<u>Payment Details</u>	<u>Amount</u>	<u>Discount</u>	<u>Retention</u>	<u>PPS</u>				
\$APINVOICE			01039951	TAXI FARE - 20/6-17/7/16	466.15							
\$APINVOICE			25062179	TAXI FARE-20/6-17/7/16	631.43							
\$APINVOICE			73513P1607	TAXI SERVICES - EDU	158.35							
157785	11/08/2016	CALTEX AUSTRALIA PETROLEUM PTY LTD										14,815.72
			<u>Invoice Number</u>	<u>Payment Details</u>	<u>Amount</u>	<u>Discount</u>	<u>Retention</u>	<u>PPS</u>				
\$APINVOICE			0301475224	UNLEADED PETROL	14,815.72							
157786	11/08/2016	CEDA										640.00
			<u>Invoice Number</u>	<u>Payment Details</u>	<u>Amount</u>	<u>Discount</u>	<u>Retention</u>	<u>PPS</u>				
\$APINVOICE			901-218550	REGO SECURING SKILLS-D HIGH&J FISH	280.00							
\$APINVOICE			823-218581	SHAPING FUTURE WA CITIES-J ADAMOS,K YONG	360.00							
157787	11/08/2016	CENTRAL CITY MEDICAL CENTRE										73.65
			<u>Invoice Number</u>	<u>Payment Details</u>	<u>Amount</u>	<u>Discount</u>	<u>Retention</u>	<u>PPS</u>				
\$APINVOICE			0688603	SHANNON VERBAKEL (INV 0688603)	73.65							



Payment Details by Invoice

MUNICIPAL FUND

From Period 2 To Period 2 From Date 1/08/2016 To Date 31/08/2016

Cheque/EFT
Number

Payment Date Payee

Payment Amount

157788	11/08/2016	C.F.M.E.U										450.00
	\$APINVC		<u>Invoice Number</u>	<u>Payment Details</u>		<u>Amount</u>	<u>Discount</u>	<u>Retention</u>	<u>PPS</u>			
			17280-0508	PAYROLL DEDUCTION P/E 5/8/16		450.00						
157789	11/08/2016	CHILD SUPPORT AGENCY										3,183.84
	\$APINVC		<u>Invoice Number</u>	<u>Payment Details</u>		<u>Amount</u>	<u>Discount</u>	<u>Retention</u>	<u>PPS</u>			
			18110-0508	PAYROLL DEDUCTION P/E 5/8/16		3,183.84						
157790	11/08/2016	CITY PODIATRY SURGERY										88.00
	\$APINVC		<u>Invoice Number</u>	<u>Payment Details</u>		<u>Amount</u>	<u>Discount</u>	<u>Retention</u>	<u>PPS</u>			
			CP168	PODIATRY REVIEWS 5/8/16		88.00						
157791	11/08/2016	CITY OF PERTH STAFF SOCIAL CLUB										1,032.00
	\$APINVC		<u>Invoice Number</u>	<u>Payment Details</u>		<u>Amount</u>	<u>Discount</u>	<u>Retention</u>	<u>PPS</u>			
			19410-0508	PAYROLL DEDUCTION P/E 5/8/16		1,032.00						
157792	11/08/2016	CLASSIC TREE SERVICES										6,663.11
	\$APINVC		<u>Invoice Number</u>	<u>Payment Details</u>		<u>Amount</u>	<u>Discount</u>	<u>Retention</u>	<u>PPS</u>			
			23293	EMERGENCY CALL OUT-VENTNOR STREET		1,831.50	36.63					
	\$APINVC		23270	2 X ARBORICULTURAL REPORTS		4,840.00	96.80					
	\$APINVC		23269	TREE PRUNNING-ST GEORGE TCE MEDIAN		127.59	2.55					
						135.98						
157793	11/08/2016	CLINIPATH PATHOLOGY PTY LTD										46.81
	\$APINVC		<u>Invoice Number</u>	<u>Payment Details</u>		<u>Amount</u>	<u>Discount</u>	<u>Retention</u>	<u>PPS</u>			
			42919	PATHOLOGY MEDICAL SERVICE		46.81						
157794	11/08/2016	DATABASE CONSULTANTS AUSTRALIA										59,733.30
	\$APINVC		<u>Invoice Number</u>	<u>Payment Details</u>		<u>Amount</u>	<u>Discount</u>	<u>Retention</u>	<u>PPS</u>			
			INV29828	PRINFORCE SOFTWARE 12 MONTHS SUBSCRIP		59,733.30						
157795	11/08/2016	DESIGN PLUMBING										347.22
	\$APINVC		<u>Invoice Number</u>	<u>Payment Details</u>		<u>Amount</u>	<u>Discount</u>	<u>Retention</u>	<u>PPS</u>			
			100614	WELLINGTON SQ-PLUMBING SERVICES		347.22						



MUNICIPAL FUND



To Date 31/08/2016

Cheque/EFT
Number

Number	Payment Date	Payee	Payment Amount			
157796	11/08/2016	DULUX AUSTRALIA LIMITED				63.11
	\$APINVCE	<u>Invoice Number</u> 04-0189501	<u>Payment Details</u> PAINT	<u>Amount</u> 63.11	<u>Discount</u>	<u>Retention</u> PPS
157797	11/08/2016	ETC				5,148.00
	\$APINVCE	<u>Invoice Number</u> 00020746	<u>Payment Details</u> CONDITION ASSESSMENT REPORTS-COP CPS	<u>Amount</u> 5,148.00	<u>Discount</u>	<u>Retention</u> PPS
157798	11/08/2016	GLOBETROTTER CORPORATE TRAVEL				464.85
	\$APINVCE	<u>Invoice Number</u> 552497	<u>Payment Details</u> ACCOMM-STAMFORD PLAZA C PERKS 4/7	<u>Amount</u> 464.85	<u>Discount</u>	<u>Retention</u> PPS
157799	11/08/2016	HAYS PERSONNEL SERVICES (AUST) PTY LTD				2,048.26
	\$APINVCE	<u>Invoice Number</u> 5923591	<u>Payment Details</u> G MELIA W/E 12/6/16	<u>Amount</u> 352.44	<u>Discount</u>	<u>Retention</u> PPS
	\$APINVCE	5919108	C LEWIS W/E 12/6/16	1,695.82		
157800	11/08/2016	HEALTH INSURANCE FUND OF WA				284.10
	\$APINVCE	<u>Invoice Number</u> 40430-0508	<u>Payment Details</u> PAYROLL DEDUCTION P/E 5/8/16	<u>Amount</u> 284.10	<u>Discount</u>	<u>Retention</u> PPS
157801	11/08/2016	HOSPITAL BENEFIT FUND OF WA				1,799.10
	\$APINVCE	<u>Invoice Number</u> 42210-0508	<u>Payment Details</u> PAYROLL DEDUCTION P/E 5/8/16	<u>Amount</u> 1,799.10	<u>Discount</u>	<u>Retention</u> PPS
157802	11/08/2016	INDUSTRIAL SCRUBBING SERVICES P/L				8,533.36
	\$APINVCE	<u>Invoice Number</u> 00003539	<u>Payment Details</u> SWEEP CPS W/E 6/8/16	<u>Amount</u> 4,178.71	<u>Discount</u> 83.57	<u>Retention</u> PPS
	\$APINVCE	00003537	SWEEP CPS W/E 30/7/16	4,528.80	90.58	
				174.15		
157803	11/08/2016	JACKSON MCDONALD LAWYERS				19,800.00
	\$APINVCE	<u>Invoice Number</u> 444529	<u>Payment Details</u> RESTRUCTURING ADVICE	<u>Amount</u> 19,800.00	<u>Discount</u>	<u>Retention</u> PPS

MUNICIPAL FUND



***Cheque/EFT
Number***

Payment Amount

Report Name [Warrant 2.rpt]

Print Date 5/09/20

Page Number

Payment Details by Invoice

MUNICIPAL FUND

From Period 2 To Period 2 From Date 1/08/2016 To Date 31/08/2016

Cheque/EFT

Number Payment Date Payee Payment Amount

157812	11/08/2016	PLANNING INSTITUTE OF AUSTRALIA				1,890.00
		<u>Invoice Number</u>	<u>Payment Details</u>	<u>Amount</u>	<u>Discount</u>	<u>Retention</u>
		66330	2016 WA CONFERENCE REG-J HANCOCK	630.00		PPS
		66328	2016 WA CONFERENCE REG-T JEANS	630.00		
		66342	2016 WA CONFERENCE REGISTRATION-M TRLIN	630.00		
157813	11/08/2016	P & L O'CALLAGHAN & SONS PAINTING CONTRA				13,443.98
		<u>Invoice Number</u>	<u>Payment Details</u>	<u>Amount</u>	<u>Discount</u>	<u>Retention</u>
		0037	PAINTING MAINT-CRAWLEY RESERVE	8,741.70	218.54	PPS
		0038	PAINTING MAINT-MURRAY ST MALL LIGHT POLE	5,047.00	126.18	
				344.72		
157814	11/08/2016	PSYCO SANDS				44,218.77
		<u>Invoice Number</u>	<u>Payment Details</u>	<u>Amount</u>	<u>Discount</u>	<u>Retention</u>
		694	MAINTENANCE UTE WEEK W/E 31/5/16	44,218.77		PPS
157815	11/08/2016	FUJI XEROX BUSINESSFORCE PTY LTD				566.13
		<u>Invoice Number</u>	<u>Payment Details</u>	<u>Amount</u>	<u>Discount</u>	<u>Retention</u>
		661069524	PRINTING PARKING FINES FINAL NOTICES	267.66		PPS
		661069523	PRINTING PARKING FINES-REMINDER NOTICES	298.47		
157816	11/08/2016	SANAX				285.56
		<u>Invoice Number</u>	<u>Payment Details</u>	<u>Amount</u>	<u>Discount</u>	<u>Retention</u>
		INV119977	ESSENTIALS BARRIER CREAM	285.56		PPS
157817	11/08/2016	RANDSTAD PTY LTD				4,583.96
		<u>Invoice Number</u>	<u>Payment Details</u>	<u>Amount</u>	<u>Discount</u>	<u>Retention</u>
		RA2270277	LABOUR HIRE-M ANSELL-W/E 17/07	331.65		PPS
		RA2281359	M KIRK W/E 31/7/16	784.74		
		RA2258583	LABOUR HIRE-M ANSELL-W/E 03/07	1,295.92		
		RA2276517	LABOUR HIRE-S GREENE-W/E 24/7	1,388.77		
		RA2273665	LABOUR HIRE-M KIRK-W/E 24/07	451.23		
		RA2270030	LABOUR HIRE-M ANSELL-W/E 17/07	331.65		



MUNICIPAL FUND



~~TRIM 159211/16 MN 381/16 PAYMENTS FROM MUNICIPAL AND TRUST FUNDS – AUGUST 2016~~

From Period 2		To Period 2		From Date	1/08/2016	To Date	31/08/2016	CITY of PERTH	
Cheque/EFT Number	Payment Date	Payee	Invoice Number	Payment Details	Amount	Discount	Retention	PPS	Payment Amount
157818	11/08/2016	DEPARTMENT PREMIER & CABINET - STATE LAW	159131	GOVERNMENT GAZETTE ADV 15/07	222.64			PPS	222.64
157819	11/08/2016	STATEWIDE CLEANING SUPPLIES							192.56
			Invoice Number	Payment Details	Amount	Discount	Retention	PPS	
			B293365	JUMBO COMPACT	192.56			PPS	
157820	11/08/2016	TECHNOLOGY ONE LTD							1,078.00
			Invoice Number	Payment Details	Amount	Discount	Retention	PPS	
			147680	INVENTORY TRAINING	1,078.00			PPS	
157821	11/08/2016	AMCHAM							179.00
			Invoice Number	Payment Details	Amount	Discount	Retention	PPS	
			154313	REGO-LUNCH THE HON D NALDER MLA-D HIGH	179.00			PPS	
157822	11/08/2016	TOWN OF VICTORIA PARK							23,696.52
			Invoice Number	Payment Details	Amount	Discount	Retention	PPS	
			080816	PARKING FEE COLLECTION 28/7-3/8/16	23,696.52			PPS	
157823	11/08/2016	WA LOCAL GOVT SUPER PLAN P/L							132,058.38
			Invoice Number	Payment Details	Amount	Discount	Retention	PPS	
			92195-2207	PAYROLL DEDUCTIONS FOR P/E 22/07-AMENDED	65,993.06			PPS	
			92195-0508	PAYROLL DEDUCTION P/E 5/8/16	66,065.32			PPS	
157824	11/08/2016	POH SUAN BAN							165.00
			Invoice Number	Payment Details	Amount	Discount	Retention	PPS	
			010816	REIMB OF SHOES-P BAN	165.00			PPS	
157825	11/08/2016	DAVID BRAIMBRIDGE							165.00
			Invoice Number	Payment Details	Amount	Discount	Retention	PPS	
			01082016	REIMB OF SHOES-D BRAIMBRIDGE	165.00			PPS	
157826	11/08/2016	SANDEEP SALWAN							165.00
			Invoice Number	Payment Details	Amount	Discount	Retention	PPS	
			0108016	REIMB OF SHOES-S SALWAN	165.00			PPS	
Report Name [Warrant 2.rpt]									Page Number
MCHOPR									5/09/20
									36

Payment Details by Invoice

MUNICIPAL FUND

From Period 2 To Period 2 From Date 1/08/2016 To Date 31/08/2016

Cheque/EFT
Number

Payment Date Payee

Payment Amount

157827	11/08/2016	SHAWNA DOYLE										2,431.70
		<u>Invoice Number</u>	<u>Payment Details</u>	<u>Amount</u>	<u>Discount</u>	<u>Retention</u>	<u>PPS</u>					
\$APINVCE		030816	STUDY ASSISTANCE- SEM1-2016-S DOYLE	2,431.70								
157828	11/08/2016	SHAPE AUSTRALIA PTY LTD										3,420.00
		<u>Invoice Number</u>	<u>Payment Details</u>	<u>Amount</u>	<u>Discount</u>	<u>Retention</u>	<u>PPS</u>					
\$APINVCE		050816	APPL DIDNOT MEET DEADLINE 2016/0432	3,420.00								
157829	11/08/2016	FREYA SYMONS										2,775.00
		<u>Invoice Number</u>	<u>Payment Details</u>	<u>Amount</u>	<u>Discount</u>	<u>Retention</u>	<u>PPS</u>					
\$APINVCE		080816	STUDY ASSISTANCE-F SYMONS	2,775.00								
157830	11/08/2016	WARRINGTON 45 FRANCIS ST PTY LTD										3,119.00
		<u>Invoice Number</u>	<u>Payment Details</u>	<u>Amount</u>	<u>Discount</u>	<u>Retention</u>	<u>PPS</u>					
\$APINVCE		080816	OVERPAYMENT OF APPLICATION-45FRANCIS ST	3,119.00								
157831	11/08/2016	WATCO WA RAIL PTY LTD										440.00
		<u>Invoice Number</u>	<u>Payment Details</u>	<u>Amount</u>	<u>Discount</u>	<u>Retention</u>	<u>PPS</u>					
\$APINVCE		030816	REFUND-PRO RATA PARKING NOT USED	440.00								
157832	11/08/2016	BENEDICT SINGARAJAH										1.52
		<u>Invoice Number</u>	<u>Payment Details</u>	<u>Amount</u>	<u>Discount</u>	<u>Retention</u>	<u>PPS</u>					
\$APINVCE		040816	REFUND-PARKING FEES QUEENS GDN CP	1.52								
157833	11/08/2016	RON CRITTALL										5.80
		<u>Invoice Number</u>	<u>Payment Details</u>	<u>Amount</u>	<u>Discount</u>	<u>Retention</u>	<u>PPS</u>					
\$APINVCE		040816	REIMB-DISABILITY PARKING AT COUNCIL HOUS	5.80								
157834	11/08/2016	SUSAN MULLIGAN										19.77
		<u>Invoice Number</u>	<u>Payment Details</u>	<u>Amount</u>	<u>Discount</u>	<u>Retention</u>	<u>PPS</u>					
\$APINVCE		050816	PARKING CARD DEPOSIT & CREDIT REFUND	19.77								
157835	11/08/2016	L MIAO AND J TANG										1,802.50
		<u>Invoice Number</u>	<u>Payment Details</u>	<u>Amount</u>	<u>Discount</u>	<u>Retention</u>	<u>PPS</u>					
\$APINVCE		A1151349	RATES REFUND-88/369HAY ST-WRONG AMOUNT	1,802.50								



MUNICIPAL FUND

To Date 31/08/2016

Payment Amount

157836	11/08/2016	NATHAN AHERN							
			<u>Invoice Number</u>	<u>Payment Details</u>	<u>Amount</u>	<u>Discount</u>	<u>Retention</u>	<u>PPS</u>	350.00
	\$APINVCE	090816		NIGHT SHIFT MID YEAR FUNCTION-N AHERN	350.00				
157837	11/08/2016	OSTAR INTERNATIONAL MEDIA GROUP							360.00
			<u>Invoice Number</u>	<u>Payment Details</u>	<u>Amount</u>	<u>Discount</u>	<u>Retention</u>	<u>PPS</u>	
	\$APINVCE	300616		BOND REFUND-HIRE PERTH TOWN HALL	360.00				
157838	18/08/2016	INSTANT WASTE MANAGEMENT							198.00
			<u>Invoice Number</u>	<u>Payment Details</u>	<u>Amount</u>	<u>Discount</u>	<u>Retention</u>	<u>PPS</u>	
	\$APINVCE	04166342		ROD EVANS - GREASE TRAP SERVICE	198.00				
157839	18/08/2016	TNT							13.43
			<u>Invoice Number</u>	<u>Payment Details</u>	<u>Amount</u>	<u>Discount</u>	<u>Retention</u>	<u>PPS</u>	
	\$APINVCE	48952290		COURIER CHARGES-TECH SVCS	13.43				
157840	18/08/2016	NAIDOC PERTH INC							30,000.00
			<u>Invoice Number</u>	<u>Payment Details</u>	<u>Amount</u>	<u>Discount</u>	<u>Retention</u>	<u>PPS</u>	
	\$APINVCE	31/2016OC		SPONSORSHIP ROUND 1 16/17	30,000.00				
157841	18/08/2016	AIR & POWER							3,425.32
			<u>Invoice Number</u>	<u>Payment Details</u>	<u>Amount</u>	<u>Discount</u>	<u>Retention</u>	<u>PPS</u>	
	\$APINVCE	55484		REPAIRS TO DEPOT AIR COMPRESSOR	3,425.32				
157842	18/08/2016	OFFICE MILK SUPPLIES							129.18
			<u>Invoice Number</u>	<u>Payment Details</u>	<u>Amount</u>	<u>Discount</u>	<u>Retention</u>	<u>PPS</u>	
	\$APINVCE	68064		SUPPLY OF MILK-GRND FL	67.68				
	\$APINVCE	69449		SUPPLY OF MILK-GRND FL	61.50				
157843	18/08/2016	ALINTA GAS							26.50
			<u>Invoice Number</u>	<u>Payment Details</u>	<u>Amount</u>	<u>Discount</u>	<u>Retention</u>	<u>PPS</u>	
	\$APINVCE	232004048		CHARGES-595 HAY ST 6/7-4/8	26.50				



Payment Details by Invoice

MUNICIPAL FUND

From Period 2 To Period 2 From Date 1/08/2016 To Date 31/08/2016

Cheque/EFT
Number

Payment Date Payee

Payment Amount

157844	18/08/2016	ACCESS BRICKPAVING CO								5,896.55
		<i>Invoice Number</i>	<i>Payment Details</i>	<i>Amount</i>	<i>Discount</i>	<i>Retention</i>	<i>PPS</i>			
\$APINVOICE		00003666	UNEVEN SURFACE REPAIR CP46	1,567.50	31.35					
\$APINVOICE		00003667	OLD BELVIDERE TREE SURROUND PAVING	4,449.39	88.99					
					120.34					
157845	18/08/2016	DEPARTMENT OF TRANSPORT								11,193.60
		<i>Invoice Number</i>	<i>Payment Details</i>	<i>Amount</i>	<i>Discount</i>	<i>Retention</i>	<i>PPS</i>			
\$APINVOICE		406515	VEHICLE SEARCH FEES	11,193.60						
157846	18/08/2016	PAN PACIFIC PERTH								418.00
		<i>Invoice Number</i>	<i>Payment Details</i>	<i>Amount</i>	<i>Discount</i>	<i>Retention</i>	<i>PPS</i>			
\$APINVOICE		865045	PROGRESSIVE DINNERR - 27/4/16	418.00						
157847	18/08/2016	BOS SURVEYING PTY LTD T/AS BOS CIVIL								76,890.18
		<i>Invoice Number</i>	<i>Payment Details</i>	<i>Amount</i>	<i>Discount</i>	<i>Retention</i>	<i>PPS</i>			
\$APINVOICE		00002252	BEAUFORT ST & JAMES ST P/E 31/07	76,890.18						
157848	18/08/2016	METROPOLITAN REDEVELOPMENT AUTHORITY								1,787.00
		<i>Invoice Number</i>	<i>Payment Details</i>	<i>Amount</i>	<i>Discount</i>	<i>Retention</i>	<i>PPS</i>			
\$APINVOICE		150816	REFUND-INV 238811 PAID TWICE	1,787.00						
157849	18/08/2016	KEYS BROS								2,228.36
		<i>Invoice Number</i>	<i>Payment Details</i>	<i>Amount</i>	<i>Discount</i>	<i>Retention</i>	<i>PPS</i>			
\$APINVOICE		690239	REMOVALISTS - LEVEL 6 - 11 JUNE 2016	2,228.36						
157850	18/08/2016	MFP SYSTEMS PTY LTD								127.91
		<i>Invoice Number</i>	<i>Payment Details</i>	<i>Amount</i>	<i>Discount</i>	<i>Retention</i>	<i>PPS</i>			
\$APINVOICE		1-313	SUPPLY-CABLE COVER KIT	127.91						
157851	18/08/2016	JAPANESE TRUCK & BUS SPARES PTY LTD								1,311.20
		<i>Invoice Number</i>	<i>Payment Details</i>	<i>Amount</i>	<i>Discount</i>	<i>Retention</i>	<i>PPS</i>			
\$APINVOICE		246628	SUPPLY BRAKE SHOES - RT159	1,311.20						
157852	18/08/2016	EXPRESS SALARY PACKAGING PTY LTD								1,268.36
		<i>Invoice Number</i>	<i>Payment Details</i>	<i>Amount</i>	<i>Discount</i>	<i>Retention</i>	<i>PPS</i>			
\$APINVOICE		16089	MOTOR VEHICLE LEASE RENTAL	1,268.36						

Report Name [Warrant 2.rpt]

MCHOPR

Print Date 5/09/20

Page Number 36



Payment Details by Invoice

MUNICIPAL FUND

From Period 2 To Period 2 From Date 1/08/2016 To Date 31/08/2016

Cheque/EFT
Number

Payment Date Payee

Payment Amount

157853	18/08/2016	BP AUSTRALIA PTY LTD							35,697.99
		<i>Invoice Number</i>	<i>Payment Details</i>	<i>Amount</i>	<i>Discount</i>	<i>Retention</i>	<i>PPS</i>		
\$APINVCE		5002646885	SUPPLY OF FUEL-DEPOT	13,862.20					
\$APINVCE		5002671001	SUPPLY OF FUEL-DEPOT	12,233.55					
\$APINVCE		5002626184	SUPPLY OF FUEL-DEPOT 01/07	9,602.24					
157854	18/08/2016	AMCOM PTY LTD							25,813.00
		<i>Invoice Number</i>	<i>Payment Details</i>	<i>Amount</i>	<i>Discount</i>	<i>Retention</i>	<i>PPS</i>		
\$APINVCE		504-030816	SEPTEMBER CHARGES	25,813.00					
157855	18/08/2016	SULO MGB AUSTRALIA							1,334.30
		<i>Invoice Number</i>	<i>Payment Details</i>	<i>Amount</i>	<i>Discount</i>	<i>Retention</i>	<i>PPS</i>		
\$APINVCE		41448-2805	WHEEL STD BLACK 200MM	229.35					
\$APINVCE		41366-2805	240L LJD YELLOW & AXLE 240L 544MM	1,104.95					
157856	18/08/2016	AUSTRALIAN UTILITY SERVICES							150.45
		<i>Invoice Number</i>	<i>Payment Details</i>	<i>Amount</i>	<i>Discount</i>	<i>Retention</i>	<i>PPS</i>		
\$APINVCE		307	REPAIRS LADIES TOILETS ROD EVANS CNTR	150.45					
157857	18/08/2016	ELECTRICITY GENERATION AND RETAIL CORPORATION							50,137.30
		<i>Invoice Number</i>	<i>Payment Details</i>	<i>Amount</i>	<i>Discount</i>	<i>Retention</i>	<i>PPS</i>		
\$APINVCE		615453790	CHARGES-ELECT-B2 683 HAY ST PERTH	609.40					
\$APINVCE		551757230	CHARGES-ELECT-B1 HAY ST PERTH	612.50					
\$APINVCE		213267750	CHARGES-ELECT-171 ST GEORGES TCE PERTH	384.20					
\$APINVCE		150988970	CHARGES-ELECT-11 PLAIN ST EAST PERTH	976.70					
\$APINVCE		249097700	CHARGES-ELECT L1072 BROOK ST EAST PTH	1,698.50					
\$APINVCE		483348700	CHARGES-ELECT-3/129 JAMES ST PERTH	850.95					
\$APINVCE		150989390	CHARGES-ELECT-WELLINGTON ST WEST PTH	425.10					
\$APINVCE		677890220	CHARGES-ELECT-83 ROYAL ST EAST PTH	2,754.55					
\$APINVCE		948240940	CHARGES-ELECT-420 WELLINGTON ST PERTH	1,222.25					
\$APINVCE		976833390	CHARGES-ELECT-200 JAMES ST NRTHBDGE	59.90					
\$APINVCE		149931630	CHARGES-ELECT-1 RIVERSIDE DVE PERTH	574.10					
\$APINVCE		639886700	CHARGES-ELECT-761 BARRACK ST PERTH	659.50					
\$APINVCE		427166830	CHARGES-ELECT-731 HAY ST PERTH	13.85					
\$APINVCE		638306000	CHARGES-ELECT-MOUNTS BAY RD PTH	1,501.60					
\$APINVCE		192179190	CHARGES-27 ST GEORGES TCE 06/07-02/08	37,794.20					



Payment Details by Invoice

MUNICIPAL FUND

From Period 2 To Period 2 From Date 1/08/2016 To Date 31/08/2016

Cheque/EFT
Number

Payment Date Payee

Payment Amount

157858	18/08/2016	PARKING AUSTRALIA										440.00
	\$APINVCE		<u>Invoice Number</u>	<u>Payment Details</u>	<u>Amount</u>	<u>Discount</u>	<u>Retention</u>	<u>PPS</u>				
			00648	MEMBERSHIP RENEWAL TO 01/07/17	440.00							
157859	18/08/2016	JB HI-FI GROUP PTY LTD T/A/S JB HI-FI COMMERCIAL										4,812.00
	\$APINVCE		<u>Invoice Number</u>	<u>Payment Details</u>	<u>Amount</u>	<u>Discount</u>	<u>Retention</u>	<u>PPS</u>				
			2466691441	INCIPIO TRUMAN SLEEVE BLACK SURFACE PRO4	57.00							
			4240111441	INCIPIO TRUMAN SLEEVE BLACK SURFACE PRO	57.00							
			4246669871	SUPPLY-SURFACE PRO 4 TABLET&ACCESSORIES	2,349.00							
			4240111871	SUPPLY-SURFACE PRO 4 TABLET&ACCESSORIES	2,349.00							
157860	18/08/2016	DORMA AUSTRALIA PTY LTD										242.00
	\$APINVCE		<u>Invoice Number</u>	<u>Payment Details</u>	<u>Amount</u>	<u>Discount</u>	<u>Retention</u>	<u>PPS</u>				
			5WA-332638	C/HOUSE - UNPLANNED MAINTENANCE	242.00							
157861	18/08/2016	WILSON SIGN SOLUTIONS										594.00
	\$APINVCE		<u>Invoice Number</u>	<u>Payment Details</u>	<u>Amount</u>	<u>Discount</u>	<u>Retention</u>	<u>PPS</u>				
			69356	SUPPLY & INSTALL 56 STICKERS-DIRECTORY	594.00							
157862	18/08/2016	WOODSIDE PLAZA FLOWERS AND GIFTS										400.00
	\$APINVCE		<u>Invoice Number</u>	<u>Payment Details</u>	<u>Amount</u>	<u>Discount</u>	<u>Retention</u>	<u>PPS</u>				
			2426	SUPPLY OF WREATHS 9, 20, 25, 30 MAY16	400.00							
157863	18/08/2016	ROSS SCARFONE REAL ESTATE										4,490.56
	\$APINVCE		<u>Invoice Number</u>	<u>Payment Details</u>	<u>Amount</u>	<u>Discount</u>	<u>Retention</u>	<u>PPS</u>				
			130171	MANAGEMENT FEE 9/9-8/10/16-30 STILES AVE	273.90							
			130170	RENT 9/9-8/10/16-30 STILES AVE BURSWOOD	4,216.66							
157864	18/08/2016	MONITORED SECURITY SYSTEMS PTY LTD(TRUSTEE)										247.50
	\$APINVCE		<u>Invoice Number</u>	<u>Payment Details</u>	<u>Amount</u>	<u>Discount</u>	<u>Retention</u>	<u>PPS</u>				
			10936	SERVICE CALL OUT-COP LIBRARY 10/3/16	247.50							
157865	18/08/2016	LIAM MONKHOUSE										2,610.00
	\$APINVCE		<u>Invoice Number</u>	<u>Payment Details</u>	<u>Amount</u>	<u>Discount</u>	<u>Retention</u>	<u>PPS</u>				
			060716	WINTER ARTSBAR PERFORMANCE	2,610.00							



MUNICIPAL FUND



To Date 31/08/2016

16 MN 38176 PAYMENTS FROM MUNICIPAL AND TRUST FUNDS - AUGUST 2016									
Number	Payment Date	Payee	Invoice Number	Payment Details	Amount	Discount	Retention	PPS	Payment Amount
157866	18/08/2016	GEL GOV GROUP PTY LTD T/AS WIZARD PERSONNEL &							1,978.09
	\$APINVCE		GG105243	LABOUR HIRE-E RUTHERFORD W/E 7/8/16	1,978.09				
157867	18/08/2016	BREADTIME CBD PTY LTD T/AS BROTZEIT 140							435.00
	\$APINVCE		00037306	30% DEPOSIT CHRISTMAS FUNCTION SET MENU	435.00				
157868	18/08/2016	ST CATHERINE'S COLLEGE INC							240.00
	\$APINVCE		57728	CANCELLATION FEE - FOR ELG OFFSITE MTG	240.00				
157869	18/08/2016	FREMANTLE CUSTOMS BROKERS PTY LTD							10,745.33
	\$APINVCE		85144	CUSTOMS ON ENTRY-FIBREGLASS COW'S	10,745.33				
157870	18/08/2016	BARKING GECKO THEATRE COMPANY							4,125.00
	\$APINVCE		00001234	FINAL INSTALL-SUGARLAND CONTRIBUTION	4,125.00				
157871	18/08/2016	BLUE COLLAR PEOPLE							835.88
	\$APINVCE		00131909	LABOUR HIRE-R GERRETZEN-W/E 29/05	835.88				
157872	18/08/2016	CABCHARGE AUSTRALIA PTY LTD							175.06
	\$APINVCE		4181P1607	TAXI CHARGES-CDU	175.06				
157873	18/08/2016	CLASSIC TREE SERVICES							953.85
	\$APINVCE		23329	SECTOR PRUNNING-87 BROWN ST	364.99	7.30			
	\$APINVCE		23330	TREE MINTNCE-43 TRAFALGAR RD	608.33	12.17			
					19.47				
157874	18/08/2016	DEPUTY COMMISSIONER OF TAXATION							588,277.53
	\$APINVCE		27100-0508	PAYROLL DEDUCTION P/E 5/8/16	588,277.53				
Report Name [Warrant 2.rpt]									
								MCHOPR	Page Number
								Print Date	5/09/20

Payment Details by Invoice

MUNICIPAL FUND

From Period 2 To Period 2 From Date 1/08/2016 To Date 31/08/2016

Cheque/EFT
Number

Payment Date Payee

Payment Amount

157875	18/08/2016	DEPUTY COMMISSIONER OF TAXATION (BAS)				152,583.00
		<u>Invoice Number</u>	<u>Payment Details</u>	<u>Amount</u>	<u>Discount</u>	<u>Retention</u>
\$APINVCE		100816	BAS PYMNT-JULY 2016 REF 837801186285160	152,583.00		PPS
157876	18/08/2016	GLOBETROTTER CORPORATE TRAVEL				597.50
		<u>Invoice Number</u>	<u>Payment Details</u>	<u>Amount</u>	<u>Discount</u>	<u>Retention</u>
\$APINVCE		552913	ACCOMMODATION-K SEIDL 29/6-2/7 SYDNEY	597.50		PPS
157877	18/08/2016	INSIGHT CCS PTY LTD				1,993.42
		<u>Invoice Number</u>	<u>Payment Details</u>	<u>Amount</u>	<u>Discount</u>	<u>Retention</u>
\$APINVCE		00082377	AFTER HOUR TELEPHONES-APRIL 2016	1,069.64		PPS
\$APINVCE		00082780	OVERCALLS FEE MAY 2016	923.78		
157878	18/08/2016	STATE LIBRARY OF WA				4,796.80
		<u>Invoice Number</u>	<u>Payment Details</u>	<u>Amount</u>	<u>Discount</u>	<u>Retention</u>
\$APINVCE		R1014028	ELECTRICITY FOR JUNE 2016	4,796.80		PPS
157879	18/08/2016	MARKETFORCE LTD				8,873.86
		<u>Invoice Number</u>	<u>Payment Details</u>	<u>Amount</u>	<u>Discount</u>	<u>Retention</u>
\$APINVCE		7909	ADVERT CHARGES-TENDERS 003 014 13/7	1,604.85		PPS
\$APINVCE		7906	ADVERT-SWAN RIVER RUN 17/07 SUNDAY TIMES	2,390.94		
\$APINVCE		7908	ADVERTISING-ADELAIDE TCE	1,792.79		
\$APINVCE		7910	ADVERT CHARGES-TENDERS 004 017 16/7	3,085.28		
157880	18/08/2016	METRO FILTERS				29.50
		<u>Invoice Number</u>	<u>Payment Details</u>	<u>Amount</u>	<u>Discount</u>	<u>Retention</u>
\$APINVCE		00012971	ROD EVANS - CANOPY FILTER CLEAN	29.50		PPS
157881	18/08/2016	PLANNING INSTITUTE OF AUSTRALIA				825.00
		<u>Invoice Number</u>	<u>Payment Details</u>	<u>Amount</u>	<u>Discount</u>	<u>Retention</u>
\$APINVCE		66334	REGO-URBAN DESIGN COURSE-R COLALILLO	825.00		PPS
157882	18/08/2016	PRIDE WA INC.				30,250.00
		<u>Invoice Number</u>	<u>Payment Details</u>	<u>Amount</u>	<u>Discount</u>	<u>Retention</u>
\$APINVCE		00000213	SPONSORSHIP 2016-17 PRIDE FESTIVAL 2016	30,250.00		PPS



Payment Details by Invoice

MUNICIPAL FUND

From Period 2 To Period 2 From Date 1/08/2016 To Date 31/08/2016

Cheque/EFT
Number

Payment Date Payee

Payment Amount

157883	18/08/2016	FUJI XEROX BUSINESSFORCE PTY LTD					613.53
		<i>Invoice Number</i>	<i>Payment Details</i>	<i>Amount</i>	<i>Discount</i>	<i>Retention</i>	<i>PPS</i>
\$APINVCE		661069549	PRINTING PARKING FINES FINAL NOTICES	280.83			
\$APINVCE		661069548	PRINTING PARKING FINES-REMINDER NOTICES	332.70			
157884	18/08/2016	RANDSTAD PTY LTD					1,165.22
		<i>Invoice Number</i>	<i>Payment Details</i>	<i>Amount</i>	<i>Discount</i>	<i>Retention</i>	<i>PPS</i>
\$APINVCE		RA2288297	LABOUR HIRE-W/E 9/8/16-M LOKE	1,165.22			
157885	18/08/2016	TOOLMART AUSTRALIA PTY LTD					1,282.00
		<i>Invoice Number</i>	<i>Payment Details</i>	<i>Amount</i>	<i>Discount</i>	<i>Retention</i>	<i>PPS</i>
\$APINVCE		OP-084255	ANGLE GRINDER 18V 125MM BRUSHLESS	1,282.00			
157886	18/08/2016	VERNON AND HANNA PANEL BEATING					1,000.00
		<i>Invoice Number</i>	<i>Payment Details</i>	<i>Amount</i>	<i>Discount</i>	<i>Retention</i>	<i>PPS</i>
\$APINVCE		5546	INSURANCE EXCESS-1EKB197	1,000.00			
157887	18/08/2016	WA HINO SALES & SERVICES					61,843.45
		<i>Invoice Number</i>	<i>Payment Details</i>	<i>Amount</i>	<i>Discount</i>	<i>Retention</i>	<i>PPS</i>
\$APINVCE		F2449	REGO- NEW 1 X 616 SHORT AUTO IFS-935PC	57.80			
\$APINVCE		F2449	SUPPLY NEW 1 X 616 SHORT AUTO IFS-935PCC	61,785.65			
157888	18/08/2016	DR L N MORTIMER					177.30
		<i>Invoice Number</i>	<i>Payment Details</i>	<i>Amount</i>	<i>Discount</i>	<i>Retention</i>	<i>PPS</i>
\$APINVCE		A1077148	RFD RATES-8/838 HAY ST PERTH	177.30			
157889	18/08/2016	JOHN KESL					398.00
		<i>Invoice Number</i>	<i>Payment Details</i>	<i>Amount</i>	<i>Discount</i>	<i>Retention</i>	<i>PPS</i>
\$APINVCE		110816	REIMBURSE-COMPULSORY UNIFORM EXPENSES	398.00			
157890	18/08/2016	DTWD OPERATING ACCOUNT					706.70
		<i>Invoice Number</i>	<i>Payment Details</i>	<i>Amount</i>	<i>Discount</i>	<i>Retention</i>	<i>PPS</i>
\$APINVCE		030816	REIMBURSEMENT OF PREPAID TICKETS FAILED	706.70			
157891	18/08/2016	COOPER PARTNERS PTY LTD					15.00
		<i>Invoice Number</i>	<i>Payment Details</i>	<i>Amount</i>	<i>Discount</i>	<i>Retention</i>	<i>PPS</i>
\$APINVCE		120816	ACCESS CARD DEPOSIT REFUND 5909	15.00			



Payment Details by Invoice

MUNICIPAL FUND

From Period 2 To Period 2 From Date 1/08/2016 To Date 31/08/2016

Cheque/EFT
Number

Payment Date Payee

Payment Amount

157892	18/08/2016	RYAN ALLAN							12.00
		<u>Invoice Number</u>	<u>Payment Details</u>	<u>Amount</u>	<u>Discount</u>	<u>Retention</u>	<u>PPS</u>		
\$APINVCE		100816	REIMBURSE SHORT CHANGE-TURVEY LANE CP	12.00					
157893	18/08/2016	PETER SCALES							2.00
		<u>Invoice Number</u>	<u>Payment Details</u>	<u>Amount</u>	<u>Discount</u>	<u>Retention</u>	<u>PPS</u>		
\$APINVCE		040816	REIMBURSE TICKET MACHINE FAULT	2.00					
157894	18/08/2016	KALYANNI MURTHY							15.00
		<u>Invoice Number</u>	<u>Payment Details</u>	<u>Amount</u>	<u>Discount</u>	<u>Retention</u>	<u>PPS</u>		
\$APINVCE		100816	PARKING CARD DEPOSIT-01120330	15.00					
157895	18/08/2016	STEVEN WILSON							1,002.60
		<u>Invoice Number</u>	<u>Payment Details</u>	<u>Amount</u>	<u>Discount</u>	<u>Retention</u>	<u>PPS</u>		
\$APINVCE		010816	STUDY ASSISTANCE-SEM1 2016 S WILSON	1,002.60					
157896	18/08/2016	CON WHITE							458.75
		<u>Invoice Number</u>	<u>Payment Details</u>	<u>Amount</u>	<u>Discount</u>	<u>Retention</u>	<u>PPS</u>		
\$APINVCE		120816	EOFY FIN&ASSET MGMT LUNCH X 25 12/8/16	458.75					
157897	25/08/2016	CHRISTINE MCCALLUM							1,292.00
		<u>Invoice Number</u>	<u>Payment Details</u>	<u>Amount</u>	<u>Discount</u>	<u>Retention</u>	<u>PPS</u>		
\$APINVCE		82	PODIATRY CONSULTATIONS-6/7-27/7/16	1,292.00					
157898	25/08/2016	TOP CUT TOTAL MEAT SOLUTIONS							2,468.66
		<u>Invoice Number</u>	<u>Payment Details</u>	<u>Amount</u>	<u>Discount</u>	<u>Retention</u>	<u>PPS</u>		
\$APINVCE		00174822	SUPPLY MEATS-CITIPLACE COMM CNTR	463.73					
\$APINVCE		00175936	SUPPLY OF MEAT-COMMUNITY CENTRE	501.00					
\$APINVCE		00176185	SUPPLY OF MEAT-COMMUNITY CENTRE	624.51					
\$APINVCE		00176184	SUPPLY OF MEAT-COMMUNITY CNTR	170.40					
\$APINVCE		00175309	FRESH MEATS-CITIPLACE COMM CNTR	709.02					



CITY of PERTH

Payment Details by Invoice

MUNICIPAL FUND

From Period 2 To Period 2 From Date 1/08/2016 To Date 31/08/2016

Cheque/EFT
Number

Payment Date Payee

Payment Amount

157899 25/08/2016 CTIS PTY LTD 9,949.53

Invoice Number	Payment Details	Amount	Discount	Retention	PPS
\$APINVOICE 01066377	COIN COLLTN-TWN OF VICTORIA PK 8/8-21/8	246.02	12.30		
\$APINVOICE 01066376	COIN COLLECTION 8/8-21/8/16	9,914.09	198.28		
			210.58		

157900 25/08/2016 TOTALLY WORKWEAR 168.33

Invoice Number	Payment Details	Amount	Discount	Retention	PPS
\$APINVOICE 00031025	PUBLIC AMENITIES CLEANER UNIFORMS	168.33			

157901 25/08/2016 BIDVEST 7,286.86

Invoice Number	Payment Details	Amount	Discount	Retention	PPS
\$APINVOICE 761277.PER	PACKAGING PRODUCTS-CITIPACE COMM CNTR	417.33			
\$APINVOICE 718919.PER	GROCERIES-DRY&FROZEN-CITIPACE COMM	272.99			
\$APINVOICE 828556.PER	SUPPLY OF GROCERIES-COMMUNITY CENTRE	1,031.25			
\$APINVOICE 828557.PER	SUPPLY OF GROCERIES-COMMUNITY CENTRE	414.99			
\$APINVOICE 839853.PER	SUPPLY OF GROCERIES-COMMUNITY CENTRE	469.17			
\$APINVOICE 665546.PER	GROCERIES-DRY&FROZEN-CITIPACE COMM	602.89			
\$APINVOICE 785815.PER	GROCERIES-CITIPACE COMM CNTR	313.72			
\$APINVOICE 695148.PER	GROCERIES-DRY&FROZEN-CITIPACE COMM	445.02			
\$APINVOICE 785814.PER	GROCERIES DRY & FROZEN-CITIPACE COMM CN	86.22			
\$APINVOICE 135894589	CONSUMABLES-ROD EVANS CTR	344.81			
\$APINVOICE 718920.PER	KITCHEN SUPPLIES - CITIPACE COMM CNTR	201.08			
\$APINVOICE 695147.PER	CATERING-CITIPACE COMM CNTR	27.45			
\$APINVOICE 665547.PER	PACKAGING PRODUCTS-CITIPACE COMM CNTR	351.21			
\$APINVOICE 839854.PER	SUPPLY OF GROCERIES-COMMUNITY CENTRE	149.82			
\$APINVOICE 135851775	SUPPLY OF GROCERIES-COMMUNITY CENTRE	382.46			
\$APINVOICE 749557.PER	GROCERIES DRY & FROZEN-CITIPACE COMM CN	617.44			
\$APINVOICE 773482.PER	GROCERIES DRY & FROZEN-ROD EVANS CNTR	535.64			
\$APINVOICE 785813.PER	GROCERIES-DRY & FROZEN CITIPACE COM CNT	623.37			

157902 25/08/2016 JD AND J N PINNINGTON 120.00

Invoice Number	Payment Details	Amount	Discount	Retention	PPS
\$APINVOICE 090816	ENTERTAINMENT 04/8/16	120.00			

Payment Details by Invoice

MUNICIPAL FUND

From Period 2 To Period 2 From Date 1/08/2016 To Date 31/08/2016

Cheque/EFT
Number

Payment Date Payee

Payment Amount

157903	25/08/2016	TNT					181.58
		<u>Invoice Number</u>	<u>Payment Details</u>	<u>Amount</u>	<u>Discount</u>	<u>Retention</u>	<u>PPS</u>
\$APINVCE		49098880	COURIER CHARGES A/C 21904735	86.50			
\$APINVCE		49004246	COURIER CHARGES-TECH SVCS	95.08			
157904	25/08/2016	PETER BERRY CONSULTING					4,950.00
		<u>Invoice Number</u>	<u>Payment Details</u>	<u>Amount</u>	<u>Discount</u>	<u>Retention</u>	<u>PPS</u>
\$APINVCE		INV-4802	HOGAN 360 DEGREE FEEDBACK REPORT-COP	4,950.00			
157905	25/08/2016	GLOBAL AUTOCOAT PTY LTD					442.37
		<u>Invoice Number</u>	<u>Payment Details</u>	<u>Amount</u>	<u>Discount</u>	<u>Retention</u>	<u>PPS</u>
\$APINVCE		313723	HARDENER,2 K GROUP 3 COLOUR,FILLER.	442.37			
157906	25/08/2016	ALINTA GAS					1,125.55
		<u>Invoice Number</u>	<u>Payment Details</u>	<u>Amount</u>	<u>Discount</u>	<u>Retention</u>	<u>PPS</u>
\$APINVCE		654999411	GAS CHARGES-420WELLINGTON ST-13/7-10/8/1	774.10			
\$APINVCE		382913950	GAS CHARGES-30ROBERTS ST-12/7-9/8/16	351.45			
157907	25/08/2016	MUCKY DUCK BUSH BAND					150.00
		<u>Invoice Number</u>	<u>Payment Details</u>	<u>Amount</u>	<u>Discount</u>	<u>Retention</u>	<u>PPS</u>
\$APINVCE		190716	PERFORMANCE TUES-28/7/16	150.00			
157908	25/08/2016	ACCESS BRICKPAVING CO					56,620.79
		<u>Invoice Number</u>	<u>Payment Details</u>	<u>Amount</u>	<u>Discount</u>	<u>Retention</u>	<u>PPS</u>
\$APINVCE		00005680	HENRY LAWSON WALK ROAD REPAIRS	13,242.50	264.85		
\$APINVCE		00005679	PAVING-SUTHERLAND ST	44,533.82	890.68		
					1,155.53		
157909	25/08/2016	SONIC HEALTHPLUS PTY LTD					1,188.00
		<u>Invoice Number</u>	<u>Payment Details</u>	<u>Amount</u>	<u>Discount</u>	<u>Retention</u>	<u>PPS</u>
\$APINVCE		1103088	MEDICAL ASSESSMENTS-VARIOUS	445.50			
\$APINVCE		1107130	MEDICAL ASSESSMENT-M MATES&W JOHNSON	297.00			
\$APINVCE		1105496	MEDICAL ASSESSMENT-C CAREY	148.50			
\$APINVCE		1100415	MEDICAL ASSESSMENT-N VARSANI&E CLUCAS	297.00			



Payment Details by Invoice

MUNICIPAL FUND

From Period 2 To Period 2 From Date 1/08/2016 To Date 31/08/2016

Cheque/EFT

Number Payment Date Payee

Payment Amount

157910 25/08/2016 SHELTER WA 500.00

\$APINVCE 241473 BOND REFUND-RESERVE HIRE-HOMELESS WEEK 500.00

157911 25/08/2016 METROPOLITAN REDEVELOPMENT AUTHORITY 45,148.91

\$APINVCE 01346 4BCP RENTAL INCOME-LICENCE FEES 4/4-30/6 45,148.91

157912 25/08/2016 CARLS MILK SUPPLY 156.49

\$APINVCE 154189 MILK & DAIRY PRODUCTS-ROD EVANS CNTR 156.49

157913 25/08/2016 JOHNSON MEATS 2,431.42

\$APINVCE 381493 SUPPLY-MEATS-ROD EVANS CNTR 237.09

\$APINVCE 382542 SUPPLY OF MEAT-ROD EVANS 337.81

\$APINVCE 381760 SUPPLY-MEATS-ROD EVANS CNTR 538.34

\$APINVCE 382036 SUPPLY-MEATS-ROD EVANS CNTR 328.86

\$APINVCE 381287 SUPPLY-MEATS-ROD EVANS CNTR 96.33

\$APINVCE 381238 SUPPLY-MEATS-ROD EVANS CNTR 645.09

\$APINVCE 382289 SUPPLY MEATS-ROD EVANS CNTR 247.90

157914 25/08/2016 FRESH AS PRODUCE 1,217.54

\$APINVCE 18611 SUPPLY OF FRESH FRUIT-ROD EVANS 435.58

\$APINVCE 18700 FRUIT & VEGS FOR ROD EVANS CTR 379.61

\$APINVCE 18525 FRESH PRODUCE-ROD EVANS COMM CNTR 402.35

157915 25/08/2016 GJK FACILITY SERVICES 2,330.46

\$APINVCE 324942 WEEKEND CLEANS 02/07-30/04 ROE ST CP 2,330.46

157916 25/08/2016 SPECTRUM TV PTY LTD 495.00

\$APINVCE 1151 SUNDAY SOUNDS CAMERA OPERATOR 495.00



Payment Details by Invoice

MUNICIPAL FUND

From Period 2 To Period 2 From Date 1/08/2016 To Date 31/08/2016

Cheque/EFT
Number

Payment Date Payee

Payment Amount

157917	25/08/2016	METRIX CONSULTING PTY LTD							2,744.50
	\$APINVCE	01117	SNOW SLIDE SURVEY-FINAL 50%	Amount	Discount	Retention	PPS		
				2,744.50					
157918	25/08/2016	TRACEY LEE SIMPSON							120.00
	\$APINVCE	220916	HEALTHY LIFESTYLE CONTRIBUTION	Amount	Discount	Retention	PPS		
				120.00					
157919	25/08/2016	MAL ATWELL LEISURE GROUP							79.20
	\$APINVCE	134840	BINGO DABBERS & PENS	Amount	Discount	Retention	PPS		
				79.20					
157920	25/08/2016	AUSTRALIAN SUPER							158,327.35
	\$APINVCE	05260-1908	PAYROLL DEDUCTION P/E 19/08/2016	Amount	Discount	Retention	PPS		
				158,327.35					
157921	25/08/2016	ELECTRICITY GENERATION AND RETAIL CORPORATION							39,227.20
	\$APINVCE	495931630	ELECTRICITY-524HAY ST-6/7-4/8/16	Amount	Discount	Retention	PPS		
		150989010	CHARGES-U A 68 ROE ST 13/7-09/8	323.30					
		150988020	CHARGES-27 MAYFAIR ST 13/7-9/8	4,389.25					
		150987410	ELECTRICITY-420WELLINGTON ST-1/7-4/8/16	2,800.45					
		150987980	CHARGES-81 ROYAL ST 13/7-9/8	233.30					
		150988210	CHARGES-U B 1 MOUNT ST 13/7-9/8	3,253.70					
		243363700	CHARGES-ELECT-1 WINGFIELD AVE CRAWLEY	14,167.60					
		192179380	ELECTRICITY-44 LAKE ST-13/7-9/8/16	41.90					
		197122930	ELECTRICITY-579HAY ST-6/7-3/8/16	3,065.15					
		150988400	ELECTRICITY-419FORREST PL-6/7-2/8/16	4,174.85					
				6,777.70					
157922	25/08/2016	LGMA WA DIVISION							95.00
	\$APINVCE	3,836	TRNG-EFFECTIVE ASSET& W/FORCE-A FERREIRA	Amount	Discount	Retention	PPS		
				95.00					



Payment Details by Invoice

MUNICIPAL FUND

From Period 2 To Period 2 From Date 1/08/2016 To Date 31/08/2016

Cheque/EFT
Number

Payment Date Payee

Payment Amount

157923 25/08/2016 AUDINO GROWERS 1,451.76

	<u>Invoice Number</u>	<u>Payment Details</u>	<u>Amount</u>	<u>Discount</u>	<u>Retention</u>	<u>PPS</u>
\$APINVCE	85	SUPPLY OF GROCERIES-CHILDCARE CENTRE	198.00			
\$APINVCE	83	SUPPLY FRESH PRODUCE-COMM CNTR	310.50			
\$APINVCE	82	SUPPLY FRESH PRODUCE-COMM CNTR	276.70			
\$APINVCE	78	SUPPLY FRESH PRODUCE-CITIPALCE CHILD CAR	144.26			
\$APINVCE	79	SUPPLY FRESH PRODUCE-COMM CNTR	252.29			
\$APINVCE	86	SUPPLY OF GROCERIES-COMMUNITY CENTRE	270.01			

157924 25/08/2016 AUSTRALIAN DANCE COUNCIL-AUSDANCE WA BRANCH 10,450.00

	<u>Invoice Number</u>	<u>Payment Details</u>	<u>Amount</u>	<u>Discount</u>	<u>Retention</u>	<u>PPS</u>
\$APINVCE	00000228	SPONSORSHIP ROUND 2, 2015/16	10,450.00			

157925 25/08/2016 CODE GROUP PTY LTD 7,012.49

	<u>Invoice Number</u>	<u>Payment Details</u>	<u>Amount</u>	<u>Discount</u>	<u>Retention</u>	<u>PPS</u>
\$APINVCE	002728	LIBRARY - BUILDING COMPLIANCE	7,012.49			

157926 25/08/2016 ALLPEST WA 826.00

	<u>Invoice Number</u>	<u>Payment Details</u>	<u>Amount</u>	<u>Discount</u>	<u>Retention</u>	<u>PPS</u>
\$APINVCE	6080060	CHILD CARE - PEST CONTROL	132.00			
\$APINVCE	6079868	COUNCIL HOUSE CP - PEST CONTROL	480.00			
\$APINVCE	6075150	DEPOT-QTRLY PEST CONTROL SERVICE 31/5/16	60.00			
\$APINVCE	6073577	QUARTERLY SVC-ROE ST CP	154.00			

157927 25/08/2016 MICHAEL HENDERSON LEGAL SERVICES PTY LTD T/AS 6,859.14

	<u>Invoice Number</u>	<u>Payment Details</u>	<u>Amount</u>	<u>Discount</u>	<u>Retention</u>	<u>PPS</u>
\$APINVCE	1209	PCEC CP- ADVICE ON SUBSIDENCE	6,859.14			

157928 25/08/2016 THE ONLINE SHOPPING CO PTY LTD T/AS HIRE KING 380.00

	<u>Invoice Number</u>	<u>Payment Details</u>	<u>Amount</u>	<u>Discount</u>	<u>Retention</u>	<u>PPS</u>
\$APINVCE	016086	BATTERY OPERATED LIGHTING-SNOW SLIDE	380.00			

157929 25/08/2016 KISS MELINDA T/AS KISS KINETICS 540.00

	<u>Invoice Number</u>	<u>Payment Details</u>	<u>Amount</u>	<u>Discount</u>	<u>Retention</u>	<u>PPS</u>
\$APINVCE	0019	12 X 1 HR FITNESS CLASSES-JULY 2016	540.00			



Payment Details by Invoice

MUNICIPAL FUND

From Period 2 To Period 2 From Date 1/08/2016 To Date 31/08/2016

Cheque/EFT
Number

Payment Date Payee

Payment Amount

157930	25/08/2016	ARA FIRE PROTECTION SERVICES PTY LTD T/AS					5,375.07
		<i>Invoice Number</i>	<i>Payment Details</i>	<i>Amount</i>	<i>Discount</i>	<i>Retention</i>	<i>PPS</i>
\$APINVOICE		430891	INSPECTN& TESTING EMERG EXIT LIGHTING-JUN	1,473.36			
\$APINVOICE		429554	REPAIR EXIT SIGN-PIER ST CP	500.50			
\$APINVOICE		430897	INSPECTN& TESTING EMERG EXIT LIGHTING-JUN	99.00			
\$APINVOICE		430895	INSPECTN& TESTING EMERG EXIT LIGHTING-JUN	1,038.68			
\$APINVOICE		430896	INSPECTN& TESTING EMERG EXIT LIGHTING-JUN	414.15			
\$APINVOICE		429555	EXIT LIGHT REPLACEMENT-ROE ST CP	1,001.00			
\$APINVOICE		430892	INSPECTN& TESTING EMERG EXIT LIGHTING-JUN	848.38			
157931	25/08/2016	THE WORKWEAR GROUP PTY LTD					126.50
		<i>Invoice Number</i>	<i>Payment Details</i>	<i>Amount</i>	<i>Discount</i>	<i>Retention</i>	<i>PPS</i>
\$APINVOICE		00587421	UNIFORM-BOOTS-CPP	126.50			
157932	25/08/2016	PORTNER PRESS PTY LTD					391.00
		<i>Invoice Number</i>	<i>Payment Details</i>	<i>Amount</i>	<i>Discount</i>	<i>Retention</i>	<i>PPS</i>
\$APINVOICE		H6765089	EMPLOYMENT LAW UPDATE 3 2016	97.00			
\$APINVOICE		H0394235	EMPLOYMENT LAW HANDBOOK	197.00			
\$APINVOICE		H4253540	EMPLOYMENT LAW UPDATE 2 2016	97.00			
157933	25/08/2016	THE TRUSTEE FOR TRI TRUST					1,023.00
		<i>Invoice Number</i>	<i>Payment Details</i>	<i>Amount</i>	<i>Discount</i>	<i>Retention</i>	<i>PPS</i>
\$APINVOICE		137907	MANUFACTURE OF PROTOTYPE DRINKING FOUNT	1,023.00			
157934	25/08/2016	WILSON SIGN SOLUTIONS					946.00
		<i>Invoice Number</i>	<i>Payment Details</i>	<i>Amount</i>	<i>Discount</i>	<i>Retention</i>	<i>PPS</i>
\$APINVOICE		69593	CITY LIBRARY, ENGRAVED ACRYLIC PANEL SIG	946.00			
157935	25/08/2016	THREAT PROTECT SECURITY SERVICES PTY LTD					755.95
		<i>Invoice Number</i>	<i>Payment Details</i>	<i>Amount</i>	<i>Discount</i>	<i>Retention</i>	<i>PPS</i>
\$APINVOICE		00000295	WINTER ARTS BAR 12/08	771.38	15.43		
					15.43		
157936	25/08/2016	SCOOP PUBLISHING					3,049.20
		<i>Invoice Number</i>	<i>Payment Details</i>	<i>Amount</i>	<i>Discount</i>	<i>Retention</i>	<i>PPS</i>
\$APINVOICE		00082349	ADVERTISING-FULL PAGE DISPLAY 2016	3,049.20			



MUNICIPAL FUND



To Date 31/08/2016

Cheque/EFT
Number

<i>Payment Date</i>	<i>Payee</i>
---------------------	--------------

[illegible]

MUNICIPAL FUND

To Date 31/08/2016

Payment Amount[illegible]

Payment Details by Invoice

MUNICIPAL FUND

From Period 2 To Period 2 From Date 1/08/2016 To Date 31/08/2016

Cheque/EFT
Number

Payment Date Payee

Payment Amount

157955 25/08/2016 CITY OF PERTH STAFF SOCIAL CLUB 1,038.00

\$APINVCE 19410-1908 PAYROLL DEDUCTION P/E 19/08/2016 PPS

157956 25/08/2016 CLASSIC TREE SERVICES 6,599.64

\$APINVCE 23359 CHIPPING POINT FRASER CHIPPING PPS

\$APINVCE 23361 TREE PRUNNING- 58 HENRY LAWSON WALK 7.83

\$APINVCE 23362 STREET TREE PRUNNING-RHEOLA ST 13.92

5,646.77 112.94

134.69

157957 25/08/2016 DELOITTE TOUCHE TOHMATSU 59,079.41

\$APINVCE 1-2057878 PROF SERVICE-CUSTOMER SERVICE REVIEW PPS

157958 25/08/2016 ENNIS JEWELLERS 1,650.00

\$APINVCE 0015370 REPAIRS TO TOWN HALL CLOCK PPS

157959 25/08/2016 GLOBETROTTER CORPORATE TRAVEL 986.10

\$APINVCE 553785 ACCOMMODATION-P GALLOWAY 21-22/7 SYD PPS

\$APINVCE 553784 ACCOMMODATION-B FITZPATRICK 21-24/7 SYD 336.90

649.20

157960 25/08/2016 HEALTH INSURANCE FUND OF WA 284.10

\$APINVCE 40430-1908 PAYROLL DEDUCTION P/E 19/8/16 PPS

284.10



Payment Details by Invoice

MUNICIPAL FUND

From Period 2 To Period 2 From Date 1/08/2016 To Date 31/08/2016

Cheque/EFT
Number

Payment Date Payee

Payment Amount

157961	25/08/2016	HIGH SPEED ELECTRICS							2,959.73
			<u>Invoice Number</u>	<u>Payment Details</u>	<u>Amount</u>	<u>Discount</u>	<u>Retention</u>	<u>PPS</u>	
\$APINVCE			00020479	ELECTRICAL WORK-MOUNT ST	116.31				
\$APINVCE			00020473	ELECTRICAL WORK-FRANCIS ST	346.24				
\$APINVCE			00020483	ELECTRICAL WORK-VICTORIA AVE	163.36				
\$APINVCE			00020650	ELECTRICAL WORKS-NEWCASTLE ST 18/05	318.08				
\$APINVCE			00020184	ELECTRICAL REPAIRS-VICTORIA GARDENS	615.78				
\$APINVCE			00020478	ELECTRICAL WORK-MOUNT ST	190.18				
\$APINVCE			00020480	ELECTRICAL WORK-MOUNTS BAY RD	306.50				
\$APINVCE			00020369	ELECTRICAL WORKS-CONCERT HALL 11/04	903.28				
157962	25/08/2016	HOSPITAL BENEFIT FUND OF WA							1,799.10
			<u>Invoice Number</u>	<u>Payment Details</u>	<u>Amount</u>	<u>Discount</u>	<u>Retention</u>	<u>PPS</u>	
\$APINVCE			42210-1908	PAYROLL DEDUCTION P/E 19/8/16	1,799.10				
157963	25/08/2016	INDUSTRIAL SCRUBBING SERVICES P/L							7,887.19
			<u>Invoice Number</u>	<u>Payment Details</u>	<u>Amount</u>	<u>Discount</u>	<u>Retention</u>	<u>PPS</u>	
\$APINVCE			00003542	CP SWEEPING-VARIOUS CP	3,306.17	66.12			
\$APINVCE			00003543	CAR PARK SWEEPING-VARIOUS CP'S	4,741.98	94.84			
					160.96				
157964	25/08/2016	JAYCAR ELECTRONICS							974.60
			<u>Invoice Number</u>	<u>Payment Details</u>	<u>Amount</u>	<u>Discount</u>	<u>Retention</u>	<u>PPS</u>	
\$APINVCE			8030328	SUPPLY-EXTENDER HDMI CABLE X 8	974.60				
157965	25/08/2016	KELYN TRAINING SERVICES							302.00
			<u>Invoice Number</u>	<u>Payment Details</u>	<u>Amount</u>	<u>Discount</u>	<u>Retention</u>	<u>PPS</u>	
\$APINVCE			00023852	TRNG-BASIC WORKSITE TRAFFIC-C HUGHES	302.00				
157966	25/08/2016	MARKETFORCE LTD							11,815.77
			<u>Invoice Number</u>	<u>Payment Details</u>	<u>Amount</u>	<u>Discount</u>	<u>Retention</u>	<u>PPS</u>	
\$APINVCE			8289	ADVERTISING ROAD CLOSURE-100 JAMES ST	1,666.14				
\$APINVCE			8292	MEDIA ADVERTISING-TENDERS 005-15	1,755.82				
\$APINVCE			8291	MEDIA ADVERT-JOB AD PACK	4,117.15				
\$APINVCE			8290	KING ST CLOSURE ADVERT	1,539.47				
\$APINVCE			8293	MEDIA CHARGES-TENDERS 021,022,024	2,737.19				



Payment Details by Invoice

MUNICIPAL FUND

From Period 2 To Period 2 From Date 1/08/2016 To Date 31/08/2016

Cheque/EFT
Number

Payment Date Payee

Payment Amount

157967	25/08/2016	MERGER CONTRACTING PTY LTD T/AS J AND M ASPHALT										4,378.88
	\$APINVCE	00000209	HARVEST TERRACE-HOTMIX	Amount	4,378.88	Discount		Retention		PPS		
157968	25/08/2016	LGRCEU		Amount	2,347.26	Discount		Retention		PPS		2,347.26
	\$APINVCE	59845-1908	PAYROLL DEDUCTION P/E 19/08/2016	Amount	2,347.26	Discount		Retention		PPS		
157969	25/08/2016	NEIL WALLACE		Amount	683.00	Discount		Retention		PPS		683.00
	\$APINVCE	0291	PHOTO DOCUMENTATION-LIGHTHOUSE PROJECT	Amount	683.00	Discount		Retention		PPS		
157970	25/08/2016	PARALLAX PRODUCTIONS PTY LTD		Amount	4,966.50	Discount		Retention		PPS		4,966.50
	\$APINVCE	INV-0243	FABRICATION REMOVAL&REPLACEMENT	Amount	3,822.50	Discount		Retention		PPS		
	\$APINVCE	INV-0252	SUPPLY OF ARTWORK INSTALLATION SERVICES	Amount	1,144.00	Discount		Retention		PPS		
157971	25/08/2016	GLEN SMETHERHAM		Amount	893.00	Discount		Retention		PPS		893.00
	\$APINVCE	513	PODIATRY CONSULTATIONS 08/08-11/08	Amount	893.00	Discount		Retention		PPS		
157972	25/08/2016	PHONOGRAPHIC PERFORMANCE COMPANY OF AUST		Amount	761.64	Discount		Retention		PPS		761.64
	\$APINVCE	983422	LICENCE RENEWAL-1/8-16-31/7/17	Amount	493.20	Discount		Retention		PPS		
	\$APINVCE	983423	VENUE MUSIC LICENCE-1/8-16-31/7/17	Amount	268.44	Discount		Retention		PPS		
157973	25/08/2016	P & L O'CALLAGHAN & SONS PAINTING CONTRA		Amount	4,619.26	Discount		Retention		PPS		4,619.26
	\$APINVCE	0039	PAINT LIGHT POLES MURRAY ST MALL	Amount	4,737.70	Discount	118.44	Retention		PPS		
							118.44					
157974	25/08/2016	CONCERT PIANO HIRE		Amount	220.00	Discount		Retention		PPS		220.00
	\$APINVCE	1801	TUNED A440-YAMAHA C7 GRAND PIANO#6309026	Amount	220.00	Discount		Retention		PPS		



Payment Details by Invoice

MUNICIPAL FUND

From Period 2 To Period 2 From Date 1/08/2016 To Date 31/08/2016

Cheque/EFT
Number

Payment Date Payee

Payment Amount

157975	25/08/2016	ST JOHN AMBULANCE AUSTRALIA					768.00
--------	------------	-----------------------------	--	--	--	--	--------

Payment Details							
Invoice Number			Amount	Discount	Retention	PPS	
\$APINVCE	SD0131741	2 X KIT WORKPLACE WALL MOUNT FIRST AID	310.00				
\$APINVCE	0153105597	AMBULANCE SERVICE BARRACK ST TO RPH	458.00				

157976	25/08/2016	FUJI XEROX BUSINESSFORCE PTY LTD					4,269.34
--------	------------	----------------------------------	--	--	--	--	----------

Payment Details							
Invoice Number			Amount	Discount	Retention	PPS	
\$APINVCE	661069645	PRINTING PARKING FINES-FINAL NOTICES	249.85				
\$APINVCE	662069844	INFRINGMENT REMINDERS&FINAL DEMAND 16-17	783.75				
\$APINVCE	662069846	INFRINGMENT REMINDERS&FINAL DEMAND 16-17	552.17				
\$APINVCE	661069644	PRINTING PARKING FINES-REMINDER NOTICES	343.06				
\$APINVCE	662069843	INFRINGMENT REMINDERS&FINAL DEMAND 16-17	595.99				
\$APINVCE	661069646	WAREHOUSE PALLET BAY STORAGE FEE	132.00				
\$APINVCE	662069842	INFRINGMENT REMINDERS&FINAL DEMAND 16-17	818.49				
\$APINVCE	662069845	INFRINGMENT REMINDERS&FINAL DEMAND 16-17	341.74				
\$APINVCE	662069847	INFRINGMENT REMINDERS&FINAL DEMAND 16-17	452.29				

157977	25/08/2016	SCAFFIDI LISA					2,611.20
--------	------------	---------------	--	--	--	--	----------

Payment Details							
Invoice Number			Amount	Discount	Retention	PPS	
\$APINVCE	110816	REIMBURSEMENT-LM EXPENSES	2,611.20				

157978	25/08/2016	RANDSTAD PTY LTD					7,876.34
--------	------------	------------------	--	--	--	--	----------

Payment Details							
Invoice Number			Amount	Discount	Retention	PPS	
\$APINVCE	RA2288547	LABOUR HIRE-M KIRK-W/E 07/08	745.50				
\$APINVCE	RA2295750	MOLLY KIRK W/E 14/8/16	627.79				
\$APINVCE	RA2298209	S GREENE W/E 14/8/16	1,416.89				
\$APINVCE	RA2291996	LABOUR HIRE-M BATHFIELD W/E 07/08	754.88				
\$APINVCE	RA2285188	LABOUR HIRE-MINNA ANSELL W/E 31/7/16	331.65				
\$APINVCE	RA2285054	LABOUR HIRE-THI HUYNH-W/E 31/7/16	331.65				
\$APINVCE	RA2284119	LABOUR HIRE W/E 31/7/16-S GREENE	1,475.28				
\$APINVCE	RA2291997	LABOUR HIRE-T HUYNH W/E 07/08	1,002.32				
\$APINVCE	RA2291170	LABOUR HIRE-S GREENE-W/E 07/08	1,190.38				

157979	25/08/2016	SHANNON DE BIE T/AS PRO SOUND PRODUCTIONS					440.00
--------	------------	---	--	--	--	--	--------

Payment Details							
Invoice Number			Amount	Discount	Retention	PPS	
\$APINVCE	00001448	SOUND/AV TECHNICIAN-MURIELS WEDDING	440.00				



Payment Details by Invoice

MUNICIPAL FUND

From Period 2 To Period 2 From Date 1/08/2016 To Date 31/08/2016

Cheque/EFT
Number

Payment Date Payee

Payment Amount

157980	25/08/2016	SEKURE PTY LTD							536.80
			<u>Invoice Number</u>	<u>Payment Details</u>	<u>Amount</u>	<u>Discount</u>	<u>Retention</u>	<u>PPS</u>	
\$APINVCE			7785	24HR ELEC OFF SITE MNTRING-20/6-19/10/16	134.20				
\$APINVCE			7786	MONITORING SECURITY SYSTEM	134.20				
\$APINVCE			7788	24HR ELEC OFF SITE MNTRING-20/6-19/10/16	134.20				
\$APINVCE			7789	MONITORING-COUNCIL HOUSE	134.20				
157981	25/08/2016	TOWN OF VICTORIA PARK							36,094.56
			<u>Invoice Number</u>	<u>Payment Details</u>	<u>Amount</u>	<u>Discount</u>	<u>Retention</u>	<u>PPS</u>	
\$APINVCE			22082016	PRKING FEE COLLECTION 4/8-17/8/16+INT@2%	36,094.56				
157982	25/08/2016	TRIEVENTS							1,200.00
			<u>Invoice Number</u>	<u>Payment Details</u>	<u>Amount</u>	<u>Discount</u>	<u>Retention</u>	<u>PPS</u>	
\$APINVCE			239879	BOND REFUND-HBF RUN FOR REASON-FORREST P	1,200.00				
157983	25/08/2016	VERNON AND HANNA PANEL BEATING							421.85
			<u>Invoice Number</u>	<u>Payment Details</u>	<u>Amount</u>	<u>Discount</u>	<u>Retention</u>	<u>PPS</u>	
\$APINVCE			5551	REPAIRS TO DAMAGED RH DOOR, IEVT-983	421.85				
157984	25/08/2016	WA LOCAL GOVT SUPER PLAN P/L							70,922.35
			<u>Invoice Number</u>	<u>Payment Details</u>	<u>Amount</u>	<u>Discount</u>	<u>Retention</u>	<u>PPS</u>	
\$APINVCE			92195-1908	PAYROLL DEDUCTION P/E 19/08/2016	70,922.35				
157985	25/08/2016	O'BRIEN GLASS INDUSTRIES LIMITED							170.90
			<u>Invoice Number</u>	<u>Payment Details</u>	<u>Amount</u>	<u>Discount</u>	<u>Retention</u>	<u>PPS</u>	
\$APINVCE			697560289	WINDSCREEN SINGLE REPAIR-CHIP X 1	170.90				
157986	25/08/2016	CLAYTON BLANCHARD							1,184.00
			<u>Invoice Number</u>	<u>Payment Details</u>	<u>Amount</u>	<u>Discount</u>	<u>Retention</u>	<u>PPS</u>	
\$APINVCE			20437-0808	REFUND BOND/SECURITY OPYMT-TOWN HALL	1,184.00				
157987	25/08/2016	FREMANTLE CHAMBER ORCHESTRA							1,000.00
			<u>Invoice Number</u>	<u>Payment Details</u>	<u>Amount</u>	<u>Discount</u>	<u>Retention</u>	<u>PPS</u>	
\$APINVCE			18929-0808	REFUND BOND TOWN HALL HIRE	1,000.00				



MUNICIPAL FUND



To Date 31/08/2016

Payment Amount

[illegible]

Payment Details by Invoice

MUNICIPAL FUND

From Period 2 To Period 2 From Date 1/08/2016 To Date 31/08/2016

Cheque/EFT
Number

Payment Date Payee

Payment Amount

157997	25/08/2016	FAT MAKI							130.00
		<u>Invoice Number</u>	<u>Payment Details</u>	<u>Amount</u>	<u>Discount</u>	<u>Retention</u>	<u>PPS</u>		
\$APINVCE		190816	REFUND-HEALTH APPLICATION NOT REQUIRED	130.00					
157998	25/08/2016	RISELEY VET							35.00
		<u>Invoice Number</u>	<u>Payment Details</u>	<u>Amount</u>	<u>Discount</u>	<u>Retention</u>	<u>PPS</u>		
\$APINVCE		76356	PATHOLOGY-FAECAL FLOAT IN HOUSE	35.00					
157999	25/08/2016	DANIEL RICHARDS							120.00
		<u>Invoice Number</u>	<u>Payment Details</u>	<u>Amount</u>	<u>Discount</u>	<u>Retention</u>	<u>PPS</u>		
\$APINVCE		220816	HEALTHY LIFESTYLE CONT-D RICHARDS	120.00					
158000	25/08/2016	STEPHEN SIMPSON							60.00
		<u>Invoice Number</u>	<u>Payment Details</u>	<u>Amount</u>	<u>Discount</u>	<u>Retention</u>	<u>PPS</u>		
\$APINVCE		270716	INFRINGEMENT REFUND 8226828-CANCELLED	60.00					
158001	25/08/2016	DAN RICHARDS							110.00
		<u>Invoice Number</u>	<u>Payment Details</u>	<u>Amount</u>	<u>Discount</u>	<u>Retention</u>	<u>PPS</u>		
\$APINVCE		220816	GLASSES CONTRIBUTION-D RICHARDS	110.00					
158002	25/08/2016	PSAROS PTY LTD							61.65
		<u>Invoice Number</u>	<u>Payment Details</u>	<u>Amount</u>	<u>Discount</u>	<u>Retention</u>	<u>PPS</u>		
\$APINVCE		22082016	REFUND-BSL FEE NOT REQUIRED	61.65					
158003	25/08/2016	FREYA SYMONS							120.00
		<u>Invoice Number</u>	<u>Payment Details</u>	<u>Amount</u>	<u>Discount</u>	<u>Retention</u>	<u>PPS</u>		
\$APINVCE		220815	HEALTHY LIFESTYLE CONT-F SYMONS	120.00					
158004	25/08/2016	FRANK PHANG							117.90
		<u>Invoice Number</u>	<u>Payment Details</u>	<u>Amount</u>	<u>Discount</u>	<u>Retention</u>	<u>PPS</u>		
\$APINVCE		050916	HEALTHY LIFESTYLE CONT- F PHANG	117.90					
158005	25/08/2016	RETRACON PTY LTD							2,000.00
		<u>Invoice Number</u>	<u>Payment Details</u>	<u>Amount</u>	<u>Discount</u>	<u>Retention</u>	<u>PPS</u>		
\$APINVCE		170816	SMALL BUSINESS GRANT2016-17-HONEY CREME	2,000.00					



Payment Details by Invoice

MUNICIPAL FUND

From Period 2 To Period 2 From Date 1/08/2016 To Date 31/08/2016

Cheque/EFT

Cheque/EFT Number	Payment Date	Payee	Invoice Number	Payment Details	Amount	Discount	Retention	PPS	Payment Amount
158006	25/08/2016	HEPATITIS WA			500.00				500.00
\$APINVCE			240681	BOND REFUND-RESERVE HIRE BOOKING	500.00				
158007	25/08/2016	SELF FUNDED RETIREMENT PLANNERS			177.27				177.27
\$APINVCE			170816	REFUND UNUSED DAYS SEPT 2016-REGAL PL CP	177.27				
158008	25/08/2016	JERA GORGON PTY LTD			15.00				15.00
\$APINVCE			190816	REFUND ACCESS CARD DEPOSIT-3051-PIER ST	15.00				
158009	25/08/2016	AMY HELM			85.00				85.00
\$APINVCE			240816	RFD VEHICLE RELEASE FEE-HIS MAJ CP	85.00				
158010	25/08/2016	SHIVANI BHASEEN & ANKUR BHASEEN			4.00				4.00
\$APINVCE			230816	RFD-POINT FRASER TICKET MACH FAULTY	4.00				
158011	25/08/2016	PEI HUA CHIANG			2.00				2.00
\$APINVCE			230816	RFD-TICKET MACHINE JAM-NOT ALL COINS REG	2.00				
158012	25/08/2016	MATTHEW & SUSAN MCCOMICK			120.00				120.00
\$APINVCE			220816A	HEALTHY LIFESTYLE-M MCCORMICK	120.00				
158013	25/08/2016	T C LAW			1,501.50				1,501.50
\$APINVCE			A1194828	RFD SENIORS REBATE-70/6 CAMPBELL ST WP	1,501.50				



Payment Details by Invoice

MUNICIPAL FUND

From Period 2 To Period 2 From Date 1/08/2016 To Date 31/08/2016

Cheque/EFT

Cheque/EFT Number	Payment Date	Payee	Invoice Number	Payment Details	Amount	Discount	Retention	PPS	Payment Amount
158014	31/08/2016	EUROPEAN FOODS PTY LTD							836.68
\$APINVOICE			1437790	BEVERAGES-L10 COUNCIL HOUSE	186.14				
\$APINVOICE			1439695	SUPPLY OF GROCERIES-DINING ROOM	292.86				
\$APINVOICE			1437814	CONSUMABLES-LEVEL 10 COUNCIL HOUSE	273.52				
\$APINVOICE			1437787	CONSUMABLES-L10 COUNCIL HOUSE	84.16				
158015	31/08/2016	METROCOUNT							550.00
\$APINVOICE			INV024173	100M PREMIUM ROAD TUBE	550.00				
158016	31/08/2016	RENT A FENCE PTY LTD							1,377.20
\$APINVOICE			00191453	HIRE OF FENCES-SNOW SLIDE 27/6-11/7	1,377.20				
158017	31/08/2016	ABLE WESTCHEM(BORVEK PTY LTD)							60.61
\$APINVOICE			489580	SUPPLY-HERCULES HD SOLV DETERGENT 25L	60.61				
158018	31/08/2016	TOTALLY WORKWEAR							1,614.35
\$APINVOICE			00032032	EASY WOLF NAVY	56.19				
\$APINVOICE			00032031	SOCKS BAMBOO	56.19				
\$APINVOICE			00032122	SUPPLY OF BAMBOO SOCKS	420.00				
\$APINVOICE			00031915	UNIFORM-TROUSERSX2-J PHILIPPIDIS	101.74				
\$APINVOICE			00032136	SUPPLY OF UNIFORM-MEN'S PANTS	101.74				
\$APINVOICE			00031937	SUPPLY 4 X RAIN PANTS	127.84				
\$APINVOICE			00032124	SUPPLY OF MENS&LADIES PANTS	395.66				
\$APINVOICE			00032123	SUPPLY OF MEN'S PANTS	152.61				
\$APINVOICE			00031936	SOCKS BAMBOO	90.00				
\$APINVOICE			00032030	EASY WOLF MENS POLO NAVY	112.38				
158019	31/08/2016	JCM AMERICAN CORPORATION T/AS JCM AUSTRALIA							5,016.00
\$APINVOICE			002985	SUPPLY CASHBOXES UBA PLASTIC	5,016.00				



MUNICIPAL FUND



From Period 2	To Period 2	From Date	To Date
		1/08/2016	31/08/2016

Cheque/EFT Number	Payment Date	Payee	Payment Amount			
158020	31/08/2016	MEGA VISION SOUND & LIGHTING				5,485.15
	\$APINVCE	<div>Invoice Number 00019071</div> <div>Payment Details THEME LIGHTING FOR SNOW SLIDE</div>	Amount 5,485.15	Discount	Retention	PPS
158021	31/08/2016	J.D ORGANICS PTY LTD				273.24
	\$APINVCE	<div>Invoice Number G069621</div> <div>Payment Details COW MANURE 30LT X 72</div>	Amount 273.24	Discount	Retention	PPS
158022	31/08/2016	CITY SUBARU				74,480.69
	\$APINVCE	<div>Invoice Number G012116</div> <div>Payment Details VEHICLE REGO-1GBF694/SS609</div>	Amount 444.40	Discount	Retention	PPS
	\$APINVCE	<div>Invoice Number G174727</div> <div>Payment Details NEW VEHICLE-1GBK529/LS765</div>	38,417.28			
	\$APINVCE	<div>Invoice Number G174727</div> <div>Payment Details VEHICLE REGO-1GBK529/LS765</div>	450.55			
	\$APINVCE	<div>Invoice Number G012116</div> <div>Payment Details NEW VEHICLE-1GBF694/SS609</div>	35,168.46			
158023	31/08/2016	INSTANT WASTE MANAGEMENT				198.00
	\$APINVCE	<div>Invoice Number 4185965</div> <div>Payment Details ROD EVANS - GREASE TRAP SERVICE</div>	Amount 198.00	Discount	Retention	PPS
158024	31/08/2016	DALLCON T/AS DALWALLINU CONCRETE				4,581.50
	\$APINVCE	<div>Invoice Number 00014472</div> <div>Payment Details 600MM LONG BARRIER KERBS X 140</div>	Amount 4,581.50	Discount	Retention	PPS
158025	31/08/2016	POOLWERX PERTH CITY				8,889.73
	\$APINVCE	<div>Invoice Number 3212-1</div> <div>Payment Details MNTNCE-FLORENCE HUMMERSTON WATER</div>	Amount 817.86	Discount	Retention	PPS
	\$APINVCE	<div>Invoice Number 3189-1</div> <div>Payment Details MNTNCE-LABYRINTH FORREST CHASE</div>	5,121.72			
	\$APINVCE	<div>Invoice Number 3229-1</div> <div>Payment Details MNTNCE-STIRLING GARDENS WATER FEATURE</div>	2,950.15			
158026	31/08/2016	BIDVEST				578.72
	\$APINVCE	<div>Invoice Number 135507466</div> <div>Payment Details SUPPLY OF GROCERIES-LVL 10</div>	Amount 385.79	Discount	Retention	PPS
	\$APINVCE	<div>Invoice Number 135627912</div> <div>Payment Details CONSUMABLES-COUNCIL HOUSE</div>	162.33			
	\$APINVCE	<div>Invoice Number 135520215</div> <div>Payment Details SUPPLY OF GROCERIES-DINING ROOM</div>	30.60			

MUNICIPAL FUND



To Date 31/08/2016

Payment Amount

BIN 381/16 PAYMENTS FROM MUNICIPAL AND TRUST FUNDS - AUGUST 2016						
158027	31/08/2016	QPS CLEANING				880.00
			<u>Invoice Number</u>	<u>Payment Details</u>	<u>Amount</u>	<u>Retention</u>
			00005156	CLEANING OF DEPOT-18/06-09/07	880.00	PPS
158028	31/08/2016	BIN BATH(AUSTRALIA)PTY LTD				447.04
			<u>Invoice Number</u>	<u>Payment Details</u>	<u>Amount</u>	<u>Retention</u>
			40306	CONCOURSE - BIN CLEANING 01/07	279.40	PPS
			40392	BIN CLEANING-13/07	167.64	
158029	31/08/2016	RORIE SPARE				1,344.00
			<u>Invoice Number</u>	<u>Payment Details</u>	<u>Amount</u>	<u>Retention</u>
			125	SECURITY CAMERA CLEANING 15&31 JULY	1,344.00	PPS
158030	31/08/2016	TENDERLINK.COM PTY LTD				550.00
			<u>Invoice Number</u>	<u>Payment Details</u>	<u>Amount</u>	<u>Retention</u>
			AU-209123	FIXED MONTHLY CHARGE-E TENDERS	550.00	PPS
158031	31/08/2016	ADELPHI TAILORING CO PTY LTD				89.33
			<u>Invoice Number</u>	<u>Payment Details</u>	<u>Amount</u>	<u>Retention</u>
			00036191	UNIFORM-T STOCKLEY	89.33	PPS
158032	31/08/2016	INSTANT PRODUCTS GROUP				435.90
			<u>Invoice Number</u>	<u>Payment Details</u>	<u>Amount</u>	<u>Retention</u>
			47383	POINT FRASER - TOILET FACILITY HIRE	435.90	PPS
158033	31/08/2016	COLORTECH SYSTEMS				1,089.00
			<u>Invoice Number</u>	<u>Payment Details</u>	<u>Amount</u>	<u>Retention</u>
			S-59111	REPAIR DENTS	990.00	PPS
			S-58847	VEHICLE REPAIRS-SS542	99.00	
158034	31/08/2016	G FORCE PRINTING				781.44
			<u>Invoice Number</u>	<u>Payment Details</u>	<u>Amount</u>	<u>Retention</u>
			53179	SWIMMING POOL INSPECTION REPORT BOOKS	424.49	PPS
			53082	PUBLIC BUILDING RISK ASSESSMENT BOOKS	356.95	

Payment Details by Invoice

MUNICIPAL FUND

From Period 2 To Period 2 From Date 1/08/2016 To Date 31/08/2016

Cheque/EFT
Number

Payment Date Payee

Payment Amount

158035 31/08/2016 PRACTICAL PRODUCTS BUILDING SERVICES 2,992.00

\$APINVCE 31/08/2016 25343 1 X SKOPE TME1000-A 2 DOOR DISPLAY 2,992.00 PPS

158036 31/08/2016 GREEN BUILDING COUNCIL OF AUST LTD 599.00

\$APINVCE 31/08/2016 315-130716 WELL TRAINING-PHIL RASO-15/8/16 599.00 PPS

158037 31/08/2016 IRON MOUNTAIN AUSTRALIA GROUP PTY LTD 3,954.12

\$APINVCE 31/08/2016 1130351649 RECORD STORAGE-18/06-22/07 9.59 PPS
 \$APINVCE 31/08/2016 1130337001 SECURE BIN SVCS-RECORDS 18/6-22/7 40.48
 \$APCREDIT 31/08/2016 1130334582 INV 1130316572 (286.00)
 \$APINVCE 31/08/2016 1130353268 SECURE BIN SVCS 18/06-22/07 20.24
 \$APCREDIT 31/08/2016 1130334583 INV 1130316574 (286.00)
 \$APINVCE 31/08/2016 580863AP2 COLLECTION AND STORAGE OF BACKUP TAPES 523.35
 \$APINVCE 31/08/2016 1130351232 RETENTION MGMT-RECORDS 0.88
 \$APINVCE 31/08/2016 1130337000 SECURE BIN SVC-18/06-22/07 PRINT ROOM 20.24
 \$APINVCE 31/08/2016 1130336999 SECURE BIN SVCS-HR 18/06-22/07 10.12
 \$APINVCE 31/08/2016 1130351254 OFFSIRE RECORDS-STORAGE 1,612.51
 \$APINVCE 31/08/2016 1130351231 LVL 7-DOCUMENT DESTRUCTION&RETENTION 2,288.71

158038 31/08/2016 DUNBAR SERVICES(WA) PTY LTD 270.40

\$APINVCE 31/08/2016 00093160 COMMERCIAL KITCHEN CLEANING 270.40 PPS

158039 31/08/2016 ADVANCED AUTOLOGIC 1,270.80

\$APINVCE 31/08/2016 00086895 WATER SOFTENER DESCALER 205LT 640.00 PPS
 \$APINVCE 31/08/2016 00086981 SOLVENT 170.80
 \$APINVCE 31/08/2016 00086829 BIO CLEAN TRUCK WASH 460.00

158040 31/08/2016 MATRIX PRODUCTIONS 973.51

\$APINVCE 31/08/2016 30414 ARTS BAR AV WORK 973.51 PPS



MUNICIPAL FUND



To Date 31/08/2016

Payee**Payment Amount**

158041	31/08/2016	NESPRESSO					2,017.00
			<u>Invoice Number</u>	<u>Payment Details</u>	<u>Amount</u>	<u>Retention</u>	<u>PPS</u>
			17738106	DESCALING KIT - DEPOT	95.00		
			17732347	COFFEE PODS - DEPOT	1,922.00		
158042	31/08/2016	DATA 3					49,214.89
			<u>Invoice Number</u>	<u>Payment Details</u>	<u>Amount</u>	<u>Retention</u>	<u>PPS</u>
			01544577	MICROSOFT OFFICE PROJECT STANDARD	1,107.19		
			01544576	MICROSOFT OFFICE PROJECT & ACROBAT	1,468.35		
			01544575	ADOBE ACROBAT STANDARD	291.30		
			01540780	CISCO CATALYST 3850 24 PORT POE LAN BASE	16,776.08		
			01544574	CISCO UNIFIED IP PHONE	5,541.80		
			01540247	MICROSOFT OFFICE PROJECT LICENCE	12,238.38		
			01546485	OFFICE PROJECT STANDARD X 1	815.89		
			01545605	SUPPLY-LED COMMERCIAL DISPLAY	8,285.11		
			01544849	MICROSOFT OFFICE VISIO STANDARD	361.16		
			01540248	SUPPLY-MICROSOFT VISIO PROF X 1	697.85		
			01544850	MICROSOFT OFFICE PROJECT	1,631.78		
158043	31/08/2016	OCTAGON-BKG LIFTS					1,135.45
			<u>Invoice Number</u>	<u>Payment Details</u>	<u>Amount</u>	<u>Retention</u>	<u>PPS</u>
			00012570	TOWN HALL - DUMB WATER MAINTENANCE	1,135.45		
158044	31/08/2016	TECHNIWORKS ACTION LEARNING PTY LTD					8,071.25
			<u>Invoice Number</u>	<u>Payment Details</u>	<u>Amount</u>	<u>Retention</u>	<u>PPS</u>
			3969	RECORDKEEPING TRNG LMS-ELMS WEBHOSTING	8,071.25		
158045	31/08/2016	OPTIMA PRESS					2,581.70
			<u>Invoice Number</u>	<u>Payment Details</u>	<u>Amount</u>	<u>Retention</u>	<u>PPS</u>
			91506	PRINTING-CITIPLACE CHILD CARE FOLDERS	1,928.30		
			91507	PRINTING CITIPLACE CHILD CARE POSTCARDS	653.40		
158046	31/08/2016	OPUS INTERNATIONAL CONSULTANTS(PCA) LTD					3,850.00
			<u>Invoice Number</u>	<u>Payment Details</u>	<u>Amount</u>	<u>Retention</u>	<u>PPS</u>
			00054564	WELLINGTON STR 2B - RSA APPOINTMENT	3,850.00		

MUNICIPAL FUND



TRIM 159211/16 MN 381/16 PAYMENTS FROM MUNICIPAL AND TRUST FUNDS – AUGUST 2016

From Period 2		To Period 2		From Date	1/08/2016	To Date	31/08/2016	CITY of PERTH	
Cheque/EFT Number	Payment Date	Payee							Payment Amount
158047	31/08/2016	LLOYD GEORGE ACCOUSTICS PTY LTD							2,640.00
	\$APINVCE		<u>Invoice Number</u>	<u>Payment Details</u>				<u>Amount</u>	<u>PPS</u>
			00004025	NOISE MONITORING SVCS06/06				2,640.00	
158048	31/08/2016	ROSMECH SALES AND SERVICE PTY LTD							2,243.72
			<u>Invoice Number</u>	<u>Payment Details</u>				<u>Amount</u>	<u>PPS</u>
	\$APINVCE		80519	LIFT RAM RS356				653.83	
	\$APINVCE		80489	SNORKLE SEAL X 4 - RS356/7				662.07	
	\$APINVCE		80326	SPRAY CONTROL VALVES X 3, RS356/7				927.82	
158049	31/08/2016	DESIGN EDGE							1,692.90
			<u>Invoice Number</u>	<u>Payment Details</u>				<u>Amount</u>	<u>PPS</u>
	\$APINVCE		6706	CUT 20MM ACRYLIC CURVES				1,692.90	
158050	31/08/2016	THE TRUSTEE FOR AISAT INSTRUMENTS(RETAIL) UNIT							121.00
			<u>Invoice Number</u>	<u>Payment Details</u>				<u>Amount</u>	<u>PPS</u>
	\$APINVCE		334769	REPLACEMENT HOUR METER - RS155				121.00	
158051	31/08/2016	PHENOMENON EVENT SERVICES PTY LTD							737.00
			<u>Invoice Number</u>	<u>Payment Details</u>				<u>Amount</u>	<u>PPS</u>
	\$APINVCE		8793	SAND BAG-SNOW SLIDE JULY 2016				737.00	
158052	31/08/2016	THE BBQ MAN							577.50
			<u>Invoice Number</u>	<u>Payment Details</u>				<u>Amount</u>	<u>PPS</u>
	\$APINVCE		1568	BBQ CLEANING 27/07				577.50	

Payment Details by Invoice

MUNICIPAL FUND

From Period 2 To Period 2 From Date 1/08/2016 To Date 31/08/2016

Cheque/EFT
Number

Payment Date Payee

Payment Amount

158053	31/08/2016	OFFICE MILK SUPPLIES				2,740.54
--------	------------	----------------------	--	--	--	----------

		<u>Invoice Number</u>	<u>Payment Details</u>	<u>Amount</u>	<u>Discount</u>	<u>Retention</u>	<u>PPS</u>
\$APINVCE		70873	MILK SUPPLIES - CPP	274.56			
\$APINVCE		70789	MILK SUPPLIES - LOWER GROUND	384.51			
\$APINVCE		70791	SUPPLY OF MILK-LVL 1	147.84			
\$APINVCE		70794	SUPPLY OF MILK-LVL 4	291.77			
\$APINVCE		70950	SUPPLY OF DAIRY-CITIPLACE CHILDCARE	512.40			
\$APINVCE		70802	SUPPLY OF MILK-SURVEILLANCE CNTR	154.44			
\$APINVCE		70797	SUPPLY OF MILK-LVL 7	200.86			
\$APINVCE		70798	SUPPLY OF MILK-LVL 8 C/HSE	83.20			
\$APINVCE		70949	SUPPLY OF MILK-REST CENTRE	81.22			
\$APINVCE		70793	SUPPLY OF MILK-LVL 5	202.40			
\$APINVCE		70970	SUPPLY OF MILK-TECH SVCS	37.44			
\$APINVCE		70799	SUPPLY OF MILK-LVL 10	219.60			
\$APINVCE		70801	SUPPLY OF MILK-CLS	73.02			
\$APINVCE		70800	SUPPLY OF MILK-CLS	77.28			
158054	31/08/2016	CARTRIDGE WORLD WEMBLEY				320.00	

	<u>Invoice Number</u>	<u>Payment Details</u>	<u>Amount</u>	<u>Discount</u>	<u>Retention</u>	<u>PPS</u>
\$APINVCE	11356	SUPPLY STAR LC24-30 RIBBON-CPP	320.00			

158055	31/08/2016	WASTE MANAGEMENT ASSOCIATION OF AUSTRALIA				1,470.00
--------	------------	---	--	--	--	----------

	<u>Invoice Number</u>	<u>Payment Details</u>	<u>Amount</u>	<u>Discount</u>	<u>Retention</u>	<u>PPS</u>
\$APINVCE	10005936	WASTE SA 2016 CONFERENCE-N AHERN	1,470.00			

158056	31/08/2016	WESTBOOKS				1,760.58
--------	------------	-----------	--	--	--	----------

	<u>Invoice Number</u>	<u>Payment Details</u>	<u>Amount</u>	<u>Discount</u>	<u>Retention</u>	<u>PPS</u>
\$APINVCE	279237	JUNIOR BOOKS - LIBRARY	1,275.06			
\$APINVCE	279379	BOOKS - LIBRARY	206.87			
\$APINVCE	279591	SUPPLY OF LIBRARY STOCK	278.65			



Payment Details by Invoice

MUNICIPAL FUND

From Period 2 To Period 2 From Date 1/08/2016 To Date 31/08/2016

Cheque/EFT
Number

Payment Date Payee

Payment Amount

158057 31/08/2016 THYSSENKRUPP ELEVATOR AUSTRALIA PTY LTD 12,772.55

Invoice Number		Payment Details		Amount	Discount	Retention	PPS
\$APINVCE	8067001200	LIFT MAINT-JULY 16-REGAL PL CP		1,414.96			
\$APINVCE	8067001196	LIFT MAINT-JULY 16-CULTURAL CNTR CP		1,133.46			
\$APINVCE	8067001193	LIFT MAINT-JULY 16-PIER ST CP		2,205.59			
\$APINVCE	8067001195	LIFT MAINT-JULY 16-CONCERT HALL CP		1,158.21			
\$APINVCE	8067001192	LIFT MAINT-JULY 16-MAYFAIR ST CP		895.59			
\$APINVCE	8067001198	LIFT MAINT-JULY 16-HIS MAJESTY'S CP		1,544.95			
\$APINVCE	8067001199	LIFT MAINT-JULY 16-ROE ST CP		960.11			
\$APINVCE	8067001197	LIFT MAINT-JULY 16-CITIPLACE CP		1,539.54			
\$APINVCE	8067001194	LIFT MAINT-JULY 16-ELDER ST CP		1,920.14			

158058 31/08/2016 A NOBLE & SON LTD 92.25

Invoice Number		Payment Details		Amount	Discount	Retention	PPS
\$APINVCE	SIN135968	SWIVEL HOOK,BOW SHACKLE & SLINGS		92.25			

158059 31/08/2016 PERTH TRAINING CENTRE(PTC) 300.00

Invoice Number		Payment Details		Amount	Discount	Retention	PPS
\$APINVCE	06650	COURSE FEE-J WEBB 21/07-CONFINED SPACE		300.00			

158060 31/08/2016 ADVANCED DOCUMENT SOLUTIONS 310.83

Invoice Number		Payment Details		Amount	Discount	Retention	PPS
\$APINVCE	95179	COPY KIT INC TONER-METER 474879		310.83			

158061 31/08/2016 QED ENVIRONMENTAL SERVICES 2,299.00

Invoice Number		Payment Details		Amount	Discount	Retention	PPS
\$APINVCE	230014	ASBESTOS CONSULTANCY SERVICES-PIER ST CP		2,299.00			

158062 31/08/2016 GLOBAL AUTOCOAT PTY LTD 2,142.57

Invoice Number		Payment Details		Amount	Discount	Retention	PPS
\$APINVCE	315224	SUPPLY-SUPER ETCH,FILLER,HARDENER.		642.48			
\$APINVCE	315778	SUPPLY-2K WHITE,HARDENER,PRIMER		535.17			
\$APINVCE	316045	SUPPLY LESONAL HARDENER&WHITE		308.00			
\$APINVCE	315203	SANDING DISCS,2K,THINNERS		656.92			



CITY of PERTH

Payment Details by Invoice

MUNICIPAL FUND

From Period 2 To Period 2 From Date 1/08/2016 To Date 31/08/2016

Cheque/EFT
Number

Payment Date Payee

Payment Amount

158063 31/08/2016 ALINTA GAS 1,512.25

\$APINVCE Invoice Number 839000448 Payment Details CHARGES-GAS-A/160 HAY ST EAST PTH Amount 1,512.25 PPS Retention

158064 31/08/2016 TYRES 4U PTY LTD 4,978.01

Invoice Number	Payment Details	Amount	Discount	Retention	PPS
\$APINVCE XX352371	TURNING TYRES ON RIM	132.00			
\$APINVCE XX352236	PUNCTURE REPAIR-PV170	72.60			
\$APINVCE XX352277	FITTING/PUNCTURE REPAIR-GM305	35.75			
\$APINVCE XX352370	TURNING TYRES ON RIM	176.00			
\$APINVCE XX353880	REPLACEMENT TYRES X2 - RS153	372.90			
\$APINVCE XX351404	BRAND NEW TYRES	1,462.12			
\$APINVCE XX350735	SUPPLY 2 X NEW TYRES RS153	359.70			
\$APINVCE XX351627	FIT TYRE/DISPOSAL-RT158	66.00			
\$APINVCE XX353879	REPLACEMENT TYRES - RS155	186.45			
\$APINVCE XX353531	BRAND NEW TYRES	1,428.90			
\$APINVCE XX351401	BRAND NEW TYRES	627.84			
\$APINVCE XX350762	PUNCTURE REPAIR-SS572	57.75			

158065 31/08/2016 LOCAL GOVERNMENT MANAGERS AUST WA DIV INC 2,500.00

Invoice Number	Payment Details	Amount	Discount	Retention	PPS
\$APINVCE 2.824	YPN BREAKFAST-J SPLATT	50.00			
\$APINVCE 2.822	YPN BREAKFAST-T MCMULLAN	50.00			
\$APINVCE 2.821	YPN BREAKFAST-B FITZPATRICK	50.00			
\$APINVCE 2.767	IGNITE PROGRAM 1-3/8/16	2,300.00			
\$APINVCE 2.823	YPN BREAKFAST-A WHYTE	50.00			

158066 31/08/2016 ECOLO WA 250.25

\$APINVCE Invoice Number 00014115 Payment Details LOAD DOCK - BIN ROOM ODOUR MAINTENANCE Amount 250.25 PPS Retention

158067 31/08/2016 NULSEN HAVEN ASSOCIATION 4,537.50

\$APINVCE Invoice Number 004324 Payment Details 50% SPONSORSHIP Amount 4,537.50 PPS Retention



Payment Details by Invoice

MUNICIPAL FUND

From Period 2 To Period 2 From Date 1/08/2016 To Date 31/08/2016

Cheque/EFT

Number Payment Date Payee Payment Amount

158068 31/08/2016 FOR THE COFFEE TABLE 674.20

Invoice Number	Payment Details	Amount	Discount	Retention	PPS
\$APINVCE 00084796	SUPPLY OF BISCUITS-DINING ROOM	257.15			
\$APINVCE 00085000	SUPPLY OF BISCUITS-DINING ROOM	417.05			

158069 31/08/2016 MULTILEC ENGINEERING 330.00

Invoice Number	Payment Details	Amount	Discount	Retention	PPS
\$APINVCE 00009850	REGAL PL. SERVICE GOODS HOIST	330.00			

158070 31/08/2016 ALTFORM PTY LTD 11,862.40

Invoice Number	Payment Details	Amount	Discount	Retention	PPS
\$APINVCE 00717007	SUPPLY 4 X PMD-EWL-2	11,862.40			

158071 31/08/2016 FABRICATION & MAINTENANCE SERVICES 11,064.90

Invoice Number	Payment Details	Amount	Discount	Retention	PPS
\$APINVCE 212215	REMOVAL REDUNDANT MATERIALS PIER ST CP	2,149.40			
\$APINVCE 00000789	CLEAR STORE CP46	1,931.60			
\$APINVCE 00000787	MANUFACTURE TVX POLE CAPS	3,267.00			
\$APINVCE 00000793	CP 46 DAMAGED MESH PANEL REPAIR	1,402.50			
\$APINVCE 00000785	PCEC HAND RAIL REPAIR	864.60			
\$APINVCE 00000786	LIGHT WEIGHT COVER REPAIR CP#6	1,051.60			
\$APINVCE 00000788	REPAIRS TO MESH PANEL CP56	398.20			

158072 31/08/2016 FESA DBA MONITORING 17,632.80

Invoice Number	Payment Details	Amount	Discount	Retention	PPS
\$APINVCE 36340	DFES ANNUAL MONITORING-16/17-ELDER ST CP	1,763.28			
\$APINVCE 36346	DFES ANNUAL MONITORING 2016/17-CP16	1,763.28			
\$APINVCE 36344	DFES ANNUAL MONITORING 16/17 CP 16	1,763.28			
\$APINVCE 36339	DFES ANNUAL MONITORING 2016/17-CP8	1,763.28			
\$APINVCE 35528	DFES ANNUAL MONITORING 16/17 C/HSE	1,763.28			
\$APINVCE 36336	DFES ANNUAL MONITORING-16/17 PTH GAS CNT	1,763.28			
\$APINVCE 36337	DFES ANNUAL MONITORING 16/17 TOWN HALL	1,763.28			
\$APINVCE 36343	DFES ANNUAL MONITORING 2016/17-GARAGE CP	1,763.28			
\$APINVCE 36338	DFES ANN MONITORING-16/17-FORREST PL CP	1,763.28			
\$APINVCE 36345	DFES ANNUAL MONITORING 2016/17-CP5	1,763.28			



Payment Details by Invoice

MUNICIPAL FUND

From Period 2 To Period 2 From Date 1/08/2016 To Date 31/08/2016

Cheque/EFT
Number

Payment Date Payee

Payment Amount

158073	31/08/2016	ENVIROPATH PTY LTD T/ AS SPOT'S ALL SURFACE							31,025.76
		<u>Invoice Number</u>	<u>Payment Details</u>	<u>Amount</u>	<u>Discount</u>	<u>Retention</u>	<u>PPS</u>		
	\$APINVCE	2177	SUPPLY 1 X JOYSTICK	1,683.00					
	\$APINVCE	2178	SUPPLY FUEL CAP	187.00					
	\$APINVCE	2181	CLEANING-VARIOUS LOCATIONS JULY16	29,155.76					
158074	31/08/2016	HARRIS FAMILY TRUST							3,312.54
		<u>Invoice Number</u>	<u>Payment Details</u>	<u>Amount</u>	<u>Discount</u>	<u>Retention</u>	<u>PPS</u>		
	\$APINVCE	1-1218	GOLD ROLL-FORM A4 FRAME	3,312.54					
158075	31/08/2016	KINGMAN VISUAL							6,809.00
		<u>Invoice Number</u>	<u>Payment Details</u>	<u>Amount</u>	<u>Discount</u>	<u>Retention</u>	<u>PPS</u>		
	\$APINVCE	00033169	SUPPLY&INSTALL FABRICATED PLAQUE	3,294.50					
	\$APINVCE	00033170	SUPPLY&INSTALL FABRICATED PLAQUE ORE OBE	3,514.50					
158076	31/08/2016	SOUTHERN CROSS PROTECTION PTY LTD							919.14
		<u>Invoice Number</u>	<u>Payment Details</u>	<u>Amount</u>	<u>Discount</u>	<u>Retention</u>	<u>PPS</u>		
	\$APINVCE	817221	COUNCIL HOUSE - SECURITY PATROLS	919.14					
158077	31/08/2016	ALTRONICS PTY LTD							31.98
		<u>Invoice Number</u>	<u>Payment Details</u>	<u>Amount</u>	<u>Discount</u>	<u>Retention</u>	<u>PPS</u>		
	\$APINVCE	1131427	ELECTRICAL COMPONENTS	31.98					
158078	31/08/2016	COMMITTEE FOR PERTH							175.00
		<u>Invoice Number</u>	<u>Payment Details</u>	<u>Amount</u>	<u>Discount</u>	<u>Retention</u>	<u>PPS</u>		
	\$APINVCE	00001600	MEMBER TICKET-PERTH IN FOCUS DLM LIMNIOS	175.00					
158079	31/08/2016	SPIRIT EVENTS & ENTERTAINMENT							12,087.90
		<u>Invoice Number</u>	<u>Payment Details</u>	<u>Amount</u>	<u>Discount</u>	<u>Retention</u>	<u>PPS</u>		
	\$APINVCE	00000861	PROVISION OF STAFF-SNOW SLIDE 2/7-17/7	8,022.30					
	\$APINVCE	00000862	PROVISION OF STAFF-SNOW SLID 17/7	4,065.60					



Payment Details by Invoice

MUNICIPAL FUND

From Period 2 To Period 2 From Date 1/08/2016 To Date 31/08/2016

Cheque/EFT
Number

Payment Date Payee

Payment Amount

158080 31/08/2016 BOTANICAL BLOOMS 2,864.46

Invoice Number	Payment Details	Amount	Discount	Retention	PPS
\$APINVCE 00000634	FLOWERS LM OFF/RECPTN & TABLE CNTR	711.47			
\$APINVCE 00000633	FLOWERS-LM OFF/RECPTN & DINNING RM	683.42			
\$APINVCE 00000631	FLOWERS-LM OFF/RCPTN&TABLE SETTINGSX7	939.40			
\$APINVCE 00000632	FLOWERS-LM & DLM OFFICES	530.17			

158081 31/08/2016 TRUCK CENTRE (WA) PTY LTD 115.45

Invoice Number	Payment Details	Amount	Discount	Retention	PPS
\$APINVCE 1451929-01	ASSORTED DASH GLOBES - LT254	76.56			
\$APINVCE 59-000001	AIR BAG ACTUATOR SWITCH - LT254	38.89			

158082 31/08/2016 ABNOTE AUSTRALASIA PTY LTD 264.00

Invoice Number	Payment Details	Amount	Discount	Retention	PPS
\$APINVCE IN00152189	SET UP NEW ACCESS CARD TEMPLATE	264.00			

158083 31/08/2016 OCE-AUSTRALIA LTD 117.59

Invoice Number	Payment Details	Amount	Discount	Retention	PPS
\$APINVCE 1375898	TCS4SA RECORDS SCANNER MNTNCE-JULY 16	117.59			

158084 31/08/2016 SUNNY INDUSTRIAL BRUSHWARE 6,352.50

Invoice Number	Payment Details	Amount	Discount	Retention	PPS
\$APINVCE 00014005	GUTTER RBOOM	1,155.00			
\$APINVCE 00013912	BRUSHWARE- RS153-156, RS356/7	1,760.00			
\$APINVCE 00013889	BRUSHWARE - RS356/7	600.60			
\$APINVCE 00013964	BRUSHWARE-RS153 & RS356/7	1,566.40			
\$APINVCE 00013905	BRUSHWARE-RS356/7	462.00			
\$APINVCE 00013883	BRUSHWARE-RS356/7, RS153-156	808.50			



Payment Details by Invoice

MUNICIPAL FUND

From Period 2 To Period 2 From Date 1/08/2016 To Date 31/08/2016

Cheque/EFT
Number

Payment Date Payee

Payment Amount

158085 31/08/2016 EOS ELECTRICAL 15,203.25

		Invoice Number	Payment Details	Amount	Discount	Retention	PPS
\$APINVCE		00004395	ELECTRICAL WORKS-FORREST PL 14/07	143.81			
\$APINVCE		00004450	ELECTRICAL WORKS-WELLINGTON ST WO119071	467.14			
\$APINVCE		00004152	ELECTRICAL WORKS-WEST FACING 250W PYROS	255.10			
\$APINVCE		00004455	ELECTRICAL WORKS-WELLINGTON ST WO119077	465.64			
\$APINVCE		00004392	ELECTRICAL MNTNCE-DOWNLIGHTS	301.94			
\$APINVCE		00004396	GENERAL ELECT MNTNCE	565.82			
\$APINVCE		00004230	ELECTRICAL WORKS-WELLINGTON ST 05/07	255.10			
\$APINVCE		00004462	BOLLARD REPAIRS-MSM ENTRY	296.37			
\$APINVCE		00004283	MSM DAMAGED CONDUIT WO 118248	143.81			
\$APINVCE		00004251	ELECTRICAL REPAIRS-WILLIAM ST	7,151.39			
\$APINVCE		00004231	ELECTRICAL WORKS-WELLINGTON ST 13/6	2,148.75			
\$APINVCE		00004360	ELECTRICAL MNTNCE-LIGHTS	205.28			
\$APINVCE		00004151	ELECTRICAL WORKS-3RD POLE WEST OUT 16/6	687.63			
\$APINVCE		00004393	GENERAL ELECT MNTNCE	71.91			
\$APINVCE		00004456	ELECTRICAL WORKS-WO119078 WELLINGTON ST	255.10			
\$APINVCE		00004362	ELECTRICAL WORKS-MSM WO117728	820.91			
\$APINVCE		00004309	ELECTRICAL WORKS-GRAND LANE 29/06	71.91			
\$APINVCE		00004314	ENERGISE OUTLETS ON BENCHES AT INFO KIOS	143.81			
\$APINVCE		00004310	ELECTRICAL WORKS-HSM WO116630	301.94			
\$APINVCE		00004361	GENERAL ELECT MNTNCE	301.94			
\$APINVCE		00004394	MSM 4 & 21 DOWNLIGHTS OUT	147.95			
				1,724.80			

158086 31/08/2016 MANHEIM PTY LTD 1,724.80

		Invoice Number	Payment Details	Amount	Discount	Retention	PPS
\$APINVCE		5505638727	ABANDONED VEHICLE-SALVAGE AUCTION	1,724.80			

158087 31/08/2016 DRAINFLOW SERVICES PTY LTD 1,276.00

		Invoice Number	Payment Details	Amount	Discount	Retention	PPS
\$APINVCE		108635	LOAD DOCK - MONTHLY PUMP CLEAN-28/7/16	1,276.00			



CITY of PERTH

Payment Details by Invoice

MUNICIPAL FUND

From Period 2 To Period 2 From Date 1/08/2016 To Date 31/08/2016

Cheque/EFT
Number

Payment Date Payee

Payment Amount

158088	31/08/2016	COVS PARTS PTY LTD				1,465.44
--------	------------	--------------------	--	--	--	----------

		<u>Invoice Number</u>	<u>Payment Details</u>	<u>Amount</u>	<u>Discount</u>	<u>Retention</u>	<u>PPS</u>
\$APINVCE		7713742	SUPPLY OF OIL FILTERS	134.01			
\$APINVCE		7741184	AIR FILTER-RS155/6	78.73			
\$APINVCE		7774714	FUEL FILTER, DRI-LUBE & SPARK PLUGS	88.46			
\$APINVCE		7739466	FAN BELT DAYCO-RS154	14.92			
\$APINVCE		7739459	FAN BELTS - RS154	14.92			
\$APINVCE		7739465	FAN BELT DAYCO-RS154	14.92			
\$APINVCE		7746643	FLEETGUARD FILTER	318.67			
\$APINVCE		7700150	AIR FILTER-RS155/6	78.73			
\$APINVCE		7764675	AIR DRILL & RIVET GUN	307.92			
\$APINVCE		7701310	SUPPLY FILTERS - RS155/6	92.64			
\$APINVCE		7696277	HIGH TEMP BEARING GREASE	321.52			
158089	31/08/2016	ANSTAT PTY LTD				722.49	

		<u>Invoice Number</u>	<u>Payment Details</u>	<u>Amount</u>	<u>Discount</u>	<u>Retention</u>	<u>PPS</u>
\$APINVCE		02LP-67698	SE2190 - AUST/NZ FOOD STANDARDS CODE	284.78			
\$APINVCE		02LP-67699	SE2195 - FSANZ CD FOOD STANDARDS CODE	437.71			

158090	31/08/2016	FORCH PTY LTD				202.40	
--------	------------	---------------	--	--	--	--------	--

		<u>Invoice Number</u>	<u>Payment Details</u>	<u>Amount</u>	<u>Discount</u>	<u>Retention</u>	<u>PPS</u>
\$APINVCE		6718	SUPPLY-HEAT SHRINK JOINERS/CRIMP	202.40			



Payment Details by Invoice

MUNICIPAL FUND

From Period 2 To Period 2 From Date 1/08/2016 To Date 31/08/2016

Cheque/EFT
Number

Payment Date Payee

158091 31/08/2016 GILMOUR & JOOSTE ELECTRICAL 40,456.57

Invoice Number	Payment Details	Amount	Discount	Retention	PPS
\$APINVCE 20170284	ELECTRICAL WORKS-C/HSE	325.78			
\$APINVCE 20170014	ELECTRICAL REPAIRS-TERRACE RD CP	422.08			
\$APINVCE 20170163	ELECTRICAL REPAIRS-CNCL HSE	146.45			
\$APINVCE 20170365	ELECTRICAL WKS-PIER ST CP 25/07	368.42			
\$APINVCE 20170363	ELECTRICAL REPAIRS-PIAZZA COMM	141.46			
\$APINVCE 20170066	ELECTRICAL MNTNCE-CITIPLACE CP	424.37			
\$APINVCE 20170337	ELECTRICAL MNTNCE-ROD EVANS	1,842.31			
\$APINVCE 20170319	ELECTRICAL REPAIR-COUNCIL HSE LVL 5	156.43			
\$APINVCE 20170095	ELECTRICAL REPAIRS-LVL 4 CNCL HSE	71.93			
\$APINVCE 20170096	ELECTRICAL REPAIRS-CNCL HSE	153.44			
\$APINVCE 20170260	ELECTRICAL WORKS-C/HSE 18/07	153.66			
\$APINVCE 20170190	ELECTRICAL WORKS-CONCERT HALL CP	295.12			
\$APINVCE 20170459	ELECTRICAL WKS-STATE LIB CP 4/7	2,322.67			
\$APINVCE 20170385	ELECTRICAL MNTNCE-CITIPLACE CP	1,065.64			
\$APINVCE 20170252	ELECTRICAL WORKS-CULTURAL CNTR CP 15/07	282.92			
\$APINVCE 20170031	ELECTRICAL REPAIRS-GRD FLR CNCL HSE	539.70			
\$APINVCE 20170410	ELECT MNTNCE-COUNCIL HSE	173.39			
\$APINVCE 20170027	ELECTRICAL REPAIRS-DEPOT W/SHOP	325.40			
\$APINVCE 20170370	ELECTRICAL WKS-CONCERT HALL CP 25/7	565.84			
\$APINVCE 20170239	LED SOLAR LIGHT-COUNCIL HSE	754.11			
\$APINVCE 20170228	ABRAHAMS - INVESTIGATE LIGHTING	141.46			
\$APINVCE 20170317	ELECTRICAL MNTNCE-TERRACE RD CP	314.60			
\$APINVCE 20170285	ELECTRICAL WORKS-C/HSE 19/7	149.15			
\$APINVCE 20170164	ELECTRICAL WORKS-STATE LIB CP 13/07	1,012.29			
\$APINVCE 20170062	ELECTRICAL REPAIRS-LANGLEY PK PUB TLTS	282.92			
\$APINVCE 20170461	ELECT MNTNCECOUNCIL HSE	212.24			
\$APINVCE 20170026	ELECTRICAL REPAIRS-LVL4 CNCL HSE	559.53			
\$APINVCE 20170165	ELECTRICAL WORKS-PIER ST CP 11&13/07	935.19			
\$APINVCE 20170102	ELECTRICAL REPAIRS-CNCL HSE	5,904.38			
\$APINVCE 20170222	ELECTRICAL WORKS-REGAL PL CP 18/07	492.81			
\$APINVCE 20170196	ELECTRICAL WORKS-CULTURAL CNTR CP 13/7	426.85			
\$APINVCE 20170122	ELECTRICAL REPAIRS-CNCL HSE BASEMENT	1,409.76			
\$APINVCE 20170024	REPAIRS - LANGLEY PARK PUBLIC WC	210.45			
\$APINVCE 20170189	ELECTRICAL WORKS-STATE LIB CP 13/07	224.39			

Payment Amount

40,456.57



Payment Details by Invoice

MUNICIPAL FUND

From Period 2 To Period 2 From Date 1/08/2016 To Date 31/08/2016

Cheque/EFT
Number

Payment Amount

\$APINVCE	20170103	ELECTRICAL REPAIRS-CNCL HSE	645.92
\$APINVCE	20170176	TOWN HALL - UNPLANNED MAINTENANCE 12/07	70.73
\$APINVCE	20170195	ELECTRICAL WORKS-C/HOUSE 18/07	153.44
\$APINVCE	20170367	ELECTRICAL WKS-ROE ST CP 26/7	392.72
\$APINVCE	20170099	ELECTRICAL REPAIRS-CITIPLACE CP	212.19
\$APINVCE	20170405	ELECTRICAL WKS-PIER ST CP 24/7	282.91
\$APINVCE	20170213	ELECTRICAL REPAIR-COUNCIL HSE	330.05
\$APINVCE	20170063	ELECTRICAL REPAIRS-PIER ST CP	353.65
\$APINVCE	20170082	C/HOUSE - UNPLANNED MAINTENANCE 05/07	840.71
\$APINVCE	20170398	ELECT MNTNCE-TOWN HALL	1,961.70
\$APINVCE	20170366	ELECTRICAL WKS-STATE LIB CP 26/7	673.49
\$APINVCE	20170290	ELECTRICAL WORKS-QUEENS GDNS 19/7	499.65
\$APINVCE	20170288	ELECTRICAL WORKS-CONCERT HALL 20/7	228.79
\$APINVCE	20170383	ELECTRICAL WKS-CONCERT HALL CP 22/07	150.17
\$APINVCE	20170125	ELECTRICAL REPAIRS-CNCL HSE	565.84
\$APINVCE	20170227	ELECTRICAL WKS-TERRACE RD CP 19/7	1,144.84
\$APINVCE	20170057	ELECTRICAL WORKS-SURVEILLANCE 04/07	887.68
\$APINVCE	20170528	ELECTRICAL WORKS-TOWN HALL LIGHTING	2,634.78
\$APINVCE	20170036	ELECTRICAL REPAIRS-LAKE VASCO	70.73
\$APINVCE	20170473	ELECT MNTNCE-COUNCIL HSE	151.95
\$APINVCE	20170529	ELECTRICAL WORKS-TOWN HALL	2,098.33
\$APINVCE	20170399	ELECTRICAL REPAIR-FORREST PL LOADING DOC	394.60
\$APINVCE	20170238	ELECTRICAL MNTNCE-LIBRARY	141.46
\$APINVCE	20170101	ELECTRICAL REPAIRS-COUNCIL HSE	2,053.07
\$APINVCE	20170226	ELECTRICAL MNTNCE-LANGLEY PK TOILETS	567.37
\$APINVCE	20170442	ELECT MNTNCE-COUNCIL HSE	142.66
158092	31/08/2016	THE TRUSTEE FOR SMYTH FAMILY TRUST	1,160.00
\$APINVCE	337	BALLOON ARTISTRY X 4	1,160.00
158093	31/08/2016	CAFE CORPORATE	366.00
\$APINVCE	157925	COFFEE FOR LEVEL 6-COUNCIL HOUSE	366.00

Invoice Number	Payment Details	Amount	Discount	Retention	PPS
337	BALLOON ARTISTRY X 4	1,160.00			

Invoice Number	Payment Details	Amount	Discount	Retention	PPS
157925	COFFEE FOR LEVEL 6-COUNCIL HOUSE	366.00			



MUNICIPAL FUND



From Period 2	To Period 2	From Date	To Date
		1/08/2016	31/08/2016

Cheque/EFT
Number

Number	Payment Date	Payee	Payment Amount			
158094	31/08/2016	AUSTRALIAN HOTELS ASSOC, WESTERN AUSTRALIA				5,340.50
	\$APINVOICE	<u>Invoice Number</u> 00041550	<u>Payment Details</u> 2016 AHA GALA BALL-SPONSORSHIP	<u>Amount</u> 5,340.50	<u>Discount</u>	<u>Retention</u> <u>PPS</u>
158095	31/08/2016	KERRY HILL ARCHITECTS				15,809.75
	\$APINVOICE	<u>Invoice Number</u> INV-0121	<u>Payment Details</u> MNGMNT-CATHEDRAL PRECINCT&LIB DEFECTS	<u>Amount</u> 15,809.75	<u>Discount</u>	<u>Retention</u> <u>PPS</u>
158096	31/08/2016	IMPERIAL GLASS				1,340.13
	\$APINVOICE	<u>Invoice Number</u> 00198029	<u>Payment Details</u> GLASS REPAIRS-PIAZZA COMM BLDNG	<u>Amount</u> 1,340.13	<u>Discount</u>	<u>Retention</u> <u>PPS</u>
158097	31/08/2016	TRUGRADE PTY LTD				1,485.00
	\$APINVOICE	<u>Invoice Number</u> 00011594	<u>Payment Details</u> 10KG PURE WHITE COTTON RAGS	<u>Amount</u> 1,485.00	<u>Discount</u>	<u>Retention</u> <u>PPS</u>
158098	31/08/2016	CARLS MILK SUPPLY				248.82
	\$APINVOICE	<u>Invoice Number</u> 153876	<u>Payment Details</u> SUPPLY OF MILK-ROD EVANS	<u>Amount</u> 73.02	<u>Discount</u>	<u>Retention</u> <u>PPS</u>
	\$APINVOICE	153564	MILK & DAIRY PRODUCTS-ROD EVANS	175.80		
158099	31/08/2016	MANAFRY PERTH				92.40
	\$APINVOICE	<u>Invoice Number</u> 00007630	<u>Payment Details</u> FILTRATION SERVICE-ROD EVANS CNTR	<u>Amount</u> 46.20	<u>Discount</u>	<u>Retention</u> <u>PPS</u>
	\$APINVOICE	00007607	OIL FILTRATION SERVICE-KITCHEN ROD EVANS	46.20		
158100	31/08/2016	TALDARA INDUSTRIES LTD				507.32
	\$APINVOICE	<u>Invoice Number</u> IN358531	<u>Payment Details</u> FLOOR CLEANER DEGREASER	<u>Amount</u> 18.21	<u>Discount</u>	<u>Retention</u> <u>PPS</u>
	\$APINVOICE	IN357982	SUPPLY OF FLOOR CLEANER DEGREASER	18.21		
	\$APINVOICE	IN358535	SUPPLY-VARIOUS PACKAGING ITEMS-ROD EVANS	204.32		
	\$APINVOICE	IN357995	SUPPLY OF PACKAGING ITEMS-ROD EVANS	266.58		
158101	31/08/2016	CAMEO CLEANING SERVICE				1,300.00
	\$APINVOICE	<u>Invoice Number</u> 548	<u>Payment Details</u> CLEANING-ROD EVANS CNTR	<u>Amount</u> 1,300.00	<u>Discount</u>	<u>Retention</u> <u>PPS</u>
Report Name [Warrant 2.rpt]			MCHOPR	Print Date	5/09/20	Page Number

Payment Details by Invoice

MUNICIPAL FUND

From Period 2 To Period 2 From Date 1/08/2016 To Date 31/08/2016

Cheque/EFT
Number

Payment Date Payee

Payment Amount

158102	31/08/2016	RICHLEA NOMINEES PTY LTD T/AS RPG AUTO ELECTRICS								701.25
		<i>Invoice Number</i>	<i>Payment Details</i>	<i>Amount</i>	<i>Discount</i>	<i>Retention</i>	<i>PPS</i>			
\$APINVOICE		00009498	WIRING REPAIR&DIAGNOSIS RM204	233.75						
\$APINVOICE		00009587	VEHICLE WORKS 5HRS-SCANIA	467.50						
158103	31/08/2016	MOBILE DEWATERING ENVIRONMENTAL SERVICES PTY								3,300.00
		<i>Invoice Number</i>	<i>Payment Details</i>	<i>Amount</i>	<i>Discount</i>	<i>Retention</i>	<i>PPS</i>			
\$APINVOICE		9084	SUPPLY & INSTALL DEWATERING SYSTEM	3,300.00						
158104	31/08/2016	CHEMCENTRE								3,327.50
		<i>Invoice Number</i>	<i>Payment Details</i>	<i>Amount</i>	<i>Discount</i>	<i>Retention</i>	<i>PPS</i>			
\$APINVOICE		4661582936	FIVE SAMPLES OF WATER-23/06	3,327.50						
158105	31/08/2016	DANIELS HEALTH SERVICES PTY LTD								361.00
		<i>Invoice Number</i>	<i>Payment Details</i>	<i>Amount</i>	<i>Discount</i>	<i>Retention</i>	<i>PPS</i>			
\$APINVOICE		1492852	DISPOSABLE SHARPS CONTAINERS X 48	361.00						
158106	31/08/2016	CCA PRODUCTIONS								337.70
		<i>Invoice Number</i>	<i>Payment Details</i>	<i>Amount</i>	<i>Discount</i>	<i>Retention</i>	<i>PPS</i>			
\$APINVOICE		3170	EQUIPMENT FOR PERFORMANCE IN TUNNEL	337.70						
158107	31/08/2016	SIL VERSPRING TRUST T/AS T J DEPIAZZI & SONS								3,947.13
		<i>Invoice Number</i>	<i>Payment Details</i>	<i>Amount</i>	<i>Discount</i>	<i>Retention</i>	<i>PPS</i>			
\$APINVOICE		80446	SUPPLY 25 X 3PB MULCH-OZONE 01/07	1,702.25						
\$APINVOICE		80855	WHITE SAND POINT FRASER X 8	527.56						
\$APINVOICE		80445	SUPPLY PINE BARK MULCH	1,021.35						
\$APINVOICE		80856	SOIL IMPROVER OLD BELVIDERE	695.97						
158108	31/08/2016	AIRMASTER AUSTRALIA PTY LTD								5,032.66
		<i>Invoice Number</i>	<i>Payment Details</i>	<i>Amount</i>	<i>Discount</i>	<i>Retention</i>	<i>PPS</i>			
\$APINVOICE		S0251210	CONCOURSE - A/C UNPLANNED MAINTENANCE	381.11						
\$APINVOICE		S0251952	CONCOURSE - UNPLANNED MAINTENANCE	526.17						
\$APINVOICE		S0251740	JOB AT CITY STATION CONCOURSE	1,610.55						
\$APINVOICE		M00142483	CONCOURSE AC MAINTENANCE	1,007.00						
\$APINVOICE		S0251045	CONCOURSE - A/C UNPLANNED MAINTENANCE	250.38						
\$APINVOICE		S0251739	AIRCON MAINT-PERTH CITY STATION CONCOURS	1,257.45						



Payment Details by Invoice

MUNICIPAL FUND

From Period 2 To Period 2 From Date 1/08/2016 To Date 31/08/2016

Cheque/EFT
Number

Payment Date Payee

Payment Amount

158109	31/08/2016	PERTHWASTE PTY LTD								12,577.24
		<i>Invoice Number</i>	<i>Payment Details</i>	<i>Amount</i>	<i>Discount</i>	<i>Retention</i>	<i>PPS</i>			
\$APINVCE		91455	GREEN WASTE HOOK LIFT 27-29/07	2,207.04						
\$APINVCE		91454	GREEN WASTE DISPOSAL 14/7-25/7	241.56						
\$APINVCE		91453	SUPPLY OF GREEN WASTE DISPOSAL	10,128.64						
158110	31/08/2016	BOS SURVEYING PTY LTD T/AS SURVEY RESULTS								3,462.52
		<i>Invoice Number</i>	<i>Payment Details</i>	<i>Amount</i>	<i>Discount</i>	<i>Retention</i>	<i>PPS</i>			
\$APINVCE		00002248	TOPOGRAPHIC, FEATURE AND DRAINAGE SURVE	959.51						
\$APINVCE		00002253	TOPOGRAPHIC, FEATURE AND DRAINAGE SURVE	2,503.01						
158111	31/08/2016	SJ LOFFMAN								492.80
		<i>Invoice Number</i>	<i>Payment Details</i>	<i>Amount</i>	<i>Discount</i>	<i>Retention</i>	<i>PPS</i>			
\$APINVCE		00518149	ARCHIVE CARTONS TYPE NO1&LINERS	492.80						
158112	31/08/2016	DIRECT MEMORY ACCESS PTY LTD								405.90
		<i>Invoice Number</i>	<i>Payment Details</i>	<i>Amount</i>	<i>Discount</i>	<i>Retention</i>	<i>PPS</i>			
\$APINVCE		IN1358211	LENOVO T2424P 23.8" IPS MONITOR, VGA, DP	405.90						
158113	31/08/2016	WOODLANDS DISTRIBUTORS & AGENCIES PTY LTD								661.10
		<i>Invoice Number</i>	<i>Payment Details</i>	<i>Amount</i>	<i>Discount</i>	<i>Retention</i>	<i>PPS</i>			
\$APINVCE		PTH1-001	GALVANISED POWDER COATED DOG WASTE	661.10						
158114	31/08/2016	WELL CONNECTED BUSINESS SYSTEMS PTY LTD								352.00
		<i>Invoice Number</i>	<i>Payment Details</i>	<i>Amount</i>	<i>Discount</i>	<i>Retention</i>	<i>PPS</i>			
\$APINVCE		623823	COPIER MAINT-ROD EVANS CNTR	352.00						
158115	31/08/2016	FE TECHNOLOGIES								770.00
		<i>Invoice Number</i>	<i>Payment Details</i>	<i>Amount</i>	<i>Discount</i>	<i>Retention</i>	<i>PPS</i>			
\$APINVCE		SVIP015566	LOW POWER CIRCULATION ASSIST-AUG16-JUL17	770.00						
158116	31/08/2016	IMAGESOURCE DIGITAL SOLUTIONS								618.20
		<i>Invoice Number</i>	<i>Payment Details</i>	<i>Amount</i>	<i>Discount</i>	<i>Retention</i>	<i>PPS</i>			
\$APINVCE		430683	WINTER ARTS SEASON BANNERS X 2 (5M X 1M)	459.80						
\$APINVCE		430858	FORREST PL SNOW SLIDE CORFLUTE SIGNS	158.40						



Payment Details by Invoice

MUNICIPAL FUND

From Period 2 To Period 2 From Date 1/08/2016 To Date 31/08/2016

Cheque/EFT
Number

Payment Date Payee

Payment Amount

158117	31/08/2016	MESSAGENET PTY LTD										191.40
			<u>Invoice Number</u>	<u>Payment Details</u>	<u>Amount</u>	<u>Discount</u>	<u>Retention</u>	<u>PPS</u>				
\$APINVCE			493880	SMS SYSTEM-IT PRGTG AND CITRIX 2-FACTOR	191.40							
158118	31/08/2016	TRAVELWEST PUBLICATIONS										2,625.00
			<u>Invoice Number</u>	<u>Payment Details</u>	<u>Amount</u>	<u>Discount</u>	<u>Retention</u>	<u>PPS</u>				
\$APINVCE			00001056	ADVERTISING-HELLO PERTH	2,625.00							
158119	31/08/2016	LOCKARD CONSULTANTS PTY LTD										24,200.00
			<u>Invoice Number</u>	<u>Payment Details</u>	<u>Amount</u>	<u>Discount</u>	<u>Retention</u>	<u>PPS</u>				
\$APINVCE			00000615	CPAMS SLA CONTRACT 1/7/16-30/6/17	24,200.00							
158120	31/08/2016	MOBILE TRACKING AND DATA PTY LTD										112.20
			<u>Invoice Number</u>	<u>Payment Details</u>	<u>Amount</u>	<u>Discount</u>	<u>Retention</u>	<u>PPS</u>				
\$APINVCE			M0046910	MNTHLY SERVER ACCESS FEE-AUG 2016	112.20							
158121	31/08/2016	OPEN HOUSE PERTH										22,000.00
			<u>Invoice Number</u>	<u>Payment Details</u>	<u>Amount</u>	<u>Discount</u>	<u>Retention</u>	<u>PPS</u>				
\$APINVCE			78	SPONSORSHIP OPEN HSE PERTH INSTLMNT 1	22,000.00							
158122	31/08/2016	GJK FACILITY SERVICES										4,435.32
			<u>Invoice Number</u>	<u>Payment Details</u>	<u>Amount</u>	<u>Discount</u>	<u>Retention</u>	<u>PPS</u>				
\$APINVCE			325832	JULY CLEANING-ROE ST ARCADE	1,437.48							
\$APINVCE			325904	PIER ST CP FORENSIC CLEAN 26/7	253.00							
\$APINVCE			325833	STATE LIB FORENSIC CLEAN LIFT 15/7	253.00							
\$APINVCE			325905	STATE LIBRARY CLEANING	148.50							
\$APINVCE			325831	JULY CLEANING-HIS MAJESTY'S ARCADE	2,194.84							
\$APINVCE			325903	RUBBISH REMOVAL 4/7 CULTURAL CNTR CP	148.50							
158123	31/08/2016	REBECCA FLANAGAN										385.00
			<u>Invoice Number</u>	<u>Payment Details</u>	<u>Amount</u>	<u>Discount</u>	<u>Retention</u>	<u>PPS</u>				
\$APINVCE			170716	OCEAN MAGIC SHOW 12/7	385.00							



Payment Details by Invoice

MUNICIPAL FUND

From Period 2 To Period 2 From Date 1/08/2016 To Date 31/08/2016

Cheque/EFT
Number

Payment Date Payee

Payment Amount

158124 31/08/2016 SURUN SERVICES PTY LTD 9,014.43

	Invoice Number	Payment Details	Amount	Discount	Retention	PPS
\$APINVCE	522/4340	MNTNCE-FORREST CHASE 9/6/16	132.70			
\$APINVCE	522/4451	REST CTR - UNPLANNED MAINTENANCE	469.02			
\$APINVCE	522/4434	MNTNCE-LANGLEY PAKR TOILETS-24/6/16	406.05			
\$APINVCE	522/4580	QNS GDNS - UNPLANNED MAINTENANCE	147.80			
\$APINVCE	522/4460	TOWN HALL - UNPLANNED MAINTENANCE	417.60			
\$APINVCE	522/4525	WELLNGTN SQ - UNPLANNED MAINTENANCE	275.27			
\$APINVCE	522/4403	ELECTRICAL MNTNCE-CONCOURSE	132.70			
\$APINVCE	522/4384	MAINTENANCE-LOAD DOCK	1,631.65			
\$APINVCE	522/4500	DAMAGED GPO-FORREST PL LOADING	1,504.18			
\$APINVCE	522/4542	COMM CTR - UNPLANNED MAINTENANCE	203.13			
\$APINVCE	522/4452	REST CTR - UNPLANNED MAINTENANCE	875.01			
\$APINVCE	522/4550	CONCOURSE - UNPLANNED MAINTENANCE	199.06			
\$APINVCE	522/4390	MNTNCE-CITISTATION COMM CNTR-20/6/16	316.01			
\$APINVCE	522/4553	HIS MAJ CP - UNPLANNED MAINTENANCE	132.70			
\$APINVCE	522/4405	MNTNCE-CITY STATION CONCOURSE-21/6/16	1,318.29			
\$APINVCE	522/4524	LANGLEY TLTS - UNPLANNED MAINTENANCE	716.24			
\$APINVCE	522/4579	REGAL PL CP - UNPLANNED MAINTENANCE	137.02			



CITY of PERTH

MUNICIPAL FUND



To Date 31/08/2016

Payment Amount

[illegible]

Payment Details by Invoice

MUNICIPAL FUND

From Period 2 To Period 2 From Date 1/08/2016 To Date 31/08/2016

Cheque/EFT

Number Payment Date Payee Payment Amount

158136 31/08/2016 AKA EVENTS HIRE 330.00

\$APINVCE 00008690 MARQUEE HIRE-SNOW SLIDE JULY S/HOLS PPS

158137 31/08/2016 DEPARTMENT OF LANDS 750.00

\$APINVCE 24566 6 MNTH LEASE RENT S03/VEHICLE ACCESS-1/7 PPS

158138 31/08/2016 SULO MGB AUSTRALIA 614.13

\$APINVCE 0777812805 BIN 360L COMPLETE GREEN PPS

158139 31/08/2016 EASY WEDDINGS PTY LTD 4,680.40

\$APINVCE A179288 DIRECTORY LISTING-22/9/16-22/9/17 PPS

158140 31/08/2016 AUSTRALIAN UTILITY SERVICES 434.02

\$APINVCE 313 MNTNCE-ICITY KIOSK PPS

\$APINVCE 315 REGAL PL CP, UNPLANNED MAINTENANCE

\$APINVCE 314 MNTNCE-COUNCIL HOUSE 86.80

158141 31/08/2016 MSS SECURITY PTY LTD 128,946.25

\$APINVCE 70262182 SECURITY SERVICES JUNE 16 PPS

\$APINVCE 70262575 GUARD SERVICES 01/06-30/06

\$APINVCE 70263237 SECURITY CAR HIRE JUNE 16 3,201.51



CITY of PERTH

Payment Details by Invoice

MUNICIPAL FUND

From Period 2 To Period 2 From Date 1/08/2016 To Date 31/08/2016

Cheque/EFT
Number

Payment Date Payee

Payment Amount

158142 31/08/2016 DATALINE VISUAL LINK PTY LTD 43,553.74

		<u>Payment Details</u>		<u>Amount</u>	<u>Discount</u>	<u>Retention</u>	<u>PPS</u>
<u>Invoice Number</u>							
\$APINVCE	47183	CCTV CAMERA MAINT-#41		8,449.58			
\$APINVCE	47175	CCTV CAMERA MAINT-#77 10/07		839.66			
\$APINVCE	47184	CAMERA #344 TOWN HALL REPAIRS		1,960.30			
\$APINVCE	47170	CCTV CAMERA MAINT-#134 13/07		4,934.35			
\$APINVCE	47169	CCTV CAMERA MAINT-#159		728.98			
\$APINVCE	47167	CCTV CAMERA MAINT-18/7 #206		440.00			
\$APINVCE	47197	CCTV MIGRATION PHASE 2		6,490.90			
\$APINVCE	47177	CCTV CAMERA MAINT-#019 24/06		6,589.07			
\$APINVCE	47173	CCTV CAMERA MAINT-#171 27/07		655.41			
\$APINVCE	47095	HIRE CCTV EQUIPMENT-JULY 2016		275.00			
\$APINVCE	47174	CCTV CAMERA MAINT-10/07 #17		434.73			
\$APINVCE	47166	CCTV CAMERA MAINT-#072 20/7		775.04			
\$APINVCE	47172	CCTV CAMERA MAINT-05/07 #84		2,487.38			
\$APINVCE	47176	CCTV CAMERA MAINT-#66 26/06		5,065.89			
\$APINVCE	47185	CCTV CAMERA MAINT-INTERCOM HAY ST MALL		3,427.45			
				2,248.14			

158143 31/08/2016 KEITH YONG 2,248.14

		<u>Payment Details</u>		<u>Amount</u>	<u>Discount</u>	<u>Retention</u>	<u>PPS</u>
<u>Invoice Number</u>							
\$APINVCE	100816	RFD EXPENSES -CR YONG		2,248.14			

158144 31/08/2016 CUPID CATERING 857.18

		<u>Payment Details</u>		<u>Amount</u>	<u>Discount</u>	<u>Retention</u>	<u>PPS</u>
<u>Invoice Number</u>							
\$APINVCE	3567	CATERING-CHRISTCHURCH 19/07		375.27			
\$APINVCE	3568	CATERING-LEMC 21/07		297.66			
\$APINVCE	3566	CATERING-CUSTOMER SERVICE 18/07		184.25			



Payment Details by Invoice

MUNICIPAL FUND

From Period 2 To Period 2 From Date 1/08/2016 To Date 31/08/2016

Cheque/EFT
Number

Payment Date Payee

Payment Amount

158145 31/08/2016 MCLEODS BARRISTERS AND SOLICITORS 43,987.78

	<u>Invoice Number</u>	<u>Payment Details</u>	<u>Amount</u>	<u>Discount</u>	<u>Retention</u>	<u>PPS</u>
\$APINVCE	93486	LEGAL FEES-CODE OF CONDUCT	9,572.52			
\$APINVCE	93364	LEGAL FEES-SHOP 1 ROE STREET CP	396.61			
\$APINVCE	93485	LEGAL FEES-GOVERNANCE ADVICE	389.14			
\$APINVCE	93365	PROPOSED DISPOSITION OF WALKWAYS	1,742.88			
\$APINVCE	93566	LEGAL FEES-MINOR CASE CLAIMS	4,867.35			
\$APINVCE	93568	FEDERAL COURT APPLICATION-BELLA BROPHO	14,478.61			
\$APINVCE	93266	BELLA BROPHO-FEDERAL COURT APPLICATION	9,900.00			
\$APINVCE	93484	FORREST PL&CITY STN DEVELOPMENT ACT	2,640.67			

158146 31/08/2016 CPG RESEARCH & ADVISORY PTY LTD 3,391.67

	<u>Invoice Number</u>	<u>Payment Details</u>	<u>Amount</u>	<u>Discount</u>	<u>Retention</u>	<u>PPS</u>
\$APINVCE	00002483	CPG ADVISORY FEES-JULY 2016	3,391.67			

158147 31/08/2016 MASTEC AUSTRALIA PTY LTD 13,365.74

	<u>Invoice Number</u>	<u>Payment Details</u>	<u>Amount</u>	<u>Discount</u>	<u>Retention</u>	<u>PPS</u>
\$APINVCE	00056199	660LT GREEN BIN/RED LID COMPLETE	9,316.03			
\$APINVCE	00056084	1100LTR GREEN BIN WITH RED LID&BLUE BINS	2,086.21			
\$APINVCE	00055990	240LT MASTEC RED LIDS & GREEN HINGE PINS	1,963.50			

158148 31/08/2016 ELECTRICITY GENERATION AND RETAIL CORPORATION 52,426.50

	<u>Invoice Number</u>	<u>Payment Details</u>	<u>Amount</u>	<u>Discount</u>	<u>Retention</u>	<u>PPS</u>
\$APINVCE	505510190	CHARGES-ELECT-7 BARRACK ST PERTH	172.75			
\$APINVCE	847854270	CHARGES-ELECT-STREET LIGHTS	39,183.30			
\$APINVCE	888499900	ELECT CHARGES-TERRACE RD PERTH	13.40			
\$APINVCE	646325630	CHARGES-ELECT-2/110 WILLIAM ST PERTH	74.30			
\$APINVCE	485633840	CHARGES-ELECT-STREET LIGHTS	12,295.25			
\$APINVCE	675819230	CHARGES-ELECT VICTORIA AVE PERTH	127.35			
\$APINVCE	151088190	CHARGES-ELECT-ADELAIDE TCE PERTH	308.90			
\$APINVCE	158062190	CHARGES-ELECT-986 WELLINGTON ST WP	251.25			



CITY of PERTH

Payment Details by Invoice

MUNICIPAL FUND

From Period 2 To Period 2 From Date 1/08/2016 To Date 31/08/2016

Cheque/EFT
Number

Payment Date Payee

158149 31/08/2016 REGINE'S PATISserie PTY LTD 1,754.17

Invoice Number	Payment Details	Amount	Discount	Retention	PPS
\$APINVCE 00238471	CATERING CHARGES-DINING ROOM	44.00			
\$APINVCE 00238494	CATERING CHARGES-DINING ROOM	46.09			
\$APINVCE 00238067	CATERING-DINING ROOM	163.02			
\$APINVCE 00238214	PASTERIES	115.94			
\$APINVCE 00238470	CATERING CHARGES-DINING ROOM	37.95			
\$APINVCE 00238113	CATERING-DINING ROOM	27.17			
\$APINVCE 00238493	CATERING CHARGES-DINING ROOM	57.20			
\$APINVCE 00238172	GLUTEN FREE CAKES	44.00			
\$APINVCE 00238371	PASTERIES	137.28			
\$APINVCE 00237907	CATERING - 1/7/16	107.36			
\$APINVCE 00238530	CATERING CHARGES-DINING ROOM	94.60			
\$APINVCE 00238491	CATERING CHARGES-DINING ROOM	12.76			
\$APINVCE 00238519	CATERING CHARGES-DINING ROOM	23.10			
\$APINVCE 00238434	CATERING CHARGES-DINING ROOM	36.30			
\$APINVCE 00238372	MINI DANISH	15.84			
\$APINVCE 00238340	TEA CAKES	33.00			
\$APINVCE 00238252	CAKES	23.10			
\$APINVCE 00237993	CATERING-DINING ROOM	33.00			
\$APINVCE 00238531	CATERING CHARGES-DINING ROOM	154.66			
\$APINVCE 00238497	CATERING CHARGES-DINING ROOM	27.28			
\$APINVCE 00238153	CAKES	35.20			
\$APINVCE 00238409	CAKES	23.10			
\$APINVCE 00238058	CATERING-DINING ROOM	125.40			
\$APINVCE 00237908	CATERING-DINING ROOM	154.77			
\$APINVCE 00238062	CATERING-DINING ROOM	66.00			
\$APINVCE 00238291	GLUTEN FREE CAKES	54.45			
\$APINVCE 00238290	CAKES	61.60			

Payment Amount

1,754.17

Payment Details by Invoice

MUNICIPAL FUND

From Period 2 To Period 2 From Date 1/08/2016 To Date 31/08/2016

Cheque/EFT
Number

Payment Date Payee

Payment Amount

158150 31/08/2016 BLACKWOODS ATKINS 923.32

	Invoice Number	Payment Details	Amount	Discount	Retention	PPS
\$APINVCE	AMB A5425	STRAP RATCHET 9M	15.74			
\$APINVCE	AMB A5263	STRAP RATCHET	15.74			
\$APINVCE	578861	BUFFERS & BOLTS, HAY ST BOLLARDS	3.99			
\$APINVCE	PEBL6594	CAN FUEL DIESEL OLIVE YELLOW METAL 20L	61.80			
\$APINVCE	AHAU6445	SUPPLY OF RATCHET STRAP X 2	45.23			
\$APINVCE	PEBH9856	SPONGE FOAM JUMBO DOGBONE	11.84			
\$APINVCE	PEBJ7753	SUPPLY OF MOP HEAD/CLOTHS	558.06			
\$APINVCE	PEBJ7752	SUPPLY-CLOTH X 1CTN	74.59			
\$APINVCE	PEBH9857	DISINFECTANT ORIG GELN 20	74.45			
\$APINVCE	PEBL6593	TAPE MEASURING JBS 8M/26FTX25MM	61.88			

158151 31/08/2016 COOLIN PTY LTD T/AS SNAP PERTH HOWARD STREET 476.00

	Invoice Number	Payment Details	Amount	Discount	Retention	PPS
\$APINVCE	F066-768	5XA1 COLOUR PLANS-BROADWAY	89.99			
\$APINVCE	F066-707	6 X COPIES OF MANUALS	386.01			

158152 31/08/2016 ASSA ABLOY ENTRANCE SYSTEMS AUSTRALIA PTY LTD 5,393.18

	Invoice Number	Payment Details	Amount	Discount	Retention	PPS
\$APINVCE	184033	SUPPLY & INSTALL LOCKABLE LOGIC CNTL BOX	2,596.95			
\$APCREDIT	183658	ASSA ABLOY-INV 179628	(85.90)			
\$APINVCE	183632	AUTO&ROLLER DOOR MNTNCE-ROE ST CP/5/7	251.99			
\$APINVCE	183643	AUTO&ROLLER DOOR MNTNCE-PIER ST CP 30/6	1,284.95			
\$APINVCE	183634	AUTO&ROLLER DOOR MNTNCE-HIS MAJ CP 6/7	369.99			
\$APINVCE	185831	AUTO & ROLLER DOOR MNTNCE-PIER ST CP	849.20			
\$APINVCE	184479	AUTO DOOR REPAIRS-14/07 STATE LIB CP	126.00			

158153 31/08/2016 COVENTRY GROUP LTD T/AS KONNECT IT 497.05

	Invoice Number	Payment Details	Amount	Discount	Retention	PPS
\$APINVCE	15515753	SUPPLY-ALUMINIUM/STEEL TRUSS	55.69			
\$APINVCE	1572163468	SUPPLY-FERRULE HAND SWAGE/WIRE ROPE	392.54			
\$APINVCE	15476987	SUPPLY VARIOUS HARDWARE SUPPLIES	48.82			

158154 31/08/2016 TLS PRODUCTIONS PTY LTD 44.00

	Invoice Number	Payment Details	Amount	Discount	Retention	PPS
\$APINVCE	INV-10542	HIRE OF SPEAKER STANDS	44.00			



CITY of PERTH

Payment Details by Invoice

MUNICIPAL FUND

From Period 2 To Period 2 From Date 1/08/2016 To Date 31/08/2016

Cheque/EFT

Number Payment Date Payee Payment Amount

158155 31/08/2016 NEWS LIMITED 1,090.00

Invoice Number	Payment Details	Amount	Discount	Retention	PPS
\$APINVCE 1455421	SUNDAY TIMES PROMOTION-CPP	230.00			
\$APINVCE 1464802	SUNDAY TIMES PROMOTION-CPP	200.00			
\$APINVCE 1437105	SUNDAY TIMES CPP PROMOTIONS-JUNE 16	230.00			
\$APINVCE 1474268	SUNDAY TIMES PROMOTION-CPP	200.00			
\$APINVCE 1446500	SUNDAY TIMES PROMOTION-CPP	230.00			

158156 31/08/2016 PERTH SYMPHONY ORCHESTRA 1,155.00

Invoice Number	Payment Details	Amount	Discount	Retention	PPS
\$APINVCE S160812	PSO PERFORMANCE	1,155.00			

158157 31/08/2016 SECURE CASH 145.20

Invoice Number	Payment Details	Amount	Discount	Retention	PPS
\$APINVCE 5-0716	BANKING COURIER SERVICE-JULY16	145.20			

158158 31/08/2016 CALIBRE GLOBAL PTY LTD 31,030.51

Invoice Number	Payment Details	Amount	Discount	Retention	PPS
\$APINVCE SINV-23409	COMPLETION CP27 CARD READER	2,832.50			
\$APINVCE SINV-23408	RENEWAL GENETEC ADVANTAGE	26,240.01			
\$APINVCE SINV-23397	CP11 LIGHTING INSPECTION	1,958.00			

158159 31/08/2016 ES2 PTY LTD 8,470.00

Invoice Number	Payment Details	Amount	Discount	Retention	PPS
\$APINVCE INV-0037	PCIDSS AUDIT&ASSISTANCE 15/16	8,470.00			

158160 31/08/2016 CASTLEDINE GREGORY 9,823.00

Invoice Number	Payment Details	Amount	Discount	Retention	PPS
\$APINVCE 00002819	TOTAL FEE'S BILLED- JUNE16	9,823.00			

158161 31/08/2016 KOTT GUNNING 674.30

Invoice Number	Payment Details	Amount	Discount	Retention	PPS
\$APINVCE 227666	ADVICE 2/50-60 ROYAL ST EAST PERTH	674.30			



CITY of PERTH

Payment Details by Invoice

MUNICIPAL FUND

From Period 2 To Period 2 From Date 1/08/2016 To Date 31/08/2016

Cheque/EFT

Number Payment Date Payee Payment Amount

158162 31/08/2016 BAX SERVICES 6,561.28

\$APINVCE 00025643 CLAUSEBROOK LAKE - LAKE AND POND MAINTEN 3,280.64
\$APINVCE 00025637 CLAUSEBROOK LAKE - LAKE CLEANING 3,280.64

158163 31/08/2016 AUSTRALIAN HVAC SERVICES 92,219.83

\$APINVCE 45666 CONCERT HALL CP-REMOVE REDUNDANT 848.10
\$APINVCE 45584 REMOVE FAN BARRELS 498.30
\$APINVCE 45592 AIR CON REPLACEMENT CITY STATION 90,144.29
\$APINVCE 45601 HIS MAJESTY'S CP-MAINT 729.14

158164 31/08/2016 TICKET SOLUTIONS PTY LTD T/AS OZTIX 9,292.80

\$APINVCE 00104307 TICKETING-SNOW SLIDE.JULY 2016 9,292.80

158165 31/08/2016 M.H. & E.V. SMITH(1983) 594.00

\$APINVCE 00033152 BRAKE BLEEDING X 12- RS153-156 594.00

158166 31/08/2016 AUSSIE TELECOM PTY LTD 113.57

\$APINVCE 160710131 DEEP FREEZE MAINT RENEWAL 24/6-26/2/19 113.57

158167 31/08/2016 THE TRUSTEE FOR PROCESS AUTOMATION GROUP TRUST 13,750.00

\$APINVCE INV-222 PROCURE TO PAY PROGRESS PAYMENT 13,750.00



Payment Details by Invoice

MUNICIPAL FUND

From Period 2 To Period 2 From Date 1/08/2016 To Date 31/08/2016

Cheque/EFT
Number

Payment Date Payee

Payment Amount

158168 31/08/2016 DE VINE CELLARS 3,581.50

Invoice Number	Payment Details	Amount	Discount	Retention	PPS
\$APINVCE 181783-3	SUPPLY OF DRINKS-DINING ROOM	60.00			
\$APINVCE 184971-3	SUPPLY OF WINE-DINING ROOM	266.00			
\$APINVCE 147731-2	BEVERAGES	52.00			
\$APINVCE 183939-3	SUPPLY OF ALCOHOL-DINING ROOM	261.00			
\$APINVCE 181774-3	SUPPLY OF DRINKS-DINING ROOM	546.50			
\$APINVCE 147730-2	SUPPLY OF ALCOHOL-DINING ROOM	1,304.00			
\$APINVCE 183555-3	SUPPLY BERERAGES	215.00			
\$APINVCE 185087-3	SUPPLY OF ICE-DINING ROOM	45.00			
\$APINVCE 184961-3	SUPPLY OF ALCOHOL-DINING ROOM	556.00			
\$APINVCE 181775-3	SUPPLY OF CATERING-DINING ROOM	36.00			
\$APINVCE 148062-2	BEVERAGES	150.00			
\$APINVCE 185088-3	SUPPLY OF SOFTDRINK-DINING ROOM	90.00			

158169 31/08/2016 EVENT HEALTH MANAGEMENT PTY LTD 6,382.23

Invoice Number	Payment Details	Amount	Discount	Retention	PPS
\$APINVCE INV-00410	FIRST AID SERVICES-SNOW SLIDE 2016	6,382.23			

158170 31/08/2016 PINNACLE PEOPLE 1,393.91

Invoice Number	Payment Details	Amount	Discount	Retention	PPS
\$APINVCE 606923	TEMP STAFF 15/7/16	130.38			
\$APINVCE 606850	LABOUR HIRE-BOARDROOM W/E 10/7/16	281.16			
\$APINVCE 606813	SUPPLY OF CATERING STAFF P/E03/07	582.18			
\$APINVCE 606983	SUPPLY OF AGENCY STAFF-DINING ROOM	269.81			
\$APINVCE 606944	SUPPLY OF AGENCY STAFF-DINING ROOM	130.38			

158171 31/08/2016 HYDRAMET PTY LTD 8,849.52

Invoice Number	Payment Details	Amount	Discount	Retention	PPS
\$APINVCE 63735	MAINT WORKS-JULY	2,145.02			
\$APINVCE 63606	UPGRADE PLC & LEVEL SENSOR	6,704.50			

158172 31/08/2016 MY MEDIA INTELLIGENCE PTY LTD 2,080.42

Invoice Number	Payment Details	Amount	Discount	Retention	PPS
\$APINVCE INV-0312	MEDIA MONITORING - JULY 2016	2,080.42			



CITY of PERTH

MUNICIPAL FUND



From Period 2	To Period 2	From Date	To Date
		1/08/2016	31/08/2016

Cheque/EFT
Number

	<i>Payment Date</i>	<i>Payee</i>
--	---------------------	--------------

Payment Amount

158173	31/08/2016	OLEOLOGY				5,100.70
	\$APINVCE	<u>Invoice Number</u> 00012725	<u>Payment Details</u> TESTING-SAMPLING & ANALYSIS	<u>Amount</u> 5,100.70	<u>Discount</u>	<u>Retention</u> <u>PPS</u>
158174	31/08/2016	KD AIRE MECHANICAL & ELECTRICAL SERVICE				18,966.75
	\$APINVCE	<u>Invoice Number</u> 28328	<u>Payment Details</u> QUARTERLY MAINT-05/07 STATE LIB CP	<u>Amount</u> 3,028.93	<u>Discount</u>	<u>Retention</u> <u>PPS</u>
	\$APINVCE	28464	JULY QUARTERLY MAINT-CONCERT HALL CP	1,394.54		
	\$APINVCE	28462	JULY QUARTERLY MAINT-PCEC CP	4,730.25		
	\$APINVCE	28466	JULY QUARTERLY MAINT-ROE ST CP	1,903.25		
	\$APINVCE	28456	CO MONITORING SYSTEM MAINTENANCE	937.12		
	\$APINVCE	28320	QUARTERLY MAINT-05/07 C/HSE CP	1,394.54		
	\$APINVCE	28321	QUARTERLY MAINT-05/07 HIS MAJESTY'S CP	2,789.06		
	\$APINVCE	28457	CO MONITORING SYSTEM MAINTENANCE	780.93		
	\$APINVCE	28460	JULY QUARTERLY MAINT-ELDER ST CP	2,008.13		
158175	31/08/2016	AUSTRALIAN INSTITUTE OF MANAGEMENT HRD INC				51,094.99
	\$APINVCE	<u>Invoice Number</u> 719140	<u>Payment Details</u> PROJECT MGMT TRAINING-PREPAID	<u>Amount</u> 45,595.00	<u>Discount</u>	<u>Retention</u> <u>PPS</u>
	\$APINVCE	718850	REGISTRATION-T MCQUE 30/09 INDIV PROF CO	1,585.00		
	\$APINVCE	719137	EEO WORKPLACE 30/06	1,979.50		
	\$APINVCE	719138	EEO WORKPLACE WORKSHOP 25/7	1,935.49		
158176	31/08/2016	MISSION IMPOSSIBLE CLEANING SERVICES				5,148.00
	\$APINVCE	<u>Invoice Number</u> 00008609	<u>Payment Details</u> CLEANING SERVICES-CITIPLACE-JULY 2016	<u>Amount</u> 5,148.00	<u>Discount</u>	<u>Retention</u> <u>PPS</u>
158177	31/08/2016	HORIZON WEST LANDSCAPE & IRRIGATION PTY LTD				2,085.83
	\$APINVCE	<u>Invoice Number</u> 00001724	<u>Payment Details</u> SECTION OF DAMAGED MAIN LINE-MOUNT HOSPI	<u>Amount</u> 2,085.83	<u>Discount</u>	<u>Retention</u> <u>PPS</u>

Payment Details by Invoice

MUNICIPAL FUND

From Period 2 To Period 2 From Date 1/08/2016 To Date 31/08/2016

Cheque/EFT
Number

Payment Date Payee

Payment Amount

158178 31/08/2016 OMARTLEB PTY LTD T/AS ENZED SERVICE CENTRE PERTH 2,832.36

		<u>Payment Details</u>		<u>Amount</u>	<u>Discount</u>	<u>Retention</u>	<u>PPS</u>
<u>Invoice Number</u>							
\$APINVCE	64754	SUPPLY & FIT HYDRAULIC HOSES - RS356		412.27			
\$APINVCE	65237	HYDRAULIC SEALANT		37.36			
\$APINVCE	65268	SUPPLY OF HOSE CLAMPS		389.00			
\$APINVCE	64837	HYDRAULIC FITTINGS - RS155		133.82			
\$APINVCE	64931	BALL VALVES X 4, RS357		40.64			
\$APINVCE	65087	ASSORTED TEST FITTINGS - RS155		88.04			
\$APINVCE	65280	6MM GREASE LINE-W/SHOP		74.30			
\$APINVCE	64916	BSPT NIPPLE-W/SHOP		5.00			
\$APINVCE	64705	HYDRAULIC HOSES X 3 RT157/8/9		688.02			
\$APINVCE	64755	HYDRAULIC FITTING-RS356		9.24			
\$APINVCE	64725	HOSES - RS154		134.34			
\$APINVCE	65067	HOSE CLAMPS.		355.70			
\$APINVCE	64747	CLAMPS AND HOSE TAILS.		8.37			
\$APINVCE	65009	FIT & SUPPLY HYDRAULIC HOSE-RS356		328.84			
\$APINVCE	64915	BRAKE HOSE - RS154		127.42			

158179 31/08/2016 MOW MASTER TURF EQUIPMENT 168.00

<u>Invoice Number</u>	<u>Payment Details</u>	<u>Amount</u>	<u>Discount</u>	<u>Retention</u>	<u>PPS</u>
\$APINVCE	00050479 HONDA ROTARY BLADE	168.00			

158180 31/08/2016 JB HI-FI GROUP PTY LTD T/AS JB HI-FI COMMERCIAL 6,036.07

		<u>Payment Details</u>		<u>Amount</u>	<u>Discount</u>	<u>Retention</u>	<u>PPS</u>
<u>Invoice Number</u>							
\$APINVCE	4762-144-1	INCIPIO TRUMAN SLEEVE BLACK SURFACE PR04		69.00			
\$APINVCE	4762-121-1	MICROSOFT-SURFACE V4 DOCKING STATION		495.00			
\$APINVCE	4762-105-1	MICROSOFT - SRFC PRO4 256GB 15 8GB COM		1,917.00			
\$APINVCE	4762-105-2	MICROSOFT - SURFACE PRO 3/4 EXT WARRANTY		89.00			
\$APINVCE	4726-144-1	INCIPIO TRUMAN SLEEVE BLACK SURFACE PRO4		57.00			
\$APINVCE	9532-121-1	APPLE - IPAD6AIR2 MGHX2X/A 64SG CELL		946.07			
\$APINVCE	4726-121-1	MICROSOFT - SURFACE V4 TYPE COVER BLACK		2,349.00			
\$APINVCE	2283-98-1	TABLET ACCESSORIES		114.00			



Payment Details by Invoice

MUNICIPAL FUND

From Period 2 To Period 2 From Date 1/08/2016 To Date 31/08/2016

Cheque/EFT
Number

Payment Date Payee

Payment Amount

158181	31/08/2016	AP TECHNOLOGY GROUP UNIT TRUST T/AS AMS SERVICE					6,431.83
		<i>Invoice Number</i>	<i>Payment Details</i>	<i>Amount</i>	<i>Discount</i>	<i>Retention</i>	<i>PPS</i>
	\$APINVCE	512694	A/CON MNTNCE- CNCL HSE LVL 4	156.75			
	\$APINVCE	512500	LVL 4 C/HSE 19/05-SUPPLY AIR FAN SHOWING	988.35			
	\$APINVCE	512741	A/CON MNTNCE-COUNCIL HSE&TWN HALL	4,032.73			
	\$APINVCE	512577	TOWNHALL, REPAIR A/C 3 SUPPERROOM	1,254.00			
158182	31/08/2016	MULTIFIX WA					115.90
		<i>Invoice Number</i>	<i>Payment Details</i>	<i>Amount</i>	<i>Discount</i>	<i>Retention</i>	<i>PPS</i>
	\$APINVCE	S708501	CSS EZ SAFETY STRAP 20MMX62M	57.95			
	\$APINVCE	S708503	CSS EZ SAFETY STRAO 20MMX62M	57.95			
158183	31/08/2016	ALLPEST WA					265.00
		<i>Invoice Number</i>	<i>Payment Details</i>	<i>Amount</i>	<i>Discount</i>	<i>Retention</i>	<i>PPS</i>
	\$APINVCE	6082535	LIBRARY - PEST CONTROL 04/07	265.00			
158184	31/08/2016	BENJAMIN KONTOOLAS					800.00
		<i>Invoice Number</i>	<i>Payment Details</i>	<i>Amount</i>	<i>Discount</i>	<i>Retention</i>	<i>PPS</i>
	\$APINVCE	080716	WINTER ARTSBAR NEON INSTALL	800.00			
158185	31/08/2016	CITYWALK PTY LTD T/AS LUCKENS FUMIGATION					920.11
		<i>Invoice Number</i>	<i>Payment Details</i>	<i>Amount</i>	<i>Discount</i>	<i>Retention</i>	<i>PPS</i>
	\$APINVCE	179573	KIOSK STORAGE - FOR JUNE 2016	920.11			
158186	31/08/2016	PERTH TESTING AND TAGGING PTY LTD					793.10
		<i>Invoice Number</i>	<i>Payment Details</i>	<i>Amount</i>	<i>Discount</i>	<i>Retention</i>	<i>PPS</i>
	\$APINVCE	87392	TESTING&TAGGING-HAY ST PERTH	793.10			
158187	31/08/2016	KUDOS CREATIVE					385.00
		<i>Invoice Number</i>	<i>Payment Details</i>	<i>Amount</i>	<i>Discount</i>	<i>Retention</i>	<i>PPS</i>
	\$APINVCE	1452	ACCESS CARD NEW DESIGN	385.00			



Payment Details by Invoice

MUNICIPAL FUND

From Period 2 To Period 2 From Date 1/08/2016 To Date 31/08/2016

Cheque/EFT

Number Payment Date Payee Payment Amount

158188	31/08/2016	ABCO PRODUCTS PTY LTD				4,380.45
		<i>Invoice Number</i>	<i>Payment Details</i>	<i>Amount</i>	<i>Discount</i>	<i>Retention</i>
\$APINVCE		255566	CONSUMABLES-CLEANING	850.39		PPS
\$APINVCE		256815	C/HOUSE - CONSUMABLES BATHROOM/KITCHEN	740.30		
\$APINVCE		256266	SUPPLY PAPER TOWELS-LIBRARY	463.42		
\$APINVCE		254290	SUPPLY OF CLEANING SUPPLIES-C/HSE	2,326.34		
158189	31/08/2016	THE TRUSTEE FOR THE PROPERTY AUSTRALIA				68,129.60
		<i>Invoice Number</i>	<i>Payment Details</i>	<i>Amount</i>	<i>Discount</i>	<i>Retention</i>
\$APINVCE		2492	LIBRARY LAND TAX 1/7/2015-30/6/2016	68,129.60		PPS
158190	31/08/2016	ADAM ROBERT BROADBY				400.00
		<i>Invoice Number</i>	<i>Payment Details</i>	<i>Amount</i>	<i>Discount</i>	<i>Retention</i>
\$APINVCE		050716	WINTER ARTSBAR PRODUCTION ASSISTANT 6/6	400.00		PPS
158191	31/08/2016	THE ONLINE SHOPPING CO PTY LTD T/AS HIRE KING				820.00
		<i>Invoice Number</i>	<i>Payment Details</i>	<i>Amount</i>	<i>Discount</i>	<i>Retention</i>
\$APINVCE		016092	HIRE OF UV BLOCK LIGHTS IN TUNNEL	820.00		PPS
158192	31/08/2016	REDFISH TECHNOLOGIES PTY LTD				8,250.00
		<i>Invoice Number</i>	<i>Payment Details</i>	<i>Amount</i>	<i>Discount</i>	<i>Retention</i>
\$APINVCE		2199	SERVICE & SUPPORT RENEWAL-1/7/16-30/6/17	8,250.00		PPS
158193	31/08/2016	REBECCA MARIANNE MANSELL				680.00
		<i>Invoice Number</i>	<i>Payment Details</i>	<i>Amount</i>	<i>Discount</i>	<i>Retention</i>
\$APINVCE		10653	PHOTOGRAPHY-CPP COMMERCIAL SHOOT	680.00		PPS
158194	31/08/2016	VICKY MARIE SOFIELD				1,600.00
		<i>Invoice Number</i>	<i>Payment Details</i>	<i>Amount</i>	<i>Discount</i>	<i>Retention</i>
\$APINVCE		179	BLOG SERVICES-07/07-28/07	1,600.00		PPS
158195	31/08/2016	APPRENTICESHIPS AUSTRALIA PTY LTD				3,585.74
		<i>Invoice Number</i>	<i>Payment Details</i>	<i>Amount</i>	<i>Discount</i>	<i>Retention</i>
\$APINVCE		278045	LABOUR HIRE-D MCDONALD W/R 17/7/16	1,639.70		PPS
\$APINVCE		277462	LABOUR HIRE-D MCDONALD W/E 3/7/16	1,946.04		



Payment Details by Invoice

MUNICIPAL FUND

From Period 2 To Period 2 From Date 1/08/2016 To Date 31/08/2016

Cheque/EFT
Number

Payment Date Payee

Payment Amount

158196	31/08/2016	QUANTUM BUILDING SERVICES					5,861.35
		<i>Invoice Number</i>	<i>Payment Details</i>	<i>Amount</i>	<i>Discount</i>	<i>Retention</i>	<i>PPS</i>
\$APINVCE		00001292	ROD EVANS, WATER TEST AND REPAIRS	3,067.35			
\$APINVCE		00001293	JAMES ST ARCARD-WATERTEST & REPAIRS	2,794.00			

158197	31/08/2016	PERTH BIN HIRE					2,496.25
		<i>Invoice Number</i>	<i>Payment Details</i>	<i>Amount</i>	<i>Discount</i>	<i>Retention</i>	<i>PPS</i>
\$APINVCE		00079250	COLLECT,TRANSPORT & DISPOSAL FEES	2,496.25			



Payment Details by Invoice

MUNICIPAL FUND

From Period 2 To Period 2

From Date 1/08/2016

To Date 31/08/2016

Cheque/EFT
Number

Payment Date Payee

158198 31/08/2016 ARA FIRE PROTECTION SERVICES PTY LTD T/AS

Invoice Number	Payment Details	Amount	Discount	Retention	PPS
433183	CITI PL CP - UNPLANNED MAINTENANCE	654.50			
430890	INSPECT&TEST FIRE SERVICES-JUNE 2016	4,164.33			
431473	THE GARAGE CP - UNPLANNED MAINTENANCE	951.50			
432175	PIER ST CP - UNPLANNED MAINTENANCE	1,292.50			
433193	PIER ST CP - UNPLANNED MAINTENANCE	181.50			
432168	CULTURAL CNTR-EMERGENCY LIGHTS CALL OUT	500.50			
432171	CHOUSE, SPRINKLER DRAIN BASEMENT	1,826.00			
430788	PIER ST CP - UNPLANNED MAINTENANCE	418.00			
429551	PIER ST CP - UNPLANNED MAINTENANCE	181.50			
432710	MNTNCE-CITY STATION CONCOURSE	2,211.00			
432170	MNTNCE-PIER ST CP	1,375.00			
431363	HIS MAJESTY'S CP-REPLACE EWS BATTERIES	5,863.00			
432174	MNTNCE-CONCRT HALL CP	500.50			
432466	REPLACE DETECTOR-HIS MAJESTYS CP	1,140.70			
432186	ELECTRICAL WORK-HIS MAJESTYS CP	181.50			
432179	SERVICE REQ-HIS MAJESTYS CP	181.50			
432711	CONCORSE, 3 X REPAIR FIRE HOSE CABINETS	1,430.00			
432755	REPLACE EMERG & EXIT LIGHTS-CITIPLACE CP	6,886.00			
431360	MNTNCE-HIS MAJISTY CP	720.50			
432156	SERVICE REQ-LOADING DOCK FORREST PL	209.00			
432764	MNTNCE-CITIPLACE CP	363.00			
432173	EXIT LIGHT-ROE ST CP	500.50			
433239	JOB AT CITIPLACE CP	181.50			
432161	SERVICE REQ-CONCERT HALL CP	935.00			
433178	ELDER ST CP - UNPLANNED MAINTENANCE	1,873.30			
432169	SERVICE REQ-CITY STATION CONCOURSE	181.50			
432181	SERVICE REQ-CITIPLACE CP	544.50			
432770	MNTNCE-PERTH TOWN HALL	181.50			
432754	CULTURAL CNTR CP-EMERGENCY LIGHTS	682.00			
431437	ELDER ST CP, TOP LEVEL DETECTION	12,925.00			
432712	PIER ST CP - UNPLANNED MAINTENANCE	3,228.50			
432177	CALL OUT EMERGENCY LIGHTS-PCEC CP	363.00			

Payment Amount

52,828.33



CITY of PERTH

Payment Details by Invoice

MUNICIPAL FUND

From Period 2 To Period 2 From Date 1/08/2016 To Date 31/08/2016

Cheque/EFT
Number

Payment Date Payee

Payment Amount

158199	31/08/2016	RIDER LEVETT BUCKNALL WA PTY LTD							23,936.00
			<u>Invoice Number</u>	<u>Payment Details</u>	<u>Amount</u>	<u>Discount</u>	<u>Retention</u>	<u>PPS</u>	
	\$APINVCE		15384	HARVEST TERRACE-STAGE 2	7,876.00				
	\$APINVCE		15360	MURRAY ST LIGHTING ENHANCEMENT WORKS	5,940.00				
	\$APINVCE		15361	PARLIMENT PL-HARVEST TCE INTERSCTN WRKS	10,120.00				
158200	31/08/2016	PLANTRITE							870.32
			<u>Invoice Number</u>	<u>Payment Details</u>	<u>Amount</u>	<u>Discount</u>	<u>Retention</u>	<u>PPS</u>	
	\$APINVCE		14393	SUPPLY 136 X PLANTS	870.32				
158201	31/08/2016	DYMOCKS HAY STREET							66.37
			<u>Invoice Number</u>	<u>Payment Details</u>	<u>Amount</u>	<u>Discount</u>	<u>Retention</u>	<u>PPS</u>	
	\$APINVCE		110011665	SUPPLY BOOKS - LIBRARY	66.37				
158202	31/08/2016	UNIFORM FASHIONS							332.50
			<u>Invoice Number</u>	<u>Payment Details</u>	<u>Amount</u>	<u>Discount</u>	<u>Retention</u>	<u>PPS</u>	
	\$APINVCE		19671	UNIFORMS - LIBRARY	332.50				
158203	31/08/2016	BROWNES FOODS OPERATIONS PTY LTD							298.58
			<u>Invoice Number</u>	<u>Payment Details</u>	<u>Amount</u>	<u>Discount</u>	<u>Retention</u>	<u>PPS</u>	
	\$APINVCE		13322517	MILK SUPPLIES - DEPOT-27/7/16	76.78				
	\$APINVCE		13290763	SUPPLY OF MILK-DEPOT JULY16	87.88				
	\$APINVCE		13311572	MILK SUPPLIES - DEPOT-20/7/16	57.14				
	\$APINVCE		13300725	SUPPLY OF MILK-DEPOT JULY16	76.78				
158204	31/08/2016	AUST LOCAL GOVERNMENT JOB DIRECTORY							2,310.00
			<u>Invoice Number</u>	<u>Payment Details</u>	<u>Amount</u>	<u>Discount</u>	<u>Retention</u>	<u>PPS</u>	
	\$APINVCE		1626007AW	ADVERT CEO-WINTER SPEC 27/06 & 04/07	2,310.00				
158205	31/08/2016	AROMA PLATTER							532.00
			<u>Invoice Number</u>	<u>Payment Details</u>	<u>Amount</u>	<u>Discount</u>	<u>Retention</u>	<u>PPS</u>	
	\$APINVCE		ZB6814390	CATERING-DINING ROOM	198.00				
	\$APINVCE		ZB6814389	CATERING-DINING ROOM	100.00				
	\$APINVCE		ZB6814386	CATERING SUPPLIES-DINING ROOM	234.00				



MUNICIPAL FUND

To Date 31/08/2016

158206	31/08/2016	AUSTRALIAN LIBRARY & INFORMATION ASSOC	1,170.00
--------	------------	--	----------

\$APINVCE	9834	<u>Invoice Number</u>
		<u>Payment Details</u>
		RENEWAL
		ALIA MEMBERSHIP 2/7/16-1/7/17

158207	31/08/2016	BEACON EQUIPMENT BENTLEY	183.20
--------	------------	--------------------------	--------

\$APINVCE	<u>Invoice Number</u>	<u>Payment Details</u>
	1176#4	MINOR PLANT PARTS & OIL

158208	31/08/2016	ALTUS TRAFFIC PTY LTD	24,309.36
--------	------------	-----------------------	-----------

	<u>Invoice Number</u>	<u>Payment Details</u>
\$APIN/VE	9464768	DRG MTC VARIOUS LOCATIONS TRAFFIC MANAGE
\$APIN/VE	9462719	SUPPLY TRAFFIC CONTROLLERS 09/07
\$APIN/VE	9462728	TRAFFIC CNTRLRLS-HAY ST WEST PTH
\$APIN/VE	9461482	MOUNTS BAY RD TRAFFIC MANAGEMENT-2/7/16
\$APIN/VE	9461456	WILLIAM ST CLOSURE-TRAFFIC MNGMNT 2/7/16
\$APIN/VE	9463523	SUPPLY TRAFFIC CONTROLLERS 16/7
\$APIN/VE	9465837	JAMES ST CLOSURE 29/7/16
\$APIN/VE	9465836	WALKER AVE KERB T/MANAGEMENT
\$APIN/VE	9463522	TRAFFIC MANAGEMENT ROYAL ST 15/7
\$APIN/VE	9462987	TRAFFIC CNTRLRLS-WILLIAM ST CLOSURE 9/7/1
\$APIN/VE	9465834	WILLIAM ST TRAFFIC MANAGEMENT
\$APIN/VE	9463529	SUPPLY TRAFFIC CONTROLLERS-ELDER ST 16/7
\$APIN/VE	9464799	DRG MTC VARIOUS LOCATIONS TRAFFIC MANAGE
\$APIN/VE	9461483	SGT/WILLIAM STS TRAFFIC MANAGEMENT-2/7
\$APIN/VE	9461480	CYCLEWAY MAINTENANCE PED MANAGEMENT
\$APIN/VE	9462717	HARVEST TCE TRAFFIC MANAGEMENT 09/07
\$APIN/VE	9462718	SUPPLY TRAFFIC CONTROLLERS 09/07 BARRACK
\$APIN/VE	9464764	TRAFFIC CONTROLLERS-HAY & COLIN STS
\$APIN/VE	9461481	HARVEST TCE TRAFFIC MANAGEMENT-2/7/16
\$APIN/VE	9465835	ROAD MTC TRAFFIC MANAGEMENT

158209	31/08/2016	THE EVENT AGENCY AUSTRALIA PTY LTD	16,500.00
--------	------------	------------------------------------	-----------

\$AP\NVC	<u>Invoice Number</u>	<u>Payment Details</u>
	INV-309	SPONSORSHIP ROUND 1 16/17

<u>Amount</u>	<u>Discount</u>	<u>Retention</u>	<u>PPS</u>
16,500.00			

Page Number

Payment Details by Invoice

MUNICIPAL FUND

From Period 2 To Period 2 From Date 1/08/2016 To Date 31/08/2016

Cheque/EFT
Number

Payment Date Payee

Payment Amount

158210	31/08/2016	MOORE STEPHENS(WA)PTY LTD AS AGENT								1,232.00
			<u>Invoice Number</u>	<u>Payment Details</u>	<u>Amount</u>	<u>Discount</u>	<u>Retention</u>	<u>PPS</u>		
\$APINVCE			202941	ADDITIONAL MODIFICATIONS/SUPPORT	1,232.00					
158211	31/08/2016	JAMES FOLEY								440.00
			<u>Invoice Number</u>	<u>Payment Details</u>	<u>Amount</u>	<u>Discount</u>	<u>Retention</u>	<u>PPS</u>		
\$APINVCE			492	AUST SOCIETY OF AUTHORS-SPEAKING/TEACHIN	440.00					
158212	31/08/2016	WILSON SIGN SOLUTIONS								3,216.40
			<u>Invoice Number</u>	<u>Payment Details</u>	<u>Amount</u>	<u>Discount</u>	<u>Retention</u>	<u>PPS</u>		
\$APINVCE			70103	BOOK CATEGORY SIGNS-SECOND BATCH-INSTALL	3,216.40					
158213	31/08/2016	BUSINESS RISKS INTERNATIONAL(WA)PTY LTD								14,901.51
			<u>Invoice Number</u>	<u>Payment Details</u>	<u>Amount</u>	<u>Discount</u>	<u>Retention</u>	<u>PPS</u>		
\$APINVCE			00001803	SECURITY STAFF - 20/06-03/07	4,843.53					
\$APINVCE			00001810	PROVISION OF SECURITY STAFF 4/7-17/7	166.91					
\$APINVCE			00001822	PROVISION OF SECURITY STAFF 18/7-31/7	204.01					
\$APINVCE			00001811	PROVISION OF SECURITY SVCS 4/7-17/7	4,843.53					
\$APINVCE			00001823	PROVISION OF SECURITY STAFF 18/7-31/7	4,843.53					
158214	31/08/2016	COMPLETE PROPERTY SERVICES WA PTY LTD T/AS MODUS								1,592.00
			<u>Invoice Number</u>	<u>Payment Details</u>	<u>Amount</u>	<u>Discount</u>	<u>Retention</u>	<u>PPS</u>		
\$APINVCE			27765A	ROE ST TLTS, REPLACED LOSE TILES	195.00					
\$APINVCE			27901A	TRAM SHELTER - REPLACE SEATING	1,397.00					
158215	31/08/2016	MONITORED SECURITY SYSTEMS PTY LTD(TRUSTEE)								288.75
			<u>Invoice Number</u>	<u>Payment Details</u>	<u>Amount</u>	<u>Discount</u>	<u>Retention</u>	<u>PPS</u>		
\$APINVCE			11560	PROGRAMMING ACCESS CARDS - LIBRARY	288.75					
158216	31/08/2016	MOBILE MASTERS T/AS CSE CROSSCOM PTY LTD								4,476.78
			<u>Invoice Number</u>	<u>Payment Details</u>	<u>Amount</u>	<u>Discount</u>	<u>Retention</u>	<u>PPS</u>		
\$APINVCE			420760	TWO WAY RADIO-NETWORK ACCESS FEES	1,569.48					
\$APINVCE			420761	NETWORK ACCESS FEE-SEPT16	2,337.28					
\$APINVCE			420764	ORION NETWORK ACCESS FEES	570.02					



Payment Details by Invoice

MUNICIPAL FUND

From Period 2 To Period 2 From Date 1/08/2016 To Date 31/08/2016

Cheque/EFT
Number

Payment Date Payee

Payment Amount

158217	31/08/2016	SUNPROOF WINDOW TINTING								4,649.70
		<u>Invoice Number</u>	<u>Payment Details</u>	<u>Amount</u>	<u>Discount</u>	<u>Retention</u>	<u>PPS</u>			
\$APINVCE		126	SUPPLY & INSTALL ANTI GRAFFITI FILM	4,649.70						
158218	31/08/2016	THREAT PROTECT SECURITY SERVICES PTY LTD								755.95
		<u>Invoice Number</u>	<u>Payment Details</u>	<u>Amount</u>	<u>Discount</u>	<u>Retention</u>	<u>PPS</u>			
\$APINVCE		00000332	SECURITY-WINTER ARTS BAR 19/8/16	771.38	15.43					
					15.43					
158219	31/08/2016	EDUCATED BY NATURE PTY LTD								660.00
		<u>Invoice Number</u>	<u>Payment Details</u>	<u>Amount</u>	<u>Discount</u>	<u>Retention</u>	<u>PPS</u>			
\$APINVCE		1036	3 NATURE STORYTIME WORKSHOP	660.00						
158220	31/08/2016	NATALIA FRANCO LOPEZ								3,500.00
		<u>Invoice Number</u>	<u>Payment Details</u>	<u>Amount</u>	<u>Discount</u>	<u>Retention</u>	<u>PPS</u>			
\$APINVCE		260616	PRE-PRODUCTION MANAGEMENT 27/6-1/7/16	1,050.00						
\$APINVCE		290716	WINTER ARTS BAR PROJECT MANAGEMENT	2,450.00						
158221	31/08/2016	AUSTRALIAN PLANT WHOLESALERS								184.80
		<u>Invoice Number</u>	<u>Payment Details</u>	<u>Amount</u>	<u>Discount</u>	<u>Retention</u>	<u>PPS</u>			
\$APINVCE		42643	SUPPLY OF VARIOUS PLANTS	184.80						
158222	31/08/2016	WORKPOWER INC								2,194.50
		<u>Invoice Number</u>	<u>Payment Details</u>	<u>Amount</u>	<u>Discount</u>	<u>Retention</u>	<u>PPS</u>			
\$APINVCE		ES10393	VISUAL INSPECTION OF KANGAROOS	2,194.50						
158223	31/08/2016	FABIAN ROJAS								600.00
		<u>Invoice Number</u>	<u>Payment Details</u>	<u>Amount</u>	<u>Discount</u>	<u>Retention</u>	<u>PPS</u>			
\$APINVCE		220716	WINTER ARTS BAR VENUE STAFF	250.00						
\$APINVCE		290716	WINTER ARTS BAR VENUE STAFF	350.00						
158224	31/08/2016	CURNOW GROUP(HIRE)PTY LTD								9,675.70
		<u>Invoice Number</u>	<u>Payment Details</u>	<u>Amount</u>	<u>Discount</u>	<u>Retention</u>	<u>PPS</u>			
\$APINVCE		00150246	WELLINGTON ST CP DRAINAGE	9,675.70						



Payment Details by Invoice

MUNICIPAL FUND

From Period 2 To Period 2 From Date 1/08/2016 To Date 31/08/2016

Cheque/EFT
Number

Payment Date Payee

Payment Amount

158225	31/08/2016	CORPORATE SECURITY AUSTRALIA PTY LTD								5,979.77
		<i>Invoice Number</i>	<i>Payment Details</i>	<i>Amount</i>	<i>Discount</i>	<i>Retention</i>	<i>PPS</i>			
	\$APINVC	976	CROWD CONTROL SVCS 08/07	351.12						
	\$APINVC	1003	SECURITY SERVICES-24/7/16	202.46						
	\$APINVC	963	CROWD CONTROL SVCS 29/06 & 01/07	702.24						
	\$APINVC	987	CROWD CONTROL-WILD LIFE SHOW 6-11/07/16	4,723.95						
158226	31/08/2016	SISTER CITIES AUSTRALIA								500.00
		<i>Invoice Number</i>	<i>Payment Details</i>	<i>Amount</i>	<i>Discount</i>	<i>Retention</i>	<i>PPS</i>			
	\$APINVC	1/2016	MEMBERSHIP SUBSCRIPTION-1/7/16-30/6/17	500.00						
158227	31/08/2016	THE EAGLE GROUP OF COMPANIES PTY LTD								2,486.00
		<i>Invoice Number</i>	<i>Payment Details</i>	<i>Amount</i>	<i>Discount</i>	<i>Retention</i>	<i>PPS</i>			
	\$APINVC	00047010	SUPPLY/INSTALL WINDOW TREATMENTS	2,486.00						
158228	31/08/2016	HARRY ARMSTRONG LOCKSMITHS								265.00
		<i>Invoice Number</i>	<i>Payment Details</i>	<i>Amount</i>	<i>Discount</i>	<i>Retention</i>	<i>PPS</i>			
	\$APINVC	19905	JH ABRAHAMS RES-LOCKSMITH CALL OUT	265.00						
158229	31/08/2016	COLLEAGUES NAGELS PTY LTD								49,799.42
		<i>Invoice Number</i>	<i>Payment Details</i>	<i>Amount</i>	<i>Discount</i>	<i>Retention</i>	<i>PPS</i>			
	\$APINVC	R25654	PERCY - UNCOATED METER ROLLS	9,933.00						
	\$APINVC	R25661	UNCOATED METER ROLLS	13,244.00						
	\$APINVC	R25908	MAGSTRIPE TICKETS/VARIOUS CP'S	26,622.42						
158230	31/08/2016	CLINTON LONG PROJECT MANAGEMENT PTY LTD								19,053.29
		<i>Invoice Number</i>	<i>Payment Details</i>	<i>Amount</i>	<i>Discount</i>	<i>Retention</i>	<i>PPS</i>			
	\$APINVC	1638	ASBESTOS RECTIFICATION WORKS	19,053.29						
158231	31/08/2016	ACHIEVING SYNERGY PTY LTD								297.00
		<i>Invoice Number</i>	<i>Payment Details</i>	<i>Amount</i>	<i>Discount</i>	<i>Retention</i>	<i>PPS</i>			
	\$APINVC	11051	EXPENSES & CONSUMABLES-ACHIEVING	297.00						
158232	31/08/2016	E DESIGN SOLUTIONS PTY LTD T/AS LUXTREE								2,211.00
		<i>Invoice Number</i>	<i>Payment Details</i>	<i>Amount</i>	<i>Discount</i>	<i>Retention</i>	<i>PPS</i>			
	\$APINVC	34	LED BLOSSOM TREES&WILLOW TREES	2,046.00						
	\$APINVC	35	WINTER ARTS FESTIVAL LED TREE HIRE	165.00						



Payment Details by Invoice

MUNICIPAL FUND

From Period 2 To Period 2 From Date 1/08/2016 To Date 31/08/2016

Cheque/EFT
Number

Payment Date Payee

Payment Amount

158233	31/08/2016	INTEGRITY SAMPLING (WA)								9,814.60
	\$APINVOICE	IV00941	AOD TESTING	Amount	9,814.60	Discount	Retention	PPS		
158234	31/08/2016	CCS RENTALS PTY LTD T/AS CONSOLIDATED RENTALS								1,100.00
	\$APINVOICE	INV-0657	WET HIRE SKID STEER 22/06	Amount	536.80	Discount	Retention	PPS		
	\$APINVOICE	INV-0658	SUTHERLAND ST F/PATH BOX OUT 23-24/06	Amount	563.20	Discount	Retention	PPS		
158235	31/08/2016	MARK REISINGER T/AS MFR AUTOELECTRICS								457.60
	\$APINVOICE	897	ELECTRICAL REPAIRS	Amount	353.10	Discount	Retention	PPS		
	\$APINVOICE	898	ELECTRICAL REPAIRS - RT161	Amount	104.50	Discount	Retention	PPS		
158236	31/08/2016	MATRIX TRAFFIC AND TRANSPORT DATA PTY LTD								35,475.00
	\$APINVOICE	00006030	PEDESTRIAN SURVEYS	Amount	35,475.00	Discount	Retention	PPS		
158237	31/08/2016	BIOENERGETIC MEDICINE								300.00
	\$APINVOICE	200716	WINTER ARTS PERFORMANCE ARTISTS	Amount	300.00	Discount	Retention	PPS		
158238	31/08/2016	SPITWATER WA PTY LTD T/AS OEM SALES & SERVICE								4,704.79
	\$APINVOICE	00029659	SUPPLY 1 X HT1111 PRESSURE CLEANER	Amount	4,704.79	Discount	Retention	PPS		
158239	31/08/2016	MULTISPARES LIMITED								416.58
	\$APINVOICE	2465640	OIL FILTER & AIR ELEMENT	Amount	389.09	Discount	Retention	PPS		
	\$APINVOICE	2451103	OIL SEAL DIFF PINION- RT157	Amount	17.59	Discount	Retention	PPS		
	\$APINVOICE	2465643	LOCAL DELIVERY	Amount	9.90	Discount	Retention	PPS		
158240	31/08/2016	ROCKET MUSIC COMPANY								330.00
	\$APINVOICE	CP00240	WINTER ARTS FESTIVAL PERFORMANCE	Amount	330.00	Discount	Retention	PPS		



MUNICIPAL FUND



To Date 31/08/2016

Payment Amount

MUNICIPAL FUND



From Date 1/08/2016

<i>Payment Date</i>	<i>Payee</i>
---------------------	--------------

Payment Amount

Payment Details by Invoice

MUNICIPAL FUND

From Period 2 To Period 2 From Date 1/08/2016 To Date 31/08/2016

Cheque/EFT

Number Payment Date Payee Payment Amount

158258	31/08/2016	ADRIAN CONTI MARGO				1,055.18
		<i>Invoice Number</i>	<i>Payment Details</i>	<i>Amount</i>	<i>Discount</i>	<i>Retention</i>
\$APINVOICE		000001	2016 HERRITAGE GRANT-223 NEWCASTLE ST	1,055.18		PPS
158259	31/08/2016	BOBIBLAZESKI				121.00
		<i>Invoice Number</i>	<i>Payment Details</i>	<i>Amount</i>	<i>Discount</i>	<i>Retention</i>
\$APINVOICE		154	INTERPRETING SERVICES	121.00		PPS
158260	31/08/2016	WESTERN METROPOLITAN REGIONAL COUNCIL				13.64
		<i>Invoice Number</i>	<i>Payment Details</i>	<i>Amount</i>	<i>Discount</i>	<i>Retention</i>
\$APINVOICE		00076906	GREEN WASTER RECYCLE-BROCKWAY	13.64		PPS
158261	31/08/2016	HARDIE GRANT PUBLISHING PTY LTD				6,050.00
		<i>Invoice Number</i>	<i>Payment Details</i>	<i>Amount</i>	<i>Discount</i>	<i>Retention</i>
\$APINVOICE		00007956	UBD GREGORYS STREET DIRECTORY	6,050.00		PPS
158262	31/08/2016	KNOWLEDGE SOCIETY PTY LTD				2,200.00
		<i>Invoice Number</i>	<i>Payment Details</i>	<i>Amount</i>	<i>Discount</i>	<i>Retention</i>
\$APINVOICE		INV-0062	SPONSORSHIPS 2016/17 - FAST RESPONSE	2,200.00		PPS
158263	31/08/2016	BAILEY'S THE FERTILISER FAMILY				777.15
		<i>Invoice Number</i>	<i>Payment Details</i>	<i>Amount</i>	<i>Discount</i>	<i>Retention</i>
\$APINVOICE		INV8482	SUPPLY FERTERLISER-ENERGY 33KG	777.15		PPS
158264	31/08/2016	BARNETTS (WA)PTY LTD				403.55
		<i>Invoice Number</i>	<i>Payment Details</i>	<i>Amount</i>	<i>Discount</i>	<i>Retention</i>
\$APINVOICE		POSSI173827	PUBLIC TOILETS - UNPLANNED MAINTENANCE	73.55		PPS
\$APINVOICE		POSSI173985	PUBLIC TOILETS - UNPLANNED MAINTENANCE	330.00		
158265	31/08/2016	BATTERIES PLUS				13,245.10
		<i>Invoice Number</i>	<i>Payment Details</i>	<i>Amount</i>	<i>Discount</i>	<i>Retention</i>
\$APINVOICE		520623	REPLACEMENT BATTERIES - LT052	323.40		PPS
\$APINVOICE		515496	RITAR 12 VOLT 24 AH BATTERYX200	12,760.00		
\$APINVOICE		520019	REPLACEMENT BATTERY-UC141	161.70		



Payment Details by Invoice

MUNICIPAL FUND

From Period 2 To Period 2 From Date 1/08/2016 To Date 31/08/2016

Cheque/EFT Number

Payment Date Payee

158266		31/08/2016	QUITO PTY LTD T/AS BENARA NURSERIES	Payment Amount				7,433.16
				Invoice Number	Payment Details	Amount	Discount	Retention
		\$APINVCE		331406	SUPPLY SEEDLINGS-HORT AREAS	1,188.00		PPS
		\$APINVCE		333505	SUPPLY OF PLANTS-HAROLD BOAS GNDS	277.20		
		\$APINVCE		333059	SUPPLY NATIVE PLANTS-STIRING GARDENS	307.63		
		\$APINVCE		334582	SUPPLY OF SEEDLINGS-OZONE COMPOUND	3,786.75		
		\$APINVCE		333065	SUPPLY NATIVE PLANTS-STIRING GARDENS	31.08		
		\$APINVCE		332519	SUPPLY PLANTS-HACKETT DVE	1,842.50		

Payment Details by Invoice

MUNICIPAL FUND

From Period 2 To Period 2 From Date 1/08/2016 To Date 31/08/2016

Cheque/EFT
Number

Payment Date Payee

158267	31/08/2016	BLUE COLLAR PEOPLE	Invoice Number	Payment Details	Amount	Discount	Retention	PPS	Payment Amount
\$APINVCE			00132740	LABOUR HIRE-G MEREDITH-W/E 24/07	153.60				203,041.94
\$APINVCE			00132641	LABOUR HIRE-N VARSANI-W/E 17/07	2,194.50				
\$APINVCE			00132432	LABOUR HIRE-R SVENSSON&B DAVEY-W/E 03/07	3,451.50				
\$APINVCE			00132433	LABOUR HIRE-R GERRETZEN W/E 03/07	1,439.77				
\$APINVCE			00132819	LABOUR HIRE-N VARSANI-W/E 31/07	2,194.50				
\$APINVCE			00132826	LABOUR HIRE-VARIOUS W/E 31/7/16	825.60				
\$APINVCE			00132814	LABOUR HIRE-VARIOUS-W/E 31/07	5,181.56				
\$APINVCE			00132741	LABOUR HIRE-VARIOUS-W/E 24/07	1,197.30				
\$APINVCE			00132644	LABOUR HIRE-C HITCHINGS W/E 17/7/16	1,217.97				
\$APINVCE			00132642	LABOUR HIRE-R GERRETZEN W/E 17/7/16	1,393.13				
\$APINVCE			00132537	LABOUR HIRE-VARIOUS W/E 10/07	1,399.44				
\$APINVCE			00132744	LABOUR HIRE-A WILDE W/E 24/07	197.22				
\$APINVCE			00132443	LABOUR HIRE-VARIOUS W/E 3/7/16	1,604.25				
\$APINVCE			00132531	LABOUR HIRE-B DAVEY&R SVENSSON W/E 10/7	2,312.37				
\$APINVCE			00132539	LABOUR HIRE-V EKBOTE-W/E 10/07	481.68				
\$APINVCE			00132434	LABOUR HIRE-J WEBSTER W/E 3/7/16	1,892.02				
\$APINVCE			00132534	LABOUR HIRE-N VARSANI-W/E 10/07	2,194.50				
\$APINVCE			00132828	LABOUR HIRE-VARIOUS W/E 31/7/16	2,846.47				
\$APINVCE			00132444	LABOUR HIRE-VARIOUS W/E 3/7/16	579.36				
\$APINVCE			00132536	LABOUR HIRE-J BERTHELSEN W/E 10/07	1,617.77				
\$APINVCE			00132533	LABOUR HIRE-R GERRETZEN-W/E 10/07	1,393.13				
\$APINVCE			00132638	LABOUR HIRE-D/SHIFT SANITATION-W/E 17/7	10,966.68				
\$APINVCE			00132441	LABOUR HIRE-VARIOUS-W/E 03/07	844.80				
\$APINVCE			00132825	LABOUR HIRE-S LIM-W/E 31/7/16	153.60				
\$APINVCE			00132827	LABOUR HIRE-V EKBOTE-W/E 31/7/16	153.60				
\$APINVCE			00132637	LABOUR HIRE-VARIOUS-W/E 17/07	8,741.86				
\$APINVCE			00132727	LABOUR HIRE-VARIOUS-W/E 24/07	9,703.29				
\$APINVCE			00132530	LABOUR HIRE - VARIOUS D/SHIFT	13,763.95				
\$APINVCE			00132647	LABOUR HIRE-VARIOUS-W/E 17/07	996.63				
\$APINVCE			00132733	LABOUR HIRE-B DAVEY-W/E 24/07	1,852.81				
\$APINVCE			00132639	LABOUR HIRE-B DAVEY&R SVENSSON W/E 17/7	3,308.47				
\$APINVCE			00132645	LABOUR HIRE-VARIOUS-W/E 17/07	499.20				
\$APINVCE			00132535	LABOUR HIRE-C HUTCHINGS-W/E10/7/16	1,598.69				
\$APINVCE			00132542	LABOUR HIRE-VARIOUS-W/E 10/07	5,092.29				



Payment Details by Invoice

MUNICIPAL FUND

From Period 2 To Period 2 From Date 1/08/2016 To Date 31/08/2016

Cheque/EFT
Number

Payment Amount

\$APINVOICE	00132640	LABOUR HIRE-J WEBSTER-W/E 17/07	2,290.81
\$APINVOICE	00132529	LABOUR HIRE-N/SHIFT VARIOUS W/E 10/7/16	8,804.42
\$APINVOICE	00132822	LABOUR HIRE- VARIOUS W/E 31/7/16	96.00
\$APINVOICE	00132650	LABOUR HIRE-J STURGES & J BAI W/E 17/07	664.24
\$APINVOICE	00132438	LABOUR HIRE- VARIOUS-W/E 03/07	1,939.57
\$APINVOICE	00132737	LABOUR HIRE-A WILDE-W/E 24/07	134.40
\$APINVOICE	00132646	LABOUR HIRE- VARIOUS-W/E 17/07	788.88
\$APINVOICE	00132732	LABOUR HIRE-R GERRETZEN-W/E 24/07	1,393.13
\$APINVOICE	00132540	LABOUR HIRE- VARIOUS-W/E 10/07	1,157.22
\$APINVOICE	00132439	LABOUR HIRE-J BAI&J STURGES W/E 3/7/16	1,201.95
\$APINVOICE	00132815	LABOUR HIRE- VARIOUS W/E 31/7/16	10,715.28
\$APINVOICE	00132649	LABOUR HIRE- VARIOUS-W/E 17/07	921.60
\$APINVOICE	00132743	LABOUR HIRE- VARIOUS-W/E 24/07	4,791.02
\$APINVOICE	00132829	LABOUR HIRE- VARIOUS W/E 310716	904.14
\$APINVOICE	00132651	LABOUR HIRE- VARIOUS-W/E 17/07	4,649.11
\$APINVOICE	00132431	LABOUR HIRE-C HITCHINGS-W/E 03/07	1,598.69
\$APINVOICE	00132820	LABOUR HIRE-R GERRETZEN W/E 31/7/16	1,393.13
\$APINVOICE	00132734	LABOUR HIRE-J BERTHELSEN&J MULKERRINS	2,818.37
\$APINVOICE	00132436	LABOUR HIRE-S LOWING-W/E 03/07	614.40
\$APINVOICE	00132643	LABOUR HIRE-J BERTHELSEN-W/E 17/07	921.06
\$APINVOICE	00132442	LABOUR HIRE-A LEE WILDE W/E 3/7/16	153.60
\$APINVOICE	00132731	LABOUR HIRE-C HITCHINGS W/E 24/7/16	1,598.69
\$APINVOICE	00132739	LABOUR HIRE-J BAI-W/E 24/07	667.89
\$APINVOICE	00132728	LABOUR HIRE- VARIOUS-W/E 24/07	10,596.17
\$APINVOICE	00132648	LABOUR HIRE-V EKBOTE&J BAI-W/E 17/07	463.41
\$APINVOICE	00132430	LABOUR HIRE- VARIOUS W/E 3/7/16	14,916.93
\$APINVOICE	00132532	LABOUR HIRE-J WEBSTER-W/E 10/07	2,254.69
\$APINVOICE	00132816	LABOUR HIRE-J WEBSTER W/E 31/7/16	2,338.97
\$APINVOICE	00132440	LABOUR HIRE-J STURGES W/E 3/7/16	153.60
\$APINVOICE	00132429	LABOUR HIRE- VARIOUS-W/E 03/07	10,768.28
\$APINVOICE	00132435	LABOUR HIRE-N VARSANI W/E 3/7/16	2,223.76
\$APINVOICE	00132729	LABOUR HIRE-J WEBSTER-W/E 24/07	2,240.98
\$APINVOICE	00132437	LABOUR HIRE-S LIM W/E 3/7/16	134.40
\$APINVOICE	00132730	LABOUR HIRE-N VARSANI W/E 24/7/16	2,194.50
\$APINVOICE	00132652	LABOUR HIRE- VARIOUS-W/E 17/07	788.88
\$APINVOICE	00132821	LABOUR HIRE-B DAVEY-W/E 31/07	1,852.81
\$APINVOICE	00132538	LABOUR HIRE-J BAI-W/E 10/07	667.89



CITY of PERTH

MUNICIPAL FUND



TRIM 159211/16 MN 381/16 PAYMENTS FROM MUNICIPAL AND TRUST FUNDS - AUGUST 2016

From Period 2		To Period 2		From Date	1/08/2016	To Date	31/08/2016	CITY of PERTH	
Cheque/EFT Number		Payment Date	Payee	Payment Amount					
		\$APINVCE	00132818	LABOUR HIRE-C HITCHINGS-W/E 31/07				1,598.69	
		\$APINVCE	00132742	LABOUR HIRE-J STURGES-W/E 24/07				329.01	
		\$APINVCE	00132817	LABOUR HIRE-J MULKERINS-W/E 31/07				1,600.40	
		\$APINVCE	00132823	LABOUR HIRE-VARIOUS W/E 31/7/16				1,566.15	
		\$APINVCE	00132541	LABOUR HIRE-S LIM-W/E 10/07				153.60	
		\$APINVCE	00132824	LABOUR HIRE-J BAI&J AHMAD-W/E 31/7/16				1,020.39	
		\$APINVCE	00132738	LABOUR HIRE-VARIOUS-W/E 24/07				1,517.32	
158268	31/08/2016	BLYTH ENTERPRISES PTY LTD						1,557.23	
			<u>Invoice Number</u>	<u>Payment Details</u>				<u>Amount</u>	<u>PPS</u>
		\$APINVCE	128469	WHEELS & BEARINGS- RS356				453.40	
		\$APINVCE	128308	SUPPLY 4 LOCK CASTORS				100.63	
		\$APINVCE	128424	SUPPLY PLATFORM STEPS&SAFETY GATE/STEPS				1,003.20	
158269	31/08/2016	BOC GASES AUSTRALIA LTD						707.36	
			<u>Invoice Number</u>	<u>Payment Details</u>				<u>Amount</u>	<u>PPS</u>
		\$APINVCE	4013333910	GAS CONTAINER RENTAL				495.77	
		\$APINVCE	4013145300	OXYGEN GAS CYLINDER				198.35	
		\$APINVCE	4013231250	OXYGEN CYLINDER				13.24	
158270	31/08/2016	BOFFINS BOOKSHOP PTY LTD						1,016.27	
			<u>Invoice Number</u>	<u>Payment Details</u>				<u>Amount</u>	<u>PPS</u>
		\$APINVCE	INV0090709	JUNIOR BOOKS - LIBRARY				1,016.27	
158271	31/08/2016	BOYA MARKET GARDEN EQUIPMENT PTY LTD						921.71	
			<u>Invoice Number</u>	<u>Payment Details</u>				<u>Amount</u>	<u>PPS</u>
		\$APINVCE	55453/01	SUPPLY FILTERS - RS153 & 156				282.48	
		\$APINVCE	55081/01	SUPPLY OF FILTERS- RM204				639.23	
158272	31/08/2016	BG & E PTY LTD						3,153.15	
			<u>Invoice Number</u>	<u>Payment Details</u>				<u>Amount</u>	<u>PPS</u>
		\$APINVCE	1124125	CONCRT HALL SLAB PROPPING NOV-30 JUN				3,153.15	
158273	31/08/2016	BSC MOTION TECHNOLOGY						289.72	
			<u>Invoice Number</u>	<u>Payment Details</u>				<u>Amount</u>	<u>PPS</u>
		\$APINVCE	915651	SUPPLY OF WHEEL BEARINGS-RT158				289.72	
Report Name [Warrant 2.rpt]		MCHOPR				Print Date	5/09/20	Page Number	1

Payment Details by Invoice

MUNICIPAL FUND

From Period 2 To Period 2 From Date 1/08/2016 To Date 31/08/2016

Cheque/EFT
Number

Payment Date Payee

Payment Amount

158274	31/08/2016	BUDGET CAR & TRUCK RENTAL										365.75
--------	------------	---------------------------	--	--	--	--	--	--	--	--	--	--------

			<u>Invoice Number</u>	<u>Payment Details</u>	<u>Amount</u>	<u>Discount</u>	<u>Retention</u>	<u>PPS</u>				
\$APINVC			634693511	VEHICLE RENTAL V BROWNE 27/6-08/7	365.75							

158275	31/08/2016	BUNNINGS BUILDING SUPPLIES P/L										2,457.49
--------	------------	--------------------------------	--	--	--	--	--	--	--	--	--	----------

			<u>Invoice Number</u>	<u>Payment Details</u>	<u>Amount</u>	<u>Discount</u>	<u>Retention</u>	<u>PPS</u>				
\$APINVC			6000476723	PURCHASE OF HAND TOOLS	26.42							
\$APINVC			6000524825	PURCHASE OF TOOLS FOR TRUCKS	46.18							
\$APINVC			401221269	RAPID SET GROUT X 5 BAGS	282.13							
\$APINVC			1000144835	BROADLEAF SPRAY AND TAPE	53.56							
\$APINVC			0001256995	SUPPLY-GROUT SIKAHES X 2	106.40							
\$APINVC			1000111225	SUPPLY OF VARIOUS HARDWARE SUPPLIES	163.19							
\$APINVC			4/01649499	HERBICIDE-BINDI CLOVER	34.12							
\$APINVC			3502071528	RAPID SET STRUCTURAL GROUT	285.00							
\$APINVC			0401311007	SUPPLY OF SPRAY PAINT	21.76							
\$APINVC			4/01220779	PURCHASE OF HAND TOOLS	33.72							
\$APINVC			0401129123	SUPPLY-CORDLESS PLANER,JIG SAW,GRINDER.	771.00							
\$APINVC			0401308965	PURCHASE OF TOOLS FOR TRUCKS	634.01							

158276	31/08/2016	BUNZL LTD										136.58
--------	------------	-----------	--	--	--	--	--	--	--	--	--	--------

			<u>Invoice Number</u>	<u>Payment Details</u>	<u>Amount</u>	<u>Discount</u>	<u>Retention</u>	<u>PPS</u>				
\$APINVC			T215098	SUPPLY OF DISHWASHING LIQUID-DEPOT	136.58							

158277	31/08/2016	CABCHARGE AUSTRALIA PTY LTD										720.96
--------	------------	-----------------------------	--	--	--	--	--	--	--	--	--	--------

			<u>Invoice Number</u>	<u>Payment Details</u>	<u>Amount</u>	<u>Discount</u>	<u>Retention</u>	<u>PPS</u>				
\$APINVC			58583P1608	TAXI CHARGES-MKT	720.96							

158278	31/08/2016	ADVANCED SPATIAL TECHNOLOGIES PTY LTD										8,904.50
--------	------------	---------------------------------------	--	--	--	--	--	--	--	--	--	----------

			<u>Invoice Number</u>	<u>Payment Details</u>	<u>Amount</u>	<u>Discount</u>	<u>Retention</u>	<u>PPS</u>				
\$APINVC			00009212	AUTODESK SOFTWARE SUBSCRIPTION	8,904.50							

158279	31/08/2016	CEDA										360.00
--------	------------	------	--	--	--	--	--	--	--	--	--	--------

			<u>Invoice Number</u>	<u>Payment Details</u>	<u>Amount</u>	<u>Discount</u>	<u>Retention</u>	<u>PPS</u>				
\$APINVC			823-220326	SHPNG WA'S FUTR-REGO-M MILEHAM&E	360.00							



MUNICIPAL FUND



From Period 2	To Period 2	From Date	To Date
		1/08/2016	31/08/2016

***Cheque/EFT
Number***

Number	Payment Date	Payee							Payment Amount
158280	31/08/2016	CENTRAL CITY MEDICAL CENTRE							120.00
			<u>Invoice Number</u>	<u>Payment Details</u>		<u>Amount</u>	<u>Discount</u>	<u>Retention</u>	<u>PPS</u>
	\$APINVCE		0692979	HEP A & B VACCINATION		120.00			
158281	31/08/2016	CHAMPION MUSIC							4,488.00
			<u>Invoice Number</u>	<u>Payment Details</u>		<u>Amount</u>	<u>Discount</u>	<u>Retention</u>	<u>PPS</u>
	\$APINVCE		00028216	ENTERTAINMENT-WINTER SUPPER CLUB		2,068.00			
	\$APINVCE		00028217	WINTER SUPPER CLUB-TOWN HALL		2,420.00			
158282	31/08/2016	PROSEGUR AUSTRALIA PTY LTD T/AS CHUBB SECURITY							23,417.55
			<u>Invoice Number</u>	<u>Payment Details</u>		<u>Amount</u>	<u>Discount</u>	<u>Retention</u>	<u>PPS</u>
	\$APINVCE		W2233395	PARKING COIN BOXES COLLECTIO 18/7-22/7		4,055.44			
	\$APINVCE		W2227177	COIN COLLECTING SERVICES-27/6-28/6/16		6,250.52			
	\$APINVCE		W2229669	COIN COUNTING&BANKING SERV-11-15/7/16		4,430.11			
	\$APINVCE		W2228423	COIN COUNTING&BANKING SERV-4-8/7/16		4,277.27			
	\$APINVCE		W2234839	PARKING COIN BOXES COLLECTION-25/07-29/7		4,404.21			
158283	31/08/2016	CITY MOTORS HOLDEN							34,892.99
			<u>Invoice Number</u>	<u>Payment Details</u>		<u>Amount</u>	<u>Discount</u>	<u>Retention</u>	<u>PPS</u>
	\$APINVCE		N26756	NEW VEHICLE-1GBT277/UT048		34,476.79			
	\$APINVCE		N26756	VEHICLE REGO-1GBT277/UT048		416.20			
158284	31/08/2016	CITY OF JOONDALUP							1,357.61
			<u>Invoice Number</u>	<u>Payment Details</u>		<u>Amount</u>	<u>Discount</u>	<u>Retention</u>	<u>PPS</u>
	\$APINVCE		17432	REIMBURSE LSL-PHILLIP CAPLE		1,357.61			
158285	31/08/2016	CITY OF STIRLING							31,042.80
			<u>Invoice Number</u>	<u>Payment Details</u>		<u>Amount</u>	<u>Discount</u>	<u>Retention</u>	<u>PPS</u>
	\$APINVCE		1024021401	RATES-22 ROBERTS ST WEST OSBORNE PARK		31,042.80			

Payment Details by Invoice

MUNICIPAL FUND

From Period 2 To Period 2 From Date 1/08/2016 To Date 31/08/2016

Cheque/EFT
Number

Payment Date Payee

Payment Amount

158286	31/08/2016	CLASSIC TREE SERVICES	17,139.83			
		<u>Invoice Number</u>	<u>Payment Details</u>	<u>Amount</u>	<u>Discount</u>	<u>Retention</u>
	\$APINVCE	23182	REPORT ON EUC AT 160 BROADWAY	400.42		PPS
	\$APINVCE	23268	STREET TREE MAINT-MOUNTS BAY RD	1,897.90		
	\$APINVCE	23410	TREE PRUNNING-KINGS PARK AVE	3,375.01	67.50	
	\$APINVCE	23128	TREE MAINT-35 EVERETT ST	236.80		
	\$APINVCE	23254	MNTNCE-MEDI CAP HALE ST TREES	1,100.00	22.00	
	\$APINVCE	23409	TREE PRUNNING-88 ROYAL ST	790.49	15.81	
	\$APINVCE	23408	STREET TREE PRUNNING-RICHARDSON ST	9,637.27	192.75	
				298.06		

158287	31/08/2016	CONTEK COMMUNICATIONS	4,840.00			
		<u>Invoice Number</u>	<u>Payment Details</u>	<u>Amount</u>	<u>Discount</u>	<u>Retention</u>
	\$APINVCE	00006002	PIT RAISING TELSTRA MERCANTILE LN	4,840.00		PPS



CITY of PERTH

Payment Details by Invoice

MUNICIPAL FUND

From Period 2 To Period 2 From Date 1/08/2016 To Date 31/08/2016

Cheque/EFT
Number

Payment Date Payee

158288 31/08/2016 STAPLES T/AS CORPORATE EXPRESS AUSTRALIA LIMITED

Invoice Number		Payment Details		Amount	Discount	Retention	PPS	Payment Amount
\$APINVC	9018494734	STATIONERY/CATERING-CSC		120.85				13,779.34
\$APINVC	9018569724	OFFICE SUPPLIES-CPP		60.39				
\$APINVC	9018688301	STATIONERY-LIB		348.71				
\$APINVC	9018515138	STATIONERY-PKS		67.77				
\$APINVC	9018496965	STATIONERY-/KITCHEN&CATERING SUPP-LIB		70.55				
\$APINVC	9018485400	STATIONERY&CATERING SUPPLIES-CSC		82.62				
\$APINVC	9018689039	STATIONERY-CAS		41.97				
\$APINVC	9018688469	OFFICE/KITCHEN SUPPLIES-DAU		235.70				
\$APINVC	9018563642	STATIONERY-CMS		87.74				
\$APINVC	9018505209	STATIONERY-LM OFFICE		62.13				
\$APINVC	9018593611	CATERING SUPPLIES-CPP LVL 5		26.32				
\$APINVC	9018526864	STATIONERY-PL8		71.39				
\$APINVC	9018449146	STATIONERY-GOV		179.20				
\$APINVC	9018634907	STATIONERY-CDU		171.17				
\$APINVC	9018564740	STATIONERY-WAC		105.05				
\$APINVC	9018671426	STATIONERY-PRINT ROOM		83.84				
\$APINVC	9018656997	STATIONERY-LM		186.36				
\$APINVC	9018647858	STATIONERY-PRINT ROOM		41.92				
\$APINVC	9018635409	STATIONERY/CATERING SUPPLIES-DAU		192.73				
\$APINVC	9018543129	STATIONERY-MKT		79.93				
\$APINVC	9018518685	OFFICE/KITCHEN SUPPLIES-CPP		520.82				
\$APINVC	9018559239	STATIONERY-GOV		134.02				
\$APINVC	9018449493	STATIONERY/KITCHEN SUPPLIES-DAI		129.73				
\$APINVC	9018526393	STATIONERY-CPP		129.65				
\$APINVC	9018518519	STATIONERY&CLEANING PRODUCTS-HR		84.10				
\$APINVC	9018606707	STATIONERY-CPP		17.24				
\$APINVC	9018538226	STATIONERY-MKT		37.30				
\$APINVC	9018473502	STATIONERY & CATERING SUPPLIES-GOV		192.27				
\$APINVC	9018518298	STATIONERY-CMS		10.84				
\$APINVC	9018588274	STATIONERY-EDA		137.62				
\$APINVC	9018656188	STATIONERY-CDU		102.78				
\$APINVC	9018538901	OFFICE/KITCHEN SUPPLIES-CAS/PSU		120.63				
\$APINVC	9018554713	PRINTING - COP - ENVELOPES		207.24				
\$APINVC	9018685777	STATIONERY-CAS		2.64				



Payment Details by Invoice

MUNICIPAL FUND

From Period 2 To Period 2 From Date 1/08/2016 To Date 31/08/2016

Cheque/EFT
Number

Payment Amount

\$APINVCE	9018660043	OFFICE/KITCHEN SUPPLIES-DAU	132.73
\$APINVCE	9018525065	STATIONERY-FIN	156.05
\$APINVCE	9018539317	STATIONERY-TOWN HALL	33.47
\$APINVCE	9018515545	OFFICE/KITCHEN SUPPLIES-DCS	78.18
\$APINVCE	9018599969	STATIONERY-SPM	63.09
\$APINVCE	9018530311	STATIONERY, KITCHEN&CLEANING SUPPLIES	439.20
\$APINVCE	9018538875	STATIONERY-MKT	267.63
\$APINVCE	9018609966	STATIONERY-EDA	55.78
\$APINVCE	9018517472	KITCHEN SUPPLIES-PKS	83.66
\$APINVCE	9018632857	KITCHEN SUPPLIES-PLE8	24.60
\$APINVCE	9018688721	STATIONERY-LIB	7.32
\$APINVCE	9018609094	STATIONERY - CDU	24.06
\$APINVCE	9018443066	STATIONERY & CLEANING SUPPLIES	46.22
\$APINVCE	9018460797	STATIONERY-CDU&TU	151.72
\$APINVCE	9018542845	STATIONERY-PPM	182.93
\$APINVCE	9018554267	COP LETTERHEAD/STATIONERY-GOV	219.70
\$APINVCE	9018636741	STATIONERY-DAIM	6.40
\$APINVCE	9018647346	STATIONERY-GOV	169.13
\$APINVCE	9018525122	STATIONERY-CMS	15.57
\$APINVCE	9018458692	STATIONERY-LIBRARY	719.88
\$APINVCE	9018598557	STATIONERY/CATERING SUPPLIES-FIN	213.64
\$APINVCE	9018648450	STATIONERY-LIB	237.62
\$APINVCE	9018655849	STATIONERY-CMS	87.41
\$APINVCE	9018660825	STATIONERY-LM	150.00
\$APINVCE	9018683439	STATIONERY-CAS	597.20
\$APINVCE	9018529872	STATIONERY-LIB	350.43
\$APINVCE	9018483296	STATIONERY-MKT	80.23
\$APINVCE	9018662698	STATIONERY-CAS/PSU	229.87
\$APINVCE	9018521514	STATIONERY-EDU	29.00
\$APINVCE	9018609807	OFFICE SUPPLIES-SDU	42.59
\$APINVCE	9018609969	OFFICE/KITCHEN SUPPLIES-CPP	102.75
\$APINVCE	9018569587	CATERING SUPPLIES-CPP	50.85
\$APINVCE	9018677027	LM BUSINESS CARDS	357.49
\$APINVCE	9018562880	OFFICE/KITCHEN SUPPLIES-DAU	142.73
\$APINVCE	9018500896	STATIONERY-CDU	43.25
\$APINVCE	9018443676	STATIONERY-PLE8	44.86
\$APINVCE	9018572663	OFFICE/KITCHEN SUPPLIES-LM	315.81



Payment Details by Invoice

MUNICIPAL FUND

From Period 2 To Period 2 From Date 1/08/2016 To Date 31/08/2016

Cheque/EFT
Number

Payment Amount

Payment Date Payee

\$APINVOICE	9018531624	STATIONERY-PLE8	99.92
\$APINVOICE	9018630909	STATIONERY-LIB	12.56
\$APINVOICE	9018610415	STATIONERY & KITCHEN SUPPLIES-SPM	63.93
\$APINVOICE	9018623396	STATIONERY/CLEANING&KITCHEN SUPPLIES-LIB	198.14
\$APINVOICE	9018501215	STATIONERY-CDU	26.84
\$APINVOICE	9018443100	STATIONERY, KITCHEN&CATERING SUPP-CEO	262.84
\$APINVOICE	9018469768	STATIONERY-CPP	274.56
\$APINVOICE	9018473636	STATIONERY-LM	143.35
\$APINVOICE	9018483882	STATIONERY-CDU	161.17
\$APINVOICE	9018554264	STATIONERY - DCC	119.66
\$APINVOICE	9018460517	STATIONERY & KITCHEN SUPPLIES-CAS & PSU	88.70
\$APCREDIT	9018521007	STAPLES T/AS CO-9017887612	(185.00)
\$APINVOICE	9018585322	OFFICE/KITCHEN SUPPLIES-HR	62.75
\$APINVOICE	9018528156	OFFICE/KITCHEN SUPPLIES-DAU	203.72
\$APINVOICE	9018465520	CATERING SUPPLIES-IT	33.53
\$APINVOICE	9018588246	STATIONERY/CATERING/CLEANING & PRINTING	179.00
\$APINVOICE	9018563500	OFFICE SUPPLIES-LIB	71.25
\$APINVOICE	9018502142	STATIONERY-CMS	249.61
\$APINVOICE	9018442894	STATIONERY - LIB	17.34
\$APINVOICE	9018466366	STATIONERY-CDU	17.73
\$APINVOICE	9018587134	STATIONERY-PLE8	60.12
\$APINVOICE	9018582647	STATIONERY-MKT	7.06
\$APINVOICE	9018538307	STATIONERY - DCC	108.04
\$APINVOICE	9018575407	STATIONERY-CPP	59.13
\$APINVOICE	9018461046	STATIONERY-SPM	200.84
\$APINVOICE	9018473634	CATERING SUPPLIES - T BAGS-CPP	32.75
\$APINVOICE	9018648699	STATIONERY-CPP	62.22
\$APINVOICE	9018649798	STATIONERY-GOV	194.87
\$APINVOICE	9018646148	KITCHEN SUPPLIES-CPP	61.37
\$APINVOICE	9018484147	STATIONERY-CAS & PSU	70.07
\$APINVOICE	9018635919	STATIONERY-LIB	265.66
\$APINVOICE	9018494831	STATIONERY-CDU	13.97
\$APINVOICE	9018632860	STATIONERY-DATA&INFORMATION	209.98
\$APINVOICE	9018649039	STATIONERY/CATERING SUPPLIES-FIN	199.90
\$APINVOICE	9018515230	STATIONERY/CATERING&KITCHEN SUPPLIES-CSC	35.49



CITY of PERTH

Payment Details by Invoice

MUNICIPAL FUND

From Period 2 To Period 2 From Date 1/08/2016 To Date 31/08/2016

Cheque/EFT

Cheque/EFT Number	Payment Date	Payee	Invoice Number	Payment Details	Amount	Discount	Retention	PPS	Payment Amount
158289	31/08/2016	CROWN SECURITY			100.38				100.38
\$APINVCE			66835	TOWN HALL - ANNUAL SECURITY CHECKS	100.38				
158290	31/08/2016	DALTON'S CITY NEWS			323.65				323.65
\$APINVCE			46157	SUPPLY OF NEWSPAPERS-C/HSE	323.65				
158291	31/08/2016	DAVID GRAY & CO PTY LTD			269.50				269.50
\$APINVCE			1425124	SUPPLY 1100L GREEN BIN & RED LID	269.50				
158292	31/08/2016	DELL COMPUTERS			3,168.00				3,168.00
\$APINVCE			2407969242	SUPPLY-DELL P2214H 21.5" MONITOR	3,168.00				
158293	31/08/2016	LANDGATE			9,679.73				9,679.73
\$APINVCE			710281	LANDGATE SEARCHES	99.40				
\$APINVCE			6-10000427	INTERIM RATES	1,828.57				
\$APINVCE			59750308	EXTRACTION OF RECTIFIED AERIAL IMAGERYX4	523.60				
\$APINVCE			323265	GROSS RENTAL VALUATIONS CHARGABLE	7,228.16				
158294	31/08/2016	DEPUTY COMMISSIONER OF TAXATION			604,081.00				604,081.00
\$APINVCE			27100-1908	PAYROLL DEDUCTION P/E 19/08/2016	604,081.00				



Payment Details by Invoice

MUNICIPAL FUND

From Period 2 To Period 2 From Date 1/08/2016 To Date 31/08/2016

Cheque/EFT
Number

Payment Date Payee

Payment Amount

158295	31/08/2016	DESIGN PLUMBING	Invoice Number	Payment Details	Amount	Discount	Retention	PPS	6,719.09
\$APINVC			100607	PLUMBING MNTNCE-TRACKSIDE BAKERY	217.13				
\$APINVC			100608	LOADING DOCK - UNPLANNED MAINTENANCE	642.40				
\$APINVC			100593	PLUMBING MNTNCE-COUNCIL HSE	138.89				
\$APINVC			100613	PLUMBING SERVICES-PCEC CP	383.37				
\$APINVC			100597	PLUMBING MNTNCE-OSBORNE PK WORKS DEPOT	232.53				
\$APINVC			100604	PLUMBING MNTNCE-FORREST PL LOADING DOCK	138.89				
\$APINVC			100596	PLUMBING MNTNCE-COMM CNTR TRAIN STN	356.69				
\$APINVC			100603	PLUMBING MNTNCE-REGAL PLACE	208.33				
\$APINVC			100600	PLUMBING MNTNCE-LIBRARY	189.49				
\$APINVC			100615	LOADING DOCK - UNPLANNED MAINTENANCE	138.89				
\$APINVC			100592	PLUMBING MNTNCE-LAKE VASTO PK TOILETS	347.22				
\$APINVC			100609	PLUMBING MNTNCE-FORREST PL APT	750.77				
\$APINVC			100602	PLUMBING MNTNCE-REGAL PLACE	221.53				
\$APINVC			100610	LOADING DOCK - UNPLANNED MAINTENANCE	782.43				
\$APINVC			100595	PLUMBING MNTNCE-COMM CNTR TRAIN	305.27				
\$APINVC			100601	PLUMBING MNTNCE-COUNCIL HSE	138.89				
\$APINVC			100591	GASWORKS - WATER LEAK	277.77				
\$APINVC			100599	PLUMBING MNTNCE-MAYFAIR CP	138.89				
\$APINVC			100605	PLUMBING MNTNCE-COUNCIL HSE	208.33				
\$APINVC			100612	PLUMBING MNTNCE-LOADING DOCK STAFF	138.89				
\$APINVC			100606	PLUMBING MNTNCE-HIS MAJ CP	277.77				
\$APINVC			100611	PLUMBING MNTNCE-CITISTATION REST CNTR	345.83				
\$APINVC			100598	PLUMBING MNTNCE-HIS MAJ CP	138.89				
158296	31/08/2016	DIAMOND LOCK & KEY			1,024.90				

	Invoice Number	Payment Details	Amount	Discount	Retention	PPS
\$APINVC	208825	QNS GDNS STORE, REPLACE LOCK	210.90			
\$APINVC	208693	ABRAHAM RESER, INSTALL GALAXY CYLINDER	453.00			
\$APINVC	208635	CHANGE LOCK BARRELS	361.00			

Payment Details by Invoice

MUNICIPAL FUND

From Period 2 To Period 2 From Date 1/08/2016 To Date 31/08/2016

Cheque/EFT
Number

Payment Date Payee

Payment Amount

158297	31/08/2016	DILENA METAL SALES					426.00
--------	------------	--------------------	--	--	--	--	--------

		<u>Invoice Number</u>	<u>Payment Details</u>	<u>Amount</u>	<u>Discount</u>	<u>Retention</u>	<u>PPS</u>
\$APINVCE		125280	BRIGHT ROD	61.00			
\$APINVCE		124985	SUPPLY-50NB PIPE	85.00			
\$APINVCE		125015	SUPPLY OF STEEL	280.00			

158298	31/08/2016	DONEGAN ENTERPRISES PTY LTD					3,828.00
--------	------------	-----------------------------	--	--	--	--	----------

		<u>Invoice Number</u>	<u>Payment Details</u>	<u>Amount</u>	<u>Discount</u>	<u>Retention</u>	<u>PPS</u>
\$APINVCE		00004255	MOUNTS BAY RD FORESHORE-BIN ENCLOSURES	1,540.00			
\$APINVCE		00004251	INSTALL-4XPRECAST CONCRETE BIN PADS	2,288.00			

158299	31/08/2016	DULUX AUSTRALIA LIMITED					1,932.93
--------	------------	-------------------------	--	--	--	--	----------

		<u>Invoice Number</u>	<u>Payment Details</u>	<u>Amount</u>	<u>Discount</u>	<u>Retention</u>	<u>PPS</u>
\$APINVCE		C040191679	VARIOUS PAINT AND IMPLEMENTS	126.87			
\$APINVCE		C040191408	SUPPLY OF VARIOUS PAINTS&ACCESSORIES	208.37			
\$APINVCE		04-0192053	SUPPLY VARIOUS PAINTS&ACCESSORIES	99.19			
\$APINVCE		40191002	VARIOUS PAINT AND IMPLEMENTS	232.61			
\$APINVCE		C040191542	VARIOUS PAINT AND IMPLEMENTS	14.36			
\$APINVCE		C040191458	SUPPLY OF VARIOUS PAINTS&ACCESSORIES	196.29			
\$APINVCE		40190864	VARIOUS PAINT AND IMPLEMENTS	99.57			
\$APINVCE		C040191835	VARIOUS PAINT AND IMPLEMENTS	188.56			
\$APINVCE		40190963	VARIOUS PAINT AND IMPLEMENTS	233.13			
\$APINVCE		04-0192082	PAINT	142.00			
\$APINVCE		04-0192314	PAINT	211.35			
\$APINVCE		04-0192529	SUPPLY VARIOUS PAINTS&ACCESSORIES	127.88			
\$APINVCE		C040191802	VARIOUS PAINT AND IMPLEMENTS	52.75			

158300	31/08/2016	DUN & BRADSTREET (AUST) PTY LTD					198.63
--------	------------	---------------------------------	--	--	--	--	--------

		<u>Invoice Number</u>	<u>Payment Details</u>	<u>Amount</u>	<u>Discount</u>	<u>Retention</u>	<u>PPS</u>
\$APINVCE		787060	DEBT COLLECTION-LIBRARY	5.30			
\$APINVCE		786535	DEBT COLLECTION-LIBRARY 01/07-06/07	54.39			
\$APINVCE		787480	DEBT COLLECTION-LIBRARY	18.62			
\$APINVCE		787908	DEBT COLLECTION 26/7-29/7 LIBRARY	120.32			

Payment Details by Invoice

MUNICIPAL FUND

From Period 2 To Period 2 From Date 1/08/2016 To Date 31/08/2016

Cheque/EFT
Number

Payment Date Payee

Payment Amount

158301	31/08/2016	ETC					14,014.00
--------	------------	-----	--	--	--	--	-----------

			Invoice Number	Payment Details	Amount	Discount	Retention	PPS
\$APINVCE			00020897	COUNCIL HOUSE ACCESS CONTROL	4,413.20			
\$APINVCE			00020876	CONSULTANCY-EMERGENCY GENERATOR	9,600.80			

158302	31/08/2016	EXPO DOCUMENT COPY CENTRE					11,764.52
--------	------------	---------------------------	--	--	--	--	-----------

			Invoice Number	Payment Details	Amount	Discount	Retention	PPS
\$APINVCE			143,829	CP CORFLUTES 560 X 885NN X 25	853.60			
\$APINVCE			143,903	HANGING BANNERS ROE ST CP	865.70			
\$APINVCE			143,412	CHOUSE, WINDOW FROSTING TO LEVEL 2	1,978.90			
\$APINVCE			143,830	YOUR CITY YOUR CAR PARKS COREFLUTES	470.25			
\$APINVCE			143,550	REFLECTIVE SQUARES FOR BOLLARDS X 400	702.90			
\$APINVCE			143,609	LIFT ACCESS SIGNAGE-COUNCIL HSE	125.72			
\$APINVCE			143,825	AFTER HOURS RELEASE SIGN ROE ST	118.02			
\$APINVCE			143,826	COVER UP STICKERS PIER ST&HIS MAJESTY'S	312.40			
\$APINVCE			143,570	SIGNAGE REPAIRS&GRAPHIC RESKIN HAY ST	1,023.36			
\$APINVCE			143,708	TARGA WEST CORFLUTES X 3	155.23			
\$APINVCE			143,828	CONCERT HALL ENTRY SIGN	1,673.10			
\$APINVCE			143,496	FEE SIGN-PEDESTRIAN ARCADE HI MAJ CP	82.52			
\$APINVCE			143822	SCRAM-CONCERT HALL SIGNAGE REPLACEMENT	1,535.57			
\$APINVCE			143,555	RESERVED PARKING SIGNS JUNE/JULY 2016	91.74			
\$APINVCE			143,411	JH ABRAHAMS TEMP INSTALL X 1	165.04			
\$APINVCE			143,495	CAR PARK CLOSED SIGNS X2-HEIRISSON ISL	553.30			
\$APINVCE			143,824	J H ABRAHAMS DISABILITY CORFLUTE INSTAL	118.87			
\$APINVCE			143,327	SOUTH WARD FEE LABELS X 25	169.40			
\$APINVCE			143,511	CONCRSE-SITE SURVEY LIGHTBOX	768.90			

158303	31/08/2016	EXPERIENCE PERTH					360.00
--------	------------	------------------	--	--	--	--	--------

			Invoice Number	Payment Details	Amount	Discount	Retention	PPS
\$APINVCE			5119	RENEWAL GOLD MEMBERSHIP-2016/17	360.00			



MUNICIPAL FUND



To Date 31/08/2016

Payment Amount

[illegible]

MUNICIPAL FUND



To Date 31/08/2016

Payment Amount

158310	31/08/2016	DANIELS PRINTING CRAFTSMEN							673.20
		<u>Invoice Number</u>	<u>Payment Details</u>	<u>Amount</u>	<u>Discount</u>	<u>Retention</u>	<u>PPS</u>		
	\$APINVCE	40357	YOUNG ADULT BOOK CLUB DL CARDS X 250	139.70					
	\$APINVCE	40312	LIBRARY BOOKMARKS X 5000	533.50					
158311	31/08/2016	ALSCO PTY LTD						937.35	
		<u>Invoice Number</u>	<u>Payment Details</u>	<u>Amount</u>	<u>Discount</u>	<u>Retention</u>	<u>PPS</u>		
	\$APINVCE	PER1610049	LAUNDRY SERVICES	116.20					
	\$APINVCE	PER1602723	LAUNDRY SERVICES-ROD EVANS CNTR	116.20					
	\$APINVCE	PER1602228	LAUNDRY SERVICES-WHITE BATH TOWELS	306.94					
	\$APINVCE	PER1606346	LAUNDRY SERVICES-ROD EVANS CNTR	116.20					
	\$APINVCE	PER1602600	LAUNDRY SERVICES-TEA TOWEL SUPPLY	165.61					
	\$APINVCE	PER1608210	LAUNDRY SVCS-ROD EVANS CNTR	116.20					
158312	31/08/2016	FUJI XEROX AUSTRALIA PTY LTD						3,001.66	
		<u>Invoice Number</u>	<u>Payment Details</u>	<u>Amount</u>	<u>Discount</u>	<u>Retention</u>	<u>PPS</u>		
	\$APINVCE	CP881992	MNTNCE-EQUIPMENT & SERVICE-REF 108468	2,768.35					
	\$APINVCE	INS3961	STATIONERY	233.31					
158313	31/08/2016	ELGAS SWAP AND GO						114.79	
		<u>Invoice Number</u>	<u>Payment Details</u>	<u>Amount</u>	<u>Discount</u>	<u>Retention</u>	<u>PPS</u>		
	\$APINVCE	0364530119	GAS BOTTLE EXCHANGE FOR BBQS	114.79					
158314	31/08/2016	GHD PTY LTD						1,915.10	
		<u>Invoice Number</u>	<u>Payment Details</u>	<u>Amount</u>	<u>Discount</u>	<u>Retention</u>	<u>PPS</u>		
	\$APINVCE	610036759	TECH SVCS&TENDER SUPPORT	1,915.10					
158315	31/08/2016	GLOBETROTTER CORPORATE TRAVEL						857.44	
		<u>Invoice Number</u>	<u>Payment Details</u>	<u>Amount</u>	<u>Discount</u>	<u>Retention</u>	<u>PPS</u>		
	\$APINVCE	554329	FLIGHTS - TABITHA MCMULLAN PTH/QLD 4-6/9	857.44					
158316	31/08/2016	GREENWAY ENTERPRISES						592.38	
		<u>Invoice Number</u>	<u>Payment Details</u>	<u>Amount</u>	<u>Discount</u>	<u>Retention</u>	<u>PPS</u>		
	\$APINVCE	76785	BAHCO PRIZECUT 300 SAW	113.12					
	\$APINVCE	76630	SUPPLY-SOLO SPRAYER/CYCLONE LEAF RAKE	275.44					
	\$APINVCE	76626	SUPPLY CYCLONE PLUMBERS SHOVEL X 3	157.97					
	\$APINVCE	76415	SUPPLY-CORONA SHARPENING TOOL/FOLDING SA	45.85					

Payment Details by Invoice

MUNICIPAL FUND

From Period 2 To Period 2 From Date 1/08/2016 To Date 31/08/2016

Cheque/EFT

Number Payment Date Payee Payment Amount

158317 31/08/2016 GRACE REMOVALS GROUP 200.28

Invoice Number	Payment Details	Amount	Discount	Retention	PPS
160700188	COUNCIL HOUSE - GLASS STORAGE	100.14			
160600182	COUNCIL HOUSE - GLASS STORAGE 3/7-30/7	100.14			

158318 31/08/2016 HANG ART 132.00

Invoice Number	Payment Details	Amount	Discount	Retention	PPS
00001846	PICK UP ARTWORK	132.00			



CITY of PERTH

Payment Details by Invoice

MUNICIPAL FUND

From Period 2 To Period 2 From Date 1/08/2016 To Date 31/08/2016

Cheque/EFT
Number

Payment Date Payee

158319 31/08/2016 HAYS PERSONNEL SERVICES (AUST) PTY LTD

Invoice Number		Payment Details		Amount	Discount	Retention	PPS	Payment Amount
\$APINVCE	5975713	LABOUR HIRE-W JOHNSON-W/E 10/07		1,715.21				85,790.28
\$APINVCE	5955304	LABOUR HIRE-G MELIA W/E 3/7/16		2,069.61				
\$APINVCE	5998858	M RUEDA W/E 24/7/16		78.33				
\$APINVCE	5998864	LABOUR HIRE-C LEWIS-W/E 24/07		2,836.64				
\$APINVCE	5982346	LABOUR HIRE-B GAUDET-W/E 17/07		1,644.72				
\$APINVCE	6003038	LABOUR HIRE-K SMITH-W/E 24/07		1,645.05				
\$APINVCE	5962097	LABOUR HIRE-W JOHNSON-W/E 03/07		2,114.64				
\$APINVCE	5968763	LABOUR HIRE-A GUPTA-W/E 10/07		2,466.75				
\$APINVCE	5968767	LABOUR HIRE-Y RAI-W/E 10/07		668.58				
\$APINVCE	5955300	LABOUR HIRE-C ALLEN W/E 03/07		1,939.12				
\$APINVCE	5955297	LABOUR HIRE-A GUPTA-W/E 03/07		1,991.99				
\$APINVCE	5968765	LABOUR HIRE-C ALLEN-W/E 10/07		1,965.87				
\$APINVCE	5982350	LABOUR HIRE-C LEWIS-W/E 17/07		2,343.31				
\$APINVCE	5966755	LABOUR HIRE-T WEIR W/E 10/7/16		990.00				
\$APINVCE	5994296	LABOUR HIRE-Y RAI-W/E 24/07		668.58				
\$APINVCE	6003037	LABOUR HIRE-W JOHNSON-W/E 24/07		2,161.63				
\$APINVCE	5998859	J FANATA W/E 24/7/16		1,485.00				
\$APINVCE	5998860	LABOUR HIRE-C ALLEN-W/E 24/7		1,845.51				
\$APINVCE	5952978	LABOUR HIRE-I MARTIN-W/E 03/07		1,644.72				
\$APINVCE	5968768	LABOUR HIRE-G MELIA-W/E 10/07		2,220.37				
\$APINVCE	5955305	LABOUR HIRE-C LEWIS W/E 3/7/16		2,343.31				
\$APINVCE	5980233	LABOUR HIRE-TANYA WEIR W/E 17/7/16		990.00				
\$APINVCE	5982342	LABOUR HIRE-A GUPTA W/E 17/7/16		2,455.62				
\$APINVCE	5952979	LABOUR HIRE-T WEIR-W/E 03/07		990.00				
\$APINVCE	5998862	J GAMI W/E 24/7/16		2,046.42				
\$APINVCE	5955299	LABOUR HIRE-J FANATA-W/E 03/07		1,881.00				
\$APINVCE	5982351	LABOUR HIRE-L MCCOLL-W/E 17/7/16		1,645.05				
\$APINVCE	5982347	LABOUR HIRE-JITESH GAMI W/E 17/7/16		2,046.42				
\$APINVCE	5989216	LABOUR HIRE-K SMITH-W/E 17/07		1,623.12				
\$APINVCE	5989215	LABOUR HIRE-W JOHNSON-W/E 17/07		2,114.64				
\$APINVCE	5982349	LABOUR HIRE-G MELIA-W/E 17/07		2,878.26				
\$APINVCE	5998861	T WEIR W/E 24/7/16		990.00				
\$APINVCE	5968766	LABOUR HIRE-J GAMI W/E 10/7/16		2,046.42				
\$APINVCE	5998856	LABOUR HIRE-A GUPTA-W/E 24/7		2,428.11				



CITY of PERTH

Payment Amount

MUNICIPAL FUND



TRIM 159211/16 MN 381/16 PAYMENTS FROM MUNICIPAL AND TRUST FUNDS – AUGUST 2016

From Period 2		To Period 2		From Date	1/08/2016	To Date	31/08/2016	CITY of PERTH	
Cheque/EFT Number				Payment Date	Payee	Payment Amount			
					5998865	LABOUR HIRE-L MCCOLL W/E 24/7	1,645.05		
					5998863	LABOUR HIRE-G MELIA-W/E 24/07	1,699.54		
					5955302	LABOUR HIRE-J GAMI-W/E 03/07	2,046.42		
					5982343	LABOUR HIRE-J SHEPHERDSON-W/E 17/7	2,219.98		
					5955303	LABOUR HIRE-Y RAI-W/E 03/07	1,002.87		
					5955298	LABOUR HIRE-I MARTIN-W/E 10/07	630.48		
					5998857	LABOUR HIRE-J SHEPHERDSON-W/E 24/07	1,757.48		
					5968764	LABOUR HIRE-J SHEPHERDSON-W/E 10/07	2,867.47		
					5955306	LABOUR HIRE-L MCCOLL W/E 3/7/16	1,645.05		
					5968769	LABOUR HIRE-COLBY LEWIS W/E 10/7/16	2,929.14		
					5968770	LABOUR HIRE-L MCCOLL W/E 10/07	1,645.05		
					5982348	LABOUR HIRE-Y RAI-W/E 17/07	732.73		
					5955301	LABOUR HIRE-B GAUDET W/E 3/7/16	2,055.90		
					5982345	LABOUR HIRE-CIARA ALLEN-W/E 17/7/16	1,939.12		
158320				31/08/2016	CHALLENGE CHEMICALS AUST		134.20		
					<u>Invoice Number</u>	<u>Payment Details</u>	<u>Amount</u>	<u>Discount</u>	<u>Retention</u>
				\$APINVCE	19611	SUPPLY-SOLUTION 312 20KG	134.20		PPS
158321				31/08/2016	HEWLETT PACKARD		56,229.88		
					<u>Invoice Number</u>	<u>Payment Details</u>	<u>Amount</u>	<u>Discount</u>	<u>Retention</u>
				\$APINVCE	6015360	2016/17 TRIM,SP 475 LICENSES-HP SUPPORT	56,229.88		PPS
Report Name [Warrant 2.rpt]				MCHOPR				Print Date	5/09/20
								Page Number	1

Payment Details by Invoice

MUNICIPAL FUND

From Period 2 To Period 2 From Date 1/08/2016 To Date 31/08/2016

Cheque/EFT
Number

Payment Date Payee

158322 31/08/2016 HIGH SPEED ELECTRICS

Invoice Number	Payment Details	Amount	Discount	Retention	PPS
20858B	ELECTRICAL WORKS-VARIOUS LOCATIONS	2,204.04			
00020849	ELECTRICAL WORKS-VICTORIA GDNS 01/03	76.64			
00020840	ELECTRICAL WORKS-CALL OUT ST GEORGES TCE	500.01			
20866B	ELECTRICAL WORKS-VARIOUS LOCATIONS	4,656.76			
00020865	ELECT MNTNCE-RIVERSIDE DVE	583.45			
00020863	ELECT MNTNCE-MURRAY ST	129.11			
20835-C	ELECTRICAL MNTNCE-RUSSELL SQ	1,118.01			
00020475	ELECTRICAL REPAIRS-PLAISTOWE MEWS	86.54			
20885A	ELECTRICAL MNTNCE-MURRAY ST	1,168.87			
00020880	ELECTRICAL MNTNCE-RIVERSIDE DVE	464.84			
00020839	ELECTRICAL WORKS-CRAWLEY AREA	2,888.46			
00020845	ELECT MNTNCE-POINT FRASER	964.82			
20325B	ELECTRICAL MNTNCE-BELLEVE TCE	621.87			
00020876	ELECTRICAL WORKS-VARIOUS LOCATIONS	2,320.10			
00020476	ELECTRICAL REPAIRS-PLAISTOWE MEWS	86.54			
00020851	ELECT MNTNCE-OLD BEL VIDIERE PROM	85.00			
00020805	ELECTRICAL MNTNCE-NEWCASTLE STREET	363.02			
00020844	ELECTRICAL WORKS-HAIG PARK CIR	243.24			
20833A	ELECTRICAL MNTNCE-VICTORIA GARDENS	1,387.31			
20869A	ELECTRICAL WORKS-WO 118743 VARIOUS LOC	1,427.06			
00020808	ELECTRICAL MNTNCE-ABERDEEN ST	342.98			
20873B	ELECTRICAL WORKS-VARIOUS LOC 25/7	1,996.46			
00020874	ELECTRICAL WORKS-V GARDENS 21/7	709.01			
00020884	ELECTRICAL MNTNCE-LIGHT INSPECTIONS	565.82			
00020847	ELECTRICAL MNTNCE-NEWCASTLE ST	198.32			
00020852	ELECTRICAL MNTNCE-BRAITHWAITE ST	181.34			
00020846	ELECTRICAL WORKS-JEWEL LANE 7/7	424.27			
20087-A	ELECTRICAL REPAIRS-VICTORIA GARDENS	12,339.92			
00020867	ELECTRICAL MNTNCE-WELLINGTON ST	233.08			
00020848	ELECTRICAL MNTNCE-VICTORIA AVE	163.64			
00020850	ELECTRICAL MNTNCE-HAY ST	437.33			
00020868	ELECT MNTNCE-JAMES & PARKER ST	1,041.13			

Payment Amount

40,008.99



MUNICIPAL FUND



To Date 31/08/2016

Cheque/EFT
Number

	<i>Payment Date</i>	<i>Payee</i>
--	---------------------	--------------

Payment Amount

9 MN 38176 PAYMENTS FROM MUNICIPAL AND TRUST FUNDS AUGUST 20						
158323	31/08/2016	HILLIGHTING				4,719.00
\$APINVCE		BOLLARD LIGHTS X3				
158324	31/08/2016	HIRE SOCIETY				673.96
\$APINVCE		HIRE TABLE & DISHES				
\$APINVCE		EQUIPMENT HIRE 27/07-28/07				
158325	31/08/2016	HOLTON CONNOR ARCHITECTS & PLANNERS				385.00
\$APINVCE		V1 - ADD ARCH & HYDRAULIC SERV JUNE16				
158326	31/08/2016	CHANDLER MACLEOD LTD				6,071.94
\$APINVCE		LABOUR HIRE-G SHUTTLEWORTH 03/07				
\$APINVCE		LABOUR HIRE-G SHUTTLEWORTH W/E 17/7/16				
\$APINVCE		LABOUR HIRE-G SHUTTLEWORTH W/E 24/7/16				
\$APINVCE		LABOUR HIRE-G SHUTTLEWORTH W/E 10/7/16				
158327	31/08/2016	INSIGHT CCS PTY LTD				1,058.21
\$APINVCE		AFTER HRS CALL SERVICE-JUNE 2016				
158328	31/08/2016	INSTITUTE OF PUBLIC ADMINISTRATION AUST				660.00
\$APINVCE		EXECUTIVE WRITING COURSE-K LEES 12/7/16				
158329	31/08/2016	JASOL AUSTRALIA				340.80
\$APINVCE		DISH WASHER CLEANING PRODUCTS				
158330	31/08/2016	KAILIS CON P/L & KONDIL NOMINEES P/L				10,872.87
\$APINVCE		RENT&OUTGOINGS-SEPT 2016-2/344 SCRB BCH				

Payment Details by Invoice

MUNICIPAL FUND

From Period 2 To Period 2 From Date 1/08/2016 To Date 31/08/2016

Cheque/EFT
Number

Payment Date Payee

Payment Amount

158331	31/08/2016	KONICA MINOLTA BUSINESS SOLUTIONS AUSTRALIA PTY							8,417.20
		<i>Invoice Number</i>	<i>Payment Details</i>	<i>Amount</i>	<i>Discount</i>	<i>Retention</i>	<i>PPS</i>		
\$APINVCE		83800122	PRINTER CHARGES-LIBRARY 03/06-02/07	18.52					
\$APINVCE		1336250716	CONSOLIDATED CHARGES JUL16	8,174.35					
\$APINVCE		83826173	COPIER CHARGES-30/4-29/7 LIBRARY	27.52					
\$APINVCE		83830197	PRINTER CHARGES-JULY 16 DEPOT	81.85					
\$APINVCE		83826174	COPIER CHARGES-29/6-28/7 CHILDCARE CNTR	114.96					
158332	31/08/2016	LIGHT APPLICATIONS							1,427.25
		<i>Invoice Number</i>	<i>Payment Details</i>	<i>Amount</i>	<i>Discount</i>	<i>Retention</i>	<i>PPS</i>		
\$APINVCE		00014868	REFURBISH&RE-PROGRAMME DDRC420FR	610.50					
\$APINVCE		00014851	WELLINGTON SQUARE LIGHT REPAIRS	816.75					
158333	31/08/2016	LOCAL HEALTH AUTHORITIES ANALYTICAL COMM							5,188.03
		<i>Invoice Number</i>	<i>Payment Details</i>	<i>Amount</i>	<i>Discount</i>	<i>Retention</i>	<i>PPS</i>		
\$APINVCE		MA2016101	ANALYTICAL SERVICES	5,188.03					
158334	31/08/2016	LO-GO APPOINTMENTS							6,212.75
		<i>Invoice Number</i>	<i>Payment Details</i>	<i>Amount</i>	<i>Discount</i>	<i>Retention</i>	<i>PPS</i>		
\$APINVCE		00414168	LABOUR HIRE-L PEREIRA W/E 16/7/16	2,017.13					
\$APINVCE		00414133	LABOUR HIRE-L PEREIRA W/E 9/7/16	430.32					
\$APINVCE		00414201	LABOUR HIRE-L PEREIRA-W/E 23/07	1,882.65					
\$APINVCE		00414233	LABOUR HIRE-L PEREIRA W/E 30/07	1,882.65					
158335	31/08/2016	BUCHER MUNICIPAL PTY LTD							1,297.75
		<i>Invoice Number</i>	<i>Payment Details</i>	<i>Amount</i>	<i>Discount</i>	<i>Retention</i>	<i>PPS</i>		
\$APINVCE		832907	BIN CONTROL SWITCH X 2 - RT207	87.19					
\$APINVCE		834893	REPAIRS TO BIN LIFTERS-RT207	481.25					
\$APINVCE		833324	SUPPLY LAMP X 3 -LIGHT BAR RT158	152.79					
\$APINVCE		833829	SUPPLY-TAILGATE SEALS	496.55					
\$APINVCE		833703	2 X BIN SWITCHES- RT157	79.97					
158336	31/08/2016	MCINTOSH & SON							30.20
		<i>Invoice Number</i>	<i>Payment Details</i>	<i>Amount</i>	<i>Discount</i>	<i>Retention</i>	<i>PPS</i>		
\$APINVCE		834585	HYDRO FAN X 1 RM007	15.10					
\$APINVCE		1306975	HYDRO FAN X 2, RM007	15.10					



MUNICIPAL FUND

To Date 31/08/2016



Report Name [Warrant 2.rpt] MCHOPR Print Date 5/09/20 Page Number 128

Payment Details by Invoice

MUNICIPAL FUND

From Period 2 To Period 2 From Date 1/08/2016 To Date 31/08/2016

Cheque/EFT

Number Payment Date Payee Payment Amount

158342 31/08/2016 METRO FILTERS 79.00

Invoice Number	Payment Details	Amount	Discount	Retention	PPS
\$APINVCE 00117485	CHILD CARE - CANOPY FILTER CLEAN	20.00			
\$APINVCE 00000296	ROD EVANS - CANOPY FILTER CLEAN	29.50			
\$APINVCE 00117799	ROD EVANS - CANOPY FILTER CLEAN	29.50			

158343 31/08/2016 MINDARIE REGIONAL COUNCIL 193,256.34

Invoice Number	Payment Details	Amount	Discount	Retention	PPS
\$APINVCE INV-035418	TIPPING CHARGES 22/07-28/07	48,409.83			
\$APINVCE INV-035450	TIPPING CHARGES 29/07-31/07	10,773.88			
\$APINVCE INV-035321	TIPPING - MINDARIE	43,211.66			
\$APINVCE INV-035385	PROCESSING RECYCLABLES	46,326.18			
\$APINVCE SINV-03535	TIPPING - MINDARIE	44,534.79			

158344 31/08/2016 TARGA WEST PTY LTD 52,250.00

Invoice Number	Payment Details	Amount	Discount	Retention	PPS
\$APINVCE 4649	2016 SPONSORSHIP FEES	26,125.00			
\$APINVCE 4608	2016 SPONSORSHIP FEES	26,125.00			

158345 31/08/2016 M P ROGERS & ASSOCIATES PTY LTD 3,882.59

Invoice Number	Payment Details	Amount	Discount	Retention	PPS
\$APINVCE 17042	PROFESSIONAL SERVICES-WINDAN BRIDGE	3,882.59			

158346 31/08/2016 NATIONWIDE TRAINING PTY LTD 1,250.00

Invoice Number	Payment Details	Amount	Discount	Retention	PPS
\$APINVCE 05281	VOC HEAVY RIGID VEHICLE COURSES 20/7	1,250.00			

158347 31/08/2016 LAUNDRY EXPRESS 336.12

Invoice Number	Payment Details	Amount	Discount	Retention	PPS
\$APINVCE 00010415	PICK UP&DROP OFF NAPPY HIRE-CHILDCARE CN	336.12			



Payment Details by Invoice

MUNICIPAL FUND

From Period 2 To Period 2 From Date 1/08/2016 To Date 31/08/2016

Cheque/EFT
Number

Payment Date Payee

Payment Amount

158348	31/08/2016	NEVERFAIL SPRINGWATER CO P/L	222.75			
--------	------------	------------------------------	--------	--	--	--

		<u>Invoice Number</u>	<u>Payment Details</u>	<u>Amount</u>	<u>Discount</u>	<u>Retention</u>	<u>PPS</u>
\$APINVCE		618133	BOTTLED DRINKING WATER	41.20			
\$APINVCE		655683	SUPPLY OF WATER-PKS SHED	30.30			
\$APINVCE		626563	BOTTLED DRINKING WATER	30.30			
\$APINVCE		658403	SUPPLY OF WATER-PKS SHED	68.15			
\$APINVCE		649309	SUPPLY OF WATER-PKS SHED	52.80			

158349	31/08/2016	NOVA NEWSAGENCY	1,386.95			
--------	------------	-----------------	----------	--	--	--

		<u>Invoice Number</u>	<u>Payment Details</u>	<u>Amount</u>	<u>Discount</u>	<u>Retention</u>	<u>PPS</u>
\$APINVCE		310716	SUPPLY OF NEWSPAPERS-JULY 2016	126.45			
\$APINVCE		310716	SUPPLY OF NEWSPAPERS-JULY 2016	153.30			
\$APINVCE		1530	SUPPLY MAGAZINES & PAPERS-6/6-3/7/16	1,107.20			

158350	31/08/2016	PARALLAX PRODUCTIONS PTY LTD	3,645.40			
--------	------------	------------------------------	----------	--	--	--

		<u>Invoice Number</u>	<u>Payment Details</u>	<u>Amount</u>	<u>Discount</u>	<u>Retention</u>	<u>PPS</u>
\$APINVCE		INV-0247	REMOVAL OLD PLAQUE & INSTALL NEW	2,215.40			
\$APINVCE		INV-0244	SUPPLY OF ARTWORK INSTALLATION SERVICES	1,430.00			

158351	31/08/2016	REINO INTERNATIONAL	6,476.25			
--------	------------	---------------------	----------	--	--	--

		<u>Invoice Number</u>	<u>Payment Details</u>	<u>Amount</u>	<u>Discount</u>	<u>Retention</u>	<u>PPS</u>
\$APINVCE		INV0052042	VALIDATOR/MUNZPRUFER/Q26EX	4,213.55			
\$APINVCE		INV0052044	VALIDATOR&DUAL BATTERY OPTION	612.70			
\$APINVCE		R0010370	MTHLY PEMS SERVER JULY 2017	1,650.00			

158352	31/08/2016	GLEN SMETHERHAM	969.00			
--------	------------	-----------------	--------	--	--	--

		<u>Invoice Number</u>	<u>Payment Details</u>	<u>Amount</u>	<u>Discount</u>	<u>Retention</u>	<u>PPS</u>
\$APINVCE		513/2	PODIATRY CONSULTATIONS-15/08-18/8/16	969.00			

158353	31/08/2016	PENNANT HOUSE	861.00			
--------	------------	---------------	--------	--	--	--

		<u>Invoice Number</u>	<u>Payment Details</u>	<u>Amount</u>	<u>Discount</u>	<u>Retention</u>	<u>PPS</u>
\$APINVCE		00028918	REPAIRS TO NARROWS ANF X 1	300.00			
\$APINVCE		00028895	REPAIRS TO NARROWS FLAG	269.50			
\$APINVCE		00028919	REPAIRS NARROWS FLAG X 1	291.50			



Payment Details by Invoice

MUNICIPAL FUND

From Period 2 To Period 2 From Date 1/08/2016 To Date 31/08/2016

Cheque/EFT
Number

Payment Date Payee

Payment Amount

158354	31/08/2016	PERROTT PAINTING							4,246.23
			<u>Invoice Number</u>	<u>Payment Details</u>	<u>Amount</u>	<u>Discount</u>	<u>Retention</u>	<u>PPS</u>	
	\$APINVCE		13983	PAINTING MAINT-STATE LIB CP&PIER ST CP	415.54				
	\$APINVCE		13984	HIS MAJESTY'S CP&STATE LIB CP	554.05				
	\$APINVCE		13966	PAINTING MNTNCE-PIER ST &CONCERT HALL CP	2,133.91				
	\$APINVCE		13943	CAR PARK PAITING MNTNCE-ROE ST	207.77				
	\$APINVCE		13963	PAINTING MNTNCE-CITIPACE CP	346.28				
	\$APINVCE		13955	PAINTING MNTNCE-PIER ST CP	588.68				
158355	31/08/2016	PLANNING INSTITUTE OF AUSTRALIA							1,650.00
			<u>Invoice Number</u>	<u>Payment Details</u>	<u>Amount</u>	<u>Discount</u>	<u>Retention</u>	<u>PPS</u>	
	\$APINVCE		65562	WA CONF REGISTRATION X 3 STAFF	1,650.00				
158356	31/08/2016	AMBIUS (RENTOKIL)							5,320.62
			<u>Invoice Number</u>	<u>Payment Details</u>	<u>Amount</u>	<u>Discount</u>	<u>Retention</u>	<u>PPS</u>	
	\$APINVCE		21246990	PIAZZA INTERIOR PLANTSCAPE RENTAL AUG16	86.70				
	\$APINVCE		21248135	COUNCIL HOUSE - PLANT MAINTENANCE	5,233.92				
158357	31/08/2016	POCKETPHONE COMMUNICATIONS							470.00
			<u>Invoice Number</u>	<u>Payment Details</u>	<u>Amount</u>	<u>Discount</u>	<u>Retention</u>	<u>PPS</u>	
	\$APINVCE		63950MH	HANDSET CRADLE X 2, PV242 & 245	470.00				
158358	31/08/2016	P & L O'CALLAGHAN & SONS PAINTING CONTRA							3,856.71
			<u>Invoice Number</u>	<u>Payment Details</u>	<u>Amount</u>	<u>Discount</u>	<u>Retention</u>	<u>PPS</u>	
	\$APINVCE		0040	PAINT LIGHT POLES MURRAY ST MALL	3,955.60	98.89			
						98.89			
158359	31/08/2016	PREPRESS SKILLS CENTRE							825.55
			<u>Invoice Number</u>	<u>Payment Details</u>	<u>Amount</u>	<u>Discount</u>	<u>Retention</u>	<u>PPS</u>	
	\$APINVCE		00006373	ADVANCED 1 DAY TRAINING COURSE-A CHIMLAR	825.55				
158360	31/08/2016	PRO TRAMP AUSTRALIA							96,207.05
			<u>Invoice Number</u>	<u>Payment Details</u>	<u>Amount</u>	<u>Discount</u>	<u>Retention</u>	<u>PPS</u>	
	\$APINVCE		0582	PYMNT 3-SNOW EVNT-WINTER SCHOOL	95,844.05				
	\$APINVCE		0584	SNOW PRODUCTION FOR LIVE TV CROSS	363.00				



MUNICIPAL FUND



TRIM 159211/16 MN 381/16 PAYMENTS FROM MUNICIPAL AND TRUST FUNDS – AUGUST 2016

From Period 2		To Period 2		From Date	1/08/2016	To Date	31/08/2016	CITY of PERTH	
Cheque/EFT Number	Payment Date	Payee	Invoice Number	Payment Details	Amount	Discount	Retention	PPS	Payment Amount
158361	31/08/2016	PROPERTY COUNCIL OF AUSTRALIA	789517	W/A FUTRUE DIRECTIONS NETWORKNG-PHIL RASO	88.00				88.00
158362	31/08/2016	PSYCO SANDS							43,384.53
			<u>Invoice Number</u>	<u>Payment Details</u>	<u>Amount</u>	<u>Discount</u>	<u>Retention</u>	<u>PPS</u>	
	\$APINVCE		697	TREE WATERING-JULY 16	12,416.54				
	\$APINVCE		696	TREE WATERING-CDU JULY16	990.00				
	\$APINVCE		695	TREE WATERING/MNTNCNE-JUN 2016	29,977.99				
158363	31/08/2016	PUBLIC LIBRARIES AUSTRALIA LTD							390.00
			<u>Invoice Number</u>	<u>Payment Details</u>	<u>Amount</u>	<u>Discount</u>	<u>Retention</u>	<u>PPS</u>	
	\$APINVCE		00001211	MEMBERSHIP 2016/17	390.00				
158364	31/08/2016	ROBAYNE DISTRIBUTORS							512.15
			<u>Invoice Number</u>	<u>Payment Details</u>	<u>Amount</u>	<u>Discount</u>	<u>Retention</u>	<u>PPS</u>	
	\$APINVCE		IV11524	ROAD MARKING YELLOW PAINT	512.15				
158365	31/08/2016	RON MACK MACHINERY SALES W.A							4,950.00
			<u>Invoice Number</u>	<u>Payment Details</u>	<u>Amount</u>	<u>Discount</u>	<u>Retention</u>	<u>PPS</u>	
	\$RECEIPT		J182460	LDR ; AP/AR JOURNAL DN 503925 ; AP/AR CO	(770.00)				
	\$APINVCE		121167	PAN BRAKE/FOLDER-WORKSHOP	5,720.00				
158366	31/08/2016	ROYAL WA HISTORICAL SOCIETY							95.00
			<u>Invoice Number</u>	<u>Payment Details</u>	<u>Amount</u>	<u>Discount</u>	<u>Retention</u>	<u>PPS</u>	
	\$APINVCE		00270944	SUBSCRIPTION 2016/2017	95.00				
158367	31/08/2016	GALVIN PLUMBING SUPPLIES							70.69
			<u>Invoice Number</u>	<u>Payment Details</u>	<u>Amount</u>	<u>Discount</u>	<u>Retention</u>	<u>PPS</u>	
	\$APINVCE		P1755412	BS FLOAT VALVE STD BARE 15	70.69				
Report Name [Warrant 2.rpt]									
MCHOPR									
Print Date 5/09/20									
Page Number 1									

Payment Details by Invoice

MUNICIPAL FUND

From Period 2 To Period 2 From Date 1/08/2016 To Date 31/08/2016

Cheque/EFT
Number

Payment Date Payee

Payment Amount

158368 31/08/2016 RSEA PTY LTD 1,866.93

Invoice Number	Payment Details	Amount	Discount	Retention	PPS
4443291	SAFETY BOOTS-KELLY REAGAN	134.95			
4412959	SUPPLY OF SAFETY BOOT-F GERRITSEN	149.56			
4431291	SUPPLY OF SAFETY BOOTS-N PARMAR	140.76			
4447870	SAFETY BOOTS-IAN STODDART	123.16			
4443323	SAFETY BOOTS-E BANAZIS	153.96			
4424927	GUM WORK BOOTS-3 DAY SHIFT CREW	105.47			
4441243	SAFETY WORK BOOT-C UCKIAH	99.95			
4447644	SAFETY BOOTS-M TODD	165.00			
4424818	SUPPLY OF SAFETY BOOTS X 1	140.76			
4424940	SUPPLY OF SAFETY BOOTS-W RUSHWORTH	158.36			
4402866	SAFTERY BOOTS-T.GALLAGHER	165.00			
4407789	SAFETY BOOTS - PLS	165.00			
4446876	SUPPLY OF SAFETY BOOTS-E LEWENDON	165.00			
158369	31/08/2016 ST JOHN AMBULANCE AUSTRALIA	1,393.00			

Invoice Number	Payment Details	Amount	Discount	Retention	PPS
NV00002766	PROVIDE FIRST AID-B D'SOUZA 18/7	199.00			
NV00002768	PROVIDE FIRST AID-P BAN 18/7	199.00			
NV00002764	PROVIDE FIRST AID-E SUART 18/7	199.00			
NV00002767	PROVIDE FIRST AID-S SALWAN 18/7	199.00			
NV00002765	PROVIDE FIRST AID-D BRAIMBRIDGE 18/7	199.00			
FA00720453	FIRST AID COURSE-M HOWELLS	199.00			
NV00002763	PROVIDE FIRST AID-T REHMAN 18/7	199.00			

158370 31/08/2016 CANNON HYGIENE AUSTRALIA P/L 2,625.63

Invoice Number	Payment Details	Amount	Discount	Retention	PPS
00065411	AUTOLID/NAP2XWK 18/07	744.49			
00065414	SANITARY UNIT SVCS-VARIOUS LOC	759.28			
00065413	SANITARY UNIT-DEPOT QTRLY FM 1/7/16	19.36			
00065415	SANITARY SVCS QUARTERLY INV FROM 1/7/16	249.34			
00065412	SANITARY UNIT MTHLY SVCS-CITIPLACE C/C	853.16			

MUNICIPAL FUND



To Date 31/08/2016

Payment Amount

	FIN 381-16 PAYMENTS FROM MUNICIPAL AND TRUST FUNDS							AUGUST 20
158371	31/08/2016	SCITECH DISCOVERY CENTRE						13,750.00
\$APINVCE	GE302999	Payment Details 50% SPONSORSHIP-PERTH SCIENCE FESTIVAL16				Amount 13,750.00	Discount	Retention PPS
158372	31/08/2016	SETON AUSTRALIA PTY LTD						1,158.85
\$APINVCE	9331417112	Payment Details PARK SENTRY KIT				Amount 1,158.85	Discount Retention	PPS
158373	31/08/2016	RANDSTAD PTY LTD						2,991.99
\$APINVCE	RA2252822	Payment Details LABOUR HIRE-M LOKE W/E 3/7/16				Amount 1,600.42	Discount Retention	PPS
\$APINVCE	RA2305127	LABOUR HIRE-W/E 218/16-S GREENE				1,391.57		
158374	31/08/2016	SELEKIM TECHNICAL SERVICES						1,501.50
\$APINVCE	08/12120	Payment Details REMOTE CONTROL-WELLINGTON ST GARAGE5				Amount 1,501.50	Discount Retention	PPS
158375	31/08/2016	SHERIDANS FOR BADGES						42.85
\$APINVCE	69084	Payment Details NAME BADGES				Amount 42.85	Discount Retention	PPS
158376	31/08/2016	SILVERFERN COMPUTERS PTY LTD						2,875.40
\$APINVCE	00012774	Payment Details THINKPAD X1 CARBON				Amount 2,875.40	Discount Retention	PPS
158377	31/08/2016	SPANDEX ASIA PACIFIC P/L						283.40
\$APINVCE	1221376356	Payment Details SUPPLY-APPLICATION TAPE				Amount 126.28	Discount Retention	PPS
\$APINVCE	1221374251	SUPPLY-9 MM BLACK PIN STRIPE				16.75		
\$APINVCE	1221375197	SUPPLY-9MM PIN STRIPE				123.62		
\$APINVCE	1221374238	9 MM BLACK PIN STRIPE.				16.75		
158378	31/08/2016	SAI GLOBAL						285.90
\$APINVCE	IIS-603351	Payment Details NEW LICENCE-AS 4920-003 ANNEXURES ONLY				Amount 285.90	Discount Retention	PPS

Payment Details by Invoice

MUNICIPAL FUND

From Period 2 To Period 2 From Date 1/08/2016 To Date 31/08/2016

Cheque/EFT
Number

Payment Date Payee

Payment Amount

158379	31/08/2016	STATEWIDE CLEANING SUPPLIES										1,220.15
			<u>Invoice Number</u>	<u>Payment Details</u>	<u>Amount</u>	<u>Discount</u>	<u>Retention</u>	<u>PPS</u>				
	\$APINVCE		B296122	SUPPLY OF CLEANING ITEMS	230.48							
	\$APINVCE		B294734	CLEANING-CHEMICALS SUPPLIES	46.10							
	\$APINVCE		B295677	C/HOUSE - TOILET PAPER DISPENSERS	362.29							
	\$APINVCE		B295264	SUPPLY TOILET ROLLS - CTN 8	166.98							
	\$APINVCE		B295474	TOILET BRUSH SETS&T/PAPER DISP-CNS HSE	414.30							
158380	31/08/2016	STICKERWORLD PTY LTD T/ASMARK-IT FRIDGE MAGNETS										896.50
			<u>Invoice Number</u>	<u>Payment Details</u>	<u>Amount</u>	<u>Discount</u>	<u>Retention</u>	<u>PPS</u>				
	\$APINVCE		00052527	LIBRARY PHONE NUMBERS	896.50							
158381	31/08/2016	CSP GROUP PTY LTD T/AS STHL SHOP OSBORNE PARK										318.50
			<u>Invoice Number</u>	<u>Payment Details</u>	<u>Amount</u>	<u>Discount</u>	<u>Retention</u>	<u>PPS</u>				
	\$APINVCE		41783#7	SUPPLY OF PRIMER&WIRING HARNESS	109.50							
	\$APINVCE		41857#3	HEDGE TRIMMER CHAPS	209.00							
158382	31/08/2016	SEKURE PTY LTD										516.40
			<u>Invoice Number</u>	<u>Payment Details</u>	<u>Amount</u>	<u>Discount</u>	<u>Retention</u>	<u>PPS</u>				
	\$APINVCE		8026	SYSTEM REPAIRS-C/HOUSE 28/07	277.20							
	\$APINVCE		8005	PRINTING 40 X COP LIBRARY ACCESS CARDS	239.20							
158383	31/08/2016	TENNANT AUSTRALIA										4,257.52
			<u>Invoice Number</u>	<u>Payment Details</u>	<u>Amount</u>	<u>Discount</u>	<u>Retention</u>	<u>PPS</u>				
	\$APINVCE		913937004	SPRAY NOZZLES X 10, RS153-156	486.16							
	\$APINVCE		13960439	HEATER PARTS ETC. - RT154/5	657.65							
	\$APINVCE		913962760	BRUSH ARM OVERHAUL KITS-RS153-156	935.21							
	\$APINVCE		913962761	BRUSH SPRAY NOZZLE	114.66							
	\$APINVCE		913939329	BRAKE PARTS - RS154	1,721.30							
	\$APINVCE		913960211	MOTOR WIPER KIT	342.54							
158384	31/08/2016	ABSOLUTE STONE										3,951.20
			<u>Invoice Number</u>	<u>Payment Details</u>	<u>Amount</u>	<u>Discount</u>	<u>Retention</u>	<u>PPS</u>				
	\$APINVCE		00130274	CLEANING & SEALING PUBLIC TOILET-COP LIB	3,951.20							



Payment Details by Invoice

MUNICIPAL FUND

From Period 2 To Period 2 From Date 1/08/2016 To Date 31/08/2016

Cheque/EFT
Number

Payment Date Payee

Payment Amount

158385	31/08/2016	WATERLOGIC AUSTRALIA PTY LTD					3,299.93
		<u>Invoice Number</u>	<u>Payment Details</u>	<u>Amount</u>	<u>Discount</u>	<u>Retention</u>	<u>PPS</u>
\$APINVCE		01185119	CNL HSE- WATER COOLER MNTNCE-1/7-30/9/16	1,993.13			
\$APINVCE		01185117	RNTL&MNTNCE-27 MAYFAIR ST-1/7-30/6/17	627.00			
\$APINVCE		01185118	WATER FILTER RENTAL-CITIPLACE JUL16	56.10			
\$APINVCE		01185120	WATER COOLER RENTAL/MAINT-TOWN HALL	623.70			
158386	31/08/2016	THE PERTH MINT T/AS GOLDCORP AUSTRALIA					760.71
		<u>Invoice Number</u>	<u>Payment Details</u>	<u>Amount</u>	<u>Discount</u>	<u>Retention</u>	<u>PPS</u>
\$APINVCE		SI-1409142	AUSTRALIAN CITIZENSHIP \$1 COIN	760.71			
158387	31/08/2016	THE WORKERS SHOP					830.00
		<u>Invoice Number</u>	<u>Payment Details</u>	<u>Amount</u>	<u>Discount</u>	<u>Retention</u>	<u>PPS</u>
\$APINVCE		B5609	SUPPLY-HIVIS RAINJACKETS X 1	69.00			
\$APINVCE		B5623	TOOTS ROWLAND WET WEATHER/BOOTS	318.00			
\$APINVCE		B5588	BOOTS	139.00			
\$APINVCE		B5592	1 PAIR SAFETY BOOTS.	139.00			
\$APINVCE		B5633	TONED TAPED JKT Y/N XL X 1	66.00			
\$APINVCE		B5618	SUPPLY OF UNIFORMS-WAC	99.00			
158388	31/08/2016	TOTAL EDEN PTY LTD					3,550.71
		<u>Invoice Number</u>	<u>Payment Details</u>	<u>Amount</u>	<u>Discount</u>	<u>Retention</u>	<u>PPS</u>
\$APINVCE		403311801	VALVE BOX RAIN MASTER	117.66			
\$APINVCE		403329298	VALVE BOX	396.66			
\$APINVCE		403265609	SPRINKLER GEAR & COIL SOLENOID	439.05			
\$APINVCE		403324041	VALVE SOLENOID RAINBIRD PEB 50MM	972.49			
\$APINVCE		403345021	HEX BOLT WASHER&CLIP FOR RB BOXES	4.93			
\$APINVCE		403341033	SUPPLY OF NOZZLE&ELBOW FAUCET	87.29			
\$APINVCE		403246909	VALVE BOX RAINBIRD WITH GREEN LID	330.55			
\$APINVCE		403308461	ADAPTOR, BUSH, PIPE CUTTER	46.98			
\$APINVCE		403308504	RAINBIRD 650'S & CABLE PIT LIDS	739.96			
\$APINVCE		403345006	SPRINKLER GEAR DRIVE ULTRA 125 S/S HUNTE	415.14			
158389	31/08/2016	TOTAL PACKAGING (W.A. PTY LTD)					686.40
		<u>Invoice Number</u>	<u>Payment Details</u>	<u>Amount</u>	<u>Discount</u>	<u>Retention</u>	<u>PPS</u>
\$APINVCE		00031206	DOG POO BAGS	686.40			



CITY of PERTH

Payment Details by Invoice

MUNICIPAL FUND

From Period 2 To Period 2 From Date 1/08/2016 To Date 31/08/2016

Cheque/EFT

Number Payment Date Payee Payment Amount

158390 31/08/2016 T QUIP 1,502.25

Invoice Number	Payment Details	Amount	Discount	Retention	PPS
\$APINVCE 62247#12	ASSORTED MOWERE PARTS - RM204	220.50			
\$APINVCE 62328#12	FAN CONDENSOR & DRIER RECEIVER	1,244.95			
\$APINVCE 62308#12	SILENT BLOCK	36.80			

158391 31/08/2016 TOURISM COUNCIL WA 24,915.00

Invoice Number	Payment Details	Amount	Discount	Retention	PPS
\$APINVCE 00002509	2016/17 GOLD MEMBERSHIP	13,200.00			
\$APINVCE 00002533	2016 PTH AIRPORT WA TOURISM AWARDS SPNSR	6,600.00			
\$APINVCE 00002532	2016 WA TOURISM CONF CORP SPONSORSHIP	5,115.00			

158392 31/08/2016 ULTIMO CATERING & EVENTS 8,050.73

Invoice Number	Payment Details	Amount	Discount	Retention	PPS
\$APINVCE 00400560	CATERING-FORMAL LUNCH 01/07	929.08			
\$APINVCE 00400671	CATERING-FORMAL DINNER 30/7 DINING ROOM	1,249.36			
\$APINVCE 00400672	CATERING-FORMAL LUNCH 29/07 DINING ROOM	822.32			
\$APINVCE 00400625	CATERING FOR 18 PEOPLE 15/7/16	1,035.84			
\$APINVCE 00400657	CATERING-FORMAL LUNCH 22/7 DINING ROOM	1,195.98			
\$APINVCE 00400602	CATERING FOR 25 PEOPLE-25/7/16	1,409.50			
\$APINVCE 00400626	CATERING FOR 25 PEOPLE-19/7/16	1,408.65			

158393 31/08/2016 UES (INT'L) PTY LTD 145.79

Invoice Number	Payment Details	Amount	Discount	Retention	PPS
\$APINVCE 000215808	WATER TANK & SOAP HOLDERS- SL001	89.69			
\$APINVCE 600021663	PLASTIC WATER TANK 30L X 1	56.10			

158394 31/08/2016 URBANSTONE PTY LTD 1,027.18

Invoice Number	Payment Details	Amount	Discount	Retention	PPS
\$APINVCE 473919	LID PIT COVER 308 CITY GREY 710X710X70MM	1,027.18			

158395 31/08/2016 VALVOLINE (AUSTRALIA) PTY LTD 122.75

Invoice Number	Payment Details	Amount	Discount	Retention	PPS
\$APINVCE 2893012	HP GEAR OIL	122.75			



CITY of PERTH

MUNICIPAL FUND



To Period 2

From Date 1/08/2016

To Date 31/08/2016

Cheque/EFT

	<i>Payment Date</i>	<i>Payee</i>
--	---------------------	--------------

Payment Amount

158396	31/08/2016	VERNON AND HANNA PANEL BEATING							
\$APINVCE		<u>Invoice Number</u> 6132	<u>Payment Details</u> REPAIRS - 1EZF450	<u>Amount</u> 853.90	<u>Discount</u>	<u>Retention</u>	<u>PPS</u>		853.90
158397	31/08/2016	VIZCOM TECHNOLOGIES							
\$APINVCE		<u>Invoice Number</u> 15291	<u>Payment Details</u> STAFF TRAINING-LIBRARY	<u>Amount</u> 275.00	<u>Discount</u>	<u>Retention</u>	<u>PPS</u>		275.00
158398	31/08/2016	WA AIDS COUNCIL INC							
\$APINVCE		<u>Invoice Number</u> 502604	<u>Payment Details</u> REFUND HIRE-NORTHBRIDGE PIAZZA COMM RM	<u>Amount</u> 250.00	<u>Discount</u>	<u>Retention</u>	<u>PPS</u>		250.00
158399	31/08/2016	WA HINO SALES & SERVICES							1,043.52
\$APINVCE		<u>Invoice Number</u> 214577	<u>Payment Details</u> LAMP ASSY,FR TURN SIGNAL X 1	<u>Amount</u> 180.84	<u>Discount</u>	<u>Retention</u>	<u>PPS</u>		
\$APINVCE		214770	PREFILTER ASSY, FUEL X 1	298.38					
\$APINVCE		HTCS102690	REPAIRS-RADIO TOUCH SCREEN-LT047	564.30					
158400	31/08/2016	WA LIBRARY SUPPLIES							208.90
\$APINVCE		<u>Invoice Number</u> 00113203	<u>Payment Details</u> WALSCO SELF ADHESIVE 300MM X 6	<u>Amount</u> 208.90	<u>Discount</u>	<u>Retention</u>	<u>PPS</u>		
158401	31/08/2016	WEST COAST TURF							605.00
\$APINVCE		<u>Invoice Number</u> 95265794	<u>Payment Details</u> SUPPLY OF ROLL ON TURF	<u>Amount</u> 495.00	<u>Discount</u>	<u>Retention</u>	<u>PPS</u>		
\$APINVCE		95265718	20 ROLLS OF TURF DELIVERED	110.00					
158402	31/08/2016	WEST AUSTRALIAN LOCAL GOVERNMENT ASSOC							59,080.62
\$APINVCE		<u>Invoice Number</u> 13060962	<u>Payment Details</u> 2016 WA LOCAL GVRNMNT CNVNTN-CR	<u>Amount</u> 1,620.00	<u>Discount</u>	<u>Retention</u>	<u>PPS</u>		
\$APINVCE		13060593	POLICY & DEVELOPMENT PROCEDURE WRITING	984.50					
\$APINVCE		13060963	2016 WA LOCAL GVRNMNT CNVNTN-CR YONG	1,620.00					
\$APINVCE		13060218	SUBSCRIPTIONS RENEWAL 2016/17	54,856.12					

Payment Details by Invoice

MUNICIPAL FUND

From Period 2 To Period 2 From Date 1/08/2016 To Date 31/08/2016

Cheque/EFT
Number

Payment Date Payee

Payment Amount

158403	31/08/2016	WURTH AUSTRALIA PTY LTD							456.81
		<i>Invoice Number</i>	<i>Payment Details</i>	<i>Amount</i>	<i>Discount</i>	<i>Retention</i>	<i>PPS</i>		
\$APINVCE		4305531014	SUPPLY-PROTECTIVE DISPOSABLE GLOVES	301.18					
\$APINVCE		4305507087	KD BOND + SEAL TYPE L 300ML BLACK	155.63					
158404	31/08/2016	O'BRIEN GLASS INDUSTRIES LIMITED							428.40
		<i>Invoice Number</i>	<i>Payment Details</i>	<i>Amount</i>	<i>Discount</i>	<i>Retention</i>	<i>PPS</i>		
\$APINVCE		654002500	REPLACE WINDSCREEN-1EZU783/1655	428.40					
158405	31/08/2016	DOWNER EDI WORKS							23,639.80
		<i>Invoice Number</i>	<i>Payment Details</i>	<i>Amount</i>	<i>Discount</i>	<i>Retention</i>	<i>PPS</i>		
\$APINVCE		5524617	ROAD RESURACING ROYAL ST	8,847.15					
\$APINVCE		5524618	RESURFACING MALCOLM ST W	14,792.65					
158406	31/08/2016	MCUBE EMERALD PROPERTIES PTY LTD							6,810.00
		<i>Invoice Number</i>	<i>Payment Details</i>	<i>Amount</i>	<i>Discount</i>	<i>Retention</i>	<i>PPS</i>		
\$APINVCE		240816	RFD-PARTIAL PYMNT ESTMATED VALUE &BSL FE	6,810.00					
158407	31/08/2016	METRO GLASS							15.00
		<i>Invoice Number</i>	<i>Payment Details</i>	<i>Amount</i>	<i>Discount</i>	<i>Retention</i>	<i>PPS</i>		
\$APINVCE		240816	REFUND PARKING CARD DEPOSIT	15.00					
158408	31/08/2016	EMMA RAMSDALE							6.80
		<i>Invoice Number</i>	<i>Payment Details</i>	<i>Amount</i>	<i>Discount</i>	<i>Retention</i>	<i>PPS</i>		
\$APINVCE		250816	REFUND-CHANGE NOT GIVEN MAYFAIR ST CP	6.80					
158409	31/08/2016	CLARKE ENERGY (AUSTRALIA) PTY LTD							100.00
		<i>Invoice Number</i>	<i>Payment Details</i>	<i>Amount</i>	<i>Discount</i>	<i>Retention</i>	<i>PPS</i>		
\$APINVCE		250816	RFD REMOTE DEP-43-43278 PERMIT 43278	100.00					
158410	31/08/2016	DANIELLA JOYCE							148.00
		<i>Invoice Number</i>	<i>Payment Details</i>	<i>Amount</i>	<i>Discount</i>	<i>Retention</i>	<i>PPS</i>		
\$APINVCE		250816	RFD 2XSTAFF ENTRIES CITY TO PERTH	148.00					



MUNICIPAL FUND



To Date 31/08/2016

Cheque/EFT

<i>Payment Date</i>	<i>Payee</i>
---------------------	--------------

Payment Amount

J183408		4/08/2016	WESTPAC BANKING CORPORATION				6,239.96
		<i>Payment Details</i>					
	<i>Invoice Number</i>			<i>Amount</i>	<i>Discount</i>	<i>Retention</i>	<i>PPS</i>
\$APINVCE	200716		WESTPAC DEBIT PURCHASE-G KIRRY-JULY16	38.38			
\$APINVCE	180716		WESTPAC DEBIT PURCHASE-S CUMMINGS JULY16	307.47			
\$APINVCE	260716		WESTPAC DBT PURCHASES-N LANGOULANT JUL16	328.85			
\$APINVCE	260716		WESTPAC DEBIT PURCHASE-M GLENNY JUL16	909.25			
\$APINVCE	260716		WESTPAC DEBIT PURCHASE-S SINGH JULY16	85.69			
\$APINVCE	040716		WESTPAC DEBIT PURCHASE-P ANASTAS JULY16	180.00			
\$APINVCE	260716		WESTPAC DEBIT PURCHASE-S WILSON JULY16	1,287.64			
\$APINVCE	260716		WSTPC DBT PURCHASE-K WRIGGLESWORTH	340.65			
\$APINVCE	240716		WESTPAC DEBIT PURCHASE-J MACINTYRE JUL16	1,188.73			
\$APINVCE	260716		WESTPAC DEBIT PURCHASE-J MOLLOY JUL16	756.35			
\$APINVCE	120716		WESTPAC DBT PURCHASE-G MCGUINNESS JUL16	272.71			
\$APINVCE	140716		WESTPAC DEBIT PURCHASE-M SALLUR JUL16	11.30			
J183675	9/08/2016		MERCER (AUSTRALIA) PTY LTD				145,248.31
		<i>Payment Details</i>					
\$APINVCE	02256-0508		PAYROLL DEDUCTION P/E 5/8/16	145,248.31			PPS
J183807	16/08/2016		FINES ENFORCEMENT REGISTRY				34,742.00
		<i>Payment Details</i>					
\$APINVCE	19407076		LODGEMENT FEE-598 UNPAID INFRNGMNTS	34,684.00			PPS
\$APINVCE	19413076		LODGEMENT FEE-1 UNPAID INFRNGMNTS	58.00			
J183816	16/08/2016		INFOCUS MEDIA LIMITED				979.50
		<i>Payment Details</i>					
\$APINVCE	WA20162001		25 COPIES OF INFOCUS DELIVERED TO COP	979.50			PPS
J183942	19/08/2016		FINES ENFORCEMENT REGISTRY				986.00
		<i>Payment Details</i>					
\$APINVCE	19425395		LODGEMENT FEE-15 UNPAID INFRINGEMENTS	870.00			PPS
\$APINVCE	19425469		LODGEMENT FEE-2 UPAD INFRINGEMENTS	116.00			
J184084	24/08/2016		FINES ENFORCEMENT REGISTRY				35,438.00
		<i>Payment Details</i>					
\$APINVCE	19461894		LODGEMENT FEE-5 UNPAID INFRNGMNTS	290.00			PPS
\$APINVCE	19467355		LODGEMENT FEE-606 UNPAID INFRNGMNTS	35,148.00			

Payment Details by Invoice

MUNICIPAL FUND

From Period 2 To Period 2 From Date 1/08/2016 To Date 31/08/2016

Cheque/EFT
Number

Payment Date Payee

Payment Amount

J184093	24/08/2016	FINES ENFORCEMENT REGISTRY								58.00
			<u>Invoice Number</u>	<u>Payment Details</u>		<u>Amount</u>	<u>Discount</u>	<u>Retention</u>	<u>PPS</u>	
	\$APINVCE		19472987	LODGEMENT FEE-1 UNPAID INFRNGMNTS		58.00				
J184133	29/08/2016	MERCER (AUSTRALIA) PTY LTD								142,079.59
			<u>Invoice Number</u>	<u>Payment Details</u>		<u>Amount</u>	<u>Discount</u>	<u>Retention</u>	<u>PPS</u>	
	\$APINVCE		02256-1908	PAYROLL DEDUCTION P/E 19/08/2016		142,079.59				
J184171	30/08/2016	FINES ENFORCEMENT REGISTRY								57,420.00
			<u>Invoice Number</u>	<u>Payment Details</u>		<u>Amount</u>	<u>Discount</u>	<u>Retention</u>	<u>PPS</u>	
	\$APINVCE		19374425	LODGEMENT FEE-990 UNPAID INFRNGMNTS		57,420.00				
	\$APINVCE		19485279	LODGEMENT FEE FOR 1 INFRINGEMENT DD26/08		58.00				



Payment Details by Invoice

MUNICIPAL FUND

From Period 2 To Period 2 From Date 1/08/2016 To Date 31/08/2016

Cheque/EFT
Number

Payment Date Payee

Payment Amount

Cancelled Payments

109148	23/08/2016	IV ENTERTAINMENT MCMXCII PTY LTD				(1,210.00)
		<i>Invoice Number</i>	<i>Payment Details</i>	<i>Amount</i>	<i>Discount</i>	<i>Retention</i>
\$CHEQUE	109148	RFD OVER PD RATES-78 JAMES ST NRTHBDGE		(1,210.00)		PPS
109765	4/08/2016	HAMIYET ONCELER				(60.00)
		<i>Invoice Number</i>	<i>Payment Details</i>	<i>Amount</i>	<i>Discount</i>	<i>Retention</i>
\$CHEQUE	109765	RFD-INCORRECT INFRINGEMENT		(60.00)		PPS
109929	23/08/2016	STEPHEN SIMPSON				(60.00)
		<i>Invoice Number</i>	<i>Payment Details</i>	<i>Amount</i>	<i>Discount</i>	<i>Retention</i>
\$CHEQUE	109929	PARKING INFRINGEMENT REFUND-8226828		(60.00)		PPS
109942	17/08/2016	LIAM MONKHOUSE				(2,610.00)
		<i>Invoice Number</i>	<i>Payment Details</i>	<i>Amount</i>	<i>Discount</i>	<i>Retention</i>
\$CHEQUE	109942	WINTER ARTSBAR PERFORMANCE		(2,610.00)		PPS
157231	8/08/2016	CIC EVENTS MANAGEMENT PTY LTD				(1,000.00)
		<i>Invoice Number</i>	<i>Payment Details</i>	<i>Amount</i>	<i>Discount</i>	<i>Retention</i>
\$FTP	157231	RESERVE HIRE BOND REFUND-GRAN FONDO		(1,000.00)		PPS
157258	10/08/2016	HONG KONG AUSTRALIA BUSINESS ASSOC LTD				(138.00)
		<i>Invoice Number</i>	<i>Payment Details</i>	<i>Amount</i>	<i>Discount</i>	<i>Retention</i>
\$FTP	157258	1 X BUSINESS AWARDS TICKET D HIGH		(138.00)		PPS
157585	8/08/2016	SANAX				(285.56)
		<i>Invoice Number</i>	<i>Payment Details</i>	<i>Amount</i>	<i>Discount</i>	<i>Retention</i>
\$FTP	157585	ESSENTIALS BARRIER CREAM		(285.56)		PPS
157671	10/08/2016	SECURE CASH				(145.20)
		<i>Invoice Number</i>	<i>Payment Details</i>	<i>Amount</i>	<i>Discount</i>	<i>Retention</i>
\$FTP	157671	BANKING COURIER SERVICES JUNE2016		(145.20)		PPS
157730	16/08/2016	STEVEN JAMIE WILSON				(1,002.60)
		<i>Invoice Number</i>	<i>Payment Details</i>	<i>Amount</i>	<i>Discount</i>	<i>Retention</i>
\$FTP	157730	WESTPAC		(1,002.60)		PPS



Payment Details by Invoice

MUNICIPAL FUND

From Period 2 To Period 2 From Date 1/08/2016 To Date 31/08/2016

Cheque/EFT
Number

Payment Date Payee

TOTAL PAYMENTS

8,159,998.22

6,523.82

0.00

8,153,474.40

Payment Amount



From Date 1/08/2016

To Date 31/08/2016



Summary:

Payments - Municipal Fund

8,153,474.40

Payment Details By Invoice

TRUST FUND



From Date 1/08/2016 To Date 31/08/2016

From Period 2 To Period 2

Cheque/EFT

Cheque/EFT Number	Payment Date	Payee	Invoice Number	Payment Details	Amount	Discount	PPS	Payment Amount
001660	3/08/2016	63 ADELAIDE TERRACE PTY LTD						26,640.13
			T05385	63 ADELAIDE TCE P/L	26,400.00			
			T05555	63 ADELAIDE TCE P/L	240.13			
			T05561	W FAIRWEATHER & SON P/L	212.88			
			T05571	REVERSAL OF INTEREST (INCORRECT A/C)	(212.88)			
001661	3/08/2016	88 TERRACE ROAD PTY LTD						6,692.05
			T03718	88 TERRACE RD PTY LTD	500.00			
			T03762	88 TERRACE RD P/L -ADJUSTMENT	(500.00)			
			T03762	88 TERRACE RD P/L	6,000.00			
			T05561	88 TERRACE RD, P/L	692.05			
001662	3/08/2016	ALLDIN PTY LTD						5,035.07
			T05454	ALLDIN	5,000.00			
			T05561	ALLDIN P/L	35.07			
001663	3/08/2016	W FAIRWEATHER & SON PTY LTD						15,212.88
			T05322	W FAIRWEATHER & SON P/L	15,000.00			
			T05571	INTEREST	212.88			
001664	25/08/2016	WOODBIDGE PAINTING & MAINTENANCE P/L						10,049.86
			T05516	WOODBIDGE PAINTING & MAINTENANCE P/L	10,000.00			
			T05581	WOODBIDGE PAINTING & MAINTENANCE P/L	49.86			

Payment Details By Invoice

TRUST FUND



From Period 2 To Period 2 From Date 1/08/2016 To Date 31/08/2016

Cheque/EFT

Cheque/EFT Number	Payment Date	Payee	Invoice Number	Payment Details	Amount	Discount	PPS	Payment Amount
001665	31/08/2016	ADFORM SHOPFITTING PTY LTD						3,032.38
			T05407	ADFORM SHOPFITTING PTY LTD	3,000.00			
			T05585	INTEREST	32.38			
001666	31/08/2016	PS STRUCTURES						28,807.01
			T05096	PS STRUCTURES	28,000.00			
			T05585	INTEREST	32.88			
			T05586	INTEREST	(32.88)			
			T05586	INTEREST	807.01			
001667	31/08/2016	REGENCY PARTNERS						30,032.88
			T05500	REGENCY PARTNERS	30,000.00			
			T05585	INTEREST	807.01			
			T05586	INTEREST	(807.01)			
			T05586	INTEREST	32.88			
TOTAL PAYMENTS					125,502.26			125,502.26

Payment Details By Invoice

TRUST FUND

From Period	2	To Period	2	From Date	1/08/2016	To Date	31/08/2016
Cheque/EFT Number	Payment Date	Payee	Payment Amount				

Summary :

Payments - Trust Fund

125,502.26



SCHEDULE 6
FINANCIAL ACTIVITY STATEMENT FOR THE TWO MONTHS TO
31 AUGUST 2016

REPORT OF VARIANCES TO BUDGET

This report compares the actual performance for the two months to 31 August 2016 compared to the approved 2016/17 Budget

Operating Revenue

- Parking revenue was \$(694,000) below budget. The variance consisted of \$(738,000) for Undercover Car Parks, \$(13,000) for Open Air Car Parks, partly offset by a positive variance of \$57,000 for Kerbside Parking.

The main variances for Undercover Car Parks were His Majesty's \$(155,000), Roe Street \$(101,000) and Alexander Library \$(91,000) below the budget. Patronage remained much lower than originally estimated; mainly as a result of high office vacancy rates in the City.

- Fines and Costs were lower than budget by \$(280,000) predominantly due to parking fines. Fewer parking bays were available owing to ongoing construction activity or reservation for events within the City.
- Investment income was above budget by \$75,000. This was mostly due to the performance of the Colonial Share Index fund. The performance of this fund is directly linked to the performance of the ASX 200 which has increased over the past two months.
- Rubbish collection yielded \$663,000 more than expected compared to the original budget. The majority of this variance relates to rubbish charges raised for residents formerly of the City of Subiaco. With the City of Perth Act coming into effect from 1 July 2016, a report will be presented to Council to adjust the budget 2016/17 for major income and expenditure items and any necessary capital works.
- Recurrent Grants were below budget by \$(411,000). During the first two months of the year \$185,000 was collected mainly for Government funding grants. This is a timing variance only.
- Other Income was \$(192,000) below budget. The main areas that make up this variance consist of Outdoor Eating Area Licence Fees \$(51,000) and Food Premises Inspection fees of \$(37,000) and Activity Approvals fees of \$(44,000).

Operating Expenditure

- Employee costs ended the month on \$861,000 below budget mainly due to vacant positions in the approved Workforce Plan.

**SCHEDULE 6
FINANCIAL ACTIVITY STATEMENT FOR THE TWO MONTHS TO
31 AUGUST 2016**

REPORT OF VARIANCES TO BUDGET

- Materials and Contracts were \$2,732,000 below budget at the end of August. The variance included infrastructure maintenance which was lower than budget by \$426,000 mainly consisting of the River Wall \$178,000 and Footpaths \$104,000. Property maintenance was also lower than budget by \$386,000 mostly due to Council House \$141,000, Pedestrian walkways \$34,000 and the Library \$34,000.

Furthermore the following accounts were also lower than budget: Consultancy \$401,000, Subscription and Membership \$119,000 and Advertising \$298,000. Smaller variances were spread generally throughout the organisation.

- Utilities were below budget by \$120,000 mainly due to lower than expected spend on power.
- Depreciation was \$90,000 under budget. Depreciation is dependent on the timing of capitalisation of completed works and purchases of assets. July and August depreciation was based on estimates as the financial year end process for June 2016 is still being completed. It is expected that actuals will align closely to budget when capitalisation of prior year projects are completed.
- Loss on disposal of assets was \$233,000 below budget, as there were few asset sales during the first two months of the financial year.
- Other Expenditure was \$875,000 below budget at the end of the month. This was mainly due to the timing of Donations and Sponsorships.

Investing Activities

- Capital Grants were \$(846,000) behind budget mainly due to slower than anticipated delivery of capital projects.
- Capital expenditure was significantly lower than budget by \$5.9 million. The program of project works has progressed slower than anticipated resulting in this considerable variance. During the month a total of \$1.4 million was spent on various projects bringing the total spent for the year to \$1.8 million or 3% of budget.

Financing Activities

- Transfers to Reserves were \$1.3 million below budget. Utilisation of reserve funds was lower than expected, this being a timing variance.
- Transfers from Reserves were below budget by \$(2.0 million). This is due to slower than anticipated progress on capital expenditure.

**SCHEDULE 6
FINANCIAL ACTIVITY STATEMENT FOR THE TWO MONTHS TO
31 AUGUST 2016**

REPORT OF VARIANCES TO BUDGET

The Parking levy was \$121,000 less than anticipated contributing to the below budget result.

Amounts sourced from Rates

- Rates revenue raised was \$3.4 million above budget. This was due to rates issued to former City of Subiaco residents and the 2016/17 impact of interim rates from the final months of the prior financial year, which were identified after completion of the 2016/17 budget. A report will be presented to Council to adjust the budget 2016/17 for major income and expenditure resulting from the City of Perth Act coming into effect from 1 July 2016.

FINANCIAL ACTIVITY STATEMENT - for the period ended 31 August 2016

	Original Budget 2016/17 \$	Budget YTD 31-Aug-16 \$	Actual YTD 31-Aug-16 \$	Variance YTD 31-Aug-16 \$
Proceeds from Operating Activities				
Operating Revenue				
<i>Nature of Income</i>				
Parking Fees	76,973,664	12,966,127	12,272,162	(693,965)
Fines and Costs	10,610,604	1,768,753	1,488,479	(280,273)
Investment Income and Interest	4,672,819	1,099,227	1,173,809	74,582
Community Service Fees	1,577,941	249,688	260,604	10,916
Rubbish Collection	8,071,814	7,694,125	8,357,110	662,984
Rentals and Hire Charges	5,251,214	878,783	831,454	(47,330)
Recurrent Grants	1,514,031	596,415	185,398	(411,017)
Contributions, Donations and Reimbursements	585,576	93,429	78,469	(14,960)
Other Income	4,681,208	1,502,327	1,310,773	(191,553)
Distribution from TPRC	1,000,000	-	-	-
	114,938,870	26,848,874	25,958,258	(890,616)
Less: Operating Expenditure				
<i>Nature of Expenditure</i>				
Employee Costs	77,205,326	12,846,088	11,984,632	861,455
Materials and Contracts	53,092,971	8,568,136	5,836,060	2,732,075
Utilities	3,596,588	590,117	469,885	120,232
Insurance Expenditure	1,197,885	198,481	177,939	20,542
Depreciation and Amortisation	33,144,020	5,524,003	5,613,959	(89,955)
Interest Expenses	1,562,208	264,627	331,906	(67,280)
Expense Provisions	998,010	168,083	154,990	13,093
Loss on Disposal of Assets	1,437,448	239,575	6,222	233,353
Other Expenditure	25,085,422	4,427,614	3,552,232	875,383
	197,319,879	32,826,723	28,127,825	4,698,899
Add back Depreciation	(33,144,020)	(5,524,003)	(5,613,959)	89,955
(Loss) / Profit on Disposals	(1,437,448)	(239,575)	(6,222)	(233,353)
	162,738,411	27,063,145	22,507,644	4,555,502
Net Surplus/(Deficit) from Operations	(47,799,540)	(214,271)	3,450,615	3,664,886
Investing Activities				
Capital Grants	5,768,315	961,386	115,259	(846,127)
Capital Expenditure	(62,731,135)	(7,690,512)	(1,838,590)	5,851,922
Proceeds from Disposal of Assets/Investments	1,280,000	112,219	8,874	(103,345)
	(55,682,820)	(6,616,907)	(1,714,457)	4,902,450
Financing Activities				
Repayment of Borrowings	(6,111,896)	(1,027,643)	(1,027,643)	-
Transfers to Reserves	(27,749,200)	(2,432,807)	(1,174,078)	1,258,729
Transfer from Reserves	34,323,351	18,701,225	16,662,073	(2,039,152)
	462,254	15,240,776	14,460,352	(780,424)
Add: Opening Funds	24,907,540	24,907,540	11,295,692	(13,611,848)
Net Surplus/(Deficit) before Rates	(78,112,567)	33,317,137	27,492,202	(5,824,935)
Amount Sourced from Rates	85,143,607	84,487,126	87,881,575	3,394,448
Closing Funds	7,031,041	117,804,263	115,373,776	(2,430,487)

Net Cash on Hand				
Cash On Hand	5,928,176	11,638,160	10,711,207	(926,953)
Money Market Investments	102,924,170	160,969,910	154,484,111	(6,485,799)
Funds on Hand	108,852,346	172,608,070	165,195,318	(7,412,752)
Analysis of Funds on Hand				
Reserves	79,211,467	71,709,304	68,926,948	(2,782,356)
Provisions	12,379,102	12,199,491	11,129,204	(1,070,287)
General Funds	17,261,777	88,699,275	85,139,166	(3,560,109)
Funds on Hand	108,852,346	172,608,070	165,195,318	(7,412,752)

SCHEDULE 6

CITY OF PERTH

CURRENT POSITION AS AT THE END OF THE PERIOD 30 AUGUST 2016

	2016/17 Original Budget \$	2016/17 Budget YTD \$	2016/17 Actual YTD \$	2016/17 Variance \$
Current Assets				
Cash and Cash Equivalents	5,928,176	11,638,160	10,711,207	(926,953)
Deposits and Prepayments	446,730	16,678,239	17,014,126	335,887
Money Market Investments - Municipal Funds	23,712,703	89,260,606	85,557,163	(3,703,443)
Money Market Investments - Restricted Funds	79,211,467	71,709,304	68,926,948	(2,782,356)
Trade and Other Receivables	4,020,574	51,140,579	50,754,937	(385,642)
Inventories	972,964	994,708	999,066	4,358
Total Current Assets	114,292,614	241,421,596	233,963,447	(7,458,149)
Current Liabilities				
Trade and Other Payables	26,646,668	39,970,002	37,919,527	(2,050,475)
Employee Entitlements	12,379,102	11,869,574	11,129,204	(740,370)
Provisions	400,750	329,917	613,992	284,075
Borrowings	7,083,366	6,821,902	6,821,902	0
Total Current Liabilities	46,509,886	58,991,395	56,484,625	(2,506,770)
Working Capital Position Brought Forward	67,782,728	182,430,202	177,478,822	(4,951,380)
Deduct Restricted Cash Holdings	(79,211,467)	(71,709,304)	(68,926,948)	2,782,356
Add Current Borrowings	7,083,366	7,083,366	6,821,902	(261,464)
Current Funds Position Brought Forward	(4,345,372)	117,804,263	115,373,776	(2,430,487)

SCHEDULE 6

EXPLANATORY NOTES – FINANCIAL ACTIVITY STATEMENT

BACKGROUND

- Regulation 34 of the Local Government (Financial Management) Regulations 1996 was amended effective from 1 July 2005.
- The amendment prescribes a monthly Financial Activity Statement (FAS) reporting the sources and application of funds, as set out in the Rate Setting Statement which is included in the Annual Budget.

PURPOSE

- The FAS reports the actual financial performance of the City in relation to its adopted budget, which has been structured on financial viability and sustainability principles.
- The FAS is intended to act as a guide to Council of the impact of financial activities and the reasons for major variances to the annual budget estimates.

PRESENTATION

- Regulation 34 prescribes the minimum detail to be included in the FAS. These are listed below.
 - Annual Budget estimates, and approved revisions to these, are to be included for comparison purposes.
 - Actual amounts of income and expenditure to the end of the month of the FAS.
 - Material variances between the comparable amounts and commentary on reasons for these.
 - The net current assets at the end of the month to which the FAS relates.
- An explanation of the composition of the net current assets at the end of the month to which the FAS relates; less committed and restricted assets.
- Councils are given the option of adopting a format which is considered most appropriate to their needs. These options are listed below.
 - According to nature and type classification,
 - by program, or
 - by business unit.
- It is recommended that while the information presented by cost objects (programs and activities) or by cost centres (business units) are useful for expense allocation and cost centre accountability purposes, they are less informative and difficult to comprehend in matters of disclosure and less effective in cost management and control.
- The FAS has therefore been presented in the format using nature and type classification as the most meaningful disclosure to the Council and public.

FORMAT

- The FAS is formatted to align with the Rate Setting Statement.
- The first part deals with operating income and expenditure, excluding rate revenue.
- The next classification is the amount spent on capital expenditure and debt repayments.
- The classification 'Financing Activities' provides a statement of sources of funds other than from operating or rates revenue, which are usually associated with capital expenditure.
- Attached to the FAS is a statement of 'Net Current Assets' for the budget and actual expenditure to the end of the month to which the FAS relates.
- Opening and closing funds represent the balance of 'Net Current Assets', not including any funds which are committed or restricted.
- "Committed assets" means revenue unspent but set aside under the annual budget for a specific purpose.
- "Restricted assets" means those assets the uses of which are restricted, wholly or partially, by regulations or other externally imposed requirements", e.g. reserves set aside for specific purposes.
- To avoid duplication in calculating 'Closing Funds on hand', certain balances, such as provisions and borrowings, are also deducted.
- The total Closing Funds on hand are to be taken into account when calculating the amount to be raised by rates each year.
- The classification "Net Cash on Hand" represents the balances of funds held in cash or invested and the analysis into those funds reserved, carried forward or remaining unspent at the end of the month to which the FAS relates.



CITY of PERTH

CITY of PERTH

Financial Statements

For the 2 months ended 31 August 2016

SCHEDULE 6

CITY OF PERTH MUNICIPAL

Statement of Comprehensive Income for the 2 months ended 31 August 2016

(By Program)

	<i>Note</i>	Budget 2016/2017	Revised Budget YTD	Actual YTD 31/08/2016	YTD Variance	
OPERATING REVENUE		\$	\$	\$	\$	%
General Purpose Funding Rates		86,075,041	85,274,027	88,576,081	3,302,054	3.9%
General Purpose Funding Other		5,038,022	1,211,074	933,577	(277,497)	-22.9%
Law, Order, Public Safety		23,178	3,725	8,370	4,645	124.7%
Health		780,345	548,689	469,584	(79,105)	-14.4%
Education and Welfare		2,105,728	381,283	348,995	(32,288)	-8.5%
Housing		781,872	130,312	129,170	(1,142)	-0.9%
Community Amenities		10,789,799	8,132,196	8,804,603	672,407	8.3%
Recreation and Culture		1,732,910	205,613	148,947	(56,666)	-27.6%
Transport		90,120,021	15,153,520	14,138,693	(1,014,827)	-6.7%
Economic Services		831,710	135,921	144,007	8,086	5.9%
Other Property and Services		803,852	134,035	137,803	3,768	2.8%
Total Operating Income		199,082,478	111,310,395	113,839,830	2,529,435	2.3%
OPERATING EXPENDITURE						
Governance		10,394,320	1,812,385	1,722,369	90,016	5.0%
General Purpose Funding		6,128,645	1,057,349	658,266	399,083	37.7%
Law, Order, Public Safety		3,758,622	591,122	596,197	(5,075)	-0.9%
Health		4,603,806	771,361	448,307	323,054	41.9%
Education and Welfare		3,688,491	606,107	617,197	(11,090)	-1.8%
Housing		554,156	92,450	92,515	(65)	-0.1%
Community Amenities		30,384,835	5,195,905	4,358,834	837,071	16.1%
Recreation and Culture		35,350,738	5,461,014	4,658,093	802,921	14.7%
Transport		85,682,324	14,111,700	12,653,381	1,458,319	10.3%
Economic Services		10,316,035	2,029,164	1,262,943	766,221	37.8%
Other Property and Services		5,020,459	858,592	996,346	(137,755)	-16.0%
Total Operating Expenditure		195,882,431	32,587,149	28,064,448	4,522,701	13.9%
NET FROM OPERATIONS		3,200,047	78,723,246	85,775,382	7,052,136	9.0%
GRANTS/CONTRIBUTIONS						
For the Development of Assets						
- Law, Order, Public Safety		240,150	40,025	-	(40,025)	-100.0%
- Recreation and Culture		2,693,400	448,900	-	(448,900)	-100.0%
- Transport		2,834,765	472,461	115,259	(357,202)	-75.6%
Total Grants/Contributions		5,768,315	961,386	115,259	(846,127)	-88.0%
DISPOSAL/WRITE OFF OF ASSETS						
Gain/(Loss) on Disposal of Assets	2	(1,437,448)	(239,575)	(6,222)	233,353	-97.4%
Change in net assets resulting from operations before significant items		7,530,914	79,445,057	85,884,419	6,439,362	8.1%
SIGNIFICANT ITEMS						
Distribution from TPRC		1,000,000	-	-	-	0.0%
Change in net assets resulting from operations after significant items		8,530,914	79,445,057	85,884,419	6,439,362	8.1%

SCHEDULE 6

CITY OF PERTH MUNICIPAL

Statement of Comprehensive Income for the 2 months ended 31 August 2016

(By Nature)

	Note	Budget 2016/2017	Revised Budget YTD	Actual YTD 31/08/2016	YTD Variance	
OPERATING REVENUE		\$	\$	\$	\$	%
Rates		85,143,608	84,461,521	87,881,575	3,420,054	4.0%
Grants and Contributions for Non Capital Purposes		1,514,031	596,415	185,398	(411,017)	-68.9%
Donations and Reimbursements		585,576	93,429	78,469	(14,960)	-16.0%
Fees and Charges		105,213,130	24,806,214	24,255,831	(550,383)	-2.2%
Interest and Investment Income		4,672,819	1,099,227	1,173,806	74,579	6.8%
Other Revenue		1,953,314	253,588	264,752	11,164	4.4%
Total Revenue from Operating Activities		199,082,478	111,310,395	113,839,830	2,529,435	2.3%
OPERATING EXPENDITURE						
Employee Costs		77,205,335	12,846,088	11,984,632	861,456	6.7%
Materials and Contracts		53,092,963	8,568,136	5,836,060	2,732,076	31.9%
Utilities		3,596,588	590,117	469,885	120,232	20.4%
Depreciation and Amortisation		33,144,020	5,524,003	5,613,960	(89,957)	-1.6%
Interest		1,562,208	264,627	331,906	(67,279)	-25.4%
Insurance		1,197,885	198,481	177,939	20,542	10.3%
Expenses Provision		998,010	168,083	154,989	13,094	7.8%
Other Expenses from Ordinary Activities		25,085,422	4,427,614	3,495,077	932,538	21.1%
Total Expenses from Ordinary Activities		195,882,431	32,587,149	28,064,448	4,522,701	13.9%
Change in Net Assets from Ordinary Activities before Capital Amounts		3,200,047	78,723,246	85,775,382	7,052,137	9.0%
GRANTS/CONTRIBUTIONS						
Grants and Contributions- Capital		5,768,315	961,386	115,259	(846,127)	-88.0%
NET OPERATING SURPLUS		8,968,362	79,684,632	85,890,641	6,206,010	7.8%
DISPOSAL/WRITE OFF OF ASSETS	2	(1,437,448)	(239,575)	(6,222)	233,353	-97.4%
SIGNIFICANT ITEMS						
Distribution from TPRC		1,000,000	-	-	-	0.0%
Change in net assets resulting from operations after capital amounts and significant items		8,530,914	79,445,057	85,884,419	6,439,363	8.1%

SCHEDULE 6

CITY OF PERTH MUNICIPAL

Statement of Financial Position as at 31 August 2016

	Note	31/08/2016	30/06/2016
CURRENT ASSETS		\$	\$
Cash and Cash Equivalents	11	10,711,207	10,063,524
Deposits/Prepayments	4	17,014,126	1,246,008
Investments	3, 11	154,484,111	100,249,402
Trade and Other Receivables	5	18,625,818	10,578,223
Rates Receivable	1	32,129,119	190,815
Inventories		999,066	1,048,451
TOTAL CURRENT ASSETS		233,963,447	123,376,423
NON CURRENT ASSETS			
Investments	3	7,153,198	7,162,072
Trade and Other Receivables	5	51,977	32,434
Property, Plant and Equipment	8	691,464,409	694,573,987
Infrastructure	8	483,359,286	485,179,495
Capital Work in Progress	8	33,465,355	32,151,366
TOTAL NON CURRENT ASSETS		1,215,494,225	1,219,099,354
TOTAL ASSETS		1,449,457,672	1,342,475,777
CURRENT LIABILITIES			
Trade and Other Payables	6	37,919,527	16,139,550
Employee Benefits	7	11,129,204	11,073,005
Provisions	7	613,992	390,015
Loan Liability	9	6,821,902	6,772,073
TOTAL CURRENT LIABILITIES		56,484,625	34,374,643
NON CURRENT LIABILITIES			
Employee Benefits	7	1,746,402	1,746,402
Provisions	7	4,324,457	4,259,487
Loan Liability	9	28,477,457	29,554,929
TOTAL NON CURRENT LIABILITIES		34,548,316	35,560,818
TOTAL LIABILITIES		91,032,941	69,935,461
NET ASSETS		\$1,358,424,731	\$1,272,540,316
EQUITY			
Accumulated Surplus		726,727,191	624,055,012
Asset Revaluation Reserve	10	560,035,698	560,035,698
Reserves	10	71,661,842	88,449,606
TOTAL EQUITY		\$1,358,424,731	\$1,272,540,316

SCHEDULE 6

<p style="text-align: center;">CITY OF PERTH MUNICIPAL</p> <p style="text-align: center;"><i>Statement of Changes in Equity for the 2 months ended 31 August 2016</i></p>				
	Accumulated Surplus	Asset Revaluation Reserve	Cash Backed Reserves	Total Equity
	\$	\$	\$	\$
Balance at 1 July 2015	612,108,629	560,795,095	87,574,492	1,260,478,216
Change in net assets resulting from operations	12,062,100	-	-	12,062,100
Transfer to Cash Backed Reserves	(24,938,673)	-	24,938,673	-
Transfers to Asset Revaluation Reserve	(3,047,888)	3,047,888	-	-
Transfers from Asset Revaluation Reserve	3,807,285	(3,807,285)	-	-
Transfer from Cash Backed Reserves	24,063,569	-	(24,063,569)	-
Balance at 30 June 2016	\$624,055,022	\$560,035,698	\$88,449,596	\$1,272,540,316
	\$	\$	\$	\$
Balance at 1 July 2016	624,055,022	560,035,698	88,449,596	1,272,540,316
Change in net assets resulting from operations	85,884,419	-	-	85,884,419
Transfer to Cash Backed Reserves	(574,078)	-	574,078	-
Transfers to Asset Revaluation Reserve	-	-	-	-
Transfers from Asset Revaluation Reserve	-	-	-	-
Transfer from Cash Backed Reserves	17,361,842	-	(17,361,842)	-
Balance at the end of the reporting period	\$726,727,204	\$560,035,698	\$71,661,833	\$1,358,424,735

SCHEDULE 6

CITY OF PERTH MUNICIPAL

Statement of Cash Flows for the 2 months ended 31 August 2016

	Note	Budget 2016/2017	YTD Actual 31/08/2016	YTD Variation	
		\$	\$	\$	%
Cash Flows from Operating Activities					
Receipts					
Rates		85,150,558	46,865,890	(38,284,668)	-45.0%
Fees and Charges		110,473,787	25,138,604	(85,335,183)	-77.2%
Interest		4,672,819	1,183,842	(3,488,977)	-74.7%
Other		2,000,854	294,075	(1,706,779)	-85.3%
		202,298,018	73,482,411	(128,815,607)	-63.7%
Payments					
Employee Costs		(76,246,522)	(11,115,092)	65,131,430	85.4%
Materials and Contracts		(45,634,268)	(501,179)	45,133,089	98.9%
Interest		(1,546,536)	(244,958)	1,301,578	84.2%
Other		(31,117,629)	(4,231,227)	26,886,402	86.4%
		(154,544,955)	(16,092,456)	138,452,499	89.6%
Net Cash Flows from Operating Activities	12	47,753,063	57,389,955	9,636,893	-20.2%
Cash Flows from Investing Activities					
Receipts					
Distribution from TPRC		1,000,000	-	(1,000,000)	-100.0%
Proceeds from Disposal of Assets		1,280,000	-	(1,280,000)	-100.0%
Proceeds from Disposal of Investments(Non Current)		-	8,874	8,874	0.0%
Payments					
Purchase Land and Buildings		(14,005,532)	-	14,005,532	-100.0%
Purchase Infrastructure Assets		(29,412,097)	-	29,412,097	-100.0%
Purchase Plant and Mobile Equipment		(17,160,028)	-	17,160,028	100.0%
Purchase Office Furniture and Equipment		(2,153,478)	-	2,153,478	-100.0%
Work in Progress		-	(1,838,590)	(1,838,590)	0.0%
		(62,731,135)	(1,838,590)	60,892,545	97.1%
Net Cash Flows from Investing Activities		(60,451,135)	(1,829,716)	58,621,419	97.0%
Cash Flows from Financing Activities					
Repayment of Borrowings		(6,111,896)	(1,027,643)	5,084,253	83.2%
		(6,111,896)	(1,027,643)	5,084,253	83.2%
Cash Flows from Government and Other Parties					
Receipts from Appropriations/Grants					
Recurrent		4,414,618	234,544	(4,180,074)	-94.7%
Capital		5,768,315	115,259	(5,653,056)	-98.0%
		10,182,933	349,803	(9,833,130)	-96.6%
Net Increase (Decrease) in Cash Held		(8,627,035)	54,882,399	63,509,435	-736.2%
Cash at 1 July 2016		117,479,382	110,312,926	(7,166,456)	-6.1%
Cash at 31 August 2016	11	108,852,347	165,195,318	56,342,971	51.8%

SCHEDULE 6

MUNICIPAL

Notes to the Balance Sheet for the 2 months ended 31 August 2016

1 Rates Receivable

	Actual YTD 31/08/2016	2015/16 YTD 31/08/2015
	\$	\$
Outstanding Amount at 30 June 2016	190,816	64,096
Rates Levied for the Year	87,790,985	80,245,167
Late Payment Penalties	34,650	37,382
Ex Gratia Rates	17,741	17,464
Rates Administration Fee	285,011	257,379
Rates Instalment Interest	364,892	340,160
Back Rates	72,849	(77,853)
Bins Levy	902,909	617,372
	89,659,853	81,501,167
Amount Received during the Period	57,530,734	55,615,975
Outstanding Amount at 31 August 2016	\$32,129,119	\$25,885,192

2 Gain/(Loss) on Disposal/Write off of Assets

	Annual Budget	Actual YTD 31/08/2016
	\$	\$
Land and Buildings		
Proceeds on Disposal	-	-
Less: Carrying amount of assets sold/written off	-	-
(Loss) on Disposal/Write Off	-	-
Infrastructure		
Proceeds on Disposal	-	-
Less: Carrying amount of assets written off	1,640,250	6,222
(Loss) on Write Off	(1,640,250)	(6,222)
Plant and Mobile Equipment		
Proceeds on Disposal	1,280,000	-
Less: Carrying amount of assets sold/written off	1,077,198	-
Profit on Disposal/Write Off	202,802	-
Furniture and Equipment		
Proceeds on Disposal	-	-
Less: Carrying amount of assets sold /written off	-	-
(Loss) on Disposal/Write Off	-	-
Gain/(Loss) on Disposal/Write off of Assets	(\$1,437,448)	(\$6,222)

3 Investments

Current	31/08/2016	30/06/2016
Short Term Cash Investments *	\$	\$
Call Funds	15,654,291	12,111,382
Bank/Term Deposits	134,500,000	84,000,000
Managed Funds	4,329,820	4,138,020
Total Current Investments	\$154,484,111	\$100,249,402

* Short Term Cash Investments as stated in Note 11.

Non Current Investments	31/08/2016	30/06/2016
	\$	\$
Mortgage Backed Securities (MBS)	2,734,885	2,743,759
	2,734,885	2,743,759
Equity in Local Government House	10,000	10,000
Equity in Mindarie Regional Council	420,412	420,412
Equity in Tamala Park Regional Council	3,987,901	3,987,901
	\$7,153,198	\$7,162,072

SCHEDULE 6

MUNICIPAL

Notes to the Balance Sheet for the 2 months ended 31 August 2016

4 Deposits/Prepayments

	31/08/2016	30/06/2016
	\$	\$
Prepaid Insurance	918,137	-
Prepaid Parking Bay Licence Fees	14,380,763	-
Other	1,715,226	1,246,008
	\$17,014,126	\$1,246,008

5 Trade And Other Receivables

	31/08/2016	30/06/2016
Current	\$	\$
Emergency Services Levy (ESL)	9,980,973	36,912
Accrued Interest and Investment Income	526,633	536,669
Accrued Income	1,521,495	1,710,213
Modified Penalties/Fines and Costs	7,733,483	7,468,902
Debtors - General		
Australian Taxation Office - GST Refundable	-	177,492
Works and Services	60,826	35,731
Other Debtors	2,052,411	3,744,873
	21,875,821	13,710,792
Less: Provision for Doubtful Debts	(3,250,003)	(3,132,569)
	\$18,625,818	\$10,578,223
Non Current		
Pensioners' Rates Deferred	51,977	32,434
	\$51,977	\$32,434

6 Trade And Other Payables

	31/08/2016	30/06/2016
Current	\$	\$
Trade Creditors	11,135,032	10,591,073
Emergency Services Levy	18,536,616	-
Interest Payable on Loans	286,796	199,848
Accrued Expenses - Operating	4,193,310	2,427,935
Accrued Expenses - Capital	178,322	10,837
Advances Received for Recoverable Works	39,706	71,386
Income Received / Raised in Advance	898,961	1,008,030
Australian Taxation Office - GST Payable	344,509	-
Other Creditors	2,306,275	1,830,441
	\$37,919,527	\$16,139,550

SCHEDULE 6

MUNICIPAL

Notes to the Balance Sheet for the 2 months ended 31 August 2016

7 Employee Benefits

	31/08/2016	30/06/2016
Current	\$	\$
Leave Entitlements		
Annual Leave	4,566,388	4,454,492
Self Funded Leave	211,225	238,785
Long Service Leave	6,215,904	6,243,476
Recognition of Employees- Presentations	135,687	136,252
	\$11,129,204	\$11,073,005
Non Current		
Annual Leave	617,169	617,169
Long Service Leave	1,129,233	1,129,233
	\$1,746,402	\$1,746,402

Provisions

	31/08/2016	30/06/2016
Current	\$	\$
Workers Compensation	613,992	390,015
	\$613,992	\$390,015
Non Current		
Provision for Equipment Replacement PCEC	4,324,457	4,259,487
	\$4,324,457	\$4,259,487

8 Property, Plant and Equipment and Work in Progress

	31/08/2016	30/06/2016
	\$	\$
Land and Air Rights - at cost/fair value	380,133,677	380,133,678
Less: Accumulated Depreciation	(3,230,771)	(3,135,072)
	376,902,906	376,998,606
Buildings - at fair value	378,864,742	378,864,743
Less: Accumulated Depreciation	(155,401,075)	(154,004,183)
	223,463,667	224,860,560
Improvements - at fair value	52,659,660	52,659,661
Less: Accumulated Depreciation	(5,932,545)	(5,565,355)
	46,727,115	47,094,306
Infrastructure Assets - at cost/fair value	756,468,356	755,794,940
Less: Accumulated Depreciation	(273,109,070)	(270,615,444)
	483,359,286	485,179,496
Plant and Mobile Equipment - at cost/fair value	47,541,666	47,541,666
Less: Accumulated Depreciation	(30,219,240)	(29,432,643)
	17,322,426	18,109,023
Office Furniture and Equipment - at cost/fair value	41,871,404	41,871,404
Less: Accumulated Depreciation	(15,618,380)	(15,155,180)
	26,253,024	26,716,224
Agricultural - at cost	795,271	795,271
Less: Accumulated Depreciation	-	-
	795,271	795,271
Property, Plant and Equipment	1,174,823,695	1,179,753,486
Work in Progress - at cost	33,465,355	32,151,366
	33,465,355	32,151,366
Total Property, Plant and Equipment and Work in Progress	\$1,208,289,050	\$1,211,904,848

SCHEDULE 6

MUNICIPAL

Notes to the Balance Sheet for the 2 months ended 31 August 2016

8 Property, Plant and Equipment and Work in Progress - Movement at Cost

	Balance 30/06/2016	Acquisitions Actual YTD 31/08/2016	Transfers Actual YTD 31/08/2016	Disposals/ Write off/ Actual YTD 31/08/2016	Revaluation Actual YTD 31/08/2016	Balance 31/08/2016
	\$	\$	\$	\$		\$
Land and Air Rights	380,133,678	-	-	-	-	380,133,678
Buildings	378,864,743	-	-	-	-	378,864,743
Improvements	52,659,661	-	-	-	-	52,659,661
Infrastructure Assets	755,794,940	-	690,395	(16,978)	-	756,468,357
Plant and Mobile Equipment	47,541,666	-	-	-	-	47,541,666
Office Furniture and Equipment	41,871,404	-	-	-	-	41,871,404
Agricultural	795,271	-	-	-	-	795,271
Work in Progress	32,151,366	2,006,075	(692,086)	-	-	33,465,355
	\$1,689,812,729	\$2,006,075	(1,691)	(16,978)	-	\$1,691,800,135

9 Loan Liability

	31/08/2016	30/06/2016
Current	\$	\$
Loans - Western Australian Treasury Corporation	6,821,902	6,772,073
Non Current		
Loans - Western Australian Treasury Corporation	28,477,457	29,554,929

10 Reserve Funds

Purpose of Reserve Fund	Balance 30/06/2016	Transfer from Accumulated Surplus	Transfer to Accumulated Surplus	Balance 31/08/2016
	\$	\$	\$	\$
Refuse Disposal and Treatment	2,935,852	23,157	-	2,959,009
Concert Hall - Refurbishment and Maint.	4,835,980	36,538	-	4,872,518
Asset Enhancement	25,994,761	198,535	(47,438)	26,145,858
Street Furniture Replacement	698,257	5,249	(20,107)	683,399
Parking Levy	18,160,739	6,765	(17,278,906)	888,598
Art Acquisition	365,310	2,760	-	368,070
Heritage Incentive	612,121	4,600	-	616,721
Parking Facilities Development	23,671,275	179,294	(15,391)	23,835,178
Employee Entitlements	1,894,203	14,312	-	1,908,515
David Jones Bridge	292,381	2,167	-	294,548
Bonus Plot Ratio	613,783	4,637	-	618,420
PCEC Fixed Plant Replacement	4,259,487	64,970	-	4,324,457
Enterprise and Initiative	3,915,439	29,582	-	3,945,021
Public Art	200,018	1,512	-	201,530
	88,449,606	574,078	(17,361,842)	71,661,842
* Asset Revaluation	560,035,698	-	-	560,035,698
	\$648,485,304	\$574,078	(\$17,361,842)	\$631,697,540

* The Asset Revaluation Reserve is a non cash backed reserve and cannot be used ,except for adjustments to fixed assets on their revaluation, disposal or write off

SCHEDULE 6

MUNICIPAL

Notes to the Balance Sheet for the 2 months ended 31 August 2016

11 Cash Reconciliation

	31/08/2016	30/06/2016
	\$	\$
Cash and Cash Equivalents	10,711,207	10,063,524
Short Term Cash Investments	154,484,111	100,249,402
	\$165,195,318	\$110,312,926

12 Reconciliation of Net Cash Provided By Operating Activities to Operating Surplus

	31/08/2016	30/06/2016
	\$	\$
Change in Net Assets Resulting from Operations	85,884,419	14,217,213
Adjustment for items not involving the movement of Funds:		
Depreciation	5,613,960	31,545,689
Doubtful Debts	117,434	78,375
Non Capitalised Work in Progress	1,691	(4,620,525)
(Gain)/Loss on Disposal/Write off/Contribution of Assets	6,222	1,561,354
	91,623,726	42,782,106
Revenues Provided By :		
Government Grants	(349,803)	(7,151,966)
Contribution from Other Parties	-	(49,890)
	(349,803)	(7,201,856)
Change in Operating Assets and Liabilities		
Add Back		
Decrease in Inventories	49,385	345,750
Decrease in Deposits and Prepayments	-	93,236
Decrease in Accrued Interest and Dividend Income	10,036	63,628
Decrease in Debtors	-	-
Decrease in Deferred Debtors	-	7,133
Decrease in Accrued Income	188,718	-
Increase in Income Received /Raised in Advance	-	130,392
Increase in Accrued Interest Payable	86,948	-
Increase in Accrued Expenses	1,765,375	-
Increase in Provisions	345,146	-
Increase in Trade and Other Payables	19,900,918	-
Deduct		
Decrease in Trade and Other Payables	-	(2,565,858)
Decrease in Income Received /Raised in Advance	(140,749)	-
Decrease in Accrued Interest Payable	-	(41,167)
Increases in Deferred Debtors	(19,543)	-
Decrease in Provisions	-	(401,346)
Decrease in Accrued Expenses	-	(189,630)
Increase in Inventories	-	-
Increase in Trade and Other Receivables	(40,302,087)	(2,033,383)
Increase in Prepayments	(15,768,118)	-
Increase in Accrued Income	-	(458,313)
Increase in Accrued Interest and Investment Income	-	-
	(33,883,971)	(5,049,558)
Net Cash Provided by Operating Activities	\$57,389,955	\$30,530,692

SCHEDULE 6

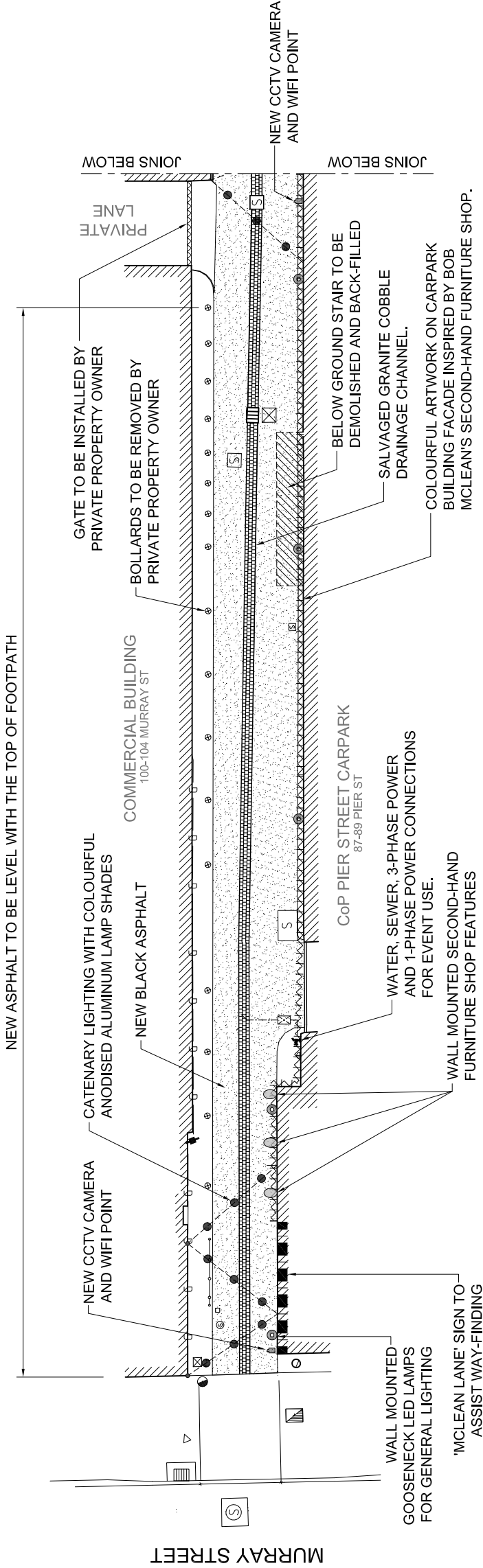
MUNICIPAL

Notes to the Balance Sheet for the 2 months ended 31 August 2016

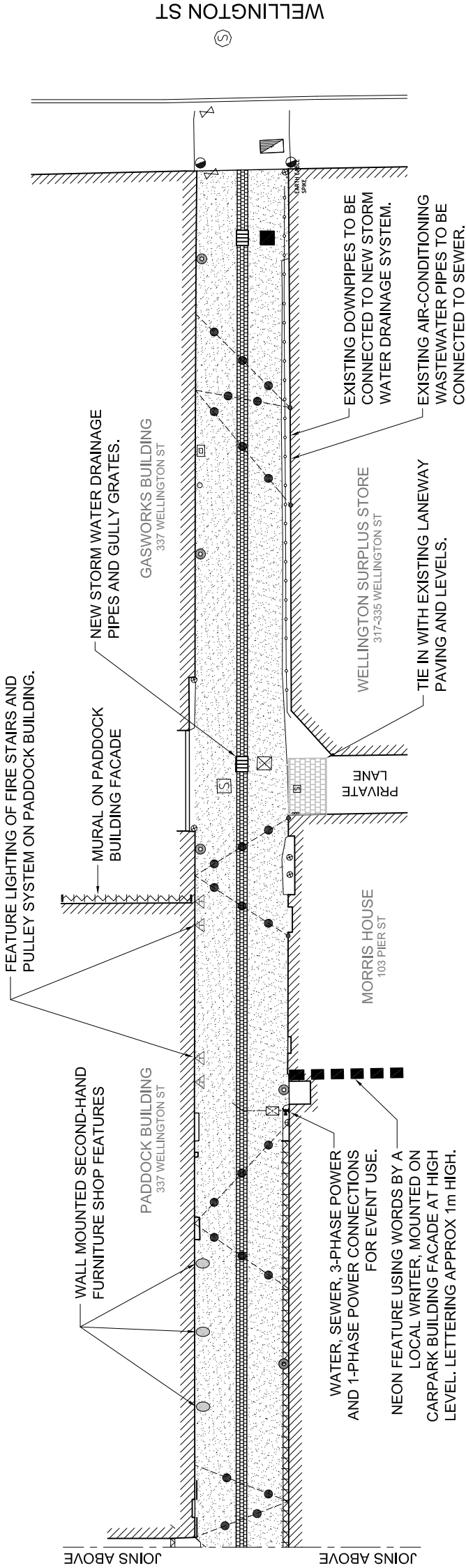
13 Ratios

	31/08/2016	30/06/2016
1 Current Ratio		
<u>Current Assets</u> minus Restricted Assets		
Current Liabilities minus Liabilities associated with Restricted Assets	2.92	1.10
2 Debt Ratio		
<u>Total Liabilities</u>		
Total Assets	6.28%	5.21%
3 Debt Service Ratio		
<u>Debt Service Cost</u>		
Available Operating Revenue	1.19%	4.44%
4 Rate Coverage Ratio		
<u>Net Rate Revenue</u>		
Operating Revenue	77.81%	43.96%
5 Outstanding Rates Ratio		
<u>Rates Outstanding</u>		
Rates Collectable	35.83%	0.23%
6 Untied Cash to Unpaid Creditors Ratio		
<u>Untied Cash</u>		
Unpaid Trade Creditors	8.65	2.32
7 Gross Debt to Revenue Ratio		
<u>Gross Debt</u>		
Total Revenue	31.01%	18.99%
8 Gross Debt to Economically Realisable Assets Ratio		
<u>Gross Debt</u>		
Economically Realisable Assets	3.65%	4.24%

Restricted Assets includes reserve funds and tied contributions not utilised at 31.08.2016



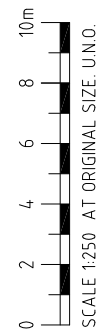
McLEAN LANE PLAN - SOUTH




McLEAN LANE PLAN - NORTH



SCHEDULE 7



<div><div><div><div>CITY of PERTH</div><div>COUNCIL HOUSE.</div><div>27-29 ST. GEORGE'S TERRACE, PERTH.</div></div></div></div>		<div><div>THIS DWG & DESIGN IS SUBJECT TO COPYRIGHT AND MAY NOT BE REPRODUCED WITHOUT PRIOR WRITTEN CONSENT. CONTRACTORS TO VERIFY ALL DIMENSIONS ON SITE BEFORE COMMENCING WORK. REPORT ALL DISCREPANCIES TO PROJECT MANAGER PRIOR TO CONSTRUCTION. FIGURED DIMENSIONS TO BE TAKEN IN PREFERENCE TO SCALED DRAWINGS.</div></div>		<div><div><div>TRAFFIC ENG.</div><div><div><div>DRAWN</div><div>S. Wilson</div></div><div><div>DESIGNED</div><div>C. Bell</div></div><div><div>CIVIL ENG.</div><div>S. Chutoogoon</div></div><div><div>PROJECT MGR.</div><div>J. Chng</div></div><div><div>CO-ORD SYS.</div><div>MGA 50 / AHD</div></div></div><div><div>DRAWING STATUS</div><div>ISSUED FOR APPROVAL</div></div><div><div>RKS FILE No.</div><div>P1032430</div></div><div><div>CAD REF:</div><div>16018-C-SK-18.dwg</div></div></div></div>		<div><div><div>McLEAN LANE ENHANCEMENT</div><div>MURRAY ST - WELLINGTON ST</div><div>SURFACE TREATMENT AND ARTWORK PLAN</div></div></div>		<div><div>DWG SET No.</div><div>16018</div></div> <div><div>DISPLN</div><div>C - SK</div></div> <div><div>DWG TYPE</div><div>- 18</div></div> <div><div>SHEET No.</div><div>01</div></div> <div><div>REV.</div><div>A3</div></div>
--	--	---	--	--	--	---	--	--


SCHEDULE 8

McLean Lane Final Concept Design – Description

The Final Concept Design is inspired by Robert (Bob) McLean's second-hand furniture shop, which was located in the Lane in the 1920s. The key components of the enhancement are:

Surface treatment	<ul style="list-style-type: none"> • New black asphalt paving • A central drainage channel formed with granite cobble stones salvaged from the lane and excess cobble stones recovered from earlier laneway upgrades
Lighting	<ul style="list-style-type: none"> • Catenary lighting with colourful domestic-style lampshades reinterpreted using robust and long lasting anodised aluminium. • Wall-mounted gooseneck LED lamps for general lighting • Feature lighting of character architectural elements • A neon feature at a high level on the northern elevation of the Pier Street Car Park to draw attention to the lane from surrounding city areas
Events	<ul style="list-style-type: none"> • Water taps, sewer connections and 1- and 3-phase power for events
Drainage	<ul style="list-style-type: none"> • New stormwater drainage pipes and grates
Activation, Crime Prevention & Safety	<ul style="list-style-type: none"> • The below-ground stair well at the rear of the Pier Street Car Park are to be demolished and removed to eliminate opportunities for concealment, improve passive surveillance and maximise alfresco and event space • The owners of 100 Murray Street have agreed in principle to install a gate to the top of their driveway to restrict public access • Two new CCTV cameras to improve formal surveillance of the lane • New Wi-Fi points to extend the City's free network
Public Artwork	<ul style="list-style-type: none"> • A colourful artwork on the western elevation of the Pier Street Car Park inspired by Bob McLean's second-hand furniture shop • A mural on the northern elevation of the Padlock Building
Signage	<ul style="list-style-type: none"> • A large 'McLean Lane' sign at the Murray Street entrance to assist way-finding

SCHEDULE 9



SCHEDULE 9



CP 3.6 Annual Schedule of Council and Committee Meetings

POLICY OBJECTIVE

Establishes the principles and method by which the City determines the annual schedule of meetings for Committees and Council of the City of Perth.

POLICY STATEMENT

1. LEGISLATIVE BACKGROUND

Local Government (Administration) Regulation 12 requires the City to, at least once each year, give local public notice of the date, time and place over the ensuing 12-months for scheduled meetings of Council and its Committees which are open to the public.

The City is also required to give local public notice of any special meeting scheduled of Committees (public) or Council as well as when a Committee or Council meeting is cancelled.

2. STANDING AND OCCASIONAL COMMITTEES OF COUNCIL

- (1) Standing Committees of Council are established to manage specified ongoing and routine business of the City of Perth; therefore meetings are scheduled within a regular recurring cycle.
- (2) Occasional Committees of Council are established to deal with specified business of the City of Perth which occurs infrequently and therefore does not require a regular meeting cycle i.e. meetings are scheduled on an “as required” basis.

2.1 Meeting Cycle Principles

- (1) Four Week Cycle within a Calendar Year
Meetings of Standing Committees and Council are to be scheduled within a continuous four week cycle within each calendar year:
 - a. Elected Member Briefings are to be scheduled on Tuesdays in the first week of the cycle; and
 - b. Standing Committees of Council meetings are to be scheduled on Tuesdays in weeks two and three of the cycle; and
 - c. Council meetings are to be scheduled on Tuesdays in the fourth week of the cycle; and
 - d. the first meeting cycle within each Calendar year is to be scheduled to commence on the third Tuesday in January; and
 - e. the cycle is to be continuous throughout the year until at least one Council meeting is scheduled in December.

CP 3.6 Annual Schedule of Council and Committee Meetings

- (2) Public Holiday Variation
Where a public holiday falls on a nominated meeting day within the regular four week cycle, the meeting/s are to be scheduled on the next available business day.
- (3) Special Meetings
Special meetings of Committees and Council are to be scheduled on an “as required” basis and are to be called and convened in accordance with the requirements of the *Local Government Act 1995*.
- (4) Standing and Occasional Committees and Council Meeting Sequence and Times
The following list is the preferred sequence of Standing and Occasional Committee and Council meetings within the four week cycle:

Standing Committee Name:	4-Week Cycle - Day / Time:
Elected Member Briefing	Week 1 – Tuesday – 4.00pm
Marketing, Sponsorship and International Engagement	Week 2 – Tuesday – 4.00pm
Works and Urban Development	Week 2 – Tuesday – 5.30pm
Finance and Administration	Week 3 – Tuesday – 4.00pm
Planning	Week 3 – Tuesday – 5.30pm
Design Advisory	Week 3 – Thursday – 4.00pm
Occasional Committee Name:	
CEO Performance Review	As required
Audit and Risk	As required, but in any case at least quarterly
Elected Member Briefing	Week 4 – Tuesday – 4.00pm
COUNCIL	Week 4 – Tuesday – 6.00pm

- (5) Where it is not reasonable for this policy to apply in determining the meeting schedule, then a resolution of Council is required.

Document Control Box										
Document Responsibilities:										
Custodian:		Manager Governance			Custodian Unit:		Governance			
Decision Maker:		Council								
Compliance Requirements:										
Legislation:		Section 5.3 and 5.4 of the <i>Local Government Act 1995</i> Regulation 12 of the <i>Local Government (Administration) Regulations 1996</i>								
Industry:		Ni.								
Organisational:		Nil.								
Document Management:										
Risk Rating:		Insignificant		Review Frequency:		Triennial	Next Due:	2017	TRIM Ref: 75522/04	
Version #	Decision Reference:			Synopsis:						
1.	OCM 26/08/14 367/14			New Council Policy 3.6						
2										

SCHEDULE 11

Council and Committee Meeting Dates - 2017

JANUARY 2017

Su	M	T	W	TH	F	Sa
1	2	3	4	5	6	7
8	9	10	11	12	13	14
15	16	17	18	19	20	21
22	23	24	25	26	27	28
29	30	31				

FEBRUARY 2017

Su	M	T	W	TH	F	Sa
			1	2	3	4
5	6	7	8	9	10	11
12	13	14	15	16	17	18
19	20	21	22	23	24	25
26	27	28				

MARCH 2017

Su	M	T	W	TH	F	Sa
			1	2	3	4
5	6	7	8	9	10	11
12	13	14	15	16	17	18
19	20	21	22	23	24	25
26	27	28	29	30	31	

APRIL 2017

Su	M	T	W	TH	F	Sa
						1
2	3	4	5	6	7	8
9	10	11	12	13	14	15
16	17	18	19	20	21	22
23	24	25	26	27	28	29
30						

Public Holidays

1/01/2017 - New Years Day
2/01/2017 - New Years Day
26/01/2017 - Australia Day
6/03/2017 - Labour Day
14/04/2017 - Good Friday
16/04/2017 - Easter Day
17/04/2017 - Easter Monday
25/04/2017 - Anzac Day
5/06/2017 - WA Day
25/09/2017 - Queens Birthday
25/12/2017 - Christmas Day
26/12/2017 - Boxing Day
21/10/2017 - Election Day
24/10/2017 - Special Council

MAY 2017

Su	M	T	W	TH	F	Sa
	1	2	3	4	5	6
7	8	9	10	11	12	13
14	15	16	17	18	19	20
21	22	23	24	25	26	27
28	29	30	31			

JUNE 2017

Su	M	T	W	TH	F	Sa
				1	2	3
4	5	6	7	8	9	10
11	12	13	14	15	16	17
18	19	20	21	22	23	24
25	26	27	28	29	30	

JULY 2017

Su	M	T	W	TH	F	Sa
						1
2	3	4	5	6	7	8
9	10	11	12	13	14	15
16	17	18	19	20	21	22
23	24	25	26	27	28	29
30	31					

AUGUST 2017

Su	M	T	W	TH	F	Sa
		1	2	3	4	5
6	7	8	9	10	11	12
13	14	15	16	17	18	19
20	21	22	23	24	25	26
27	28	29	30	31		

SEPTEMBER 2017

Su	M	T	W	TH	F	Sa
					1	2
3	4	5	6	7	8	9
10	11	12	13	14	15	16
17	18	19	20	21	22	23
24	25	26	27	28	29	30

OCTOBER 2017

Su	M	T	W	TH	F	Sa
1	2	3	4	5	6	7
8	9	10	11	12	13	14
15	16	17	18	19	20	21
22	23	24	25	26	27	28
29	30	31				

NOVEMBER 2017

Su	M	T	W	TH	F	Sa
			1	2	3	4
5	6	7	8	9	10	11
12	13	14	15	16	17	18
19	20	21	22	23	24	25
26	27	28	29	30		

DECEMBER 2017

Su	M	T	W	TH	F	Sa
					1	2
3	4	5	6	7	8	9
10	11	12	13	14	15	16
17	18	19	20	21	22	23
24	25	26	27	28	29	30
31						

Briefing

Marketing, Sponsorship & International Engagement & Works Cttees

Finance and Administration & Planning Cttees

Briefing & Council

SCHEDULE 12

TENDER 005-16/17 **Rates - Normal Hours**

ITEM	DESCRIPTION	QUANTITY	UNIT	MMM	DRAINFLOW
	INSPECTION				
1	Inspection - Item 1.	<i>Per Complete Inspection (Section 10)</i>		2,503.00	6,500.00
2	Inspection -Item 2.	<i>Per Inspection of Approx. 6,000</i>		168,000.00	102,000.00

	DESCRIPTION	QUANTITY	UNIT	MMM	DRAINFLOW
3	MAINTENANCE				
3.1	Manual cleaning (per pit) Pits up to 2m deep	1	Item	1032.40	20.00
3.2	Mechanical cleaning (per pit)	1	Item	888.40	20.00
3.3	Replace insitu concrete surrounds	1	Item	904.00	1575.00
3.4	Replace trafficable Gatic surrounds	1	item	750.00	1375.00
3.5	Replace standard pre-cast conversion slabs (City to supply)	1	item	1990.00	2350.00
3.6	Replace Gatic cover - trafficable (City to supply)	1	Item	1990.00	1750.00
3.7	Replace Gully grates - 900x450mm (City to supply)	1	Item	1990.00	200.00
3.8	Replace Gully grates - 600x450mm (City to supply)	1	Item	1990.00	200.00
3.9	Replace side-entry pit surrounds (City to supply)	1	Item	1990.00	1550.00
3.10	Replace side-entry pit covers (City to supply)	1	Item	1990.00	200.00
3.11	Replace Letterbox kerbing (City to supply)	1	Item	670.00	400.00
3.12	Reinstating footpaths	1	/m ²	540.00	150.00
3.13	Replace brickwork in drainage structure	1	/m ²	442.50	200.00
3.14	Re-pointing brickwork in drainage structure	1	/m ²	317.50	100.00
3.15	Breakout/replace pipework mortar joints - up to 300mm Ø	1	Item	680.00	250.00
3.16	Breakout/replace pipework mortar joints 301mm to 600mm Ø	1	Item	940.00	300.00
3.17	Breakout/replace pipework mortar joints over 600mm Ø	1	Item	1200.00	350.00
3.18	Re-fix step irons	1	Item	770.00	150.00
3.19	Replace step irons	1	Item	1058.00	250.00
3.20	Replace aggregate in drain hole	1	Item	615.00	110.00
3.21	Replace 305's and 308's pit covers – (City to Supply)	1	Item	910.00	150.00

SCHEDULE 12

	DESCRIPTION	QUANTITY	UNIT	MMM	DRAINFLOW
3.22	Cleaning of Pipes and Culverts (not including root removal)	1	Lm	3.46	8.00
3.23	Cleaning of Pipes and Culverts (including root removal)	1	Lm	4.46	10.00
3.24	Road Traffic Management* (2 personnel, signage, 1 x VMS	1	/Hour	128.40	95.59
3.25	50mm Pump - 20mm max head, 15 litres per second	1	/Day	130.80	150.00
3.26	100mm Pump – 64mm max head, 80 litres per second	1	/Day	234.00	450.00
3.27	225mm Outfall Plug	1	/Day	659.00	100.00
3.28	300mm Outfall Plug	1	/Day	659.00	125.00
3.29	375mm Outfall Plug	1	/Day	659.00	130.00
3.30	450mm Outfall Plug	1	/Day	979.67	200.00
3.31	525mm Outfall Plug	1	/Day	979.67	350.00
3.32	600mm Outfall Plug	1	/Day	979.67	350.00
3.33	750mm Outfall Plug	1	/Day	2097.33	350.00
3.34	900mm Outfall Plug	1	/Day	2097.33	350.00
3.35	1200mm Outfall Plug	1	/Day	2097.33	400.00
3.36	1500mm Outfall Plug	1	/Day	2097.33	400.00
3.37	High pressure jetting, CCTV inspection and vac sucking.		/Hour	454.25 (Min Hours 3)	240.00 (Min Hours 4)

	DESCRIPTION	QUANTITY	UNIT	MMM	DRAINFLOW
4	DATA COLLECTION - ITEM 4				
4.1	Data Collection – Surveyor*	1	/ Hour	144.00	145.00

* Any additional charges or requirements should be included in Schedule C – Additional Costs

All prices GST exempt

SCHEDULE 13

TENDER 005-16/17 Rates- Out of Hours

ITEM	DESCRIPTION	QUANTITY	UNIT	MMM	DRAINFLOW
	INSPECTION				
1	Inspection - Item 1.	<i>Per Complete Inspection (Section 10)</i>		3,128.75	8,450.00
2	Inspection -Item 2.	<i>Per Inspection of Approx. 6,000</i>		210,000.00	132,600.00

	DESCRIPTION	QUANTITY	UNIT	MMM	DRAINFLOW
3	MAINTENANCE				
3.1	Manual cleaning (per pit) Pits up to 2m deep	1	Item	1,290.50	26.00
3.2	Mechanical cleaning (per pit)	1	Item	1,110.50	26.00
3.3	Replace insitu concrete surrounds	1	/m ²	1,130.00	1,575.00
3.4	Replace trafficable Gatic surrounds	1	item	937.50	1,375.00
3.5	Replace standard pre-cast conversion slabs (City to supply)	1	item	2,487.50	2,350.00
3.6	Replace Gatic cover - trafficable (City to supply)	1	Item	2,487.50	1,750.00
3.7	Replace Gully grates - 900x450mm (City to supply)	1	Item	2,487.50	220.00
3.8	Replace Gully grates - 600x450mm (City to supply)	1	Item	2,487.50	220.00
3.9	Replace side-entry pit surrounds (City to supply)	1	Item	2,487.50	1,600.00
3.10	Replace side-entry pit covers (City to supply)	1	Item	2,487.50	200.00
3.11	Replace Letterbox kerbing (City to supply)	1	Item	837.50	400.00
3.12	Reinstating footpaths	1	/m ²	675.00	150.00
3.13	Replace brickwork in drainage structure	1	/m ²	553.13	200.00
3.14	Re-pointing brickwork in drainage structure	1	/m ²	396.88	100.00
3.15	Breakout/replace pipework mortar joints - up to 300mm Ø	1	Item	850.00	250.00
3.16	Breakout/replace pipework mortar joints 301mm to 600mm Ø	1	Item	1,175.00	300.00
3.17	Breakout/replace pipework mortar joints over 600mm Ø	1	Item	1,500.00	350.00
3.18	Re-fix step irons	1	Item	962.50	150.00
3.19	Replace step irons	1	Item	1,322.50	250.00
3.20	Replace aggregate in drain hole	1	Item	768.75	110.00
3.21	Replace 305's and 308's pit covers – (City to Supply)	1	Item	1,137.50	150.00

SCHEDULE 13

	DESCRIPTION	QUANTITY	UNIT	MMM	DRAINFLOW
3.22	Cleaning of Pipes and Culverts (not including root removal)	1	Lm	4.37	10.00
3.23	Cleaning of Pipes and Culverts (including root removal)	1	Lm	5.57	12.00
3.24	Road Traffic Management* (2 personnel, signage, 1 x VMS	1	/Hour	160.50	95.59
3.25	50mm Pump - 20mm max head, 15 litres per second	1	/Day	163.50	150.00
3.26	100mm Pump – 64mm max head, 80 litres per second	1	/Day	292.50	450.00
3.27	mm Outfall Plug	1	/Day	823.75	100.00
3.27	225mm Outfall Plug	1	/Day	823.75	100.00
3.28	300mm Outfall Plug	1	/Day	823.75	125.00
3.29	375mm Outfall Plug	1	/Day	823.75	130.00
3.30	450mm Outfall Plug	1	/Day	1,224.59	200.00
3.31	525mm Outfall Plug	1	/Day	1,224.59	400.00
3.32	600mm Outfall Plug	1	/Day	1,224.59	400.00
3.33	750mm Outfall Plug	1	/Day	2,621.66	400.00
3.34	900mm Outfall Plug	1	/Day	2,621.66	450.00
3.35	1200mm Outfall Plug	1	/Day	2,621.66	450.00
3.36	1500mm Outfall Plug	1	/Day	2,621.66	450.00
3.37	High pressure jetting, CCTV inspection and vac sucking.		/Hour	567.81 (Min Hours 3)	340.00 (Min Hours 4)

	DESCRIPTION	QUANTITY	UNIT	MMM	DRAINFLOW
4	DATA COLLECTION - ITEM 4				
4.1	Data Collection – Surveyor*	1	/ Hour	180.00	155.00

* Any additional charges or requirements should be included in Schedule C – Additional Costs

All prices GST exempt

SCHEDULE 14

TENDER 005-16/17 RATES - ADDITIONAL COSTS

	DESCRIPTION	QUANTITY	UNIT	MMM	DRAINFLOW
	Traffic Management Plan	1	Each	650.00	
	Labour and Vehicle to manage pumps if required	1	/hour	75.00	
3.22	Minimum Charge (std hours)		100Lm	346.20	
3.23	Minimum Charge (std hours)		100Lm	446.12	
	Waste Disposal	Min 3 tonne	tonne	222.00	
	P/Jet Unit – Std Hours (OOH +25%)		/hour	190.80	
	Gully Eductor – Std Hours (OOH +25%)		/hour	178.80	
	King Vac – Std Hours (OOH +25%)		/hour	226.80	
	CCTV – Std Hours (OOH +25%)		/hour	202.80	
	Eductor Truck – 1 Man Crew		/hour		100.00
	Eductor Truck – 2 Man Crew		/hour		145.00
	Eductor Truck – 1 Man Crew	After Hours	/hour		185.00
	Jetter Truck – 2 Man Crew		/hour		145.00
	Jetter Truck – 2 Man Crew	After Hours	/hour		185.00

All prices GST exempt

Council Meeting

11 October 2016

Confidential Schedule 5

(Minute 380/15 refers)

Distributed to Elected Members under separate cover

Bound in Confidential Minute Book

Volume 1 2016